

For Project: Tithe Barn Lane December 2019

Project Notes:

Location/Name: Incoming

Report Generated: 24/11/2021 12:39

Speed Intervals: 5 MPH

Time Intervals: Instant

Traffic Report From: 28/11/2019 09:00:00 through 20/12/2019 11:59:59

85th Percentile Speed: 37.2 MPH

85th Percentile Vehicles: 44098

Max Speed: 70 MPH on 12/12/2019 13:55:00

Total Vehicles: 51880

AADT: 2344

## Volumes - weekly counts

Time	5 Day	7 Day
Average Daily	2421	2239
AM Peak 08:00	189	153
PM Peak 03:00	271	230

## Speed

Speed Limit: 35

85th Percentile Speed: 37.2

Average Speed: 30.11

	Monday	Tuesday	Wednesday	Thursday	Friday	Saturday	Sunday
Count over limit	1568	1550	1662	1995	1714	1609	1430
% over limit	21.2	21.7	22.9	19.1	19.2	27.6	29.3
Avg Speeder	39.1	39.0	39.1	38.9	39.2	39.3	39.4

Day/Time Ending	85th pctl (MPH)	85th pctl cnts	Total Cnts	Max Speed	Avg Speeder	% Speeders
28/11/2019 10:00:00 AM	36.8	144	170	50	38.4	21.8%
28/11/2019 11:00:00 AM	36.8	158	186	45	38.7	21.0%
28/11/2019 12:00:00 PM	36.3	164	193	60	39.4	18.7%
28/11/2019 01:00:00 PM	38.4	137	161	50	39.4	27.3%
28/11/2019 02:00:00 PM	35.4	165	194	45	38.3	16.0%
28/11/2019 03:00:00 PM	37.1	203	239	50	38.9	21.8%
28/11/2019 04:00:00 PM	33.7	308	362	50	38.6	8.6%
28/11/2019 05:00:00 PM	35.0	266	313	60	39.1	14.7%
28/11/2019 06:00:00 PM	34.8	273	321	55	38.6	13.7%
28/11/2019 07:00:00 PM	37.9	195	229	60	39.3	25.8%
28/11/2019 08:00:00 PM	38.7	125	147	55	39.9	27.9%
28/11/2019 09:00:00 PM	38.9	94	110	50	38.7	37.3%
28/11/2019 10:00:00 PM	36.5	59	69	55	39.4	18.8%
28/11/2019 11:00:00 PM	40.7	48	56	55	40.2	39.3%
29/11/2019 12:00:00 AM	45.0	26	31	65	42.2	51.6%
29/11/2019 01:00:00 AM	42.5	14	17	55	43.3	35.3%
29/11/2019 02:00:00 AM	37.5	5	6	40	37.5	33.3%
29/11/2019 03:00:00 AM	35.0	5	6	50	47.5	16.7%
29/11/2019 04:00:00 AM	45.0	4	5	50	42.5	60.0%
29/11/2019 05:00:00 AM	45.0	7	8	50	43.8	50.0%
29/11/2019 06:00:00 AM	43.8	20	24	60	43.9	45.8%
29/11/2019 07:00:00 AM	38.6	56	66	55	40.3	27.3%
29/11/2019 08:00:00 AM	36.2	167	197	45	38.7	18.8%
29/11/2019 09:00:00 AM	35.6	225	265	50	38.5	16.6%
29/11/2019 10:00:00 AM	36.7	207	243	50	38.6	20.2%
29/11/2019 11:00:00 AM	34.6	189	222	45	38.1	11.7%
29/11/2019 12:00:00 PM	37.3	171	201	50	39.2	21.9%
29/11/2019 01:00:00 PM	37.3	212	249	50	38.7	23.7%
29/11/2019 02:00:00 PM	37.8	176	207	50	38.4	28.0%
29/11/2019 03:00:00 PM	36.4	210	247	50	38.5	19.4%
29/11/2019 04:00:00 PM	34.7	349	411	50	38.8	13.1%
29/11/2019 05:00:00 PM	35.6	294	346	50	39.2	16.5%
29/11/2019 06:00:00 PM	36.6	333	392	55	39.0	20.4%
29/11/2019 07:00:00 PM	37.0	244	287	50	38.8	21.3%
29/11/2019 08:00:00 PM	38.5	154	181	55	39.4	29.8%
29/11/2019 09:00:00 PM	38.0	93	109	50	39.3	25.7%
29/11/2019 10:00:00 PM	39.3	67	79	50	39.4	40.5%
29/11/2019 11:00:00 PM	40.9	62	73	50	40.3	37.0%
30/11/2019 12:00:00 AM	40.0	37	43	55	41.3	30.2%
30/11/2019 01:00:00 AM	39.2	26	30	50	39.7	30.0%
30/11/2019 02:00:00 AM	47.5	10	12	55	43.3	50.0%
30/11/2019 03:00:00 AM	45.0	6	7	50	42.5	57.1%
30/11/2019 04:00:00 AM	45.0	3	4	60	45.8	75.0%
30/11/2019 05:00:00 AM	40.0	4	5	45	40.0	40.0%
30/11/2019 06:00:00 AM	42.5	14	16	45	42.5	25.0%
30/11/2019 07:00:00 AM	36.7	23	27	40	37.5	22.2%
30/11/2019 08:00:00 AM	40.0	55	65	55	40.4	36.9%
30/11/2019 09:00:00 AM	38.3	116	137	50	39.5	27.0%
30/11/2019 10:00:00 AM	36.4	176	207	50	39.2	18.8%

30/11/2019 11:00:00 AM	37.2	184	217	45	37.9	25.8%
30/11/2019 12:00:00 PM	37.6	218	257	50	38.6	25.7%
30/11/2019 01:00:00 PM	36.9	215	253	50	38.6	21.7%
30/11/2019 02:00:00 PM	37.8	211	248	50	39.0	25.4%
30/11/2019 03:00:00 PM	38.0	172	202	55	39.1	27.7%
30/11/2019 04:00:00 PM	38.6	168	198	55	39.7	29.3%
30/11/2019 05:00:00 PM	37.6	177	208	50	39.3	24.0%
30/11/2019 06:00:00 PM	36.3	181	213	55	38.7	19.2%
30/11/2019 07:00:00 PM	37.6	156	183	50	38.8	24.6%
30/11/2019 08:00:00 PM	37.8	115	135	45	39.0	24.4%
30/11/2019 09:00:00 PM	40.0	77	91	55	41.8	31.9%
30/11/2019 10:00:00 PM	37.5	69	81	50	40.1	21.0%
30/11/2019 11:00:00 PM	38.1	39	46	45	39.2	26.1%
01/12/2019 12:00:00 AM	40.0	36	42	55	41.7	31.0%
01/12/2019 01:00:00 AM	38.0	26	31	50	40.0	25.8%
01/12/2019 02:00:00 AM	38.3	10	12	45	38.8	33.3%
01/12/2019 03:00:00 AM	45.0	7	8	50	41.3	50.0%
01/12/2019 04:00:00 AM	42.5	6	7	45	40.8	42.9%
01/12/2019 05:00:00 AM	37.5	4	5	40	37.5	40.0%
01/12/2019 06:00:00 AM	35.0	8	9	45	42.5	11.1%
01/12/2019 07:00:00 AM	38.3	13	15	50	40.0	26.7%
01/12/2019 08:00:00 AM	34.8	31	37	50	40.5	13.5%
01/12/2019 09:00:00 AM	39.4	51	60	50	39.1	41.7%
01/12/2019 10:00:00 AM	39.7	111	131	55	39.9	39.7%
01/12/2019 11:00:00 AM	38.5	151	178	50	38.8	33.1%
01/12/2019 12:00:00 PM	37.4	167	197	50	38.7	24.9%
01/12/2019 01:00:00 PM	38.6	173	203	50	38.7	34.0%
01/12/2019 02:00:00 PM	38.2	175	206	50	38.6	31.1%
01/12/2019 03:00:00 PM	38.1	187	220	60	38.9	30.0%
01/12/2019 04:00:00 PM	38.9	153	180	60	39.1	40.6%
01/12/2019 05:00:00 PM	36.2	166	195	55	38.3	19.0%
01/12/2019 06:00:00 PM	38.3	121	142	55	39.7	25.4%
01/12/2019 07:00:00 PM	38.5	110	129	50	38.9	31.0%
01/12/2019 08:00:00 PM	38.2	95	112	50	40.1	25.9%
01/12/2019 09:00:00 PM	38.8	68	80	50	39.3	31.3%
01/12/2019 10:00:00 PM	38.3	51	60	45	39.0	28.3%
01/12/2019 11:00:00 PM	40.7	42	49	50	40.0	36.7%
02/12/2019 12:00:00 AM	42.5	14	16	50	40.8	37.5%
02/12/2019 01:00:00 AM	42.5	9	11	55	42.5	45.5%
02/12/2019 02:00:00 AM	0.0	0	0	0	0.0	0.0%
02/12/2019 03:00:00 AM	40.0	1	1	40	37.5	100.0%
02/12/2019 04:00:00 AM	43.3	7	8	45	40.5	62.5%
02/12/2019 05:00:00 AM	40.0	7	8	45	40.0	25.0%
02/12/2019 06:00:00 AM	43.8	20	24	55	43.9	45.8%
02/12/2019 07:00:00 AM	37.5	46	54	55	39.4	24.1%
02/12/2019 08:00:00 AM	36.3	160	188	45	38.6	18.6%
02/12/2019 09:00:00 AM	36.4	235	276	50	38.4	19.6%
02/12/2019 10:00:00 AM	36.2	218	257	45	38.0	19.5%
02/12/2019 11:00:00 AM	33.7	150	177	55	39.8	6.2%
02/12/2019 12:00:00 PM	32.4	177	208	50	38.9	5.3%

02/12/2019 01:00:00 PM	33.7	182	214	45	38.1	7.9%
02/12/2019 02:00:00 PM	37.8	160	188	50	38.1	29.3%
02/12/2019 03:00:00 PM	37.8	225	265	55	38.8	27.2%
02/12/2019 04:00:00 PM	35.9	332	390	55	38.8	17.4%
02/12/2019 05:00:00 PM	34.6	276	325	50	38.8	12.3%
02/12/2019 06:00:00 PM	36.1	300	353	50	38.9	17.8%
02/12/2019 07:00:00 PM	37.5	216	254	50	39.1	23.2%
02/12/2019 08:00:00 PM	38.1	119	140	55	38.9	30.0%
02/12/2019 09:00:00 PM	37.2	91	107	50	39.2	22.4%
02/12/2019 10:00:00 PM	38.6	61	72	50	39.4	29.2%
02/12/2019 11:00:00 PM	40.0	31	37	45	41.3	21.6%
03/12/2019 12:00:00 AM	41.7	14	17	50	41.7	35.3%
03/12/2019 01:00:00 AM	38.3	8	10	45	38.8	40.0%
03/12/2019 02:00:00 AM	40.0	4	5	50	40.8	60.0%
03/12/2019 03:00:00 AM	0.0	0	0	0	0.0	0.0%
03/12/2019 04:00:00 AM	40.0	4	5	45	38.8	80.0%
03/12/2019 05:00:00 AM	42.5	8	10	55	43.8	40.0%
03/12/2019 06:00:00 AM	43.3	18	21	50	40.7	52.4%
03/12/2019 07:00:00 AM	37.8	53	62	50	38.3	29.0%
03/12/2019 08:00:00 AM	36.7	147	173	45	37.9	22.0%
03/12/2019 09:00:00 AM	36.0	274	322	50	38.6	17.7%
03/12/2019 10:00:00 AM	36.4	220	259	45	38.2	20.1%
03/12/2019 11:00:00 AM	35.7	157	185	45	38.1	17.3%
03/12/2019 12:00:00 PM	36.6	153	180	50	38.6	20.0%
03/12/2019 01:00:00 PM	37.2	162	190	50	38.8	23.2%
03/12/2019 02:00:00 PM	37.0	159	187	55	38.8	22.5%
03/12/2019 03:00:00 PM	36.2	196	230	45	38.0	18.7%
03/12/2019 04:00:00 PM	34.9	309	363	45	38.4	13.8%
03/12/2019 05:00:00 PM	34.4	287	338	50	38.4	10.9%
03/12/2019 06:00:00 PM	34.5	323	380	50	39.3	11.6%
03/12/2019 07:00:00 PM	36.1	229	269	45	38.2	18.2%
03/12/2019 08:00:00 PM	38.1	122	143	50	39.3	25.9%
03/12/2019 09:00:00 PM	37.9	99	117	55	40.8	22.2%
03/12/2019 10:00:00 PM	37.7	47	55	50	38.9	25.5%
03/12/2019 11:00:00 PM	41.2	35	41	60	41.3	41.5%
04/12/2019 12:00:00 AM	40.0	12	14	45	39.5	35.7%
04/12/2019 01:00:00 AM	42.5	14	17	60	42.5	47.1%
04/12/2019 02:00:00 AM	0.0	0	0	0	0.0	0.0%
04/12/2019 03:00:00 AM	30.0	2	2	30	0.0	0.0%
04/12/2019 04:00:00 AM	35.0	1	1	35	0.0	0.0%
04/12/2019 05:00:00 AM	45.0	8	10	50	44.5	50.0%
04/12/2019 06:00:00 AM	43.3	20	24	55	41.7	54.2%
04/12/2019 07:00:00 AM	35.8	65	77	50	38.2	18.2%
04/12/2019 08:00:00 AM	37.1	171	201	50	39.0	21.9%
04/12/2019 09:00:00 AM	36.5	252	297	50	38.5	19.9%
04/12/2019 10:00:00 AM	35.8	189	222	45	38.3	17.1%
04/12/2019 11:00:00 AM	35.4	178	210	50	39.4	16.2%
04/12/2019 12:00:00 PM	37.1	159	187	50	38.9	22.5%
04/12/2019 01:00:00 PM	37.4	162	190	45	38.1	25.8%
04/12/2019 02:00:00 PM	37.2	168	198	50	39.0	22.2%

04/12/2019 03:00:00 PM	36.9	227	267	45	38.2	22.1%
04/12/2019 04:00:00 PM	34.6	331	389	45	38.3	12.6%
04/12/2019 05:00:00 PM	35.0	280	330	50	38.9	14.8%
04/12/2019 06:00:00 PM	34.7	326	383	50	38.6	12.8%
04/12/2019 07:00:00 PM	38.1	212	249	50	38.6	29.3%
04/12/2019 08:00:00 PM	36.8	157	185	50	38.5	21.6%
04/12/2019 09:00:00 PM	38.4	94	110	50	38.6	31.8%
04/12/2019 10:00:00 PM	39.1	54	63	50	40.3	28.6%
04/12/2019 11:00:00 PM	45.0	39	46	65	44.0	37.0%
05/12/2019 12:00:00 AM	39.2	21	25	60	42.5	36.0%
05/12/2019 01:00:00 AM	37.5	13	15	55	42.5	20.0%
05/12/2019 02:00:00 AM	45.0	2	2	45	40.0	100.0%
05/12/2019 03:00:00 AM	0.0	0	0	0	0.0	0.0%
05/12/2019 04:00:00 AM	40.0	2	2	40	37.5	50.0%
05/12/2019 05:00:00 AM	43.3	9	11	50	42.5	45.5%
05/12/2019 06:00:00 AM	39.0	20	23	45	38.9	30.4%
05/12/2019 07:00:00 AM	37.6	52	61	45	37.8	29.5%
05/12/2019 08:00:00 AM	35.8	170	200	45	39.0	17.0%
05/12/2019 09:00:00 AM	35.1	252	296	50	38.4	15.2%
05/12/2019 10:00:00 AM	35.8	205	241	45	38.5	17.0%
05/12/2019 11:00:00 AM	37.3	130	153	50	38.8	23.5%
05/12/2019 12:00:00 PM	36.3	178	210	45	39.0	18.6%
05/12/2019 01:00:00 PM	37.7	174	205	45	38.1	28.8%
05/12/2019 02:00:00 PM	36.6	166	195	50	39.1	19.5%
05/12/2019 03:00:00 PM	34.8	184	216	45	38.5	13.4%
05/12/2019 04:00:00 PM	34.5	343	403	50	38.3	10.7%
05/12/2019 05:00:00 PM	34.5	291	342	50	38.4	11.7%
05/12/2019 06:00:00 PM	34.5	297	349	50	38.4	11.2%
05/12/2019 07:00:00 PM	35.5	248	292	50	38.2	16.4%
05/12/2019 08:00:00 PM	37.2	111	131	60	38.9	24.4%
05/12/2019 09:00:00 PM	38.1	99	116	45	38.4	30.2%
05/12/2019 10:00:00 PM	39.3	71	83	65	41.1	30.1%
05/12/2019 11:00:00 PM	38.0	39	46	50	41.0	21.7%
06/12/2019 12:00:00 AM	38.8	22	26	45	39.6	26.9%
06/12/2019 01:00:00 AM	40.0	14	17	50	40.4	41.2%
06/12/2019 02:00:00 AM	45.0	5	6	55	44.2	50.0%
06/12/2019 03:00:00 AM	40.0	2	2	40	37.5	50.0%
06/12/2019 04:00:00 AM	35.0	3	4	40	37.5	25.0%
06/12/2019 05:00:00 AM	35.0	18	21	50	42.5	14.3%
06/12/2019 06:00:00 AM	35.0	54	64	65	44.5	15.6%
06/12/2019 07:00:00 AM	39.0	56	66	50	39.3	33.3%
06/12/2019 08:00:00 AM	36.6	167	197	55	39.1	20.3%
06/12/2019 09:00:00 AM	34.8	253	298	50	38.7	14.1%
06/12/2019 10:00:00 AM	36.5	220	259	50	38.3	20.5%
06/12/2019 11:00:00 AM	37.0	136	160	50	38.3	23.1%
06/12/2019 12:00:00 PM	36.4	175	206	50	38.6	19.4%
06/12/2019 01:00:00 PM	37.6	184	217	60	39.4	24.0%
06/12/2019 02:00:00 PM	36.5	191	225	50	38.6	20.0%
06/12/2019 03:00:00 PM	34.7	234	275	50	38.6	12.7%
06/12/2019 04:00:00 PM	33.0	368	433	45	38.3	5.8%

06/12/2019 05:00:00 PM	34.8	288	339	50	38.4	14.2%
06/12/2019 06:00:00 PM	36.7	288	339	50	39.0	20.1%
06/12/2019 07:00:00 PM	37.9	212	250	50	39.1	26.4%
06/12/2019 08:00:00 PM	38.4	141	166	50	39.8	27.7%
06/12/2019 09:00:00 PM	39.1	84	99	65	39.3	38.4%
06/12/2019 10:00:00 PM	38.2	72	85	65	39.8	30.6%
06/12/2019 11:00:00 PM	41.7	59	69	55	41.1	36.2%
07/12/2019 12:00:00 AM	39.6	46	54	50	39.5	37.0%
07/12/2019 01:00:00 AM	37.5	26	30	55	39.6	23.3%
07/12/2019 02:00:00 AM	45.0	20	23	50	41.3	52.2%
07/12/2019 03:00:00 AM	40.0	5	6	45	40.0	33.3%
07/12/2019 04:00:00 AM	40.0	8	10	60	43.8	40.0%
07/12/2019 05:00:00 AM	43.3	8	9	45	42.5	33.3%
07/12/2019 06:00:00 AM	40.0	8	9	45	39.2	33.3%
07/12/2019 07:00:00 AM	40.0	18	21	45	39.4	38.1%
07/12/2019 08:00:00 AM	38.5	57	67	45	39.1	28.4%
07/12/2019 09:00:00 AM	38.8	119	140	55	39.3	34.3%
07/12/2019 10:00:00 AM	38.6	140	165	50	39.2	30.3%
07/12/2019 11:00:00 AM	37.3	215	253	50	38.5	24.1%
07/12/2019 12:00:00 PM	38.0	218	257	55	38.9	27.6%
07/12/2019 01:00:00 PM	38.5	195	229	50	39.0	29.7%
07/12/2019 02:00:00 PM	38.5	195	229	55	38.9	32.3%
07/12/2019 03:00:00 PM	38.5	195	229	55	39.1	30.1%
07/12/2019 04:00:00 PM	38.6	184	216	50	39.6	29.2%
07/12/2019 05:00:00 PM	38.4	187	220	50	39.0	30.0%
07/12/2019 06:00:00 PM	37.0	182	214	55	40.1	20.1%
07/12/2019 07:00:00 PM	37.9	135	159	50	39.3	25.8%
07/12/2019 08:00:00 PM	38.4	110	129	55	38.8	31.8%
07/12/2019 09:00:00 PM	39.5	82	97	65	40.6	35.1%
07/12/2019 10:00:00 PM	43.3	64	75	55	41.4	46.7%
07/12/2019 11:00:00 PM	39.5	72	85	55	40.1	36.5%
08/12/2019 12:00:00 AM	39.5	62	73	55	40.3	41.1%
08/12/2019 01:00:00 AM	41.9	37	44	60	41.9	40.9%
08/12/2019 02:00:00 AM	41.2	23	27	50	40.2	40.7%
08/12/2019 03:00:00 AM	14.0	86	101	60	44.5	5.0%
08/12/2019 04:00:00 AM	13.9	156	184	50	41.1	3.8%
08/12/2019 05:00:00 AM	40.0	4	5	50	42.5	40.0%
08/12/2019 06:00:00 AM	45.0	6	7	50	42.5	42.9%
08/12/2019 07:00:00 AM	33.8	38	45	45	39.2	13.3%
08/12/2019 08:00:00 AM	39.4	26	31	45	39.2	38.7%
08/12/2019 09:00:00 AM	41.2	44	52	50	40.8	40.4%
08/12/2019 10:00:00 AM	39.0	112	132	50	39.3	34.1%
08/12/2019 11:00:00 AM	38.3	148	174	50	39.4	27.0%
08/12/2019 12:00:00 PM	39.1	180	212	55	39.7	34.4%
08/12/2019 01:00:00 PM	38.7	184	216	50	39.0	32.9%
08/12/2019 02:00:00 PM	39.6	176	207	50	39.3	41.1%
08/12/2019 03:00:00 PM	38.0	148	174	55	39.5	25.3%
08/12/2019 04:00:00 PM	38.0	139	164	55	39.7	26.2%
08/12/2019 05:00:00 PM	37.5	225	265	55	39.4	23.4%
08/12/2019 06:00:00 PM	37.3	144	169	50	38.8	23.1%

08/12/2019 07:00:00 PM	39.6	105	124	55	39.7	41.1%
08/12/2019 08:00:00 PM	39.0	80	94	50	40.4	27.7%
08/12/2019 09:00:00 PM	40.5	59	69	50	40.2	31.9%
08/12/2019 10:00:00 PM	39.0	34	40	45	38.9	35.0%
08/12/2019 11:00:00 PM	40.0	27	32	50	39.5	46.9%
09/12/2019 12:00:00 AM	40.0	22	26	55	41.9	34.6%
09/12/2019 01:00:00 AM	25.0	54	63	55	46.7	9.5%
09/12/2019 02:00:00 AM	13.2	107	126	40	37.5	0.8%
09/12/2019 03:00:00 AM	35.0	2	2	35	0.0	0.0%
09/12/2019 04:00:00 AM	30.0	2	2	30	0.0	0.0%
09/12/2019 05:00:00 AM	43.3	9	11	45	42.5	54.5%
09/12/2019 06:00:00 AM	35.0	47	55	55	40.6	14.5%
09/12/2019 07:00:00 AM	38.8	49	58	55	40.0	31.0%
09/12/2019 08:00:00 AM	36.7	157	185	45	38.1	21.6%
09/12/2019 09:00:00 AM	35.2	229	269	45	38.6	15.2%
09/12/2019 10:00:00 AM	37.8	217	255	50	38.3	27.8%
09/12/2019 11:00:00 AM	39.0	149	175	55	39.3	33.1%
09/12/2019 12:00:00 PM	38.2	196	230	60	39.6	26.5%
09/12/2019 01:00:00 PM	38.1	184	216	55	38.9	29.2%
09/12/2019 02:00:00 PM	39.2	162	191	55	39.3	40.3%
09/12/2019 03:00:00 PM	39.0	212	249	50	39.1	36.1%
09/12/2019 04:00:00 PM	35.4	331	389	50	38.6	15.9%
09/12/2019 05:00:00 PM	34.9	282	332	50	40.0	14.5%
09/12/2019 06:00:00 PM	35.8	314	370	50	38.3	17.6%
09/12/2019 07:00:00 PM	38.1	172	202	55	39.2	25.7%
09/12/2019 08:00:00 PM	38.0	117	138	50	39.4	26.1%
09/12/2019 09:00:00 PM	38.2	100	118	50	39.0	30.5%
09/12/2019 10:00:00 PM	43.6	46	54	50	41.3	46.3%
09/12/2019 11:00:00 PM	40.7	40	47	60	40.1	44.7%
10/12/2019 12:00:00 AM	42.5	18	21	50	40.2	52.4%
10/12/2019 01:00:00 AM	40.0	13	15	45	38.6	60.0%
10/12/2019 02:00:00 AM	37.5	4	5	40	37.5	40.0%
10/12/2019 03:00:00 AM	25.0	3	4	45	42.5	25.0%
10/12/2019 04:00:00 AM	35.0	1	1	35	0.0	0.0%
10/12/2019 05:00:00 AM	45.0	6	7	50	42.5	57.1%
10/12/2019 06:00:00 AM	41.7	20	23	55	40.2	47.8%
10/12/2019 07:00:00 AM	38.7	58	68	55	39.4	35.3%
10/12/2019 08:00:00 AM	37.2	165	194	50	38.6	23.7%
10/12/2019 09:00:00 AM	36.4	238	280	50	39.0	18.9%
10/12/2019 10:00:00 AM	37.2	203	239	50	38.6	23.8%
10/12/2019 11:00:00 AM	37.4	173	203	50	39.1	23.2%
10/12/2019 12:00:00 PM	38.0	154	181	50	38.8	27.6%
10/12/2019 01:00:00 PM	38.5	173	204	60	39.0	32.8%
10/12/2019 02:00:00 PM	39.4	185	218	55	39.8	33.5%
10/12/2019 03:00:00 PM	38.7	193	227	55	39.5	29.5%
10/12/2019 04:00:00 PM	35.3	330	388	45	38.4	15.7%
10/12/2019 05:00:00 PM	35.5	288	339	50	38.8	16.2%
10/12/2019 06:00:00 PM	36.7	276	325	50	38.9	20.3%
10/12/2019 07:00:00 PM	38.0	180	212	50	38.6	29.2%
10/12/2019 08:00:00 PM	38.8	114	134	50	40.1	29.9%

10/12/2019 09:00:00 PM	38.1	105	123	50	39.7	23.6%
10/12/2019 10:00:00 PM	38.3	56	66	50	39.0	30.3%
10/12/2019 11:00:00 PM	39.4	88	103	60	41.6	22.3%
11/12/2019 12:00:00 AM	43.8	25	29	60	41.8	48.3%
11/12/2019 01:00:00 AM	40.0	10	12	50	40.5	41.7%
11/12/2019 02:00:00 AM	52.5	5	6	55	45.0	66.7%
11/12/2019 03:00:00 AM	40.0	5	6	45	40.0	33.3%
11/12/2019 04:00:00 AM	35.0	2	2	35	0.0	0.0%
11/12/2019 05:00:00 AM	42.5	10	12	55	41.1	58.3%
11/12/2019 06:00:00 AM	41.7	19	22	50	39.8	50.0%
11/12/2019 07:00:00 AM	41.2	56	66	55	41.0	39.4%
11/12/2019 08:00:00 AM	38.6	144	169	50	39.2	30.2%
11/12/2019 09:00:00 AM	38.1	208	245	55	39.3	27.3%
11/12/2019 10:00:00 AM	38.1	201	237	50	39.0	28.7%
11/12/2019 11:00:00 AM	37.3	153	180	55	38.4	25.0%
11/12/2019 12:00:00 PM	38.8	174	205	50	39.1	32.7%
11/12/2019 01:00:00 PM	38.7	183	215	50	39.0	33.5%
11/12/2019 02:00:00 PM	38.4	191	225	55	39.1	31.1%
11/12/2019 03:00:00 PM	36.0	219	258	50	38.9	17.8%
11/12/2019 04:00:00 PM	34.4	326	383	45	38.2	11.2%
11/12/2019 05:00:00 PM	35.5	251	295	50	38.9	16.3%
11/12/2019 06:00:00 PM	36.5	332	391	50	39.1	19.2%
11/12/2019 07:00:00 PM	37.7	199	234	55	39.2	25.2%
11/12/2019 08:00:00 PM	38.8	135	159	50	38.7	35.8%
11/12/2019 09:00:00 PM	39.6	88	104	55	39.9	38.5%
11/12/2019 10:00:00 PM	38.8	64	75	55	39.5	30.7%
11/12/2019 11:00:00 PM	39.2	37	44	50	39.9	38.6%
12/12/2019 12:00:00 AM	43.0	21	25	50	41.3	48.0%
12/12/2019 01:00:00 AM	45.0	18	21	60	43.1	38.1%
12/12/2019 02:00:00 AM	40.0	6	7	45	39.2	42.9%
12/12/2019 03:00:00 AM	35.0	2	2	35	0.0	0.0%
12/12/2019 04:00:00 AM	25.0	3	4	35	0.0	0.0%
12/12/2019 05:00:00 AM	40.0	9	11	45	39.2	54.5%
12/12/2019 06:00:00 AM	40.0	17	20	55	44.5	25.0%
12/12/2019 07:00:00 AM	36.8	48	57	40	37.5	24.6%
12/12/2019 08:00:00 AM	36.4	159	187	45	38.2	19.8%
12/12/2019 09:00:00 AM	34.9	240	282	50	38.5	14.2%
12/12/2019 10:00:00 AM	37.7	216	254	50	38.6	26.0%
12/12/2019 11:00:00 AM	36.6	168	198	45	38.6	20.2%
12/12/2019 12:00:00 PM	37.6	173	204	50	39.0	24.5%
12/12/2019 01:00:00 PM	37.6	178	210	50	38.5	26.2%
12/12/2019 02:00:00 PM	37.9	174	205	70	39.2	26.8%
12/12/2019 03:00:00 PM	36.8	233	274	50	38.8	20.8%
12/12/2019 04:00:00 PM	35.8	337	396	50	38.0	17.4%
12/12/2019 05:00:00 PM	33.1	371	436	45	38.0	7.1%
12/12/2019 06:00:00 PM	36.7	293	345	60	38.5	21.2%
12/12/2019 07:00:00 PM	36.8	219	258	50	38.3	22.1%
12/12/2019 08:00:00 PM	38.6	139	163	50	39.7	27.6%
12/12/2019 09:00:00 PM	38.0	122	143	45	38.5	28.0%
12/12/2019 10:00:00 PM	38.8	76	90	45	39.4	30.0%



12/12/2019 11:00:00 PM	40.0	45	53	50	39.8	37.7%
13/12/2019 12:00:00 AM	39.0	36	42	50	40.5	23.8%
13/12/2019 01:00:00 AM	9.8	216	254	70	41.9	3.1%
13/12/2019 02:00:00 AM	42.5	14	16	50	40.8	37.5%
13/12/2019 03:00:00 AM	37.5	10	12	45	39.2	25.0%
13/12/2019 04:00:00 AM	9.7	228	268	35	0.0	0.0%
13/12/2019 05:00:00 AM	30.0	74	87	50	39.3	12.6%
13/12/2019 06:00:00 AM	34.4	60	70	50	39.7	12.9%
13/12/2019 07:00:00 AM	38.9	68	80	50	39.9	28.8%
13/12/2019 08:00:00 AM	38.3	179	211	50	39.3	27.5%
13/12/2019 09:00:00 AM	34.7	178	209	50	39.0	12.9%
13/12/2019 10:00:00 AM	0.0	0	0	0	0.0	0.0%
13/12/2019 11:00:00 AM	0.0	0	0	0	0.0	0.0%
13/12/2019 12:00:00 PM	0.0	0	0	0	0.0	0.0%
13/12/2019 01:00:00 PM	0.0	0	0	0	0.0	0.0%
13/12/2019 02:00:00 PM	0.0	0	0	0	0.0	0.0%
13/12/2019 03:00:00 PM	0.0	0	0	0	0.0	0.0%
13/12/2019 04:00:00 PM	0.0	0	0	0	0.0	0.0%
13/12/2019 05:00:00 PM	0.0	0	0	0	0.0	0.0%
13/12/2019 06:00:00 PM	0.0	0	0	0	0.0	0.0%
13/12/2019 07:00:00 PM	0.0	0	0	0	0.0	0.0%
13/12/2019 08:00:00 PM	0.0	0	0	0	0.0	0.0%
13/12/2019 09:00:00 PM	0.0	0	0	0	0.0	0.0%
13/12/2019 10:00:00 PM	0.0	0	0	0	0.0	0.0%
13/12/2019 11:00:00 PM	0.0	0	0	0	0.0	0.0%
14/12/2019 12:00:00 AM	0.0	0	0	0	0.0	0.0%
14/12/2019 01:00:00 AM	0.0	0	0	0	0.0	0.0%
14/12/2019 02:00:00 AM	0.0	0	0	0	0.0	0.0%
14/12/2019 03:00:00 AM	0.0	0	0	0	0.0	0.0%
14/12/2019 04:00:00 AM	0.0	0	0	0	0.0	0.0%
14/12/2019 05:00:00 AM	0.0	0	0	0	0.0	0.0%
14/12/2019 06:00:00 AM	0.0	0	0	0	0.0	0.0%
14/12/2019 07:00:00 AM	0.0	0	0	0	0.0	0.0%
14/12/2019 08:00:00 AM	0.0	0	0	0	0.0	0.0%
14/12/2019 09:00:00 AM	0.0	0	0	0	0.0	0.0%
14/12/2019 10:00:00 AM	0.0	0	0	0	0.0	0.0%
14/12/2019 11:00:00 AM	0.0	0	0	0	0.0	0.0%
14/12/2019 12:00:00 PM	0.0	0	0	0	0.0	0.0%
14/12/2019 01:00:00 PM	0.0	0	0	0	0.0	0.0%
14/12/2019 02:00:00 PM	0.0	0	0	0	0.0	0.0%
14/12/2019 03:00:00 PM	0.0	0	0	0	0.0	0.0%
14/12/2019 04:00:00 PM	0.0	0	0	0	0.0	0.0%
14/12/2019 05:00:00 PM	0.0	0	0	0	0.0	0.0%
14/12/2019 06:00:00 PM	0.0	0	0	0	0.0	0.0%
14/12/2019 07:00:00 PM	0.0	0	0	0	0.0	0.0%
14/12/2019 08:00:00 PM	0.0	0	0	0	0.0	0.0%
14/12/2019 09:00:00 PM	0.0	0	0	0	0.0	0.0%
14/12/2019 10:00:00 PM	0.0	0	0	0	0.0	0.0%
14/12/2019 11:00:00 PM	0.0	0	0	0	0.0	0.0%
15/12/2019 12:00:00 AM	0.0	0	0	0	0.0	0.0%

15/12/2019 01:00:00 AM	0.0	0	0	0	0.0	0.0%
15/12/2019 02:00:00 AM	0.0	0	0	0	0.0	0.0%
15/12/2019 03:00:00 AM	0.0	0	0	0	0.0	0.0%
15/12/2019 04:00:00 AM	0.0	0	0	0	0.0	0.0%
15/12/2019 05:00:00 AM	0.0	0	0	0	0.0	0.0%
15/12/2019 06:00:00 AM	0.0	0	0	0	0.0	0.0%
15/12/2019 07:00:00 AM	0.0	0	0	0	0.0	0.0%
15/12/2019 08:00:00 AM	0.0	0	0	0	0.0	0.0%
15/12/2019 09:00:00 AM	0.0	0	0	0	0.0	0.0%
15/12/2019 10:00:00 AM	0.0	0	0	0	0.0	0.0%
15/12/2019 11:00:00 AM	0.0	0	0	0	0.0	0.0%
15/12/2019 12:00:00 PM	0.0	0	0	0	0.0	0.0%
15/12/2019 01:00:00 PM	0.0	0	0	0	0.0	0.0%
15/12/2019 02:00:00 PM	0.0	0	0	0	0.0	0.0%
15/12/2019 03:00:00 PM	0.0	0	0	0	0.0	0.0%
15/12/2019 04:00:00 PM	0.0	0	0	0	0.0	0.0%
15/12/2019 05:00:00 PM	0.0	0	0	0	0.0	0.0%
15/12/2019 06:00:00 PM	0.0	0	0	0	0.0	0.0%
15/12/2019 07:00:00 PM	0.0	0	0	0	0.0	0.0%
15/12/2019 08:00:00 PM	0.0	0	0	0	0.0	0.0%
15/12/2019 09:00:00 PM	0.0	0	0	0	0.0	0.0%
15/12/2019 10:00:00 PM	0.0	0	0	0	0.0	0.0%
15/12/2019 11:00:00 PM	0.0	0	0	0	0.0	0.0%
16/12/2019 12:00:00 AM	0.0	0	0	0	0.0	0.0%
16/12/2019 01:00:00 AM	0.0	0	0	0	0.0	0.0%
16/12/2019 02:00:00 AM	0.0	0	0	0	0.0	0.0%
16/12/2019 03:00:00 AM	0.0	0	0	0	0.0	0.0%
16/12/2019 04:00:00 AM	0.0	0	0	0	0.0	0.0%
16/12/2019 05:00:00 AM	0.0	0	0	0	0.0	0.0%
16/12/2019 06:00:00 AM	0.0	0	0	0	0.0	0.0%
16/12/2019 07:00:00 AM	0.0	0	0	0	0.0	0.0%
16/12/2019 08:00:00 AM	0.0	0	0	0	0.0	0.0%
16/12/2019 09:00:00 AM	0.0	0	0	0	0.0	0.0%
16/12/2019 10:00:00 AM	0.0	0	0	0	0.0	0.0%
16/12/2019 11:00:00 AM	0.0	0	0	0	0.0	0.0%
16/12/2019 12:00:00 PM	0.0	0	0	0	0.0	0.0%
16/12/2019 01:00:00 PM	0.0	0	0	0	0.0	0.0%
16/12/2019 02:00:00 PM	9.8	20	23	15	0.0	0.0%
16/12/2019 03:00:00 PM	10.0	9	11	20	0.0	0.0%
16/12/2019 04:00:00 PM	10.0	8	9	20	0.0	0.0%
16/12/2019 05:00:00 PM	12.5	8	9	15	0.0	0.0%
16/12/2019 06:00:00 PM	0.0	0	0	0	0.0	0.0%
16/12/2019 07:00:00 PM	0.0	0	0	0	0.0	0.0%
16/12/2019 08:00:00 PM	0.0	0	0	0	0.0	0.0%
16/12/2019 09:00:00 PM	0.0	0	0	0	0.0	0.0%
16/12/2019 10:00:00 PM	0.0	0	0	0	0.0	0.0%
16/12/2019 11:00:00 PM	0.0	0	0	0	0.0	0.0%
17/12/2019 12:00:00 AM	0.0	0	0	0	0.0	0.0%
17/12/2019 01:00:00 AM	0.0	0	0	0	0.0	0.0%
17/12/2019 02:00:00 AM	0.0	0	0	0	0.0	0.0%



19/12/2019 05:00:00 AM	0.0	0	0	0	0.0	0.0%
19/12/2019 06:00:00 AM	0.0	0	0	0	0.0	0.0%
19/12/2019 07:00:00 AM	0.0	0	0	0	0.0	0.0%
19/12/2019 08:00:00 AM	0.0	0	0	0	0.0	0.0%
19/12/2019 09:00:00 AM	0.0	0	0	0	0.0	0.0%
19/12/2019 10:00:00 AM	0.0	0	0	0	0.0	0.0%
19/12/2019 11:00:00 AM	0.0	0	0	0	0.0	0.0%
19/12/2019 12:00:00 PM	0.0	0	0	0	0.0	0.0%
19/12/2019 01:00:00 PM	0.0	0	0	0	0.0	0.0%
19/12/2019 02:00:00 PM	0.0	0	0	0	0.0	0.0%
19/12/2019 03:00:00 PM	11.4	55	65	20	0.0	0.0%
19/12/2019 04:00:00 PM	15.0	64	75	20	0.0	0.0%
19/12/2019 05:00:00 PM	9.7	41	48	20	0.0	0.0%
19/12/2019 06:00:00 PM	0.0	0	0	0	0.0	0.0%
19/12/2019 07:00:00 PM	0.0	0	0	0	0.0	0.0%
19/12/2019 08:00:00 PM	0.0	0	0	0	0.0	0.0%
19/12/2019 09:00:00 PM	0.0	0	0	0	0.0	0.0%
19/12/2019 10:00:00 PM	0.0	0	0	0	0.0	0.0%
19/12/2019 11:00:00 PM	0.0	0	0	0	0.0	0.0%
20/12/2019 12:00:00 AM	0.0	0	0	0	0.0	0.0%
20/12/2019 01:00:00 AM	0.0	0	0	0	0.0	0.0%
20/12/2019 02:00:00 AM	0.0	0	0	0	0.0	0.0%
20/12/2019 03:00:00 AM	0.0	0	0	0	0.0	0.0%
20/12/2019 04:00:00 AM	0.0	0	0	0	0.0	0.0%
20/12/2019 05:00:00 AM	0.0	0	0	0	0.0	0.0%
20/12/2019 06:00:00 AM	0.0	0	0	0	0.0	0.0%
20/12/2019 07:00:00 AM	0.0	0	0	0	0.0	0.0%
20/12/2019 08:00:00 AM	0.0	0	0	0	0.0	0.0%
20/12/2019 09:00:00 AM	0.0	0	0	0	0.0	0.0%
20/12/2019 10:00:00 AM	0.0	0	0	0	0.0	0.0%
20/12/2019 11:00:00 AM	0.0	0	0	0	0.0	0.0%
20/12/2019 12:00:00 PM	0.0	0	0	0	0.0	0.0%

Day/Time Ending	85th pctl (MPH)	85th pctl cnts	Total Cnts	Max Speed	Avg Speeder	% Speeders
29/11/2019 12:00:00 AM	36.6	2364	2781	65	39.1	19.8%
30/11/2019 12:00:00 AM	36.9	3301	3884	60	39.1	21.0%
01/12/2019 12:00:00 AM	37.8	2451	2884	60	39.3	25.2%
02/12/2019 12:00:00 AM	38.4	1940	2282	60	39.1	30.5%
03/12/2019 12:00:00 AM	36.3	3038	3574	55	38.9	18.8%
04/12/2019 12:00:00 AM	36.2	3025	3559	60	38.8	18.7%
05/12/2019 12:00:00 AM	36.7	3131	3683	65	39.0	20.3%
06/12/2019 12:00:00 AM	35.9	3075	3618	65	38.7	17.6%
07/12/2019 12:00:00 AM	36.5	3273	3851	65	39.1	19.6%
08/12/2019 12:00:00 AM	38.5	2503	2945	65	39.4	30.0%
09/12/2019 12:00:00 AM	38.5	2205	2594	60	39.7	28.2%
10/12/2019 12:00:00 AM	37.5	3194	3758	60	39.2	23.8%
11/12/2019 12:00:00 AM	37.7	3050	3588	60	39.2	24.6%
12/12/2019 12:00:00 AM	37.8	3034	3570	55	39.2	25.6%
13/12/2019 12:00:00 AM	36.8	3283	3862	70	38.8	20.9%
14/12/2019 12:00:00 AM	34.0	1026	1207	70	39.6	12.0%
15/12/2019 12:00:00 AM	0.0	0	0	0	0.0	0.0%
16/12/2019 12:00:00 AM	0.0	0	0	0	0.0	0.0%
17/12/2019 12:00:00 AM	9.9	44	52	20	0.0	0.0%
18/12/2019 12:00:00 AM	0.0	0	0	0	0.0	0.0%
19/12/2019 12:00:00 AM	0.0	0	0	0	0.0	0.0%
20/12/2019 12:00:00 AM	11.8	160	188	20	0.0	0.0%
20/12/2019 11:59:59 AM	0.0	0	0	0	0.0	0.0%

Incoming Weekly Counts  
Tithe Barn Lane December 2019

from Thu-Nov-28-2019-09-00-AM to Fri-Dec-20-2019-11-59-AM

	25/11/2019	to	01/12/2019							
	Monday	Tuesday	Wednesday	Thursday	Friday	Saturday	Sunday	Week	Weekend	Week Day 85%
Hour	25/11/2019	26/11/2019	27/11/2019	28/11/2019	29/11/2019	30/11/2019	01/12/2019	Day Avg	Avg	Avg Speed
0 - 1	*	*	*	*	17	30	31	17	30.5	42.5
1 - 2	*	*	*	*	6	12	12	6	12	37.5
2 - 3	*	*	*	*	6	7	8	6	7.5	35
3 - 4	*	*	*	*	5	4	7	5	5.5	45
4 - 5	*	*	*	*	8	5	5	8	5	45
5 - 6	*	*	*	*	24	16	9	24	12.5	43.8
6 - 7	*	*	*	*	66	27	15	66	21	38.6
7 - 8	*	*	*	*	197	65	37	197	51	36.2
8 - 9	*	*	*	*	265	137	60	265	98.5	35.6
9 - 10	*	*	*	170	243	207	131	206.5	169	36.75
10 - 11	*	*	*	186	222	217	178	204	197.5	35.7
11 - 12	*	*	*	193	201	257	197	197	227	36.8
12 - 13	*	*	*	161	249	253	203	205	228	37.85
13 - 14	*	*	*	194	207	248	206	200.5	227	36.6
14 - 15	*	*	*	239	247	202	220	243	211	36.75
15 - 16	*	*	*	362	411	198	180	386.5	189	34.2
16 - 17	*	*	*	313	346	208	195	329.5	201.5	35.3
17 - 18	*	*	*	321	392	213	142	356.5	177.5	35.7
18 - 19	*	*	*	229	287	183	129	258	156	37.45
19 - 20	*	*	*	147	181	135	112	164	123.5	38.6
20 - 21	*	*	*	110	109	91	80	109.5	85.5	38.45
21 - 22	*	*	*	69	79	81	60	74	70.5	37.9
22 - 23	*	*	*	56	73	46	49	64.5	47.5	40.8
23 - 24	*	*	*	31	43	42	16	37	29	42.5
Totals	0	0	0	2781	3884	2884	2282			
% of Total	0%	0%	0%	23.51%	32.83%	24.38%	19.29%			

Incoming Weekly Counts  
Tithe Barn Lane December 2019

from Thu-Nov-28-2019-09-00-AM to Fri-Dec-20-2019-11-59-AM

	02/12/2019	to	08/12/2019							
	Monday	Tuesday	Wednesday	Thursday	Friday	Saturday	Sunday	Week	Weekend	Week Day 85%
Hour	02/12/2019	03/12/2019	04/12/2019	05/12/2019	06/12/2019	07/12/2019	08/12/2019	Day Avg	Avg	Avg Speed
0 - 1	11	10	17	15	17	30	44	14	37	40.16
1 - 2	0	5	0	2	6	23	27	2.6	25	43.33
2 - 3	1	0	2	0	2	6	101	1	53.5	36.67
3 - 4	8	5	1	2	4	10	184	4	97	38.66
4 - 5	8	10	10	11	21	9	5	12	7	41.16
5 - 6	24	21	24	23	64	9	7	31.2	8	40.88
6 - 7	54	62	77	61	66	21	45	64	33	37.54
7 - 8	188	173	201	200	197	67	31	191.8	49	36.5
8 - 9	276	322	297	296	298	140	52	297.8	96	35.76
9 - 10	257	259	222	241	259	165	132	247.6	148.5	36.14
10 - 11	177	185	210	153	160	253	174	177	213.5	35.82
11 - 12	208	180	187	210	206	257	212	198.2	234.5	35.76
12 - 13	214	190	190	205	217	229	216	203.2	222.5	36.72
13 - 14	188	187	198	195	225	229	207	198.6	218	37.02
14 - 15	265	230	267	216	275	229	174	250.6	201.5	36.08
15 - 16	390	363	389	403	433	216	164	395.6	190	34.58
16 - 17	325	338	330	342	339	220	265	334.8	242.5	34.66
17 - 18	353	380	383	349	339	214	169	360.8	191.5	35.3
18 - 19	254	269	249	292	250	159	124	262.8	141.5	37.02
19 - 20	140	143	185	131	166	129	94	153	111.5	37.72
20 - 21	107	117	110	116	99	97	69	109.8	83	38.14
21 - 22	72	55	63	83	85	75	40	71.6	57.5	38.58
22 - 23	37	41	46	46	69	85	32	47.8	58.5	41.18
23 - 24	17	14	25	26	54	73	26	27.2	49.5	39.86
Totals	3574	3559	3683	3618	3851	2945	2594			
% of Total	15%	14.94%	15.46%	15.19%	16.16%	12.36%	10.89%			

Incoming Weekly Counts  
Tithe Barn Lane December 2019

from Thu-Nov-28-2019-09-00-AM to Fri-Dec-20-2019-11-59-AM

	09/12/2019	to	15/12/2019							
	Monday	Tuesday	Wednesday	Thursday	Friday	Saturday	Sunday	Week	Weekend	Week Day 85%
Hour	09/12/2019	10/12/2019	11/12/2019	12/12/2019	13/12/2019	14/12/2019	15/12/2019	Day Avg	Avg	Avg Speed
0 - 1	63	15	12	21	254	0	0	73	0	31.96
1 - 2	126	5	6	7	16	0	0	32	0	37.14
2 - 3	2	4	6	2	12	0	0	5.2	0	34.5
3 - 4	2	1	2	4	268	0	0	55.4	0	26.94
4 - 5	11	7	12	11	87	0	0	25.6	0	40.16
5 - 6	55	23	22	20	70	0	0	38	0	38.56
6 - 7	58	68	66	57	80	0	0	65.8	0	38.88
7 - 8	185	194	169	187	211	0	0	189.2	0	37.44
8 - 9	269	280	245	282	209	0	0	257	0	35.86
9 - 10	255	239	237	254	0	0	0	197	0	37.7
10 - 11	175	203	180	198	0	0	0	151.2	0	37.58
11 - 12	230	181	205	204	0	0	0	164	0	38.15
12 - 13	216	204	215	210	0	0	0	169	0	38.22
13 - 14	191	218	225	205	0	0	0	167.8	0	38.72
14 - 15	249	227	258	274	0	0	0	201.6	0	37.62
15 - 16	389	388	383	396	0	0	0	311.2	0	35.22
16 - 17	332	339	295	436	0	0	0	280.4	0	34.75
17 - 18	370	325	391	345	0	0	0	286.2	0	36.42
18 - 19	202	212	234	258	0	0	0	181.2	0	37.65
19 - 20	138	134	159	163	0	0	0	118.8	0	38.55
20 - 21	118	123	104	143	0	0	0	97.6	0	38.48
21 - 22	54	66	75	90	0	0	0	57	0	39.88
22 - 23	47	103	44	53	0	0	0	49.4	0	39.83
23 - 24	21	29	25	42	0	0	0	23.4	0	42.08
Totals	3758	3588	3570	3862	1207	0	0			
% of Total	23.51%	22.45%	22.33%	24.16%	7.55%	0%	0%			



Incoming Weekly Counts  
Tithe Barn Lane December 2019

from Thu-Nov-28-2019-09-00-AM to Fri-Dec-20-2019-11-59-AM

	16/12/2019	to	22/12/2019							
	Monday	Tuesday	Wednesday	Thursday	Friday	Saturday	Sunday	Week	Weekend	Week Day 85%
Hour	16/12/2019	17/12/2019	18/12/2019	19/12/2019	20/12/2019	21/12/2019	22/12/2019	Day Avg	Avg	Avg Speed
0 - 1	0	0	0	0	0	*	*	0	0	0
1 - 2	0	0	0	0	0	*	*	0	0	0
2 - 3	0	0	0	0	0	*	*	0	0	0
3 - 4	0	0	0	0	0	*	*	0	0	0
4 - 5	0	0	0	0	0	*	*	0	0	0
5 - 6	0	0	0	0	0	*	*	0	0	0
6 - 7	0	0	0	0	0	*	*	0	0	0
7 - 8	0	0	0	0	0	*	*	0	0	0
8 - 9	0	0	0	0	0	*	*	0	0	0
9 - 10	0	0	0	0	0	*	*	0	0	0
10 - 11	0	0	0	0	0	*	*	0	0	0
11 - 12	0	0	0	0	0	*	*	0	0	0
12 - 13	0	0	0	0	*	*	*	0	0	0
13 - 14	23	0	0	0	*	*	*	5.75	0	9.8
14 - 15	11	0	0	65	*	*	*	19	0	10.7
15 - 16	9	0	0	75	*	*	*	21	0	12.5
16 - 17	9	0	0	48	*	*	*	14.25	0	11.1
17 - 18	0	0	0	0	*	*	*	0	0	0
18 - 19	0	0	0	0	*	*	*	0	0	0
19 - 20	0	0	0	0	*	*	*	0	0	0
20 - 21	0	0	0	0	*	*	*	0	0	0
21 - 22	0	0	0	0	*	*	*	0	0	0
22 - 23	0	0	0	0	*	*	*	0	0	0
23 - 24	0	0	0	0	*	*	*	0	0	0
Totals	52	0	0	188	0	0	0			
% of Total	21.67%	0%	0%	78.33%	0%	0%	0%			

Incoming Monthly Counts  
 Tithe Barn Lane December 2019

from Thu-Nov-28-2019-09-00-AM to Fri-Dec-20-2019-11-59-AM

Hour	Nov 2019							Week Day Avg	Weekend Avg	Week Day 85% Avg Speed
	Monday	Tuesday	Wednesday	Thursday	Friday	Saturday	Sunday			
0 - 1	*	*	*	*	17	30	*	17	30	42.5
1 - 2	*	*	*	*	6	12	*	6	12	37.5
2 - 3	*	*	*	*	6	7	*	6	7	35
3 - 4	*	*	*	*	5	4	*	5	4	45
4 - 5	*	*	*	*	8	5	*	8	5	45
5 - 6	*	*	*	*	24	16	*	24	16	43.8
6 - 7	*	*	*	*	66	27	*	66	27	38.6
7 - 8	*	*	*	*	197	65	*	197	65	36.2
8 - 9	*	*	*	*	265	137	*	265	137	35.6
9 - 10	*	*	*	170	243	207	*	206.5	207	36.75
10 - 11	*	*	*	186	222	217	*	204	217	35.7
11 - 12	*	*	*	193	201	257	*	197	257	36.8
12 - 13	*	*	*	161	249	253	*	205	253	37.85
13 - 14	*	*	*	194	207	248	*	200.5	248	36.6
14 - 15	*	*	*	239	247	202	*	243	202	36.75
15 - 16	*	*	*	362	411	198	*	386.5	198	34.2
16 - 17	*	*	*	313	346	208	*	329.5	208	35.3
17 - 18	*	*	*	321	392	213	*	356.5	213	35.7
18 - 19	*	*	*	229	287	183	*	258	183	37.45
19 - 20	*	*	*	147	181	135	*	164	135	38.6
20 - 21	*	*	*	110	109	91	*	109.5	91	38.45
21 - 22	*	*	*	69	79	81	*	74	81	37.9
22 - 23	*	*	*	56	73	46	*	64.5	46	40.8
23 - 24	*	*	*	31	43	42	*	37	42	42.5
Totals	0	0	0	2781	3884	2884	0			
% of Total	0%	0%	0%	29.12%	40.67%	30.2%	0%			

Incoming Monthly Counts  
Tithe Barn Lane December 2019

from Thu-Nov-28-2019-09-00-AM to Fri-Dec-20-2019-11-59-AM

Hour	Dec 2019							Week Day Avg	Weekend Avg	Week Day 85% Avg Speed
	Monday	Tuesday	Wednesday	Thursday	Friday	Saturday	Sunday			
0 - 1	74	25	29	36	271	30	75	87	52.5	33.84
1 - 2	126	10	6	9	22	23	39	34.6	31	38.06
2 - 3	3	4	8	2	14	6	109	6.2	57.5	35.66
3 - 4	10	6	3	6	272	10	191	59.4	100.5	32.28
4 - 5	19	17	22	22	108	9	10	37.6	9.5	41.28
5 - 6	79	44	46	43	134	9	16	69.2	12.5	39.78
6 - 7	112	130	143	118	146	21	60	129.8	40.5	38.22
7 - 8	373	367	370	387	408	67	68	381	67.5	37.02
8 - 9	545	602	542	578	507	140	112	554.8	126	35.82
9 - 10	512	498	459	495	259	165	263	444.6	214	36.9
10 - 11	352	388	390	351	160	253	352	328.2	302.5	36.8
11 - 12	438	361	392	414	206	257	409	362.2	333	36.92
12 - 13	430	394	405	415	217	229	419	372.2	324	37.52
13 - 14	402	405	423	400	225	229	413	371	321	37.74
14 - 15	525	457	525	555	275	229	394	467.4	311.5	36.42
15 - 16	788	751	772	874	433	216	344	723.6	280	34.56
16 - 17	666	677	625	826	339	220	460	626.6	340	34.64
17 - 18	723	705	774	694	339	214	311	647	262.5	35.74
18 - 19	456	481	483	550	250	159	253	444	206	37.4
19 - 20	278	277	344	294	166	129	206	271.8	167.5	38.14
20 - 21	225	240	214	259	99	97	149	207.4	123	38.38
21 - 22	126	121	138	173	85	75	100	128.6	87.5	38.9
22 - 23	84	144	90	99	69	85	81	97.2	83	40.24
23 - 24	38	43	50	68	54	73	42	50.6	57.5	41.02
Totals	7384	7147	7253	7668	5058	2945	4876			
% of Total	17.44%	16.88%	17.13%	18.11%	11.95%	6.96%	11.52%			

Incoming Weekly Speeds  
Tithe Barn Lane December 2019

from Thu-Nov-28-2019-09-00-AM to Fri-Dec-20-2019-11-59-AM

	25/11/2019	to	01/12/2019							
	Monday	Tuesday	Wednesday	Thursday	Friday	Saturday	Sunday	Week	Weekend	Week Day 85%
Hour	25/11/2019	26/11/2019	27/11/2019	28/11/2019	29/11/2019	30/11/2019	01/12/2019	Day Avg	Avg	Avg Speed
0 - 1	*	*	*	*	32.06	31.67	30.26	32.06	30.95	42.5
1 - 2	*	*	*	*	32	35.83	31.67	32	33.75	37.5
2 - 3	*	*	*	*	27	35.71	35.12	27	35.4	35
3 - 4	*	*	*	*	34	42	31.43	34	35.27	45
4 - 5	*	*	*	*	37.12	33.2	34	37.12	33.6	45
5 - 6	*	*	*	*	35.67	30.56	31.44	35.67	30.88	43.8
6 - 7	*	*	*	*	32.23	30.59	30.07	32.23	30.4	38.6
7 - 8	*	*	*	*	30.69	32.62	31.73	30.69	32.29	36.2
8 - 9	*	*	*	*	29.84	32.07	33.03	29.84	32.36	35.6
9 - 10	*	*	*	30.69	31.19	30.71	32.53	30.99	31.42	36.75
10 - 11	*	*	*	30.62	29.88	30.76	32.12	30.22	31.37	35.7
11 - 12	*	*	*	29.5	30.84	31.7	31.71	30.18	31.7	36.8
12 - 13	*	*	*	31.28	30.86	30.73	32.24	31.02	31.4	37.85
13 - 14	*	*	*	29.63	31.71	31.19	31.91	30.71	31.52	36.6
14 - 15	*	*	*	31.46	30.47	32.29	31.98	30.96	32.13	36.75
15 - 16	*	*	*	25.83	29.56	31.95	33.54	27.82	32.71	34.2
16 - 17	*	*	*	29.89	30.26	31.14	30.45	30.08	30.81	35.3
17 - 18	*	*	*	29.66	29.71	30.58	31.6	29.69	30.99	35.7
18 - 19	*	*	*	31.63	29.88	31.47	31.55	30.66	31.5	37.45
19 - 20	*	*	*	31.5	31.1	31.4	32.38	31.28	31.84	38.6
20 - 21	*	*	*	32.43	31.24	32.74	30.94	31.84	31.89	38.45
21 - 22	*	*	*	30.81	33.48	30.86	30.65	32.24	30.77	37.9
22 - 23	*	*	*	33.16	33.22	30.59	33	33.19	31.83	40.8
23 - 24	*	*	*	35.06	32.58	32.69	33.31	33.62	32.86	42.5
Totals	0	0	0	463.2	756.7	775.1	768.5			
% of Total	0%	0%	0%	16.76%	27.38%	28.05%	27.81%			

Incoming Weekly Speeds  
Tithe Barn Lane December 2019

from Thu-Nov-28-2019-09-00-AM to Fri-Dec-20-2019-11-59-AM

	02/12/2019	to	08/12/2019							
	Monday	Tuesday	Wednesday	Thursday	Friday	Saturday	Sunday	Week	Weekend	Week Day 85%
Hour	02/12/2019	03/12/2019	04/12/2019	05/12/2019	06/12/2019	07/12/2019	08/12/2019	Day Avg	Avg	Avg Speed
0 - 1	33.82	33	34.76	30.87	33	30.87	34.95	33.1	33.3	40.16
1 - 2	0	28	0	39.5	37.83	34.74	32.89	34.31	33.74	43.33
2 - 3	37	0	24.5	0	34.5	30.33	11.23	31	12.3	36.67
3 - 4	30.25	37	32	27	30.75	32.6	10.89	31.8	12.01	38.66
4 - 5	30.12	31.1	35.1	32.09	15	32.56	34	26.18	33.07	41.16
5 - 6	35.29	34	35.25	33.74	17.2	32.56	34.86	27.46	33.56	40.88
6 - 7	30.61	31.34	30.39	31.31	32.17	32.9	15.67	31.15	21.15	37.54
7 - 8	31.7	30.87	30.93	30.16	30.63	32.7	32.97	30.85	32.79	36.5
8 - 9	30.94	30.72	31.15	30.31	27.91	32.84	33.44	30.2	33.01	35.76
9 - 10	30.57	30.38	30.16	29.87	31.38	32.39	32.15	30.49	32.29	36.14
10 - 11	28.75	30.98	30.44	31.56	30.88	31.19	32.44	30.49	31.7	35.82
11 - 12	26.36	30.86	30.8	30.71	30.31	31.46	31.85	29.76	31.64	35.76
12 - 13	27.88	31.48	31.42	31.47	31.95	31.79	31.9	30.81	31.84	36.72
13 - 14	31.73	31.5	30.77	31.15	30.17	32.16	33.12	31.03	32.62	37.02
14 - 15	31.77	29.81	30.91	29.71	29.84	31.56	31.43	30.45	31.5	36.08
15 - 16	30.57	29.7	28.22	29.67	24.23	32.06	29.41	28.38	30.92	34.58
16 - 17	29.32	28.61	29.97	28.96	28.48	32.04	25.96	29.06	28.72	34.66
17 - 18	30.27	29.29	28.93	29.21	30.76	30.38	30.38	29.67	30.38	35.3
18 - 19	30.54	29.29	31.5	29.48	31.49	30.97	33.16	30.41	31.93	37.02
19 - 20	31.89	31.56	29.77	30.61	32.26	31.95	31.76	31.18	31.87	37.72
20 - 21	31.54	31.27	31.83	31.46	33.65	31.67	32.65	31.9	32.08	38.14
21 - 22	32.12	31.11	32.51	31.45	31.48	34.57	32.55	31.73	33.87	38.58
22 - 23	30.62	34.34	33.96	30.28	32.72	32.22	33.94	32.44	32.69	41.18
23 - 24	32.65	33.21	32.32	31.12	33.33	34.1	33.85	32.62	34.03	39.86
Totals	716.1	719.5	717.5	711.8	722	772.9	717.6			
% of Total	14.1%	14.17%	14.13%	14.02%	14.22%	15.22%	14.13%			

Incoming Weekly Speeds  
Tithe Barn Lane December 2019

from Thu-Nov-28-2019-09-00-AM to Fri-Dec-20-2019-11-59-AM

	09/12/2019	to	15/12/2019							
	Monday	Tuesday	Wednesday	Thursday	Friday	Saturday	Sunday	Week	Weekend	Week Day 85%
Hour	09/12/2019	10/12/2019	11/12/2019	12/12/2019	13/12/2019	14/12/2019	15/12/2019	Day Avg	Avg	Avg Speed
0 - 1	12.54	34.87	34.17	34.81	9.5	0	0	13.33	0	31.96
1 - 2	9.93	32	38.83	32	26.94	0	0	14.37	0	37.14
2 - 3	27	24.5	24.5	27	21.75	0	0	23.62	0	34.5
3 - 4	19.5	32	22	20.75	8.04	0	0	8.5	0	26.94
4 - 5	34.45	34.14	34.92	33	13.02	0	0	19.79	0	40.16
5 - 6	17.95	34.09	33.32	31.6	16.53	0	0	22.59	0	38.56
6 - 7	31.48	32.82	34.59	30.28	25.88	0	0	30.81	0	38.88
7 - 8	31.28	31.07	32.18	30.47	29.64	0	0	30.87	0	37.44
8 - 9	30.53	30.51	32.01	29.67	27.09	0	0	30.06	0	35.86
9 - 10	31.78	31.78	32.38	31.52	0	0	0	31.86	0	37.7
10 - 11	32.71	30.72	31.54	30.8	0	0	0	31.4	0	37.58
11 - 12	32.34	30.61	32.16	31.31	0	0	0	31.66	0	38.15
12 - 13	32.15	32.04	32.23	30.95	0	0	0	31.84	0	38.22
13 - 14	33.26	32.64	31.38	32.1	0	0	0	32.31	0	38.72
14 - 15	32.92	31.72	28.77	30.56	0	0	0	30.95	0	37.62
15 - 16	29.61	29.78	27.13	28.38	0	0	0	28.73	0	35.22
16 - 17	28.92	29.86	30.71	21.27	0	0	0	27.14	0	34.75
17 - 18	29.99	30.6	29.86	29.58	0	0	0	29.99	0	36.42
18 - 19	31.21	31.61	31.32	29.8	0	0	0	30.93	0	37.65
19 - 20	30.59	32.18	32.04	31.37	0	0	0	31.55	0	38.55
20 - 21	31.28	31.07	33.17	31.24	0	0	0	31.62	0	38.48
21 - 22	33.56	31.94	31.96	32.19	0	0	0	32.33	0	39.88
22 - 23	33.85	21.09	33.16	33.57	0	0	0	28.34	0	39.83
23 - 24	33.29	34.72	34.52	29.6	0	0	0	32.58	0	42.08
Totals	692.2	748.3	758.9	724	178.3	0	0			
% of Total	22.32%	24.13%	24.47%	23.34%	5.75%	0%	0%			

Incoming Weekly Speeds  
Tithe Barn Lane December 2019

from Thu-Nov-28-2019-09-00-AM to Fri-Dec-20-2019-11-59-AM

	16/12/2019	to	22/12/2019							
	Monday	Tuesday	Wednesday	Thursday	Friday	Saturday	Sunday	Week	Weekend	Week Day 85%
Hour	16/12/2019	17/12/2019	18/12/2019	19/12/2019	20/12/2019	21/12/2019	22/12/2019	Day Avg	Avg	Avg Speed
0 - 1	0	0	0	0	0	*	*	*	*	0
1 - 2	0	0	0	0	0	*	*	*	*	0
2 - 3	0	0	0	0	0	*	*	*	*	0
3 - 4	0	0	0	0	0	*	*	*	*	0
4 - 5	0	0	0	0	0	*	*	*	*	0
5 - 6	0	0	0	0	0	*	*	*	*	0
6 - 7	0	0	0	0	0	*	*	*	*	0
7 - 8	0	0	0	0	0	*	*	*	*	0
8 - 9	0	0	0	0	0	*	*	*	*	0
9 - 10	0	0	0	0	0	*	*	*	*	0
10 - 11	0	0	0	0	0	*	*	*	*	0
11 - 12	0	0	0	0	0	*	*	*	*	0
12 - 13	0	0	0	0	*	*	*	*	*	0
13 - 14	7.91	0	0	0	*	*	*	7.91	*	9.8
14 - 15	8.73	0	0	8.75	*	*	*	8.75	*	10.7
15 - 16	8.56	0	0	9.37	*	*	*	9.29	*	12.5
16 - 17	8.44	0	0	7.96	*	*	*	8.04	*	11.1
17 - 18	0	0	0	0	*	*	*	*	*	0
18 - 19	0	0	0	0	*	*	*	*	*	0
19 - 20	0	0	0	0	*	*	*	*	*	0
20 - 21	0	0	0	0	*	*	*	*	*	0
21 - 22	0	0	0	0	*	*	*	*	*	0
22 - 23	0	0	0	0	*	*	*	*	*	0
23 - 24	0	0	0	0	*	*	*	*	*	0
Totals	33.6	0	0	26.2	0	0	0			
% of Total	56.19%	0%	0%	43.81%	0%	0%	0%			

Hour	Nov 2019							Week Day Avg	Weekend Avg	Week Day 85% Avg Speed
	Monday	Tuesday	Wednesday	Thursday	Friday	Saturday	Sunday			
0 - 1	*	*	*	*	32.06	31.67	*	32.06	31.67	42.5
1 - 2	*	*	*	*	32	35.83	*	32	35.83	37.5
2 - 3	*	*	*	*	27	35.71	*	27	35.71	35
3 - 4	*	*	*	*	34	42	*	34	42	45
4 - 5	*	*	*	*	37.12	33.2	*	37.12	33.2	45
5 - 6	*	*	*	*	35.67	30.56	*	35.67	30.56	43.8
6 - 7	*	*	*	*	32.23	30.59	*	32.23	30.59	38.6
7 - 8	*	*	*	*	30.69	32.62	*	30.69	32.62	36.2
8 - 9	*	*	*	*	29.84	32.07	*	29.84	32.07	35.6
9 - 10	*	*	*	30.69	31.19	30.71	*	30.99	30.71	36.75
10 - 11	*	*	*	30.62	29.88	30.76	*	30.22	30.76	35.7
11 - 12	*	*	*	29.5	30.84	31.7	*	30.18	31.7	36.8
12 - 13	*	*	*	31.28	30.86	30.73	*	31.02	30.73	37.85
13 - 14	*	*	*	29.63	31.71	31.19	*	30.71	31.19	36.6
14 - 15	*	*	*	31.46	30.47	32.29	*	30.96	32.29	36.75
15 - 16	*	*	*	25.83	29.56	31.95	*	27.82	31.95	34.2
16 - 17	*	*	*	29.89	30.26	31.14	*	30.08	31.14	35.3
17 - 18	*	*	*	29.66	29.71	30.58	*	29.69	30.58	35.7
18 - 19	*	*	*	31.63	29.88	31.47	*	30.66	31.47	37.45
19 - 20	*	*	*	31.5	31.1	31.4	*	31.28	31.4	38.6
20 - 21	*	*	*	32.43	31.24	32.74	*	31.84	32.74	38.45
21 - 22	*	*	*	30.81	33.48	30.86	*	32.24	30.86	37.9
22 - 23	*	*	*	33.16	33.22	30.59	*	33.19	30.59	40.8
23 - 24	*	*	*	35.06	32.58	32.69	*	33.62	32.69	42.5



Incoming Monthly Speeds  
Tithe Barn Lane December 2019

from Thu-Nov-28-2019-09-00-AM to Fri-Dec-20-2019-11-59-AM

Hour	Dec 2019							Week Day Avg	Weekend Avg	Week Day 85% Avg Speed
	Monday	Tuesday	Wednesday	Thursday	Friday	Saturday	Sunday			
0 - 1	15.7	34.12	34.52	33.17	10.97	30.87	33.01	16.51	32.4	33.84
1 - 2	9.93	30	38.83	33.67	29.91	34.74	32.51	15.87	33.34	38.06
2 - 3	30.33	24.5	24.5	27	23.57	30.33	12.98	24.81	13.89	35.66
3 - 4	28.1	36.17	25.33	22.83	8.38	32.6	11.64	10.07	12.68	32.28
4 - 5	32.63	32.35	35	32.55	13.41	32.56	34	21.83	33.32	41.28
5 - 6	23.22	34.05	34.33	32.74	16.85	32.56	32.94	24.79	32.8	39.78
6 - 7	31.06	32.12	32.33	30.81	28.72	32.9	19.27	30.98	22.8	38.22
7 - 8	31.49	30.97	31.5	30.31	30.12	32.7	32.29	30.86	32.5	37.02
8 - 9	30.74	30.62	31.54	30	27.57	32.84	33.22	30.14	33.01	35.82
9 - 10	31.18	31.05	31.31	30.72	31.38	32.39	32.34	31.1	32.36	36.9
10 - 11	30.72	30.85	30.95	31.13	30.88	31.19	32.28	30.91	31.82	36.8
11 - 12	29.5	30.73	31.51	31.01	30.31	31.46	31.78	30.62	31.66	36.92
12 - 13	30.03	31.77	31.85	31.21	31.95	31.79	32.07	31.28	31.97	37.52
13 - 14	31.1	32.11	31.1	31.64	30.17	32.16	32.52	31.32	32.39	37.74
14 - 15	31.83	30.76	29.86	27.68	29.84	31.56	31.74	29.96	31.67	36.42
15 - 16	29.84	29.74	27.68	27.34	24.23	32.06	31.57	28.08	31.76	34.56
16 - 17	28.84	29.24	30.32	23.68	28.48	32.04	27.86	27.82	29.21	34.64
17 - 18	30.12	29.9	29.4	29.39	30.76	30.38	30.94	29.81	30.71	35.74
18 - 19	30.84	30.31	31.41	29.63	31.49	30.97	32.34	30.62	31.81	37.4
19 - 20	31.25	31.86	30.82	31.03	32.26	31.95	32.09	31.34	32.04	38.14
20 - 21	31.4	31.17	32.48	31.34	33.65	31.67	31.73	31.77	31.71	38.38
21 - 22	32.74	31.56	32.21	31.83	31.48	34.57	31.41	31.99	32.77	38.9
22 - 23	32.43	24.86	33.57	32.04	32.72	32.22	33.37	30.36	32.78	40.24
23 - 24	33	34.23	33.42	30.18	33.33	34.1	33.64	32.6	33.93	41.02

	25/11/2019	to	01/12/2019							
	Monday	Tuesday	Wednesday	Thursday	Friday	Saturday	Sunday	Week	Weekend	Week Day 85%
Hour	25/11/2019	26/11/2019	27/11/2019	28/11/2019	29/11/2019	30/11/2019	01/12/2019	Day Avg	Avg	Avg Speed
0 - 1	*	*	*	*	42.5	39.2	38	42.5	38.6	42.5
1 - 2	*	*	*	*	37.5	47.5	38.3	37.5	42.9	37.5
2 - 3	*	*	*	*	35	45	45	35	45	35
3 - 4	*	*	*	*	45	45	42.5	45	43.75	45
4 - 5	*	*	*	*	45	40	37.5	45	38.75	45
5 - 6	*	*	*	*	43.8	42.5	35	43.8	38.75	43.8
6 - 7	*	*	*	*	38.6	36.7	38.3	38.6	37.5	38.6
7 - 8	*	*	*	*	36.2	40	34.8	36.2	37.4	36.2
8 - 9	*	*	*	*	35.6	38.3	39.4	35.6	38.85	35.6
9 - 10	*	*	*	36.8	36.7	36.4	39.7	36.75	38.05	36.75
10 - 11	*	*	*	36.8	34.6	37.2	38.5	35.7	37.85	35.7
11 - 12	*	*	*	36.3	37.3	37.6	37.4	36.8	37.5	36.8
12 - 13	*	*	*	38.4	37.3	36.9	38.6	37.85	37.75	37.85
13 - 14	*	*	*	35.4	37.8	37.8	38.2	36.6	38	36.6
14 - 15	*	*	*	37.1	36.4	38	38.1	36.75	38.05	36.75
15 - 16	*	*	*	33.7	34.7	38.6	38.9	34.2	38.75	34.2
16 - 17	*	*	*	35	35.6	37.6	36.2	35.3	36.9	35.3
17 - 18	*	*	*	34.8	36.6	36.3	38.3	35.7	37.3	35.7
18 - 19	*	*	*	37.9	37	37.6	38.5	37.45	38.05	37.45
19 - 20	*	*	*	38.7	38.5	37.8	38.2	38.6	38	38.6
20 - 21	*	*	*	38.9	38	40	38.8	38.45	39.4	38.45
21 - 22	*	*	*	36.5	39.3	37.5	38.3	37.9	37.9	37.9
22 - 23	*	*	*	40.7	40.9	38.1	40.7	40.8	39.4	40.8
23 - 24	*	*	*	45	40	40	42.5	42.5	41.25	42.5
Totals	0	0	0	562	919.9	941.6	929.7			
% of Total	0%	0%	0%	16.76%	27.43%	28.08%	27.73%			

Incoming Weekly EightyFifthSpeeds  
Tithe Barn Lane December 2019

from Thu-Nov-28-2019-09-00-AM to Fri-Dec-20-2019-11-59-AM

	02/12/2019	to	08/12/2019							
	Monday	Tuesday	Wednesday	Thursday	Friday	Saturday	Sunday	Week	Weekend	Week Day 85%
Hour	02/12/2019	03/12/2019	04/12/2019	05/12/2019	06/12/2019	07/12/2019	08/12/2019	Day Avg	Avg	Avg Speed
0 - 1	42.5	38.3	42.5	37.5	40	37.5	41.9	40.16	39.7	40.16
1 - 2	0	40	0	45	45	45	41.2	43.33	43.1	43.33
2 - 3	40	0	30	0	40	40	14	36.67	27	36.67
3 - 4	43.3	40	35	40	35	40	13.9	38.66	26.95	38.66
4 - 5	40	42.5	45	43.3	35	43.3	40	41.16	41.65	41.16
5 - 6	43.8	43.3	43.3	39	35	40	45	40.88	42.5	40.88
6 - 7	37.5	37.8	35.8	37.6	39	40	33.8	37.54	36.9	37.54
7 - 8	36.3	36.7	37.1	35.8	36.6	38.5	39.4	36.5	38.95	36.5
8 - 9	36.4	36	36.5	35.1	34.8	38.8	41.2	35.76	40	35.76
9 - 10	36.2	36.4	35.8	35.8	36.5	38.6	39	36.14	38.8	36.14
10 - 11	33.7	35.7	35.4	37.3	37	37.3	38.3	35.82	37.8	35.82
11 - 12	32.4	36.6	37.1	36.3	36.4	38	39.1	35.76	38.55	35.76
12 - 13	33.7	37.2	37.4	37.7	37.6	38.5	38.7	36.72	38.6	36.72
13 - 14	37.8	37	37.2	36.6	36.5	38.5	39.6	37.02	39.05	37.02
14 - 15	37.8	36.2	36.9	34.8	34.7	38.5	38	36.08	38.25	36.08
15 - 16	35.9	34.9	34.6	34.5	33	38.6	38	34.58	38.3	34.58
16 - 17	34.6	34.4	35	34.5	34.8	38.4	37.5	34.66	37.95	34.66
17 - 18	36.1	34.5	34.7	34.5	36.7	37	37.3	35.3	37.15	35.3
18 - 19	37.5	36.1	38.1	35.5	37.9	37.9	39.6	37.02	38.75	37.02
19 - 20	38.1	38.1	36.8	37.2	38.4	38.4	39	37.72	38.7	37.72
20 - 21	37.2	37.9	38.4	38.1	39.1	39.5	40.5	38.14	40	38.14
21 - 22	38.6	37.7	39.1	39.3	38.2	43.3	39	38.58	41.15	38.58
22 - 23	40	41.2	45	38	41.7	39.5	40	41.18	39.75	41.18
23 - 24	41.7	40	39.2	38.8	39.6	39.5	40	39.86	39.75	39.86
Totals	871.1	868.5	865.9	862.2	898.5	944.6	894			
% of Total	14.04%	14%	13.96%	13.9%	14.48%	15.22%	14.41%			

	09/12/2019	to	15/12/2019							
	Monday	Tuesday	Wednesday	Thursday	Friday	Saturday	Sunday	Week	Weekend	Week Day 85%
Hour	09/12/2019	10/12/2019	11/12/2019	12/12/2019	13/12/2019	14/12/2019	15/12/2019	Day Avg	Avg	Avg Speed
0 - 1	25	40	40	45	9.8	0	0	31.96	0	31.96
1 - 2	13.2	37.5	52.5	40	42.5	0	0	37.14	0	37.14
2 - 3	35	25	40	35	37.5	0	0	34.5	0	34.5
3 - 4	30	35	35	25	9.7	0	0	26.94	0	26.94
4 - 5	43.3	45	42.5	40	30	0	0	40.16	0	40.16
5 - 6	35	41.7	41.7	40	34.4	0	0	38.56	0	38.56
6 - 7	38.8	38.7	41.2	36.8	38.9	0	0	38.88	0	38.88
7 - 8	36.7	37.2	38.6	36.4	38.3	0	0	37.44	0	37.44
8 - 9	35.2	36.4	38.1	34.9	34.7	0	0	35.86	0	35.86
9 - 10	37.8	37.2	38.1	37.7	0	0	0	37.7	0	37.7
10 - 11	39	37.4	37.3	36.6	0	0	0	37.58	0	37.58
11 - 12	38.2	38	38.8	37.6	0	0	0	38.15	0	38.15
12 - 13	38.1	38.5	38.7	37.6	0	0	0	38.22	0	38.22
13 - 14	39.2	39.4	38.4	37.9	0	0	0	38.72	0	38.72
14 - 15	39	38.7	36	36.8	0	0	0	37.62	0	37.62
15 - 16	35.4	35.3	34.4	35.8	0	0	0	35.22	0	35.22
16 - 17	34.9	35.5	35.5	33.1	0	0	0	34.75	0	34.75
17 - 18	35.8	36.7	36.5	36.7	0	0	0	36.42	0	36.42
18 - 19	38.1	38	37.7	36.8	0	0	0	37.65	0	37.65
19 - 20	38	38.8	38.8	38.6	0	0	0	38.55	0	38.55
20 - 21	38.2	38.1	39.6	38	0	0	0	38.48	0	38.48
21 - 22	43.6	38.3	38.8	38.8	0	0	0	39.88	0	39.88
22 - 23	40.7	39.4	39.2	40	0	0	0	39.83	0	39.83
23 - 24	42.5	43.8	43	39	0	0	0	42.08	0	42.08
Totals	870.7	909.6	940.4	894.1	275.8	0	0			
% of Total	22.38%	23.38%	24.17%	22.98%	7.09%	0%	0%			

	16/12/2019	to	22/12/2019							
	Monday	Tuesday	Wednesday	Thursday	Friday	Saturday	Sunday	Week	Weekend	Week Day 85%
Hour	16/12/2019	17/12/2019	18/12/2019	19/12/2019	20/12/2019	21/12/2019	22/12/2019	Day Avg	Avg	Avg Speed
0 - 1	0	0	0	0	0	*	*	0	0	0
1 - 2	0	0	0	0	0	*	*	0	0	0
2 - 3	0	0	0	0	0	*	*	0	0	0
3 - 4	0	0	0	0	0	*	*	0	0	0
4 - 5	0	0	0	0	0	*	*	0	0	0
5 - 6	0	0	0	0	0	*	*	0	0	0
6 - 7	0	0	0	0	0	*	*	0	0	0
7 - 8	0	0	0	0	0	*	*	0	0	0
8 - 9	0	0	0	0	0	*	*	0	0	0
9 - 10	0	0	0	0	0	*	*	0	0	0
10 - 11	0	0	0	0	0	*	*	0	0	0
11 - 12	0	0	0	0	0	*	*	0	0	0
12 - 13	0	0	0	0	*	*	*	0	0	0
13 - 14	9.8	0	0	0	*	*	*	9.8	0	9.8
14 - 15	10	0	0	11.4	*	*	*	10.7	0	10.7
15 - 16	10	0	0	15	*	*	*	12.5	0	12.5
16 - 17	12.5	0	0	9.7	*	*	*	11.1	0	11.1
17 - 18	0	0	0	0	*	*	*	0	0	0
18 - 19	0	0	0	0	*	*	*	0	0	0
19 - 20	0	0	0	0	*	*	*	0	0	0
20 - 21	0	0	0	0	*	*	*	0	0	0
21 - 22	0	0	0	0	*	*	*	0	0	0
22 - 23	0	0	0	0	*	*	*	0	0	0
23 - 24	0	0	0	0	*	*	*	0	0	0
Totals	42.3	0	0	36.1	0	0	0			
% of Total	53.95%	0%	0%	46.05%	0%	0%	0%			

Hour	Nov 2019							Week Day Avg	Weekend Avg	Week Day 85% Avg Speed
	Monday	Tuesday	Wednesday	Thursday	Friday	Saturday	Sunday			
0 - 1	*	*	*	*	42.5	39.2	*	42.5	39.2	42.5
1 - 2	*	*	*	*	37.5	47.5	*	37.5	47.5	37.5
2 - 3	*	*	*	*	35	45	*	35	45	35
3 - 4	*	*	*	*	45	45	*	45	45	45
4 - 5	*	*	*	*	45	40	*	45	40	45
5 - 6	*	*	*	*	43.8	42.5	*	43.8	42.5	43.8
6 - 7	*	*	*	*	38.6	36.7	*	38.6	36.7	38.6
7 - 8	*	*	*	*	36.2	40	*	36.2	40	36.2
8 - 9	*	*	*	*	35.6	38.3	*	35.6	38.3	35.6
9 - 10	*	*	*	36.8	36.7	36.4	*	36.75	36.4	36.75
10 - 11	*	*	*	36.8	34.6	37.2	*	35.7	37.2	35.7
11 - 12	*	*	*	36.3	37.3	37.6	*	36.8	37.6	36.8
12 - 13	*	*	*	38.4	37.3	36.9	*	37.85	36.9	37.85
13 - 14	*	*	*	35.4	37.8	37.8	*	36.6	37.8	36.6
14 - 15	*	*	*	37.1	36.4	38	*	36.75	38	36.75
15 - 16	*	*	*	33.7	34.7	38.6	*	34.2	38.6	34.2
16 - 17	*	*	*	35	35.6	37.6	*	35.3	37.6	35.3
17 - 18	*	*	*	34.8	36.6	36.3	*	35.7	36.3	35.7
18 - 19	*	*	*	37.9	37	37.6	*	37.45	37.6	37.45
19 - 20	*	*	*	38.7	38.5	37.8	*	38.6	37.8	38.6
20 - 21	*	*	*	38.9	38	40	*	38.45	40	38.45
21 - 22	*	*	*	36.5	39.3	37.5	*	37.9	37.5	37.9
22 - 23	*	*	*	40.7	40.9	38.1	*	40.8	38.1	40.8
23 - 24	*	*	*	45	40	40	*	42.5	40	42.5

Hour	Dec 2019							Week Day Avg	Weekend Avg	Week Day 85% Avg Speed
	Monday	Tuesday	Wednesday	Thursday	Friday	Saturday	Sunday			
0 - 1	35	39.5	43.3	40	11.4	37.5	41	33.84	39.25	33.84
1 - 2	13.2	38.8	52.5	42.5	43.3	45	40	38.06	42.5	38.06
2 - 3	40	25	40	35	38.3	40	17.5	35.66	28.75	35.66
3 - 4	41.7	40	35	35	9.7	40	14.6	32.28	27.3	32.28
4 - 5	42.9	43.8	45	43	31.7	43.3	38.3	41.28	40.8	41.28
5 - 6	40.5	41.7	42.8	39.3	34.6	40	42.5	39.78	41.25	39.78
6 - 7	38.2	38.1	38.5	37.3	39	40	35.7	38.22	37.85	38.22
7 - 8	36.5	37	37.8	36.2	37.6	38.5	38.2	37.02	38.35	37.02
8 - 9	35.8	36.2	37.3	35	34.8	38.8	39.8	35.82	39.3	35.82
9 - 10	37.1	36.8	37.2	36.9	36.5	38.6	39.5	36.9	39.05	36.9
10 - 11	36.7	36.7	36.7	36.9	37	37.3	38.4	36.8	37.85	36.8
11 - 12	35.6	37.4	38.1	37.1	36.4	38	38.4	36.92	38.2	36.92
12 - 13	36.2	38	38.1	37.7	37.6	38.5	38.6	37.52	38.55	37.52
13 - 14	38.4	38.4	38	37.4	36.5	38.5	39	37.74	38.75	37.74
14 - 15	38.3	37.4	36.5	35.2	34.7	38.5	38.1	36.42	38.3	36.42
15 - 16	35.6	35	34.5	34.7	33	38.6	38.6	34.56	38.6	34.56
16 - 17	34.7	34.8	35.2	33.7	34.8	38.4	36.9	34.64	37.65	34.64
17 - 18	36	35.2	35.4	35.4	36.7	37	37.6	35.74	37.3	35.74
18 - 19	37.8	37.1	37.9	36.3	37.9	37.9	39.1	37.4	38.5	37.4
19 - 20	38.1	38.4	37.9	37.9	38.4	38.4	38.5	38.14	38.45	38.14
20 - 21	37.8	38	39	38	39.1	39.5	39.5	38.38	39.5	38.38
21 - 22	40.4	38.1	38.7	39.1	38.2	43.3	38.6	38.9	40.95	38.9
22 - 23	40.4	39.7	40	39.4	41.7	39.5	40.5	40.24	40	40.24
23 - 24	42.1	42.5	42	38.9	39.6	39.5	41.7	41.02	40.6	41.02

Starting Hour	Count	Average Speed of all Traffic	Violator Counts	Average Speed of Violators
00:00:00	0	N/A	N/A	N/A
01:00:00	0	N/A	N/A	N/A
02:00:00	0	N/A	N/A	N/A
03:00:00	0	N/A	N/A	N/A
04:00:00	0	N/A	N/A	N/A
05:00:00	0	N/A	N/A	N/A
06:00:00	0	N/A	N/A	N/A
07:00:00	0	N/A	N/A	N/A
08:00:00	0	N/A	N/A	N/A
09:00:00	150	7.6	33	38.6
10:00:00	188	9.6	38	38.7
11:00:00	202	9.0	39	38.8
12:00:00	157	11.1	43	39.9
13:00:00	196	7.4	30	38.2
14:00:00	222	8.0	52	38.8
15:00:00	362	4.6	31	39.0
16:00:00	307	6.1	43	38.9
17:00:00	324	5.8	47	38.8
18:00:00	249	7.2	60	39.1
19:00:00	148	12.5	39	40.1
20:00:00	112	13.4	40	38.8
21:00:00	71	16.5	18	39.7
22:00:00	61	20.0	23	40.1
23:00:00	31	28.6	16	42.2
00:00:00	15	31.3	6	43.3
01:00:00	8	30.0	1	37.5
02:00:00	6	30.8	2	42.5
03:00:00	5	29.5	2	42.5
04:00:00	7	39.6	5	43.5
05:00:00	25	29.4	10	44.0
06:00:00	59	16.1	16	40.6
07:00:00	171	9.2	32	38.9
08:00:00	283	6.3	46	38.5
09:00:00	242	6.9	54	38.6
10:00:00	223	7.1	26	37.9
11:00:00	197	8.7	36	39.2
12:00:00	240	7.7	63	38.8
13:00:00	224	8.0	60	38.5
14:00:00	240	7.4	46	38.5
15:00:00	399	4.8	56	38.8
16:00:00	362	5.6	56	39.2
17:00:00	380	5.7	75	39.0
18:00:00	293	7.2	67	38.8
19:00:00	196	10.0	55	39.3
20:00:00	108	13.5	27	39.2
21:00:00	81	18.4	33	39.5
22:00:00	72	17.8	28	40.2
23:00:00	47	22.6	13	41.0
00:00:00	30	28.0	10	40.5
01:00:00	14	31.4	6	43.3
02:00:00	6	30.4	4	42.5



Starting Hour	Count	Average Speed of all Traffic	Violator Counts	Average Speed of Violators
03:00:00	4	40.0	2	50.0
04:00:00	6	29.6	3	39.2
05:00:00	13	30.4	4	42.5
06:00:00	21	22.3	5	37.5
07:00:00	65	16.7	21	39.9
08:00:00	132	13.1	37	40.1
09:00:00	201	8.2	39	39.0
10:00:00	218	7.6	56	37.9
11:00:00	257	7.2	67	38.5
12:00:00	251	7.1	51	38.6
13:00:00	254	7.5	67	39.1
14:00:00	203	8.2	56	38.8
15:00:00	204	10.1	57	39.9
16:00:00	205	9.3	51	39.4
17:00:00	207	7.9	42	38.7
18:00:00	184	8.9	44	38.6
19:00:00	144	12.4	34	39.1
20:00:00	94	16.8	31	41.7
21:00:00	75	14.7	15	40.2
22:00:00	50	22.3	12	39.6
23:00:00	44	22.0	13	39.4
00:00:00	33	23.7	10	42.5
01:00:00	14	27.5	4	38.8
02:00:00	7	35.4	3	42.5
03:00:00	5	29.5	2	37.5
04:00:00	7	30.0	4	40.0
05:00:00	9	32.5	1	42.5
06:00:00	16	28.6	4	40.0
07:00:00	34	17.1	5	40.5
08:00:00	57	19.2	21	39.2
09:00:00	120	16.0	49	39.9
10:00:00	172	10.1	55	38.9
11:00:00	205	8.4	56	38.4
12:00:00	206	9.5	69	39.0
13:00:00	200	8.7	64	38.5
14:00:00	224	8.4	65	38.9
15:00:00	183	10.0	77	39.1
16:00:00	198	7.8	36	38.2
17:00:00	144	11.6	36	39.6
18:00:00	127	13.3	40	39.1
19:00:00	111	14.7	27	40.1
20:00:00	84	16.2	27	39.4
21:00:00	58	21.3	19	38.8
22:00:00	55	17.8	17	40.1
23:00:00	16	29.4	6	40.0
00:00:00	11	34.3	5	42.5
01:00:00	1	42.5	1	42.5
02:00:00	1	37.5	1	37.5
03:00:00	8	25.3	5	40.5
04:00:00	7	30.4	2	40.0
05:00:00	23	29.0	10	44.0

Starting Hour	Count	Average Speed of all Traffic	Violator Counts	Average Speed of Violators
06:00:00	50	18.0	12	39.6
07:00:00	165	8.9	28	39.1
08:00:00	287	5.7	59	38.3
09:00:00	258	6.3	53	38.0
10:00:00	180	7.5	11	39.8
11:00:00	204	6.9	8	39.4
12:00:00	210	6.6	17	37.8
13:00:00	193	8.2	58	38.2
14:00:00	259	7.4	64	38.9
15:00:00	379	5.0	74	38.6
16:00:00	326	5.3	40	38.9
17:00:00	361	5.5	61	38.9
18:00:00	263	7.4	61	38.9
19:00:00	149	11.2	42	39.2
20:00:00	102	14.0	23	39.5
21:00:00	81	14.1	23	39.2
22:00:00	40	21.1	10	40.5
23:00:00	14	31.8	4	41.3
00:00:00	13	31.5	6	40.0
01:00:00	5	28.5	3	40.8
02:00:00	0	N/A	N/A	N/A
03:00:00	4	36.3	3	37.5
04:00:00	9	32.8	5	43.5
05:00:00	22	29.8	10	41.0
06:00:00	54	17.5	15	37.8
07:00:00	159	10.2	37	38.2
08:00:00	327	5.3	61	38.5
09:00:00	265	6.9	51	38.3
10:00:00	183	8.4	32	38.1
11:00:00	171	9.2	36	38.5
12:00:00	197	8.9	43	38.8
13:00:00	182	9.1	41	38.8
14:00:00	226	7.7	45	38.1
15:00:00	365	5.1	49	38.4
16:00:00	326	5.7	38	38.4
17:00:00	378	5.0	40	39.3
18:00:00	291	6.1	52	38.3
19:00:00	151	10.8	37	39.0
20:00:00	112	15.0	22	41.1
21:00:00	65	17.8	20	39.5
22:00:00	40	24.4	16	41.6
23:00:00	15	27.0	6	39.2
00:00:00	19	31.7	9	41.9
01:00:00	0	N/A	N/A	N/A
02:00:00	2	25.0	0	0.0
03:00:00	1	32.5	0	0.0
04:00:00	9	29.4	4	45.0
05:00:00	21	29.5	11	41.1
06:00:00	70	15.4	16	39.4
07:00:00	183	9.5	38	38.8
08:00:00	306	5.7	63	38.5

Starting Hour	Count	Average Speed of all Traffic	Violator Counts	Average Speed of Violators
09:00:00	228	7.3	39	38.5
10:00:00	208	8.1	36	39.3
11:00:00	190	9.0	38	38.8
12:00:00	191	8.3	48	38.3
13:00:00	195	8.5	44	38.8
14:00:00	255	6.9	63	38.3
15:00:00	389	4.7	45	38.4
16:00:00	331	5.6	50	38.7
17:00:00	377	5.3	49	38.8
18:00:00	270	7.0	76	38.5
19:00:00	184	9.1	37	38.6
20:00:00	116	13.1	37	38.7
21:00:00	65	19.1	17	39.6
22:00:00	44	26.3	18	43.6
23:00:00	29	28.5	10	43.5
00:00:00	15	25.3	3	42.5
01:00:00	4	36.3	3	39.2
02:00:00	0	N/A	N/A	N/A
03:00:00	2	27.5	1	37.5
04:00:00	10	27.3	4	42.5
05:00:00	22	24.2	8	39.4
06:00:00	54	17.5	15	37.8
07:00:00	188	8.3	33	38.7
08:00:00	300	6.0	49	38.5
09:00:00	242	7.0	34	38.4
10:00:00	148	9.9	39	38.8
11:00:00	202	8.2	34	39.0
12:00:00	223	7.5	65	38.3
13:00:00	185	9.2	39	38.9
14:00:00	221	7.9	30	38.5
15:00:00	393	4.6	41	38.4
16:00:00	340	5.4	39	38.5
17:00:00	356	5.2	42	38.3
18:00:00	289	5.9	43	38.2
19:00:00	142	11.5	36	38.9
20:00:00	119	11.4	35	38.4
21:00:00	89	18.1	25	40.7
22:00:00	50	21.3	12	41.3
23:00:00	24	20.8	5	39.5
00:00:00	14	29.3	7	38.9
01:00:00	11	36.6	5	44.5
02:00:00	1	37.5	1	37.5
03:00:00	5	31.5	1	37.5
04:00:00	4	35.0	2	45.0
05:00:00	80	8.8	11	43.9
06:00:00	60	18.2	20	39.0
07:00:00	181	9.0	38	39.5
08:00:00	290	5.7	38	38.0
09:00:00	263	6.2	55	38.8
10:00:00	174	8.5	41	38.2
11:00:00	202	8.1	40	38.6

Starting Hour	Count	Average Speed of all Traffic	Violator Counts	Average Speed of Violators
12:00:00	212	8.5	47	39.3
13:00:00	230	7.5	51	38.8
14:00:00	266	6.1	35	38.6
15:00:00	425	3.5	20	38.3
16:00:00	346	5.2	49	38.5
17:00:00	336	6.3	68	39.0
18:00:00	258	7.8	67	39.1
19:00:00	181	9.4	47	39.5
20:00:00	98	14.9	40	39.5
21:00:00	88	16.7	27	39.7
22:00:00	72	20.6	24	41.0
23:00:00	54	19.9	19	39.6
00:00:00	29	24.9	8	40.0
01:00:00	25	30.1	13	41.0
02:00:00	7	28.9	2	40.0
03:00:00	8	30.3	4	43.8
04:00:00	9	30.3	2	42.5
05:00:00	10	34.0	4	40.0
06:00:00	20	28.6	8	39.4
07:00:00	59	18.4	15	38.8
08:00:00	134	12.7	46	39.5
09:00:00	157	10.5	46	39.0
10:00:00	258	7.3	69	38.7
11:00:00	251	7.5	69	38.9
12:00:00	235	8.3	66	39.0
13:00:00	232	8.0	75	38.9
14:00:00	223	9.3	67	39.1
15:00:00	221	8.6	66	39.2
16:00:00	222	8.7	64	39.4
17:00:00	213	9.5	47	39.9
18:00:00	163	10.3	41	39.3
19:00:00	131	11.6	42	38.8
20:00:00	100	17.5	33	39.9
21:00:00	75	20.1	31	42.0
22:00:00	84	19.2	33	40.4
23:00:00	74	18.4	31	40.2
00:00:00	45	25.9	20	41.8
01:00:00	31	23.5	10	40.0
02:00:00	92	4.0	5	41.5
03:00:00	194	3.9	9	42.5
04:00:00	6	33.3	2	42.5
05:00:00	6	36.7	3	42.5
06:00:00	44	10.3	6	39.2
07:00:00	31	29.4	12	39.2
08:00:00	49	22.3	19	40.4
09:00:00	127	14.0	43	39.5
10:00:00	165	10.6	44	39.4
11:00:00	220	9.7	78	39.7
12:00:00	216	8.4	68	39.0
13:00:00	207	9.0	88	39.1
14:00:00	174	10.5	42	39.8

Starting Hour	Count	Average Speed of all Traffic	Violator Counts	Average Speed of Violators
15:00:00	147	12.0	45	39.7
16:00:00	281	6.5	59	39.2
17:00:00	173	9.4	40	39.3
18:00:00	124	13.7	52	39.6
19:00:00	99	15.7	29	40.1
20:00:00	69	18.4	21	40.1
21:00:00	42	22.5	15	39.2
22:00:00	33	26.7	15	39.5
23:00:00	25	28.9	8	42.5
00:00:00	61	5.9	5	43.5
01:00:00	129	2.6	3	45.8
02:00:00	2	27.5	0	0.0
03:00:00	2	20.0	0	0.0
04:00:00	9	28.3	4	42.5
05:00:00	48	14.1	9	41.4
06:00:00	58	19.3	18	39.2
07:00:00	176	8.3	36	38.5
08:00:00	265	6.6	39	38.7
09:00:00	256	6.9	71	38.3
10:00:00	179	10.4	58	39.1
11:00:00	220	8.7	64	39.8
12:00:00	233	8.5	60	39.1
13:00:00	183	9.8	76	38.9
14:00:00	241	8.3	87	39.4
15:00:00	389	4.8	68	38.5
16:00:00	333	6.5	46	40.0
17:00:00	371	5.4	65	38.4
18:00:00	212	8.8	57	39.2
19:00:00	141	11.4	33	39.3
20:00:00	116	13.3	41	39.1
21:00:00	62	18.1	23	41.0
22:00:00	50	24.2	22	40.7
23:00:00	21	29.6	11	40.2
00:00:00	17	26.9	10	38.5
01:00:00	5	32.5	2	37.5
02:00:00	3	19.2	0	0.0
03:00:00	2	37.5	1	42.5
04:00:00	7	34.6	4	42.5
05:00:00	23	28.4	11	40.2
06:00:00	60	18.1	18	39.7
07:00:00	175	9.6	45	38.6
08:00:00	294	6.4	54	39.0
09:00:00	243	6.6	62	38.6
10:00:00	195	9.2	44	39.1
11:00:00	177	11.1	52	38.8
12:00:00	211	8.4	63	39.0
13:00:00	206	9.7	69	39.9
14:00:00	230	8.7	73	39.2
15:00:00	391	4.9	62	38.7
16:00:00	330	5.6	52	38.8
17:00:00	334	6.4	67	38.8

Starting Hour	Count	Average Speed of all Traffic	Violator Counts	Average Speed of Violators
18:00:00	217	8.6	63	38.6
19:00:00	144	13.4	42	40.0
20:00:00	124	14.0	31	39.8
21:00:00	65	17.2	20	39.0
22:00:00	103	11.8	22	41.8
23:00:00	34	28.0	15	41.5
00:00:00	11	31.8	5	40.5
01:00:00	7	34.3	4	45.0
02:00:00	6	25.0	2	40.0
03:00:00	2	22.5	0	0.0
04:00:00	10	36.0	6	41.7
05:00:00	23	27.9	11	39.8
06:00:00	60	20.2	26	41.0
07:00:00	160	9.8	46	38.7
08:00:00	247	7.8	67	39.5
09:00:00	239	8.0	70	39.1
10:00:00	172	9.2	46	38.4
11:00:00	209	9.0	63	38.8
12:00:00	217	9.3	74	39.2
13:00:00	213	8.4	72	39.0
14:00:00	249	7.4	45	39.1
15:00:00	395	4.3	45	38.1
16:00:00	288	6.5	45	38.9
17:00:00	388	5.2	77	39.0
18:00:00	253	8.4	59	39.4
19:00:00	165	10.5	60	38.7
20:00:00	104	15.2	36	39.9
21:00:00	78	17.4	26	39.4
22:00:00	45	23.6	16	40.0
23:00:00	28	30.2	13	41.0
00:00:00	22	27.8	9	43.1
01:00:00	6	30.8	2	37.5
02:00:00	3	32.5	1	42.5
03:00:00	4	21.3	0	0.0
04:00:00	8	31.6	5	39.5
05:00:00	21	28.2	5	42.5
06:00:00	48	18.1	13	38.3
07:00:00	175	8.6	33	38.3
08:00:00	293	5.8	42	38.3
09:00:00	251	6.7	67	38.5
10:00:00	193	9.3	42	38.8
11:00:00	204	8.6	49	39.0
12:00:00	217	8.2	53	38.4
13:00:00	200	8.8	56	39.3
14:00:00	271	6.9	57	38.8
15:00:00	387	4.5	65	37.9
16:00:00	434	4.3	36	38.2
17:00:00	354	5.4	69	38.2
18:00:00	264	6.9	58	38.6
19:00:00	170	10.8	46	39.8
20:00:00	140	11.0	41	38.5

Starting Hour	Count	Average Speed of all Traffic	Violator Counts	Average Speed of Violators
21:00:00	98	14.3	28	39.1
22:00:00	51	19.6	21	39.9
23:00:00	45	21.8	10	40.5
00:00:00	257	2.3	9	41.4
01:00:00	15	22.2	6	40.8
02:00:00	12	20.8	3	39.2
03:00:00	235	0.8	0	0.0
04:00:00	104	5.2	8	40.0
05:00:00	86	9.9	11	39.3
06:00:00	76	15.6	20	39.8
07:00:00	194	8.9	50	39.1
08:00:00	232	6.2	39	39.4
09:00:00	0	N/A	N/A	N/A
10:00:00	0	N/A	N/A	N/A
11:00:00	0	N/A	N/A	N/A
12:00:00	0	N/A	N/A	N/A
13:00:00	0	N/A	N/A	N/A
14:00:00	0	N/A	N/A	N/A
15:00:00	0	N/A	N/A	N/A
16:00:00	0	N/A	N/A	N/A
17:00:00	0	N/A	N/A	N/A
18:00:00	0	N/A	N/A	N/A
19:00:00	0	N/A	N/A	N/A
20:00:00	0	N/A	N/A	N/A
21:00:00	0	N/A	N/A	N/A
22:00:00	0	N/A	N/A	N/A
23:00:00	0	N/A	N/A	N/A
00:00:00	0	N/A	N/A	N/A
01:00:00	0	N/A	N/A	N/A
02:00:00	0	N/A	N/A	N/A
03:00:00	0	N/A	N/A	N/A
04:00:00	0	N/A	N/A	N/A
05:00:00	0	N/A	N/A	N/A
06:00:00	0	N/A	N/A	N/A
07:00:00	0	N/A	N/A	N/A
08:00:00	0	N/A	N/A	N/A
09:00:00	0	N/A	N/A	N/A
10:00:00	0	N/A	N/A	N/A
11:00:00	0	N/A	N/A	N/A
12:00:00	0	N/A	N/A	N/A
13:00:00	0	N/A	N/A	N/A
14:00:00	0	N/A	N/A	N/A
15:00:00	0	N/A	N/A	N/A
16:00:00	0	N/A	N/A	N/A
17:00:00	0	N/A	N/A	N/A
18:00:00	0	N/A	N/A	N/A
19:00:00	0	N/A	N/A	N/A
20:00:00	0	N/A	N/A	N/A
21:00:00	0	N/A	N/A	N/A
22:00:00	0	N/A	N/A	N/A
23:00:00	0	N/A	N/A	N/A

Starting Hour	Count	Average Speed of all Traffic	Violator Counts	Average Speed of Violators
00:00:00	0	N/A	N/A	N/A
01:00:00	0	N/A	N/A	N/A
02:00:00	0	N/A	N/A	N/A
03:00:00	0	N/A	N/A	N/A
04:00:00	0	N/A	N/A	N/A
05:00:00	0	N/A	N/A	N/A
06:00:00	0	N/A	N/A	N/A
07:00:00	0	N/A	N/A	N/A
08:00:00	0	N/A	N/A	N/A
09:00:00	0	N/A	N/A	N/A
10:00:00	0	N/A	N/A	N/A
11:00:00	0	N/A	N/A	N/A
12:00:00	0	N/A	N/A	N/A
13:00:00	0	N/A	N/A	N/A
14:00:00	0	N/A	N/A	N/A
15:00:00	0	N/A	N/A	N/A
16:00:00	0	N/A	N/A	N/A
17:00:00	0	N/A	N/A	N/A
18:00:00	0	N/A	N/A	N/A
19:00:00	0	N/A	N/A	N/A
20:00:00	0	N/A	N/A	N/A
21:00:00	0	N/A	N/A	N/A
22:00:00	0	N/A	N/A	N/A
23:00:00	0	N/A	N/A	N/A
00:00:00	0	N/A	N/A	N/A
01:00:00	0	N/A	N/A	N/A
02:00:00	0	N/A	N/A	N/A
03:00:00	0	N/A	N/A	N/A
04:00:00	0	N/A	N/A	N/A
05:00:00	0	N/A	N/A	N/A
06:00:00	0	N/A	N/A	N/A
07:00:00	0	N/A	N/A	N/A
08:00:00	0	N/A	N/A	N/A
09:00:00	0	N/A	N/A	N/A
10:00:00	0	N/A	N/A	N/A
11:00:00	0	N/A	N/A	N/A
12:00:00	0	N/A	N/A	N/A
13:00:00	21	1.0	0	0.0
14:00:00	13	3.5	0	0.0
15:00:00	9	2.8	0	0.0
16:00:00	9	4.4	0	0.0
17:00:00	0	N/A	N/A	N/A
18:00:00	0	N/A	N/A	N/A
19:00:00	0	N/A	N/A	N/A
20:00:00	0	N/A	N/A	N/A
21:00:00	0	N/A	N/A	N/A
22:00:00	0	N/A	N/A	N/A
23:00:00	0	N/A	N/A	N/A
00:00:00	0	N/A	N/A	N/A
01:00:00	0	N/A	N/A	N/A
02:00:00	0	N/A	N/A	N/A



Starting Hour	Count	Average Speed of all Traffic	Violator Counts	Average Speed of Violators
03:00:00	0	N/A	N/A	N/A
04:00:00	0	N/A	N/A	N/A
05:00:00	0	N/A	N/A	N/A
06:00:00	0	N/A	N/A	N/A
07:00:00	0	N/A	N/A	N/A
08:00:00	0	N/A	N/A	N/A
09:00:00	0	N/A	N/A	N/A
10:00:00	0	N/A	N/A	N/A
11:00:00	0	N/A	N/A	N/A
12:00:00	0	N/A	N/A	N/A
13:00:00	0	N/A	N/A	N/A
14:00:00	0	N/A	N/A	N/A
15:00:00	0	N/A	N/A	N/A
16:00:00	0	N/A	N/A	N/A
17:00:00	0	N/A	N/A	N/A
18:00:00	0	N/A	N/A	N/A
19:00:00	0	N/A	N/A	N/A
20:00:00	0	N/A	N/A	N/A
21:00:00	0	N/A	N/A	N/A
22:00:00	0	N/A	N/A	N/A
23:00:00	0	N/A	N/A	N/A
00:00:00	0	N/A	N/A	N/A
01:00:00	0	N/A	N/A	N/A
02:00:00	0	N/A	N/A	N/A
03:00:00	0	N/A	N/A	N/A
04:00:00	0	N/A	N/A	N/A
05:00:00	0	N/A	N/A	N/A
06:00:00	0	N/A	N/A	N/A
07:00:00	0	N/A	N/A	N/A
08:00:00	0	N/A	N/A	N/A
09:00:00	0	N/A	N/A	N/A
10:00:00	0	N/A	N/A	N/A
11:00:00	0	N/A	N/A	N/A
12:00:00	0	N/A	N/A	N/A
13:00:00	0	N/A	N/A	N/A
14:00:00	0	N/A	N/A	N/A
15:00:00	0	N/A	N/A	N/A
16:00:00	0	N/A	N/A	N/A
17:00:00	0	N/A	N/A	N/A
18:00:00	0	N/A	N/A	N/A
19:00:00	0	N/A	N/A	N/A
20:00:00	0	N/A	N/A	N/A
21:00:00	0	N/A	N/A	N/A
22:00:00	0	N/A	N/A	N/A
23:00:00	0	N/A	N/A	N/A
00:00:00	0	N/A	N/A	N/A
01:00:00	0	N/A	N/A	N/A
02:00:00	0	N/A	N/A	N/A
03:00:00	0	N/A	N/A	N/A
04:00:00	0	N/A	N/A	N/A
05:00:00	0	N/A	N/A	N/A

Starting Hour	Count	Average Speed of all Traffic	Violator Counts	Average Speed of Violators
06:00:00	0	N/A	N/A	N/A
07:00:00	0	N/A	N/A	N/A
08:00:00	0	N/A	N/A	N/A
09:00:00	0	N/A	N/A	N/A
10:00:00	0	N/A	N/A	N/A
11:00:00	0	N/A	N/A	N/A
12:00:00	0	N/A	N/A	N/A
13:00:00	0	N/A	N/A	N/A
14:00:00	43	1.7	0	0.0
15:00:00	93	2.2	0	0.0
16:00:00	52	1.8	0	0.0
17:00:00	0	N/A	N/A	N/A
18:00:00	0	N/A	N/A	N/A
19:00:00	0	N/A	N/A	N/A
20:00:00	0	N/A	N/A	N/A
21:00:00	0	N/A	N/A	N/A
22:00:00	0	N/A	N/A	N/A
23:00:00	0	N/A	N/A	N/A

Incoming Histogram

Tithe Barn Lane December 2019

from Thu-Nov-28-2019-09-00-AM to Fri-Dec-20-2019-11-59-AM

Date	Starting Hr:min	<15	15 to <20	20 to <25	25 to <30	30 to <35	35 to <40	40 to <45	45 to <50	50 to <55	55 to <60	60 to <65	65 to <70	70 to <75	75 to <80	80 to <85	85 to <90	90 to <95	95 to <100	100 to >105	Total Counts	85pct Speed	10MPH Pace	% in pace	# of Speeders	% Speeders
28/11/2019	00:00	*	*	*	*	*	*	*	*	*	*	*	*	*	*	*	*	*	*	*	*	*	*	*	*	*
28/11/2019	01:00	*	*	*	*	*	*	*	*	*	*	*	*	*	*	*	*	*	*	*	*	*	*	*	*	*
28/11/2019	02:00	*	*	*	*	*	*	*	*	*	*	*	*	*	*	*	*	*	*	*	*	*	*	*	*	*
28/11/2019	03:00	*	*	*	*	*	*	*	*	*	*	*	*	*	*	*	*	*	*	*	*	*	*	*	*	*
28/11/2019	04:00	*	*	*	*	*	*	*	*	*	*	*	*	*	*	*	*	*	*	*	*	*	*	*	*	*
28/11/2019	05:00	*	*	*	*	*	*	*	*	*	*	*	*	*	*	*	*	*	*	*	*	*	*	*	*	*
28/11/2019	06:00	*	*	*	*	*	*	*	*	*	*	*	*	*	*	*	*	*	*	*	*	*	*	*	*	*
28/11/2019	07:00	*	*	*	*	*	*	*	*	*	*	*	*	*	*	*	*	*	*	*	*	*	*	*	*	*
28/11/2019	08:00	*	*	*	*	*	*	*	*	*	*	*	*	*	*	*	*	*	*	*	*	*	*	*	*	*
28/11/2019	09:00	4	5	10	52	62	31	5	1	0	0	0	0	0	0	0	0	0	0	0	170	36.8	30 to 40	85.3	37	21.8
28/11/2019	10:00	5	4	21	39	78	30	9	0	0	0	0	0	0	0	0	0	0	0	0	186	36.8	30 to 40	79.0	39	21.0
28/11/2019	11:00	6	15	14	62	60	26	8	1	0	1	0	0	0	0	0	0	0	0	0	193	36.3	30 to 40	76.7	36	18.7
28/11/2019	12:00	2	7	12	44	52	29	13	2	0	0	0	0	0	0	0	0	0	0	0	161	38.4	30 to 40	77.6	44	27.3
28/11/2019	13:00	10	2	20	56	75	26	5	0	0	0	0	0	0	0	0	0	0	0	0	194	35.4	30 to 40	80.9	31	16.0
28/11/2019	14:00	3	5	13	59	107	39	11	2	0	0	0	0	0	0	0	0	0	0	0	239	37.1	30 to 40	85.8	52	21.8
28/11/2019	15:00	50	18	53	120	90	26	3	2	0	0	0	0	0	0	0	0	0	0	0	362	33.7	25 to 35	72.7	31	8.6
28/11/2019	16:00	3	10	36	105	113	37	5	3	0	1	0	0	0	0	0	0	0	0	0	313	35	30 to 40	81.5	46	14.7
28/11/2019	17:00	7	12	30	107	121	36	7	0	1	0	0	0	0	0	0	0	0	0	0	321	34.8	30 to 40	82.2	44	13.7
28/11/2019	18:00	3	5	10	68	84	43	13	2	0	1	0	0	0	0	0	0	0	0	0	229	37.9	30 to 40	85.2	59	25.8
28/11/2019	19:00	3	4	13	37	49	26	11	3	1	0	0	0	0	0	0	0	0	0	0	147	38.7	30 to 40	76.2	41	27.9
28/11/2019	20:00	1	2	8	23	35	32	8	1	0	0	0	0	0	0	0	0	0	0	0	110	38.9	30 to 40	81.8	41	37.3
28/11/2019	21:00	0	1	6	24	25	10	2	0	1	0	0	0	0	0	0	0	0	0	0	69	36.5	30 to 40	85.5	13	18.8
28/11/2019	22:00	1	0	5	10	18	13	7	1	1	0	0	0	0	0	0	0	0	0	0	56	40.7	30 to 40	73.2	22	39.3
28/11/2019	23:00	0	2	1	5	7	9	2	4	0	0	1	0	0	0	0	0	0	0	0	31	45	30 to 40	67.7	16	51.6
24 Hr Summary		98	92	252	811	976	413	109	22	4	3	1	0	0	0	0	0	0	0	0	2781	36.6	30 to 40	79.1	552	19.8

Incoming Histogram

Tithe Barn Lane December 2019

from Thu-Nov-28-2019-09-00-AM to Fri-Dec-20-2019-11-59-AM

Date	Starting Hr:min	<15	15 to <20	20 to <25	25 to <30	30 to <35	35 to <40	40 to <45	45 to <50	50 to <55	55 to <60	60 to <65	65 to <70	70 to <75	75 to <80	80 to <85	85 to <90	90 to <95	95 to <100	100 to >105	Total Counts	85pct Speed	10MPH Pace	% in pace	# of Speeders	% Speeders	
29/11/2019	00:00	1	0	1	7	2	2	2	1	1	0	0	0	0	0	0	0	0	0	0	0	17	42.5	30 to 40	64.7	6	35.3
29/11/2019	01:00	0	0	0	2	2	2	0	0	0	0	0	0	0	0	0	0	0	0	0	0	6	37.5	30 to 40	100.0	2	33.3
29/11/2019	02:00	1	1	1	0	2	0	0	1	0	0	0	0	0	0	0	0	0	0	0	0	6	35	15 to 25	50.0	1	16.7
29/11/2019	03:00	1	0	0	0	1	1	1	1	0	0	0	0	0	0	0	0	0	0	0	0	5	45	35 to 45	60.0	3	60.0
29/11/2019	04:00	0	0	0	1	3	0	3	1	0	0	0	0	0	0	0	0	0	0	0	0	8	45	35 to 45	75.0	4	50.0
29/11/2019	05:00	0	0	1	6	6	4	4	1	0	2	0	0	0	0	0	0	0	0	0	0	24	43.8	30 to 40	66.7	11	45.8
29/11/2019	06:00	2	2	3	10	31	11	5	1	1	0	0	0	0	0	0	0	0	0	0	0	66	38.6	30 to 40	78.8	18	27.3
29/11/2019	07:00	2	8	9	64	77	28	9	0	0	0	0	0	0	0	0	0	0	0	0	0	197	36.2	30 to 40	85.8	37	18.8
29/11/2019	08:00	6	10	18	100	87	36	7	1	0	0	0	0	0	0	0	0	0	0	0	0	265	35.6	30 to 40	84.2	44	16.6
29/11/2019	09:00	4	5	9	71	105	39	9	1	0	0	0	0	0	0	0	0	0	0	0	0	243	36.7	30 to 40	88.5	49	20.2
29/11/2019	10:00	2	5	20	78	91	23	3	0	0	0	0	0	0	0	0	0	0	0	0	0	222	34.6	30 to 40	86.5	26	11.7
29/11/2019	11:00	3	6	18	56	74	30	13	1	0	0	0	0	0	0	0	0	0	0	0	0	201	37.3	30 to 40	79.6	44	21.9
29/11/2019	12:00	6	9	15	70	90	47	10	2	0	0	0	0	0	0	0	0	0	0	0	0	249	37.3	30 to 40	83.1	59	23.7
29/11/2019	13:00	3	4	9	56	77	49	7	2	0	0	0	0	0	0	0	0	0	0	0	0	207	37.8	30 to 40	87.9	58	28.0
29/11/2019	14:00	8	6	17	70	98	39	8	1	0	0	0	0	0	0	0	0	0	0	0	0	247	36.4	30 to 40	83.8	48	19.4
29/11/2019	15:00	8	14	34	163	138	43	8	3	0	0	0	0	0	0	0	0	0	0	0	0	411	34.7	30 to 40	83.7	54	13.1
29/11/2019	16:00	3	9	34	120	123	43	9	5	0	0	0	0	0	0	0	0	0	0	0	0	346	35.6	30 to 40	82.7	57	16.5
29/11/2019	17:00	6	21	46	138	101	65	7	7	1	0	0	0	0	0	0	0	0	0	0	0	392	36.6	30 to 40	77.6	80	20.4
29/11/2019	18:00	9	17	24	84	92	46	14	1	0	0	0	0	0	0	0	0	0	0	0	0	287	37	30 to 40	77.4	61	21.3
29/11/2019	19:00	5	2	20	56	44	39	11	2	2	0	0	0	0	0	0	0	0	0	0	0	181	38.5	30 to 40	76.8	54	29.8
29/11/2019	20:00	2	3	7	32	37	20	6	2	0	0	0	0	0	0	0	0	0	0	0	0	109	38	30 to 40	81.7	28	25.7
29/11/2019	21:00	0	1	3	16	27	23	6	3	0	0	0	0	0	0	0	0	0	0	0	0	79	39.3	30 to 40	83.5	32	40.5
29/11/2019	22:00	1	0	3	19	23	14	11	2	0	0	0	0	0	0	0	0	0	0	0	0	73	40.9	30 to 40	76.7	27	37.0
29/11/2019	23:00	1	0	3	10	16	7	3	2	1	0	0	0	0	0	0	0	0	0	0	0	43	40	30 to 40	76.7	13	30.2
24 Hr Summary		74	123	295	1229	1347	611	156	41	6	2	0	0	0	0	0	0	0	0	0	0	3884	36.9	30 to 40	82.1	816	21.0

Incoming Histogram

Tithe Barn Lane December 2019

from Thu-Nov-28-2019-09-00-AM to Fri-Dec-20-2019-11-59-AM

Date	Starting Hr:min	<15	15 to <20	20 to <25	25 to <30	30 to <35	35 to <40	40 to <45	45 to <50	50 to <55	55 to <60	60 to <65	65 to <70	70 to <75	75 to <80	80 to <85	85 to <90	90 to <95	95 to <100	100 to >105	Total Counts	85pct Speed	10MPH Pace	% in pace	# of Speeders	% Speeders
30/11/2019	00:00	1	1	1	7	11	6	2	1	0	0	0	0	0	0	0	0	0	0	0	30	39.2	30 to 40	80.0	9	30.0
30/11/2019	01:00	0	0	0	4	2	3	0	2	1	0	0	0	0	0	0	0	0	0	0	12	47.5	30 to 40	75.0	6	50.0
30/11/2019	02:00	0	0	1	1	1	1	2	1	0	0	0	0	0	0	0	0	0	0	0	7	45	35 to 45	57.1	4	57.1
30/11/2019	03:00	0	0	0	0	1	1	1	0	0	1	0	0	0	0	0	0	0	0	0	4	45	35 to 45	75.0	3	75.0
30/11/2019	04:00	0	0	0	2	1	1	1	0	0	0	0	0	0	0	0	0	0	0	0	5	40	30 to 40	80.0	2	40.0
30/11/2019	05:00	1	1	1	4	5	0	4	0	0	0	0	0	0	0	0	0	0	0	0	16	42.5	25 to 35	62.5	4	25.0
30/11/2019	06:00	0	1	2	8	10	6	0	0	0	0	0	0	0	0	0	0	0	0	0	27	36.7	30 to 40	88.9	6	22.2
30/11/2019	07:00	3	2	1	14	21	14	7	2	1	0	0	0	0	0	0	0	0	0	0	65	40	30 to 40	75.4	24	36.9
30/11/2019	08:00	2	3	6	32	57	24	11	2	0	0	0	0	0	0	0	0	0	0	0	137	38.3	30 to 40	82.5	37	27.0
30/11/2019	09:00	3	8	12	63	82	29	7	3	0	0	0	0	0	0	0	0	0	0	0	207	36.4	30 to 40	84.1	39	18.8
30/11/2019	10:00	9	5	11	57	79	52	4	0	0	0	0	0	0	0	0	0	0	0	0	217	37.2	30 to 40	86.6	56	25.8
30/11/2019	11:00	7	2	11	62	109	52	13	1	0	0	0	0	0	0	0	0	0	0	0	257	37.6	30 to 40	86.8	66	25.7
30/11/2019	12:00	7	5	24	61	101	45	8	2	0	0	0	0	0	0	0	0	0	0	0	253	36.9	30 to 40	81.8	55	21.7
30/11/2019	13:00	4	9	16	66	90	46	15	2	0	0	0	0	0	0	0	0	0	0	0	248	37.8	30 to 40	81.5	63	25.4
30/11/2019	14:00	2	6	10	33	95	43	9	3	1	0	0	0	0	0	0	0	0	0	0	202	38	30 to 40	84.7	56	27.7
30/11/2019	15:00	4	6	10	44	76	39	15	2	2	0	0	0	0	0	0	0	0	0	0	198	38.6	30 to 40	80.3	58	29.3
30/11/2019	16:00	3	6	13	65	71	37	8	5	0	0	0	0	0	0	0	0	0	0	0	208	37.6	30 to 40	83.2	50	24.0
30/11/2019	17:00	6	7	9	67	83	34	5	1	1	0	0	0	0	0	0	0	0	0	0	213	36.3	30 to 40	86.4	41	19.2
30/11/2019	18:00	2	6	9	48	73	35	8	2	0	0	0	0	0	0	0	0	0	0	0	183	37.6	30 to 40	85.2	45	24.6
30/11/2019	19:00	1	4	13	27	57	23	10	0	0	0	0	0	0	0	0	0	0	0	0	135	37.8	30 to 40	79.3	33	24.4
30/11/2019	20:00	1	5	4	20	32	15	7	3	4	0	0	0	0	0	0	0	0	0	0	91	40	30 to 40	73.6	29	31.9
30/11/2019	21:00	3	4	2	21	34	10	5	2	0	0	0	0	0	0	0	0	0	0	0	81	37.5	30 to 40	80.2	17	21.0
30/11/2019	22:00	1	3	2	14	14	8	4	0	0	0	0	0	0	0	0	0	0	0	0	46	38.1	30 to 40	78.3	12	26.1
30/11/2019	23:00	0	0	3	14	12	7	3	1	2	0	0	0	0	0	0	0	0	0	0	42	40	30 to 40	78.6	13	31.0
24 Hr Summary		60	84	161	734	1117	531	149	35	12	1	0	0	0	0	0	0	0	0	0	2884	37.8	30 to 40	82.6	728	25.2

Incoming Histogram

Tithe Barn Lane December 2019

from Thu-Nov-28-2019-09-00-AM to Fri-Dec-20-2019-11-59-AM

Date	Starting Hr:min	<15	15 to <20	20 to <25	25 to <30	30 to <35	35 to <40	40 to <45	45 to <50	50 to <55	55 to <60	60 to <65	65 to <70	70 to <75	75 to <80	80 to <85	85 to <90	90 to <95	95 to <100	100 to >105	Total Counts	85pct Speed	10MPH Pace	% in pace	# of Speeders	% Speeders
01/12/2019	00:00	2	1	3	7	10	5	2	1	0	0	0	0	0	0	0	0	0	0	0	31	38	30 to 40	71.0	8	25.8
01/12/2019	01:00	0	0	1	4	3	3	1	0	0	0	0	0	0	0	0	0	0	0	0	12	38.3	30 to 40	83.3	4	33.3
01/12/2019	02:00	0	0	0	2	2	2	1	1	0	0	0	0	0	0	0	0	0	0	0	8	45	30 to 40	75.0	4	50.0
01/12/2019	03:00	0	1	0	3	0	1	2	0	0	0	0	0	0	0	0	0	0	0	0	7	42.5	20 to 30	57.1	3	42.9
01/12/2019	04:00	0	0	0	0	3	2	0	0	0	0	0	0	0	0	0	0	0	0	0	5	37.5	30 to 40	100.0	2	40.0
01/12/2019	05:00	0	0	0	3	5	0	1	0	0	0	0	0	0	0	0	0	0	0	0	9	35	25 to 35	88.9	1	11.1
01/12/2019	06:00	1	1	1	3	5	3	0	1	0	0	0	0	0	0	0	0	0	0	0	15	38.3	30 to 40	73.3	4	26.7
01/12/2019	07:00	0	0	2	8	22	3	1	1	0	0	0	0	0	0	0	0	0	0	0	37	34.8	30 to 40	89.2	5	13.5
01/12/2019	08:00	3	0	1	9	22	18	6	1	0	0	0	0	0	0	0	0	0	0	0	60	39.4	30 to 40	81.7	25	41.7
01/12/2019	09:00	2	7	9	24	37	34	12	5	1	0	0	0	0	0	0	0	0	0	0	131	39.7	30 to 40	72.5	52	39.7
01/12/2019	10:00	3	7	10	31	68	46	11	2	0	0	0	0	0	0	0	0	0	0	0	178	38.5	30 to 40	81.5	59	33.1
01/12/2019	11:00	2	5	11	43	87	39	8	2	0	0	0	0	0	0	0	0	0	0	0	197	37.4	30 to 40	85.8	49	24.9
01/12/2019	12:00	6	2	11	40	75	54	13	2	0	0	0	0	0	0	0	0	0	0	0	203	38.6	30 to 40	83.3	69	34.0
01/12/2019	13:00	3	7	6	53	73	51	12	1	0	0	0	0	0	0	0	0	0	0	0	206	38.2	30 to 40	85.9	64	31.1
01/12/2019	14:00	3	7	9	51	84	53	10	2	0	1	0	0	0	0	0	0	0	0	0	220	38.1	30 to 40	85.5	66	30.0
01/12/2019	15:00	0	4	7	29	67	59	7	6	0	1	0	0	0	0	0	0	0	0	0	180	38.9	30 to 40	86.1	73	40.6
01/12/2019	16:00	3	6	13	63	73	33	3	0	1	0	0	0	0	0	0	0	0	0	0	195	36.2	30 to 40	86.7	37	19.0
01/12/2019	17:00	1	6	7	38	54	23	11	1	1	0	0	0	0	0	0	0	0	0	0	142	38.3	30 to 40	81.0	36	25.4
01/12/2019	18:00	1	5	10	33	40	30	9	1	0	0	0	0	0	0	0	0	0	0	0	129	38.5	30 to 40	79.8	40	31.0
01/12/2019	19:00	0	5	4	20	54	19	5	5	0	0	0	0	0	0	0	0	0	0	0	112	38.2	30 to 40	83.0	29	25.9
01/12/2019	20:00	3	4	8	16	24	17	7	1	0	0	0	0	0	0	0	0	0	0	0	80	38.8	30 to 40	71.3	25	31.3
01/12/2019	21:00	1	3	4	20	15	12	5	0	0	0	0	0	0	0	0	0	0	0	0	60	38.3	30 to 40	78.3	17	28.3
01/12/2019	22:00	0	0	3	14	14	10	7	1	0	0	0	0	0	0	0	0	0	0	0	49	40.7	30 to 40	77.6	18	36.7
01/12/2019	23:00	0	0	1	4	5	3	2	1	0	0	0	0	0	0	0	0	0	0	0	16	42.5	30 to 40	75.0	6	37.5
24 Hr Summary		34	71	121	518	842	520	136	35	3	2	0	0	0	0	0	0	0	0	0	2282	38.4	30 to 40	82.4	696	30.5

Incoming Histogram

Tithe Barn Lane December 2019

from Thu-Nov-28-2019-09-00-AM to Fri-Dec-20-2019-11-59-AM

Date	Starting Hr:min	<15	15 to <20	20 to <25	25 to <30	30 to <35	35 to <40	40 to <45	45 to <50	50 to <55	55 to <60	60 to <65	65 to <70	70 to <75	75 to <80	80 to <85	85 to <90	90 to <95	95 to <100	100 to >105	Total Counts	85pct Speed	10MPH Pace	% in pace	# of Speeders	% Speeders	
02/12/2019	00:00	0	1	0	3	2	2	2	0	1	0	0	0	0	0	0	0	0	0	0	0	11	42.5	30 to 40	63.6	5	45.5
02/12/2019	01:00	0	0	0	0	0	0	0	0	0	0	0	0	0	0	0	0	0	0	0	0	0	0	*	*	*	*
02/12/2019	02:00	0	0	0	0	0	1	0	0	0	0	0	0	0	0	0	0	0	0	0	1	40	30 to 40	100.0	1	100.0	
02/12/2019	03:00	2	1	0	0	0	2	3	0	0	0	0	0	0	0	0	0	0	0	0	8	43.3	35 to 45	62.5	5	62.5	
02/12/2019	04:00	0	0	2	2	2	1	1	0	0	0	0	0	0	0	0	0	0	0	0	8	40	25 to 35	75.0	2	25.0	
02/12/2019	05:00	0	1	1	5	6	1	8	0	2	0	0	0	0	0	0	0	0	0	0	24	43.8	35 to 45	62.5	11	45.8	
02/12/2019	06:00	2	2	2	18	17	10	2	0	1	0	0	0	0	0	0	0	0	0	0	54	37.5	30 to 40	83.3	13	24.1	
02/12/2019	07:00	2	3	6	41	101	27	8	0	0	0	0	0	0	0	0	0	0	0	0	188	36.3	30 to 40	89.9	35	18.6	
02/12/2019	08:00	2	8	8	98	106	45	8	1	0	0	0	0	0	0	0	0	0	0	0	276	36.4	30 to 40	90.2	54	19.6	
02/12/2019	09:00	6	8	13	76	104	45	5	0	0	0	0	0	0	0	0	0	0	0	0	257	36.2	30 to 40	87.5	50	19.5	
02/12/2019	10:00	1	9	20	75	61	8	2	0	1	0	0	0	0	0	0	0	0	0	0	177	33.7	25 to 35	88.1	11	6.2	
02/12/2019	11:00	8	16	50	85	38	9	1	1	0	0	0	0	0	0	0	0	0	0	0	208	32.4	25 to 35	83.2	11	5.3	
02/12/2019	12:00	10	6	28	97	56	15	2	0	0	0	0	0	0	0	0	0	0	0	0	214	33.7	25 to 35	84.6	17	7.9	
02/12/2019	13:00	2	3	9	53	66	49	5	1	0	0	0	0	0	0	0	0	0	0	0	188	37.8	30 to 40	89.4	55	29.3	
02/12/2019	14:00	3	9	8	68	105	58	11	2	1	0	0	0	0	0	0	0	0	0	0	265	37.8	30 to 40	87.2	72	27.2	
02/12/2019	15:00	5	8	28	131	150	54	12	1	1	0	0	0	0	0	0	0	0	0	0	390	35.9	30 to 40	85.9	68	17.4	
02/12/2019	16:00	5	14	33	124	109	32	6	2	0	0	0	0	0	0	0	0	0	0	0	325	34.6	25 to 35	81.8	40	12.3	
02/12/2019	17:00	6	11	34	109	130	47	14	2	0	0	0	0	0	0	0	0	0	0	0	353	36.1	30 to 40	81.0	63	17.8	
02/12/2019	18:00	8	12	19	65	91	42	15	2	0	0	0	0	0	0	0	0	0	0	0	254	37.5	30 to 40	78.0	59	23.2	
02/12/2019	19:00	4	3	8	24	59	34	5	2	1	0	0	0	0	0	0	0	0	0	0	140	38.1	30 to 40	83.6	42	30.0	
02/12/2019	20:00	0	3	9	23	48	18	4	2	0	0	0	0	0	0	0	0	0	0	0	107	37.2	30 to 40	83.2	24	22.4	
02/12/2019	21:00	1	0	4	20	26	14	6	1	0	0	0	0	0	0	0	0	0	0	0	72	38.6	30 to 40	83.3	21	29.2	
02/12/2019	22:00	0	4	3	8	14	2	6	0	0	0	0	0	0	0	0	0	0	0	0	37	40	25 to 35	67.6	8	21.6	
02/12/2019	23:00	0	0	3	3	5	2	3	1	0	0	0	0	0	0	0	0	0	0	0	17	41.7	25 to 35	64.7	6	35.3	
24 Hr Summary		67	122	288	1128	1296	518	129	18	8	0	0	0	0	0	0	0	0	0	0	3574	36.3	30 to 40	82.3	673	18.8	

Incoming Histogram

Tithe Barn Lane December 2019

from Thu-Nov-28-2019-09-00-AM to Fri-Dec-20-2019-11-59-AM

Date	Starting Hr:min	<15	15 to <20	20 to <25	25 to <30	30 to <35	35 to <40	40 to <45	45 to <50	50 to <55	55 to <60	60 to <65	65 to <70	70 to <75	75 to <80	80 to <85	85 to <90	90 to <95	95 to <100	100 to >105	Total Counts	85pct Speed	10MPH Pace	% in pace	# of Speeders	% Speeders
03/12/2019	00:00	0	0	1	1	4	3	1	0	0	0	0	0	0	0	0	0	0	0	0	10	38.3	30 to 40	80.0	4	40.0
03/12/2019	01:00	2	0	0	0	0	2	0	1	0	0	0	0	0	0	0	0	0	0	0	5	40	40 to 50	60.0	3	60.0
03/12/2019	02:00	0	0	0	0	0	0	0	0	0	0	0	0	0	0	0	0	0	0	0	0	0	*	*	*	*
03/12/2019	03:00	0	0	0	0	1	3	1	0	0	0	0	0	0	0	0	0	0	0	0	5	40	35 to 45	100.0	4	80.0
03/12/2019	04:00	2	0	1	1	2	1	2	0	1	0	0	0	0	0	0	0	0	0	0	10	42.5	35 to 45	50.0	4	40.0
03/12/2019	05:00	1	1	0	3	5	6	3	2	0	0	0	0	0	0	0	0	0	0	0	21	43.3	30 to 40	66.7	11	52.4
03/12/2019	06:00	2	1	2	18	21	16	1	1	0	0	0	0	0	0	0	0	0	0	0	62	37.8	30 to 40	88.7	18	29.0
03/12/2019	07:00	2	2	14	52	65	35	3	0	0	0	0	0	0	0	0	0	0	0	0	173	36.7	30 to 40	87.9	38	22.0
03/12/2019	08:00	4	9	17	104	131	45	11	1	0	0	0	0	0	0	0	0	0	0	0	322	36	30 to 40	87.0	57	17.7
03/12/2019	09:00	5	7	19	86	90	45	7	0	0	0	0	0	0	0	0	0	0	0	0	259	36.4	30 to 40	85.3	52	20.1
03/12/2019	10:00	5	1	5	54	88	28	4	0	0	0	0	0	0	0	0	0	0	0	0	185	35.7	30 to 40	91.9	32	17.3
03/12/2019	11:00	1	2	18	54	69	29	6	1	0	0	0	0	0	0	0	0	0	0	0	180	36.6	30 to 40	84.4	36	20.0
03/12/2019	12:00	4	2	10	47	83	36	5	3	0	0	0	0	0	0	0	0	0	0	0	190	37.2	30 to 40	87.4	44	23.2
03/12/2019	13:00	3	1	12	48	81	35	5	0	2	0	0	0	0	0	0	0	0	0	0	187	37	30 to 40	87.7	42	22.5
03/12/2019	14:00	6	10	21	70	80	39	4	0	0	0	0	0	0	0	0	0	0	0	0	230	36.2	30 to 40	82.2	43	18.7
03/12/2019	15:00	10	8	33	127	135	41	9	0	0	0	0	0	0	0	0	0	0	0	0	363	34.9	30 to 40	83.5	50	13.8
03/12/2019	16:00	12	17	42	119	111	31	5	1	0	0	0	0	0	0	0	0	0	0	0	338	34.4	25 to 35	80.5	37	10.9
03/12/2019	17:00	7	21	28	152	128	31	10	3	0	0	0	0	0	0	0	0	0	0	0	380	34.5	30 to 40	81.8	44	11.6
03/12/2019	18:00	12	12	25	89	82	42	7	0	0	0	0	0	0	0	0	0	0	0	0	269	36.1	30 to 40	79.2	49	18.2
03/12/2019	19:00	3	2	4	48	49	26	9	2	0	0	0	0	0	0	0	0	0	0	0	143	38.1	30 to 40	86.0	37	25.9
03/12/2019	20:00	1	5	8	32	45	14	8	3	1	0	0	0	0	0	0	0	0	0	0	117	37.9	30 to 40	77.8	26	22.2
03/12/2019	21:00	1	2	3	15	20	11	2	1	0	0	0	0	0	0	0	0	0	0	0	55	37.7	30 to 40	83.6	14	25.5
03/12/2019	22:00	0	0	2	9	13	10	4	1	1	1	0	0	0	0	0	0	0	0	0	41	41.2	30 to 40	78.0	17	41.5
03/12/2019	23:00	0	0	1	2	6	3	2	0	0	0	0	0	0	0	0	0	0	0	0	14	40	30 to 40	78.6	5	35.7
24 Hr Summary		83	103	266	1131	1309	532	109	20	5	1	0	0	0	0	0	0	0	0	0	3559	36.2	30 to 40	83.5	667	18.7



Incoming Histogram

Tithe Barn Lane December 2019

from Thu-Nov-28-2019-09-00-AM to Fri-Dec-20-2019-11-59-AM

Date	Starting Hr:min	<15	15 to <20	20 to <25	25 to <30	30 to <35	35 to <40	40 to <45	45 to <50	50 to <55	55 to <60	60 to <65	65 to <70	70 to <75	75 to <80	80 to <85	85 to <90	90 to <95	95 to <100	100 to >105	Total Counts	85pct Speed	10MPH Pace	% in pace	# of Speeders	% Speeders	
04/12/2019	00:00	0	0	1	5	3	4	2	1	0	1	0	0	0	0	0	0	0	0	0	0	17	42.5	30 to 40	70.6	8	47.1
04/12/2019	01:00	0	0	0	0	0	0	0	0	0	0	0	0	0	0	0	0	0	0	0	0	0	0	*	*	*	*
04/12/2019	02:00	0	0	1	1	0	0	0	0	0	0	0	0	0	0	0	0	0	0	0	0	2	30	20 to 30	100.0	*	*
04/12/2019	03:00	0	0	0	0	1	0	0	0	0	0	0	0	0	0	0	0	0	0	0	0	1	35	25 to 35	100.0	*	*
04/12/2019	04:00	1	0	0	2	2	0	3	2	0	0	0	0	0	0	0	0	0	0	0	0	10	45	35 to 45	50.0	5	50.0
04/12/2019	05:00	0	1	1	4	5	5	6	1	1	0	0	0	0	0	0	0	0	0	0	0	24	43.3	35 to 45	66.7	13	54.2
04/12/2019	06:00	4	3	3	15	38	13	0	1	0	0	0	0	0	0	0	0	0	0	0	0	77	35.8	30 to 40	85.7	14	18.2
04/12/2019	07:00	2	8	12	60	75	33	9	2	0	0	0	0	0	0	0	0	0	0	0	0	201	37.1	30 to 40	83.6	44	21.9
04/12/2019	08:00	3	4	21	82	128	48	10	1	0	0	0	0	0	0	0	0	0	0	0	0	297	36.5	30 to 40	86.9	59	19.9
04/12/2019	09:00	7	4	11	79	83	32	6	0	0	0	0	0	0	0	0	0	0	0	0	0	222	35.8	30 to 40	87.4	38	17.1
04/12/2019	10:00	3	6	14	70	83	24	7	3	0	0	0	0	0	0	0	0	0	0	0	0	210	35.4	30 to 40	84.3	34	16.2
04/12/2019	11:00	5	6	10	55	69	33	6	3	0	0	0	0	0	0	0	0	0	0	0	0	187	37.1	30 to 40	84.0	42	22.5
04/12/2019	12:00	6	1	6	52	76	43	6	0	0	0	0	0	0	0	0	0	0	0	0	0	190	37.4	30 to 40	90.0	49	25.8
04/12/2019	13:00	4	5	14	63	68	32	11	1	0	0	0	0	0	0	0	0	0	0	0	0	198	37.2	30 to 40	82.3	44	22.2
04/12/2019	14:00	2	13	16	70	107	51	8	0	0	0	0	0	0	0	0	0	0	0	0	0	267	36.9	30 to 40	85.4	59	22.1
04/12/2019	15:00	22	18	46	145	109	41	8	0	0	0	0	0	0	0	0	0	0	0	0	0	389	34.6	25 to 35	77.1	49	12.6
04/12/2019	16:00	14	8	25	95	139	39	6	4	0	0	0	0	0	0	0	0	0	0	0	0	330	35	30 to 40	82.7	49	14.8
04/12/2019	17:00	11	20	51	122	130	39	9	1	0	0	0	0	0	0	0	0	0	0	0	0	383	34.7	25 to 35	79.1	49	12.8
04/12/2019	18:00	5	7	11	71	82	59	12	2	0	0	0	0	0	0	0	0	0	0	0	0	249	38.1	30 to 40	85.1	73	29.3
04/12/2019	19:00	9	8	16	54	58	33	6	1	0	0	0	0	0	0	0	0	0	0	0	0	185	36.8	30 to 40	78.4	40	21.6
04/12/2019	20:00	3	3	4	26	39	28	6	1	0	0	0	0	0	0	0	0	0	0	0	0	110	38.4	30 to 40	84.5	35	31.8
04/12/2019	21:00	1	0	3	15	26	11	4	3	0	0	0	0	0	0	0	0	0	0	0	0	63	39.1	30 to 40	82.5	18	28.6
04/12/2019	22:00	1	0	5	9	14	8	2	4	1	1	1	0	0	0	0	0	0	0	0	0	46	45	30 to 40	67.4	17	37.0
04/12/2019	23:00	0	1	4	6	5	6	0	1	1	1	0	0	0	0	0	0	0	0	0	0	25	39.2	30 to 40	68.0	9	36.0
24 Hr Summary		103	116	275	1101	1340	582	127	32	3	3	1	0	0	0	0	0	0	0	0	3683	36.7	30 to 40	82.1	748	20.3	

Incoming Histogram

Tithe Barn Lane December 2019

from Thu-Nov-28-2019-09-00-AM to Fri-Dec-20-2019-11-59-AM

Date	Starting Hr:min	<15	15 to <20	20 to <25	25 to <30	30 to <35	35 to <40	40 to <45	45 to <50	50 to <55	55 to <60	60 to <65	65 to <70	70 to <75	75 to <80	80 to <85	85 to <90	90 to <95	95 to <100	100 to >105	Total Counts	85pct Speed	10MPH Pace	% in pace	# of Speeders	% Speeders	
05/12/2019	00:00	0	0	1	8	3	2	0	0	1	0	0	0	0	0	0	0	0	0	0	0	15	37.5	30 to 40	86.7	3	20.0
05/12/2019	01:00	0	0	0	0	0	1	1	0	0	0	0	0	0	0	0	0	0	0	0	0	2	45	35 to 45	100.0	2	100.0
05/12/2019	02:00	0	0	0	0	0	0	0	0	0	0	0	0	0	0	0	0	0	0	0	0	0	0	*	*	*	*
05/12/2019	03:00	0	1	0	0	0	1	0	0	0	0	0	0	0	0	0	0	0	0	0	0	2	40	10 to 20	50.0	1	50.0
05/12/2019	04:00	1	1	1	1	2	1	3	1	0	0	0	0	0	0	0	0	0	0	0	0	11	43.3	35 to 45	54.5	5	45.5
05/12/2019	05:00	0	0	0	2	14	5	2	0	0	0	0	0	0	0	0	0	0	0	0	0	23	39	30 to 40	91.3	7	30.4
05/12/2019	06:00	4	0	1	13	25	17	1	0	0	0	0	0	0	0	0	0	0	0	0	0	61	37.6	30 to 40	90.2	18	29.5
05/12/2019	07:00	5	9	11	66	75	24	10	0	0	0	0	0	0	0	0	0	0	0	0	0	200	35.8	30 to 40	82.5	34	17.0
05/12/2019	08:00	3	12	13	106	117	38	6	1	0	0	0	0	0	0	0	0	0	0	0	0	296	35.1	30 to 40	88.2	45	15.2
05/12/2019	09:00	4	9	26	77	84	33	8	0	0	0	0	0	0	0	0	0	0	0	0	0	241	35.8	30 to 40	80.5	41	17.0
05/12/2019	10:00	1	3	4	49	60	28	7	1	0	0	0	0	0	0	0	0	0	0	0	0	153	37.3	30 to 40	89.5	36	23.5
05/12/2019	11:00	4	4	13	69	81	27	12	0	0	0	0	0	0	0	0	0	0	0	0	0	210	36.3	30 to 40	84.3	39	18.6
05/12/2019	12:00	2	7	12	51	74	52	7	0	0	0	0	0	0	0	0	0	0	0	0	0	205	37.7	30 to 40	86.3	59	28.8
05/12/2019	13:00	3	4	8	59	83	28	8	2	0	0	0	0	0	0	0	0	0	0	0	0	195	36.6	30 to 40	87.2	38	19.5
05/12/2019	14:00	9	7	17	58	96	23	6	0	0	0	0	0	0	0	0	0	0	0	0	0	216	34.8	30 to 40	81.9	29	13.4
05/12/2019	15:00	3	10	42	149	156	37	5	1	0	0	0	0	0	0	0	0	0	0	0	0	403	34.5	25 to 35	86.1	43	10.7
05/12/2019	16:00	7	17	41	124	113	34	5	1	0	0	0	0	0	0	0	0	0	0	0	0	342	34.5	25 to 35	81.3	40	11.7
05/12/2019	17:00	10	13	30	132	125	34	3	2	0	0	0	0	0	0	0	0	0	0	0	0	349	34.5	30 to 40	83.4	39	11.2
05/12/2019	18:00	3	14	39	95	93	42	5	1	0	0	0	0	0	0	0	0	0	0	0	0	292	35.5	30 to 40	78.8	48	16.4
05/12/2019	19:00	3	8	10	31	47	27	3	1	0	1	0	0	0	0	0	0	0	0	0	0	131	37.2	30 to 40	80.2	32	24.4
05/12/2019	20:00	2	8	3	24	44	29	6	0	0	0	0	0	0	0	0	0	0	0	0	0	116	38.1	30 to 40	83.6	35	30.2
05/12/2019	21:00	2	5	8	16	27	15	6	2	1	0	1	0	0	0	0	0	0	0	0	0	83	39.3	30 to 40	69.9	25	30.1
05/12/2019	22:00	3	1	2	16	14	5	3	2	0	0	0	0	0	0	0	0	0	0	0	0	46	38	30 to 40	76.1	10	21.7
05/12/2019	23:00	0	0	3	10	6	4	3	0	0	0	0	0	0	0	0	0	0	0	0	0	26	38.8	30 to 40	76.9	7	26.9
24 Hr Summary		69	133	285	1156	1339	507	110	15	2	1	1	0	0	0	0	0	0	0	0	0	3618	35.9	30 to 40	83.0	636	17.6

Incoming Histogram

Tithe Barn Lane December 2019

from Thu-Nov-28-2019-09-00-AM to Fri-Dec-20-2019-11-59-AM

Date	Starting Hr:min	<15	15 to <20	20 to <25	25 to <30	30 to <35	35 to <40	40 to <45	45 to <50	50 to <55	55 to <60	60 to <65	65 to <70	70 to <75	75 to <80	80 to <85	85 to <90	90 to <95	95 to <100	100 to >105	Total Counts	85pct Speed	10MPH Pace	% in pace	# of Speeders	% Speeders
06/12/2019	00:00	0	0	1	6	3	4	2	1	0	0	0	0	0	0	0	0	0	0	0	17	40	30 to 40	76.5	7	41.2
06/12/2019	01:00	0	0	0	0	3	1	1	0	1	0	0	0	0	0	0	0	0	0	0	6	45	35 to 45	83.3	3	50.0
06/12/2019	02:00	0	0	0	0	1	1	0	0	0	0	0	0	0	0	0	0	0	0	0	2	40	30 to 40	100.0	1	50.0
06/12/2019	03:00	0	0	0	2	1	1	0	0	0	0	0	0	0	0	0	0	0	0	0	4	35	30 to 40	100.0	1	25.0
06/12/2019	04:00	16	1	0	0	1	1	1	1	0	0	0	0	0	0	0	0	0	0	0	21	35	10 to 20	81.0	3	14.3
06/12/2019	05:00	45	0	1	2	6	3	4	1	1	0	1	0	0	0	0	0	0	0	0	64	35	5 to 15	70.3	10	15.6
06/12/2019	06:00	3	0	3	14	24	15	6	1	0	0	0	0	0	0	0	0	0	0	0	66	39	30 to 40	80.3	22	33.3
06/12/2019	07:00	7	6	5	64	75	31	6	2	1	0	0	0	0	0	0	0	0	0	0	197	36.6	30 to 40	86.3	40	20.3
06/12/2019	08:00	30	18	22	89	97	35	4	3	0	0	0	0	0	0	0	0	0	0	0	298	34.8	30 to 40	74.2	42	14.1
06/12/2019	09:00	2	0	11	85	108	46	6	1	0	0	0	0	0	0	0	0	0	0	0	259	36.5	30 to 40	92.3	53	20.5
06/12/2019	10:00	4	2	11	44	62	32	4	1	0	0	0	0	0	0	0	0	0	0	0	160	37	30 to 40	86.3	37	23.1
06/12/2019	11:00	11	2	9	61	83	32	7	1	0	0	0	0	0	0	0	0	0	0	0	206	36.4	30 to 40	85.4	40	19.4
06/12/2019	12:00	2	6	7	52	98	37	12	2	0	1	0	0	0	0	0	0	0	0	0	217	37.6	30 to 40	86.2	52	24.0
06/12/2019	13:00	15	3	8	58	96	37	6	2	0	0	0	0	0	0	0	0	0	0	0	225	36.5	30 to 40	84.9	45	20.0
06/12/2019	14:00	5	8	14	111	102	29	4	2	0	0	0	0	0	0	0	0	0	0	0	275	34.7	30 to 40	88.0	35	12.7
06/12/2019	15:00	90	21	47	150	100	21	4	0	0	0	0	0	0	0	0	0	0	0	0	433	33	25 to 35	68.6	25	5.8
06/12/2019	16:00	23	8	37	125	98	41	5	2	0	0	0	0	0	0	0	0	0	0	0	339	34.8	30 to 40	77.9	48	14.2
06/12/2019	17:00	3	13	26	98	131	51	14	3	0	0	0	0	0	0	0	0	0	0	0	339	36.7	30 to 40	82.6	68	20.1
06/12/2019	18:00	3	6	17	70	88	49	13	4	0	0	0	0	0	0	0	0	0	0	0	250	37.9	30 to 40	82.8	66	26.4
06/12/2019	19:00	0	2	11	44	63	31	9	6	0	0	0	0	0	0	0	0	0	0	0	166	38.4	30 to 40	83.1	46	27.7
06/12/2019	20:00	0	1	3	18	39	28	9	0	0	0	1	0	0	0	0	0	0	0	0	99	39.1	30 to 40	85.9	38	38.4
06/12/2019	21:00	3	2	5	24	25	20	3	2	0	0	1	0	0	0	0	0	0	0	0	85	38.2	30 to 40	81.2	26	30.6
06/12/2019	22:00	2	2	4	14	22	12	9	3	1	0	0	0	0	0	0	0	0	0	0	69	41.7	30 to 40	69.6	25	36.2
06/12/2019	23:00	0	0	3	11	20	13	6	1	0	0	0	0	0	0	0	0	0	0	0	54	39.6	30 to 40	81.5	20	37.0
24 Hr Summary		264	101	245	1142	1346	571	135	39	4	1	3	0	0	0	0	0	0	0	0	3851	36.5	30 to 40	79.4	753	19.6

Incoming Histogram

Tithe Barn Lane December 2019

from Thu-Nov-28-2019-09-00-AM to Fri-Dec-20-2019-11-59-AM

Date	Starting Hr:min	<15	15 to <20	20 to <25	25 to <30	30 to <35	35 to <40	40 to <45	45 to <50	50 to <55	55 to <60	60 to <65	65 to <70	70 to <75	75 to <80	80 to <85	85 to <90	90 to <95	95 to <100	100 to >105	Total Counts	85pct Speed	10MPH Pace	% in pace	# of Speeders	% Speeders	
07/12/2019	00:00	0	2	1	10	10	6	0	0	1	0	0	0	0	0	0	0	0	0	0	0	30	37.5	30 to 40	86.7	7	23.3
07/12/2019	01:00	0	2	1	1	7	6	3	3	0	0	0	0	0	0	0	0	0	0	0	0	23	45	35 to 45	69.6	12	52.2
07/12/2019	02:00	1	0	0	1	2	1	1	0	0	0	0	0	0	0	0	0	0	0	0	0	6	40	30 to 40	66.7	2	33.3
07/12/2019	03:00	0	1	2	1	2	2	1	0	0	1	0	0	0	0	0	0	0	0	0	0	10	40	25 to 35	50.0	4	40.0
07/12/2019	04:00	0	1	0	2	3	0	3	0	0	0	0	0	0	0	0	0	0	0	0	0	9	43.3	35 to 45	66.7	3	33.3
07/12/2019	05:00	0	0	1	1	4	2	1	0	0	0	0	0	0	0	0	0	0	0	0	0	9	40	30 to 40	77.8	3	33.3
07/12/2019	06:00	0	0	0	8	5	5	3	0	0	0	0	0	0	0	0	0	0	0	0	0	21	40	30 to 40	85.7	8	38.1
07/12/2019	07:00	0	1	0	17	30	13	6	0	0	0	0	0	0	0	0	0	0	0	0	0	67	38.5	30 to 40	89.6	19	28.4
07/12/2019	08:00	3	2	5	24	58	36	9	1	2	0	0	0	0	0	0	0	0	0	0	0	140	38.8	30 to 40	84.3	48	34.3
07/12/2019	09:00	2	1	5	47	60	35	13	2	0	0	0	0	0	0	0	0	0	0	0	0	165	38.6	30 to 40	86.1	50	30.3
07/12/2019	10:00	5	8	9	73	97	51	8	2	0	0	0	0	0	0	0	0	0	0	0	0	253	37.3	30 to 40	87.4	61	24.1
07/12/2019	11:00	8	6	14	63	95	53	17	0	1	0	0	0	0	0	0	0	0	0	0	0	257	38	30 to 40	82.1	71	27.6
07/12/2019	12:00	7	5	16	41	92	49	17	2	0	0	0	0	0	0	0	0	0	0	0	0	229	38.5	30 to 40	79.5	68	29.7
07/12/2019	13:00	2	4	15	55	79	57	15	1	1	0	0	0	0	0	0	0	0	0	0	0	229	38.5	30 to 40	83.4	74	32.3
07/12/2019	14:00	5	8	16	51	80	50	17	1	1	0	0	0	0	0	0	0	0	0	0	0	229	38.5	30 to 40	79.0	69	30.1
07/12/2019	15:00	3	9	12	40	89	43	14	6	0	0	0	0	0	0	0	0	0	0	0	0	216	38.6	30 to 40	79.6	63	29.2
07/12/2019	16:00	4	8	9	45	88	48	16	2	0	0	0	0	0	0	0	0	0	0	0	0	220	38.4	30 to 40	82.3	66	30.0
07/12/2019	17:00	9	7	14	66	75	28	9	5	1	0	0	0	0	0	0	0	0	0	0	0	214	37	30 to 40	79.0	43	20.1
07/12/2019	18:00	6	2	14	42	54	29	9	3	0	0	0	0	0	0	0	0	0	0	0	0	159	37.9	30 to 40	78.6	41	25.8
07/12/2019	19:00	3	2	9	26	48	32	8	0	1	0	0	0	0	0	0	0	0	0	0	0	129	38.4	30 to 40	82.2	41	31.8
07/12/2019	20:00	5	3	7	24	24	21	9	2	1	0	1	0	0	0	0	0	0	0	0	0	97	39.5	30 to 40	71.1	34	35.1
07/12/2019	21:00	0	1	4	17	18	18	9	6	2	0	0	0	0	0	0	0	0	0	0	0	75	43.3	30 to 40	70.7	35	46.7
07/12/2019	22:00	3	3	3	22	23	20	8	1	2	0	0	0	0	0	0	0	0	0	0	0	85	39.5	30 to 40	76.5	31	36.5
07/12/2019	23:00	0	0	3	15	25	21	3	4	2	0	0	0	0	0	0	0	0	0	0	0	73	39.5	30 to 40	83.6	30	41.1
24 Hr Summary		66	76	160	692	1068	626	199	41	15	1	1	0	0	0	0	0	0	0	0	0	2945	38.5	30 to 40	81.0	883	30.0

Incoming Histogram

Tithe Barn Lane December 2019

from Thu-Nov-28-2019-09-00-AM to Fri-Dec-20-2019-11-59-AM

Date	Starting Hr:min	<15	15 to <20	20 to <25	25 to <30	30 to <35	35 to <40	40 to <45	45 to <50	50 to <55	55 to <60	60 to <65	65 to <70	70 to <75	75 to <80	80 to <85	85 to <90	90 to <95	95 to <100	100 to >105	Total Counts	85pct Speed	10MPH Pace	% in pace	# of Speeders	% Speeders
08/12/2019	00:00	0	0	1	8	17	8	8	0	0	2	0	0	0	0	0	0	0	0	0	44	41.9	30 to 40	75.0	18	40.9
08/12/2019	01:00	0	0	2	9	5	6	4	1	0	0	0	0	0	0	0	0	0	0	0	27	41.2	30 to 40	74.1	11	40.7
08/12/2019	02:00	92	2	2	0	0	2	1	1	0	1	0	0	0	0	0	0	0	0	0	101	14	10 to 20	93.1	5	5.0
08/12/2019	03:00	166	5	2	2	2	4	1	2	0	0	0	0	0	0	0	0	0	0	0	184	13.9	10 to 20	92.9	7	3.8
08/12/2019	04:00	0	0	0	2	1	1	0	1	0	0	0	0	0	0	0	0	0	0	0	5	40	30 to 40	80.0	2	40.0
08/12/2019	05:00	0	0	0	2	2	1	1	1	0	0	0	0	0	0	0	0	0	0	0	7	45	30 to 40	71.4	3	42.9
08/12/2019	06:00	31	1	0	3	4	4	2	0	0	0	0	0	0	0	0	0	0	0	0	45	33.8	10 to 20	71.1	6	13.3
08/12/2019	07:00	0	0	1	9	9	8	4	0	0	0	0	0	0	0	0	0	0	0	0	31	39.4	30 to 40	83.9	12	38.7
08/12/2019	08:00	1	2	2	8	18	12	4	5	0	0	0	0	0	0	0	0	0	0	0	52	41.2	30 to 40	73.1	21	40.4
08/12/2019	09:00	2	5	8	28	44	31	12	2	0	0	0	0	0	0	0	0	0	0	0	132	39	30 to 40	78.0	45	34.1
08/12/2019	10:00	0	4	5	42	76	32	12	3	0	0	0	0	0	0	0	0	0	0	0	174	38.3	30 to 40	86.2	47	27.0
08/12/2019	11:00	11	6	14	35	73	50	16	5	2	0	0	0	0	0	0	0	0	0	0	212	39.1	30 to 40	74.5	73	34.4
08/12/2019	12:00	8	6	14	36	81	53	15	3	0	0	0	0	0	0	0	0	0	0	0	216	38.7	30 to 40	78.7	71	32.9
08/12/2019	13:00	5	6	9	31	71	59	21	5	0	0	0	0	0	0	0	0	0	0	0	207	39.6	30 to 40	77.8	85	41.1
08/12/2019	14:00	5	6	14	29	76	30	11	2	1	0	0	0	0	0	0	0	0	0	0	174	38	30 to 40	77.6	44	25.3
08/12/2019	15:00	23	2	5	36	55	30	9	2	2	0	0	0	0	0	0	0	0	0	0	164	38	30 to 40	73.8	43	26.2
08/12/2019	16:00	78	4	9	35	77	44	14	2	2	0	0	0	0	0	0	0	0	0	0	265	37.5	30 to 40	58.9	62	23.4
08/12/2019	17:00	2	10	22	35	61	30	8	1	0	0	0	0	0	0	0	0	0	0	0	169	37.3	30 to 40	74.6	39	23.1
08/12/2019	18:00	2	3	4	29	35	35	11	4	1	0	0	0	0	0	0	0	0	0	0	124	39.6	30 to 40	79.8	51	41.1
08/12/2019	19:00	3	4	3	22	36	15	7	4	0	0	0	0	0	0	0	0	0	0	0	94	39	30 to 40	77.7	26	27.7
08/12/2019	20:00	1	1	3	16	26	11	10	1	0	0	0	0	0	0	0	0	0	0	0	69	40.5	30 to 40	76.8	22	31.9
08/12/2019	21:00	0	0	1	14	11	10	4	0	0	0	0	0	0	0	0	0	0	0	0	40	39	30 to 40	87.5	14	35.0
08/12/2019	22:00	0	1	2	3	11	10	4	1	0	0	0	0	0	0	0	0	0	0	0	32	40	35 to 45	78.1	15	46.9
08/12/2019	23:00	0	0	2	4	11	5	1	2	1	0	0	0	0	0	0	0	0	0	0	26	40	30 to 40	76.9	9	34.6
24 Hr Summary		430	68	125	438	802	491	180	48	9	3	0	0	0	0	0	0	0	0	0	2594	38.5	30 to 40	66.7	731	28.2

Incoming Histogram

Tithe Barn Lane December 2019

from Thu-Nov-28-2019-09-00-AM to Fri-Dec-20-2019-11-59-AM

Date	Starting Hr:min	<15	15 to <20	20 to <25	25 to <30	30 to <35	35 to <40	40 to <45	45 to <50	50 to <55	55 to <60	60 to <65	65 to <70	70 to <75	75 to <80	80 to <85	85 to <90	90 to <95	95 to <100	100 to >105	Total Counts	85pct Speed	10MPH Pace	% in pace	# of Speeders	% Speeders	
09/12/2019	00:00	53	0	1	1	2	1	0	4	1	0	0	0	0	0	0	0	0	0	0	0	63	25	5 to 15	84.1	6	9.5
09/12/2019	01:00	121	1	0	1	2	1	0	0	0	0	0	0	0	0	0	0	0	0	0	0	126	13.2	10 to 20	96.8	1	0.8
09/12/2019	02:00	0	0	1	0	1	0	0	0	0	0	0	0	0	0	0	0	0	0	0	0	2	35	25 to 35	100.0	*	*
09/12/2019	03:00	1	0	0	1	0	0	0	0	0	0	0	0	0	0	0	0	0	0	0	0	2	30	5 to 15	50.0	*	*
09/12/2019	04:00	1	0	0	3	1	0	6	0	0	0	0	0	0	0	0	0	0	0	0	0	11	43.3	35 to 45	63.6	6	54.5
09/12/2019	05:00	32	1	1	6	7	5	2	0	1	0	0	0	0	0	0	0	0	0	0	0	55	35	10 to 20	60.0	8	14.5
09/12/2019	06:00	2	3	3	13	19	12	4	1	1	0	0	0	0	0	0	0	0	0	0	0	58	38.8	30 to 40	75.9	18	31.0
09/12/2019	07:00	2	4	9	50	80	35	5	0	0	0	0	0	0	0	0	0	0	0	0	0	185	36.7	30 to 40	89.2	40	21.6
09/12/2019	08:00	3	6	18	86	115	32	9	0	0	0	0	0	0	0	0	0	0	0	0	0	269	35.2	30 to 40	86.6	41	15.2
09/12/2019	09:00	3	5	12	65	99	60	10	1	0	0	0	0	0	0	0	0	0	0	0	0	255	37.8	30 to 40	87.8	71	27.8
09/12/2019	10:00	3	3	3	41	67	40	16	1	1	0	0	0	0	0	0	0	0	0	0	0	175	39	30 to 40	84.6	58	33.1
09/12/2019	11:00	3	4	6	54	102	42	14	4	0	1	0	0	0	0	0	0	0	0	0	0	230	38.2	30 to 40	86.1	61	26.5
09/12/2019	12:00	3	7	10	38	95	50	9	3	1	0	0	0	0	0	0	0	0	0	0	0	216	38.1	30 to 40	84.7	63	29.2
09/12/2019	13:00	3	1	10	37	63	57	13	6	1	0	0	0	0	0	0	0	0	0	0	0	191	39.2	30 to 40	82.2	77	40.3
09/12/2019	14:00	1	5	9	57	87	66	19	5	0	0	0	0	0	0	0	0	0	0	0	0	249	39	30 to 40	84.3	90	36.1
09/12/2019	15:00	8	11	46	139	123	50	10	2	0	0	0	0	0	0	0	0	0	0	0	0	389	35.4	30 to 40	80.2	62	15.9
09/12/2019	16:00	7	23	48	112	94	30	12	6	0	0	0	0	0	0	0	0	0	0	0	0	332	34.9	25 to 35	76.5	48	14.5
09/12/2019	17:00	4	18	37	112	134	56	8	1	0	0	0	0	0	0	0	0	0	0	0	0	370	35.8	30 to 40	81.6	65	17.6
09/12/2019	18:00	5	9	12	46	78	36	15	0	1	0	0	0	0	0	0	0	0	0	0	0	202	38.1	30 to 40	79.2	52	25.7
09/12/2019	19:00	6	4	13	36	43	25	8	3	0	0	0	0	0	0	0	0	0	0	0	0	138	38	30 to 40	75.4	36	26.1
09/12/2019	20:00	1	10	7	25	39	28	5	3	0	0	0	0	0	0	0	0	0	0	0	0	118	38.2	30 to 40	78.0	36	30.5
09/12/2019	21:00	2	3	2	8	14	12	7	6	0	0	0	0	0	0	0	0	0	0	0	0	54	43.6	30 to 40	63.0	25	46.3
09/12/2019	22:00	1	0	1	11	13	13	7	0	0	1	0	0	0	0	0	0	0	0	0	0	47	40.7	30 to 40	78.7	21	44.7
09/12/2019	23:00	1	1	0	5	3	6	4	1	0	0	0	0	0	0	0	0	0	0	0	0	21	42.5	30 to 40	66.7	11	52.4
24 Hr Summary		266	119	249	947	1281	657	183	47	7	2	0	0	0	0	0	0	0	0	0	0	3758	37.5	30 to 40	76.8	896	23.8

Incoming Histogram

Tithe Barn Lane December 2019

from Thu-Nov-28-2019-09-00-AM to Fri-Dec-20-2019-11-59-AM

Date	Starting Hr:min	<15	15 to <20	20 to <25	25 to <30	30 to <35	35 to <40	40 to <45	45 to <50	50 to <55	55 to <60	60 to <65	65 to <70	70 to <75	75 to <80	80 to <85	85 to <90	90 to <95	95 to <100	100 to >105	Total Counts	85pct Speed	10MPH Pace	% in pace	# of Speeders	% Speeders	
10/12/2019	00:00	0	0	0	3	3	7	2	0	0	0	0	0	0	0	0	0	0	0	0	0	15	40	30 to 40	86.7	9	60.0
10/12/2019	01:00	0	0	1	0	2	2	0	0	0	0	0	0	0	0	0	0	0	0	0	0	5	37.5	30 to 40	80.0	2	40.0
10/12/2019	02:00	1	0	2	0	0	0	1	0	0	0	0	0	0	0	0	0	0	0	0	0	4	25	15 to 25	75.0	1	25.0
10/12/2019	03:00	0	0	0	0	1	0	0	0	0	0	0	0	0	0	0	0	0	0	0	0	1	35	25 to 35	100.0	*	*
10/12/2019	04:00	1	0	0	0	2	1	2	1	0	0	0	0	0	0	0	0	0	0	0	0	7	45	35 to 45	71.4	4	57.1
10/12/2019	05:00	1	0	0	4	7	7	3	0	1	0	0	0	0	0	0	0	0	0	0	0	23	41.7	30 to 40	78.3	11	47.8
10/12/2019	06:00	1	2	0	16	25	19	2	2	1	0	0	0	0	0	0	0	0	0	0	0	68	38.7	30 to 40	88.2	24	35.3
10/12/2019	07:00	3	3	14	59	69	38	6	2	0	0	0	0	0	0	0	0	0	0	0	0	194	37.2	30 to 40	85.6	46	23.7
10/12/2019	08:00	3	7	17	109	91	39	12	2	0	0	0	0	0	0	0	0	0	0	0	0	280	36.4	30 to 40	85.4	53	18.9
10/12/2019	09:00	2	3	3	79	95	47	7	3	0	0	0	0	0	0	0	0	0	0	0	0	239	37.2	30 to 40	92.5	57	23.8
10/12/2019	10:00	2	7	17	67	63	35	9	3	0	0	0	0	0	0	0	0	0	0	0	0	203	37.4	30 to 40	81.3	47	23.2
10/12/2019	11:00	7	12	10	42	60	38	11	1	0	0	0	0	0	0	0	0	0	0	0	0	181	38	30 to 40	77.3	50	27.6
10/12/2019	12:00	6	5	5	51	70	51	14	1	0	1	0	0	0	0	0	0	0	0	0	0	204	38.5	30 to 40	84.3	67	32.8
10/12/2019	13:00	3	2	7	64	69	45	23	4	1	0	0	0	0	0	0	0	0	0	0	0	218	39.4	30 to 40	81.7	73	33.5
10/12/2019	14:00	5	3	20	55	77	45	18	3	1	0	0	0	0	0	0	0	0	0	0	0	227	38.7	30 to 40	78.0	67	29.5
10/12/2019	15:00	5	15	36	142	129	50	11	0	0	0	0	0	0	0	0	0	0	0	0	0	388	35.3	30 to 40	82.7	61	15.7
10/12/2019	16:00	8	16	29	106	125	42	12	1	0	0	0	0	0	0	0	0	0	0	0	0	339	35.5	30 to 40	80.5	55	16.2
10/12/2019	17:00	3	7	35	100	114	49	16	1	0	0	0	0	0	0	0	0	0	0	0	0	325	36.7	30 to 40	80.9	66	20.3
10/12/2019	18:00	1	3	14	69	63	50	10	2	0	0	0	0	0	0	0	0	0	0	0	0	212	38	30 to 40	85.8	62	29.2
10/12/2019	19:00	0	8	7	28	51	26	7	7	0	0	0	0	0	0	0	0	0	0	0	0	134	38.8	30 to 40	78.4	40	29.9
10/12/2019	20:00	5	2	12	20	55	18	9	2	0	0	0	0	0	0	0	0	0	0	0	0	123	38.1	30 to 40	75.6	29	23.6
10/12/2019	21:00	0	3	2	18	23	15	4	1	0	0	0	0	0	0	0	0	0	0	0	0	66	38.3	30 to 40	84.8	20	30.3
10/12/2019	22:00	53	1	2	7	17	9	11	2	0	1	0	0	0	0	0	0	0	0	0	0	103	39.4	10 to 20	52.4	23	22.3
10/12/2019	23:00	0	1	2	4	8	7	4	2	0	1	0	0	0	0	0	0	0	0	0	0	29	43.8	30 to 40	65.5	14	48.3
24 Hr Summary		110	100	235	1043	1219	640	194	40	4	3	0	0	0	0	0	0	0	0	0	0	3588	37.7	30 to 40	80.9	881	24.6

Incoming Histogram

Tithe Barn Lane December 2019

from Thu-Nov-28-2019-09-00-AM to Fri-Dec-20-2019-11-59-AM

Date	Starting Hr:min	<15	15 to <20	20 to <25	25 to <30	30 to <35	35 to <40	40 to <45	45 to <50	50 to <55	55 to <60	60 to <65	65 to <70	70 to <75	75 to <80	80 to <85	85 to <90	90 to <95	95 to <100	100 to >105	Total Counts	85pct Speed	10MPH Pace	% in pace	# of Speeders	% Speeders
11/12/2019	00:00	0	0	1	1	5	3	1	1	0	0	0	0	0	0	0	0	0	0	0	12	40	30 to 40	75.0	5	41.7
11/12/2019	01:00	0	0	0	2	0	2	0	0	2	0	0	0	0	0	0	0	0	0	0	6	52.5	30 to 40	66.7	4	66.7
11/12/2019	02:00	2	0	2	0	0	1	1	0	0	0	0	0	0	0	0	0	0	0	0	6	40	15 to 25	66.7	2	33.3
11/12/2019	03:00	1	0	0	0	1	0	0	0	0	0	0	0	0	0	0	0	0	0	0	2	35	5 to 15	50.0	*	*
11/12/2019	04:00	0	0	1	3	1	4	2	0	1	0	0	0	0	0	0	0	0	0	0	12	42.5	30 to 40	66.7	7	58.3
11/12/2019	05:00	1	0	1	5	4	7	3	1	0	0	0	0	0	0	0	0	0	0	0	22	41.7	30 to 40	72.7	11	50.0
11/12/2019	06:00	1	0	1	8	30	14	8	2	2	0	0	0	0	0	0	0	0	0	0	66	41.2	30 to 40	78.8	26	39.4
11/12/2019	07:00	0	5	4	53	56	36	13	2	0	0	0	0	0	0	0	0	0	0	0	169	38.6	30 to 40	85.8	51	30.2
11/12/2019	08:00	2	6	9	66	95	48	15	3	1	0	0	0	0	0	0	0	0	0	0	245	38.1	30 to 40	85.3	67	27.3
11/12/2019	09:00	3	0	4	70	92	51	14	3	0	0	0	0	0	0	0	0	0	0	0	237	38.1	30 to 40	89.9	68	28.7
11/12/2019	10:00	0	7	10	43	75	39	5	0	1	0	0	0	0	0	0	0	0	0	0	180	37.3	30 to 40	87.2	45	25.0
11/12/2019	11:00	1	3	18	49	67	47	19	1	0	0	0	0	0	0	0	0	0	0	0	205	38.8	30 to 40	79.5	67	32.7
11/12/2019	12:00	3	4	14	49	73	54	15	3	0	0	0	0	0	0	0	0	0	0	0	215	38.7	30 to 40	81.9	72	33.5
11/12/2019	13:00	9	13	8	46	79	53	13	3	1	0	0	0	0	0	0	0	0	0	0	225	38.4	30 to 40	79.1	70	31.1
11/12/2019	14:00	25	5	21	78	83	34	11	1	0	0	0	0	0	0	0	0	0	0	0	258	36	30 to 40	75.6	46	17.8
11/12/2019	15:00	47	7	38	130	118	37	6	0	0	0	0	0	0	0	0	0	0	0	0	383	34.4	25 to 35	74.7	43	11.2
11/12/2019	16:00	5	4	15	101	122	37	9	2	0	0	0	0	0	0	0	0	0	0	0	295	35.5	30 to 40	88.1	48	16.3
11/12/2019	17:00	8	19	42	128	119	54	18	3	0	0	0	0	0	0	0	0	0	0	0	391	36.5	30 to 40	77.0	75	19.2
11/12/2019	18:00	7	5	12	62	89	44	11	3	1	0	0	0	0	0	0	0	0	0	0	234	37.7	30 to 40	83.3	59	25.2
11/12/2019	19:00	1	6	10	40	45	44	12	1	0	0	0	0	0	0	0	0	0	0	0	159	38.8	30 to 40	81.1	57	35.8
11/12/2019	20:00	0	0	9	24	31	26	10	3	1	0	0	0	0	0	0	0	0	0	0	104	39.6	30 to 40	77.9	40	38.5
11/12/2019	21:00	0	3	7	14	28	16	6	0	1	0	0	0	0	0	0	0	0	0	0	75	38.8	30 to 40	77.3	23	30.7
11/12/2019	22:00	1	1	1	8	16	12	2	3	0	0	0	0	0	0	0	0	0	0	0	44	39.2	30 to 40	81.8	17	38.6
11/12/2019	23:00	0	0	1	7	5	5	5	2	0	0	0	0	0	0	0	0	0	0	0	25	43	30 to 40	68.0	12	48.0
24 Hr Summary		117	88	229	987	1234	668	199	37	11	0	0	0	0	0	0	0	0	0	0	3570	37.8	30 to 40	80.9	915	25.6



Incoming Histogram

Tithe Barn Lane December 2019

from Thu-Nov-28-2019-09-00-AM to Fri-Dec-20-2019-11-59-AM

Date	Starting Hr:min	<15	15 to <20	20 to <25	25 to <30	30 to <35	35 to <40	40 to <45	45 to <50	50 to <55	55 to <60	60 to <65	65 to <70	70 to <75	75 to <80	80 to <85	85 to <90	90 to <95	95 to <100	100 to >105	Total Counts	85pct Speed	10MPH Pace	% in pace	# of Speeders	% Speeders	
12/12/2019	00:00	1	0	0	2	10	4	1	2	0	1	0	0	0	0	0	0	0	0	0	0	21	45	30 to 40	76.2	8	38.1
12/12/2019	01:00	0	0	1	2	1	2	1	0	0	0	0	0	0	0	0	0	0	0	0	0	7	40	30 to 40	71.4	3	42.9
12/12/2019	02:00	0	0	1	0	1	0	0	0	0	0	0	0	0	0	0	0	0	0	0	0	2	35	25 to 35	100.0	*	*
12/12/2019	03:00	1	1	1	0	1	0	0	0	0	0	0	0	0	0	0	0	0	0	0	0	4	25	15 to 25	75.0	*	*
12/12/2019	04:00	0	1	0	3	1	4	2	0	0	0	0	0	0	0	0	0	0	0	0	0	11	40	30 to 40	72.7	6	54.5
12/12/2019	05:00	1	0	2	6	6	2	0	2	1	0	0	0	0	0	0	0	0	0	0	0	20	40	25 to 35	70.0	5	25.0
12/12/2019	06:00	2	3	3	14	21	14	0	0	0	0	0	0	0	0	0	0	0	0	0	0	57	36.8	30 to 40	86.0	14	24.6
12/12/2019	07:00	3	5	12	64	66	32	5	0	0	0	0	0	0	0	0	0	0	0	0	0	187	36.4	30 to 40	86.6	37	19.8
12/12/2019	08:00	5	5	28	113	91	33	6	1	0	0	0	0	0	0	0	0	0	0	0	0	282	34.9	30 to 40	84.0	40	14.2
12/12/2019	09:00	1	8	12	75	92	52	13	1	0	0	0	0	0	0	0	0	0	0	0	0	254	37.7	30 to 40	86.2	66	26.0
12/12/2019	10:00	4	5	13	55	81	31	9	0	0	0	0	0	0	0	0	0	0	0	0	0	198	36.6	30 to 40	84.3	40	20.2
12/12/2019	11:00	2	4	15	59	74	37	11	2	0	0	0	0	0	0	0	0	0	0	0	0	204	37.6	30 to 40	83.3	50	24.5
12/12/2019	12:00	4	5	14	68	64	45	9	1	0	0	0	0	0	0	0	0	0	0	0	0	210	37.6	30 to 40	84.3	55	26.2
12/12/2019	13:00	1	2	14	49	84	41	13	0	0	0	0	1	0	0	0	0	0	0	0	0	205	37.9	30 to 40	84.9	55	26.8
12/12/2019	14:00	10	9	14	75	109	44	11	2	0	0	0	0	0	0	0	0	0	0	0	0	274	36.8	30 to 40	83.2	57	20.8
12/12/2019	15:00	34	10	32	135	116	63	5	1	0	0	0	0	0	0	0	0	0	0	0	0	396	35.8	30 to 40	79.3	69	17.4
12/12/2019	16:00	160	11	46	100	88	28	3	0	0	0	0	0	0	0	0	0	0	0	0	0	436	33.1	25 to 35	53.7	31	7.1
12/12/2019	17:00	27	9	18	94	124	63	8	0	1	1	0	0	0	0	0	0	0	0	0	0	345	36.7	30 to 40	81.4	73	21.2
12/12/2019	18:00	21	2	17	60	101	49	7	1	0	0	0	0	0	0	0	0	0	0	0	0	258	36.8	30 to 40	81.4	57	22.1
12/12/2019	19:00	4	11	10	29	64	29	12	4	0	0	0	0	0	0	0	0	0	0	0	0	163	38.6	30 to 40	74.8	45	27.6
12/12/2019	20:00	3	0	10	47	43	32	8	0	0	0	0	0	0	0	0	0	0	0	0	0	143	38	30 to 40	85.3	40	28.0
12/12/2019	21:00	0	2	3	28	30	17	10	0	0	0	0	0	0	0	0	0	0	0	0	0	90	38.8	30 to 40	83.3	27	30.0
12/12/2019	22:00	0	0	1	14	18	12	7	1	0	0	0	0	0	0	0	0	0	0	0	0	53	40	30 to 40	83.0	20	37.7
12/12/2019	23:00	2	0	9	10	11	5	4	1	0	0	0	0	0	0	0	0	0	0	0	0	42	39	25 to 35	71.4	10	23.8
24 Hr Summary		286	93	276	1102	1297	639	145	19	2	2	0	1	0	0	0	0	0	0	0	0	3862	36.8	30 to 40	78.7	808	20.9

Incoming Histogram

Tithe Barn Lane December 2019

from Thu-Nov-28-2019-09-00-AM to Fri-Dec-20-2019-11-59-AM

Date	Starting Hr:min	<15	15 to <20	20 to <25	25 to <30	30 to <35	35 to <40	40 to <45	45 to <50	50 to <55	55 to <60	60 to <65	65 to <70	70 to <75	75 to <80	80 to <85	85 to <90	90 to <95	95 to <100	100 to >105	Total Counts	85pct Speed	10MPH Pace	% in pace	# of Speeders	% Speeders		
13/12/2019	00:00	238	0	0	3	5	6	1	0	0	0	0	1	0	0	0	0	0	0	0	0	254	9.8	5 to 15	93.7	8	3.1	
13/12/2019	01:00	5	0	0	2	3	3	2	1	0	0	0	0	0	0	0	0	0	0	0	0	16	42.5	30 to 40	50.0	6	37.5	
13/12/2019	02:00	5	1	0	1	2	2	1	0	0	0	0	0	0	0	0	0	0	0	0	0	12	37.5	10 to 20	50.0	3	25.0	
13/12/2019	03:00	266	0	1	0	1	0	0	0	0	0	0	0	0	0	0	0	0	0	0	0	268	9.7	5 to 15	99.3	*	*	
13/12/2019	04:00	72	0	0	2	2	8	2	1	0	0	0	0	0	0	0	0	0	0	0	0	87	30	5 to 15	82.8	11	12.6	
13/12/2019	05:00	47	2	1	3	8	6	2	1	0	0	0	0	0	0	0	0	0	0	0	0	70	34.4	10 to 20	70.0	9	12.9	
13/12/2019	06:00	24	2	1	15	15	14	7	2	0	0	0	0	0	0	0	0	0	0	0	0	80	38.9	30 to 40	55.0	23	28.8	
13/12/2019	07:00	27	3	4	48	71	39	17	2	0	0	0	0	0	0	0	0	0	0	0	0	211	38.3	30 to 40	74.9	58	27.5	
13/12/2019	08:00	33	6	5	71	67	20	6	1	0	0	0	0	0	0	0	0	0	0	0	0	209	34.7	30 to 40	75.6	27	12.9	
13/12/2019	09:00	0	0	0	0	0	0	0	0	0	0	0	0	0	0	0	0	0	0	0	0	0	0	*	*	*	*	
13/12/2019	10:00	0	0	0	0	0	0	0	0	0	0	0	0	0	0	0	0	0	0	0	0	0	0	0	*	*	*	*
13/12/2019	11:00	0	0	0	0	0	0	0	0	0	0	0	0	0	0	0	0	0	0	0	0	0	0	0	*	*	*	*
13/12/2019	12:00	0	0	0	0	0	0	0	0	0	0	0	0	0	0	0	0	0	0	0	0	0	0	0	*	*	*	*
13/12/2019	13:00	0	0	0	0	0	0	0	0	0	0	0	0	0	0	0	0	0	0	0	0	0	0	0	*	*	*	*
13/12/2019	14:00	0	0	0	0	0	0	0	0	0	0	0	0	0	0	0	0	0	0	0	0	0	0	0	*	*	*	*
13/12/2019	15:00	0	0	0	0	0	0	0	0	0	0	0	0	0	0	0	0	0	0	0	0	0	0	0	*	*	*	*
13/12/2019	16:00	0	0	0	0	0	0	0	0	0	0	0	0	0	0	0	0	0	0	0	0	0	0	0	*	*	*	*
13/12/2019	17:00	0	0	0	0	0	0	0	0	0	0	0	0	0	0	0	0	0	0	0	0	0	0	0	*	*	*	*
13/12/2019	18:00	0	0	0	0	0	0	0	0	0	0	0	0	0	0	0	0	0	0	0	0	0	0	0	*	*	*	*
13/12/2019	19:00	0	0	0	0	0	0	0	0	0	0	0	0	0	0	0	0	0	0	0	0	0	0	0	*	*	*	*
13/12/2019	20:00	0	0	0	0	0	0	0	0	0	0	0	0	0	0	0	0	0	0	0	0	0	0	0	*	*	*	*
13/12/2019	21:00	0	0	0	0	0	0	0	0	0	0	0	0	0	0	0	0	0	0	0	0	0	0	0	*	*	*	*
13/12/2019	22:00	0	0	0	0	0	0	0	0	0	0	0	0	0	0	0	0	0	0	0	0	0	0	0	*	*	*	*
13/12/2019	23:00	0	0	0	0	0	0	0	0	0	0	0	0	0	0	0	0	0	0	0	0	0	0	0	*	*	*	*
24 Hr Summary		717	14	12	145	174	98	38	8	0	0	0	1	0	0	0	0	0	0	0	0	1207	34	10 to 20	60.6	145	12.0	

Incoming Histogram

Tithe Barn Lane December 2019

from Thu-Nov-28-2019-09-00-AM to Fri-Dec-20-2019-11-59-AM

Date	Starting Hr:min	<15	15 to <20	20 to <25	25 to <30	30 to <35	35 to <40	40 to <45	45 to <50	50 to <55	55 to <60	60 to <65	65 to <70	70 to <75	75 to <80	80 to <85	85 to <90	90 to <95	95 to <100	100 to >105	Total Counts	85pct Speed	10MPH Pace	% in pace	# of Speeders	% Speeders		
14/12/2019	00:00	0	0	0	0	0	0	0	0	0	0	0	0	0	0	0	0	0	0	0	0	0	0	*	*	*	*	
14/12/2019	01:00	0	0	0	0	0	0	0	0	0	0	0	0	0	0	0	0	0	0	0	0	0	0	0	*	*	*	*
14/12/2019	02:00	0	0	0	0	0	0	0	0	0	0	0	0	0	0	0	0	0	0	0	0	0	0	0	*	*	*	*
14/12/2019	03:00	0	0	0	0	0	0	0	0	0	0	0	0	0	0	0	0	0	0	0	0	0	0	0	*	*	*	*
14/12/2019	04:00	0	0	0	0	0	0	0	0	0	0	0	0	0	0	0	0	0	0	0	0	0	0	0	*	*	*	*
14/12/2019	05:00	0	0	0	0	0	0	0	0	0	0	0	0	0	0	0	0	0	0	0	0	0	0	0	*	*	*	*
14/12/2019	06:00	0	0	0	0	0	0	0	0	0	0	0	0	0	0	0	0	0	0	0	0	0	0	0	*	*	*	*
14/12/2019	07:00	0	0	0	0	0	0	0	0	0	0	0	0	0	0	0	0	0	0	0	0	0	0	0	*	*	*	*
14/12/2019	08:00	0	0	0	0	0	0	0	0	0	0	0	0	0	0	0	0	0	0	0	0	0	0	0	*	*	*	*
14/12/2019	09:00	0	0	0	0	0	0	0	0	0	0	0	0	0	0	0	0	0	0	0	0	0	0	0	*	*	*	*
14/12/2019	10:00	0	0	0	0	0	0	0	0	0	0	0	0	0	0	0	0	0	0	0	0	0	0	0	*	*	*	*
14/12/2019	11:00	0	0	0	0	0	0	0	0	0	0	0	0	0	0	0	0	0	0	0	0	0	0	0	*	*	*	*
14/12/2019	12:00	0	0	0	0	0	0	0	0	0	0	0	0	0	0	0	0	0	0	0	0	0	0	0	*	*	*	*
14/12/2019	13:00	0	0	0	0	0	0	0	0	0	0	0	0	0	0	0	0	0	0	0	0	0	0	0	*	*	*	*
14/12/2019	14:00	0	0	0	0	0	0	0	0	0	0	0	0	0	0	0	0	0	0	0	0	0	0	0	*	*	*	*
14/12/2019	15:00	0	0	0	0	0	0	0	0	0	0	0	0	0	0	0	0	0	0	0	0	0	0	0	*	*	*	*
14/12/2019	16:00	0	0	0	0	0	0	0	0	0	0	0	0	0	0	0	0	0	0	0	0	0	0	0	*	*	*	*
14/12/2019	17:00	0	0	0	0	0	0	0	0	0	0	0	0	0	0	0	0	0	0	0	0	0	0	0	*	*	*	*
14/12/2019	18:00	0	0	0	0	0	0	0	0	0	0	0	0	0	0	0	0	0	0	0	0	0	0	0	*	*	*	*
14/12/2019	19:00	0	0	0	0	0	0	0	0	0	0	0	0	0	0	0	0	0	0	0	0	0	0	0	*	*	*	*
14/12/2019	20:00	0	0	0	0	0	0	0	0	0	0	0	0	0	0	0	0	0	0	0	0	0	0	0	*	*	*	*
14/12/2019	21:00	0	0	0	0	0	0	0	0	0	0	0	0	0	0	0	0	0	0	0	0	0	0	0	*	*	*	*
14/12/2019	22:00	0	0	0	0	0	0	0	0	0	0	0	0	0	0	0	0	0	0	0	0	0	0	0	*	*	*	*
14/12/2019	23:00	0	0	0	0	0	0	0	0	0	0	0	0	0	0	0	0	0	0	0	0	0	0	0	*	*	*	*
24 Hr Summary		0	0	0	0	0	0	0	0	0	0	0	0	0	0	0	0	0	0	0	0	0	0	0	*	*	*	*

Incoming Histogram

Tithe Barn Lane December 2019

from Thu-Nov-28-2019-09-00-AM to Fri-Dec-20-2019-11-59-AM

Date	Starting Hr:min	<15	15 to <20	20 to <25	25 to <30	30 to <35	35 to <40	40 to <45	45 to <50	50 to <55	55 to <60	60 to <65	65 to <70	70 to <75	75 to <80	80 to <85	85 to <90	90 to <95	95 to <100	100 to >105	Total Counts	85pct Speed	10MPH Pace	% in pace	# of Speeders	% Speeders		
15/12/2019	00:00	0	0	0	0	0	0	0	0	0	0	0	0	0	0	0	0	0	0	0	0	0	0	*	*	*	*	
15/12/2019	01:00	0	0	0	0	0	0	0	0	0	0	0	0	0	0	0	0	0	0	0	0	0	0	0	*	*	*	*
15/12/2019	02:00	0	0	0	0	0	0	0	0	0	0	0	0	0	0	0	0	0	0	0	0	0	0	0	*	*	*	*
15/12/2019	03:00	0	0	0	0	0	0	0	0	0	0	0	0	0	0	0	0	0	0	0	0	0	0	0	*	*	*	*
15/12/2019	04:00	0	0	0	0	0	0	0	0	0	0	0	0	0	0	0	0	0	0	0	0	0	0	0	*	*	*	*
15/12/2019	05:00	0	0	0	0	0	0	0	0	0	0	0	0	0	0	0	0	0	0	0	0	0	0	0	*	*	*	*
15/12/2019	06:00	0	0	0	0	0	0	0	0	0	0	0	0	0	0	0	0	0	0	0	0	0	0	0	*	*	*	*
15/12/2019	07:00	0	0	0	0	0	0	0	0	0	0	0	0	0	0	0	0	0	0	0	0	0	0	0	*	*	*	*
15/12/2019	08:00	0	0	0	0	0	0	0	0	0	0	0	0	0	0	0	0	0	0	0	0	0	0	0	*	*	*	*
15/12/2019	09:00	0	0	0	0	0	0	0	0	0	0	0	0	0	0	0	0	0	0	0	0	0	0	0	*	*	*	*
15/12/2019	10:00	0	0	0	0	0	0	0	0	0	0	0	0	0	0	0	0	0	0	0	0	0	0	0	*	*	*	*
15/12/2019	11:00	0	0	0	0	0	0	0	0	0	0	0	0	0	0	0	0	0	0	0	0	0	0	0	*	*	*	*
15/12/2019	12:00	0	0	0	0	0	0	0	0	0	0	0	0	0	0	0	0	0	0	0	0	0	0	0	*	*	*	*
15/12/2019	13:00	0	0	0	0	0	0	0	0	0	0	0	0	0	0	0	0	0	0	0	0	0	0	0	*	*	*	*
15/12/2019	14:00	0	0	0	0	0	0	0	0	0	0	0	0	0	0	0	0	0	0	0	0	0	0	0	*	*	*	*
15/12/2019	15:00	0	0	0	0	0	0	0	0	0	0	0	0	0	0	0	0	0	0	0	0	0	0	0	*	*	*	*
15/12/2019	16:00	0	0	0	0	0	0	0	0	0	0	0	0	0	0	0	0	0	0	0	0	0	0	0	*	*	*	*
15/12/2019	17:00	0	0	0	0	0	0	0	0	0	0	0	0	0	0	0	0	0	0	0	0	0	0	0	*	*	*	*
15/12/2019	18:00	0	0	0	0	0	0	0	0	0	0	0	0	0	0	0	0	0	0	0	0	0	0	0	*	*	*	*
15/12/2019	19:00	0	0	0	0	0	0	0	0	0	0	0	0	0	0	0	0	0	0	0	0	0	0	0	*	*	*	*
15/12/2019	20:00	0	0	0	0	0	0	0	0	0	0	0	0	0	0	0	0	0	0	0	0	0	0	0	*	*	*	*
15/12/2019	21:00	0	0	0	0	0	0	0	0	0	0	0	0	0	0	0	0	0	0	0	0	0	0	0	*	*	*	*
15/12/2019	22:00	0	0	0	0	0	0	0	0	0	0	0	0	0	0	0	0	0	0	0	0	0	0	0	*	*	*	*
15/12/2019	23:00	0	0	0	0	0	0	0	0	0	0	0	0	0	0	0	0	0	0	0	0	0	0	0	*	*	*	*
24 Hr Summary		0	0	0	0	0	0	0	0	0	0	0	0	0	0	0	0	0	0	0	0	0	0	0	*	*	*	*

Incoming Histogram

Tithe Barn Lane December 2019

from Thu-Nov-28-2019-09-00-AM to Fri-Dec-20-2019-11-59-AM

Date	Starting Hr:min	<15	15 to <20	20 to <25	25 to <30	30 to <35	35 to <40	40 to <45	45 to <50	50 to <55	55 to <60	60 to <65	65 to <70	70 to <75	75 to <80	80 to <85	85 to <90	90 to <95	95 to <100	100 to >105	Total Counts	85pct Speed	10MPH Pace	% in pace	# of Speeders	% Speeders			
16/12/2019	00:00	0	0	0	0	0	0	0	0	0	0	0	0	0	0	0	0	0	0	0	0	0	0	*	*	*	*		
16/12/2019	01:00	0	0	0	0	0	0	0	0	0	0	0	0	0	0	0	0	0	0	0	0	0	0	0	*	*	*	*	
16/12/2019	02:00	0	0	0	0	0	0	0	0	0	0	0	0	0	0	0	0	0	0	0	0	0	0	0	*	*	*	*	
16/12/2019	03:00	0	0	0	0	0	0	0	0	0	0	0	0	0	0	0	0	0	0	0	0	0	0	0	*	*	*	*	
16/12/2019	04:00	0	0	0	0	0	0	0	0	0	0	0	0	0	0	0	0	0	0	0	0	0	0	0	*	*	*	*	
16/12/2019	05:00	0	0	0	0	0	0	0	0	0	0	0	0	0	0	0	0	0	0	0	0	0	0	0	*	*	*	*	
16/12/2019	06:00	0	0	0	0	0	0	0	0	0	0	0	0	0	0	0	0	0	0	0	0	0	0	0	*	*	*	*	
16/12/2019	07:00	0	0	0	0	0	0	0	0	0	0	0	0	0	0	0	0	0	0	0	0	0	0	0	*	*	*	*	
16/12/2019	08:00	0	0	0	0	0	0	0	0	0	0	0	0	0	0	0	0	0	0	0	0	0	0	0	*	*	*	*	
16/12/2019	09:00	0	0	0	0	0	0	0	0	0	0	0	0	0	0	0	0	0	0	0	0	0	0	0	*	*	*	*	
16/12/2019	10:00	0	0	0	0	0	0	0	0	0	0	0	0	0	0	0	0	0	0	0	0	0	0	0	*	*	*	*	
16/12/2019	11:00	0	0	0	0	0	0	0	0	0	0	0	0	0	0	0	0	0	0	0	0	0	0	0	*	*	*	*	
16/12/2019	12:00	0	0	0	0	0	0	0	0	0	0	0	0	0	0	0	0	0	0	0	0	0	0	0	*	*	*	*	
16/12/2019	13:00	23	0	0	0	0	0	0	0	0	0	0	0	0	0	0	0	0	0	0	0	23	9.8	5 to 15	100.0	*	*	*	*
16/12/2019	14:00	10	1	0	0	0	0	0	0	0	0	0	0	0	0	0	0	0	0	0	0	11	10	10 to 20	100.0	*	*	*	*
16/12/2019	15:00	8	1	0	0	0	0	0	0	0	0	0	0	0	0	0	0	0	0	0	0	9	10	10 to 20	100.0	*	*	*	*
16/12/2019	16:00	9	0	0	0	0	0	0	0	0	0	0	0	0	0	0	0	0	0	0	0	9	12.5	5 to 15	100.0	*	*	*	*
16/12/2019	17:00	0	0	0	0	0	0	0	0	0	0	0	0	0	0	0	0	0	0	0	0	0	0	0	*	*	*	*	
16/12/2019	18:00	0	0	0	0	0	0	0	0	0	0	0	0	0	0	0	0	0	0	0	0	0	0	0	*	*	*	*	
16/12/2019	19:00	0	0	0	0	0	0	0	0	0	0	0	0	0	0	0	0	0	0	0	0	0	0	0	*	*	*	*	
16/12/2019	20:00	0	0	0	0	0	0	0	0	0	0	0	0	0	0	0	0	0	0	0	0	0	0	0	*	*	*	*	
16/12/2019	21:00	0	0	0	0	0	0	0	0	0	0	0	0	0	0	0	0	0	0	0	0	0	0	0	*	*	*	*	
16/12/2019	22:00	0	0	0	0	0	0	0	0	0	0	0	0	0	0	0	0	0	0	0	0	0	0	0	*	*	*	*	
16/12/2019	23:00	0	0	0	0	0	0	0	0	0	0	0	0	0	0	0	0	0	0	0	0	0	0	0	*	*	*	*	
24 Hr Summary		50	2	0	0	0	0	0	0	0	0	0	0	0	0	0	0	0	0	0	0	52	9.9	10 to 20	100.0	*	*	*	*

Incoming Histogram

Tithe Barn Lane December 2019

from Thu-Nov-28-2019-09-00-AM to Fri-Dec-20-2019-11-59-AM

Date	Starting Hr:min	<15	15 to <20	20 to <25	25 to <30	30 to <35	35 to <40	40 to <45	45 to <50	50 to <55	55 to <60	60 to <65	65 to <70	70 to <75	75 to <80	80 to <85	85 to <90	90 to <95	95 to <100	100 to >105	Total Counts	85pct Speed	10MPH Pace	% in pace	# of Speeders	% Speeders		
17/12/2019	00:00	0	0	0	0	0	0	0	0	0	0	0	0	0	0	0	0	0	0	0	0	0	0	*	*	*	*	
17/12/2019	01:00	0	0	0	0	0	0	0	0	0	0	0	0	0	0	0	0	0	0	0	0	0	0	0	*	*	*	*
17/12/2019	02:00	0	0	0	0	0	0	0	0	0	0	0	0	0	0	0	0	0	0	0	0	0	0	0	*	*	*	*
17/12/2019	03:00	0	0	0	0	0	0	0	0	0	0	0	0	0	0	0	0	0	0	0	0	0	0	0	*	*	*	*
17/12/2019	04:00	0	0	0	0	0	0	0	0	0	0	0	0	0	0	0	0	0	0	0	0	0	0	0	*	*	*	*
17/12/2019	05:00	0	0	0	0	0	0	0	0	0	0	0	0	0	0	0	0	0	0	0	0	0	0	0	*	*	*	*
17/12/2019	06:00	0	0	0	0	0	0	0	0	0	0	0	0	0	0	0	0	0	0	0	0	0	0	0	*	*	*	*
17/12/2019	07:00	0	0	0	0	0	0	0	0	0	0	0	0	0	0	0	0	0	0	0	0	0	0	0	*	*	*	*
17/12/2019	08:00	0	0	0	0	0	0	0	0	0	0	0	0	0	0	0	0	0	0	0	0	0	0	0	*	*	*	*
17/12/2019	09:00	0	0	0	0	0	0	0	0	0	0	0	0	0	0	0	0	0	0	0	0	0	0	0	*	*	*	*
17/12/2019	10:00	0	0	0	0	0	0	0	0	0	0	0	0	0	0	0	0	0	0	0	0	0	0	0	*	*	*	*
17/12/2019	11:00	0	0	0	0	0	0	0	0	0	0	0	0	0	0	0	0	0	0	0	0	0	0	0	*	*	*	*
17/12/2019	12:00	0	0	0	0	0	0	0	0	0	0	0	0	0	0	0	0	0	0	0	0	0	0	0	*	*	*	*
17/12/2019	13:00	0	0	0	0	0	0	0	0	0	0	0	0	0	0	0	0	0	0	0	0	0	0	0	*	*	*	*
17/12/2019	14:00	0	0	0	0	0	0	0	0	0	0	0	0	0	0	0	0	0	0	0	0	0	0	0	*	*	*	*
17/12/2019	15:00	0	0	0	0	0	0	0	0	0	0	0	0	0	0	0	0	0	0	0	0	0	0	0	*	*	*	*
17/12/2019	16:00	0	0	0	0	0	0	0	0	0	0	0	0	0	0	0	0	0	0	0	0	0	0	0	*	*	*	*
17/12/2019	17:00	0	0	0	0	0	0	0	0	0	0	0	0	0	0	0	0	0	0	0	0	0	0	0	*	*	*	*
17/12/2019	18:00	0	0	0	0	0	0	0	0	0	0	0	0	0	0	0	0	0	0	0	0	0	0	0	*	*	*	*
17/12/2019	19:00	0	0	0	0	0	0	0	0	0	0	0	0	0	0	0	0	0	0	0	0	0	0	0	*	*	*	*
17/12/2019	20:00	0	0	0	0	0	0	0	0	0	0	0	0	0	0	0	0	0	0	0	0	0	0	0	*	*	*	*
17/12/2019	21:00	0	0	0	0	0	0	0	0	0	0	0	0	0	0	0	0	0	0	0	0	0	0	0	*	*	*	*
17/12/2019	22:00	0	0	0	0	0	0	0	0	0	0	0	0	0	0	0	0	0	0	0	0	0	0	0	*	*	*	*
17/12/2019	23:00	0	0	0	0	0	0	0	0	0	0	0	0	0	0	0	0	0	0	0	0	0	0	0	*	*	*	*
24 Hr Summary		0	0	0	0	0	0	0	0	0	0	0	0	0	0	0	0	0	0	0	0	0	0	0	*	*	*	*

Incoming Histogram

Tithe Barn Lane December 2019

from Thu-Nov-28-2019-09-00-AM to Fri-Dec-20-2019-11-59-AM

Date	Starting Hr:min	<15	15 to <20	20 to <25	25 to <30	30 to <35	35 to <40	40 to <45	45 to <50	50 to <55	55 to <60	60 to <65	65 to <70	70 to <75	75 to <80	80 to <85	85 to <90	90 to <95	95 to <100	100 to >105	Total Counts	85pct Speed	10MPH Pace	% in pace	# of Speeders	% Speeders		
18/12/2019	00:00	0	0	0	0	0	0	0	0	0	0	0	0	0	0	0	0	0	0	0	0	0	0	*	*	*	*	
18/12/2019	01:00	0	0	0	0	0	0	0	0	0	0	0	0	0	0	0	0	0	0	0	0	0	0	0	*	*	*	*
18/12/2019	02:00	0	0	0	0	0	0	0	0	0	0	0	0	0	0	0	0	0	0	0	0	0	0	0	*	*	*	*
18/12/2019	03:00	0	0	0	0	0	0	0	0	0	0	0	0	0	0	0	0	0	0	0	0	0	0	0	*	*	*	*
18/12/2019	04:00	0	0	0	0	0	0	0	0	0	0	0	0	0	0	0	0	0	0	0	0	0	0	0	*	*	*	*
18/12/2019	05:00	0	0	0	0	0	0	0	0	0	0	0	0	0	0	0	0	0	0	0	0	0	0	0	*	*	*	*
18/12/2019	06:00	0	0	0	0	0	0	0	0	0	0	0	0	0	0	0	0	0	0	0	0	0	0	0	*	*	*	*
18/12/2019	07:00	0	0	0	0	0	0	0	0	0	0	0	0	0	0	0	0	0	0	0	0	0	0	0	*	*	*	*
18/12/2019	08:00	0	0	0	0	0	0	0	0	0	0	0	0	0	0	0	0	0	0	0	0	0	0	0	*	*	*	*
18/12/2019	09:00	0	0	0	0	0	0	0	0	0	0	0	0	0	0	0	0	0	0	0	0	0	0	0	*	*	*	*
18/12/2019	10:00	0	0	0	0	0	0	0	0	0	0	0	0	0	0	0	0	0	0	0	0	0	0	0	*	*	*	*
18/12/2019	11:00	0	0	0	0	0	0	0	0	0	0	0	0	0	0	0	0	0	0	0	0	0	0	0	*	*	*	*
18/12/2019	12:00	0	0	0	0	0	0	0	0	0	0	0	0	0	0	0	0	0	0	0	0	0	0	0	*	*	*	*
18/12/2019	13:00	0	0	0	0	0	0	0	0	0	0	0	0	0	0	0	0	0	0	0	0	0	0	0	*	*	*	*
18/12/2019	14:00	0	0	0	0	0	0	0	0	0	0	0	0	0	0	0	0	0	0	0	0	0	0	0	*	*	*	*
18/12/2019	15:00	0	0	0	0	0	0	0	0	0	0	0	0	0	0	0	0	0	0	0	0	0	0	0	*	*	*	*
18/12/2019	16:00	0	0	0	0	0	0	0	0	0	0	0	0	0	0	0	0	0	0	0	0	0	0	0	*	*	*	*
18/12/2019	17:00	0	0	0	0	0	0	0	0	0	0	0	0	0	0	0	0	0	0	0	0	0	0	0	*	*	*	*
18/12/2019	18:00	0	0	0	0	0	0	0	0	0	0	0	0	0	0	0	0	0	0	0	0	0	0	0	*	*	*	*
18/12/2019	19:00	0	0	0	0	0	0	0	0	0	0	0	0	0	0	0	0	0	0	0	0	0	0	0	*	*	*	*
18/12/2019	20:00	0	0	0	0	0	0	0	0	0	0	0	0	0	0	0	0	0	0	0	0	0	0	0	*	*	*	*
18/12/2019	21:00	0	0	0	0	0	0	0	0	0	0	0	0	0	0	0	0	0	0	0	0	0	0	0	*	*	*	*
18/12/2019	22:00	0	0	0	0	0	0	0	0	0	0	0	0	0	0	0	0	0	0	0	0	0	0	0	*	*	*	*
18/12/2019	23:00	0	0	0	0	0	0	0	0	0	0	0	0	0	0	0	0	0	0	0	0	0	0	0	*	*	*	*
24 Hr Summary		0	0	0	0	0	0	0	0	0	0	0	0	0	0	0	0	0	0	0	0	0	0	0	*	*	*	*

Incoming Histogram

Tithe Barn Lane December 2019

from Thu-Nov-28-2019-09-00-AM to Fri-Dec-20-2019-11-59-AM

Date	Starting Hr:min	<15	15 to <20	20 to <25	25 to <30	30 to <35	35 to <40	40 to <45	45 to <50	50 to <55	55 to <60	60 to <65	65 to <70	70 to <75	75 to <80	80 to <85	85 to <90	90 to <95	95 to <100	100 to >105	Total Counts	85pct Speed	10MPH Pace	% in pace	# of Speeders	% Speeders	
19/12/2019	00:00	0	0	0	0	0	0	0	0	0	0	0	0	0	0	0	0	0	0	0	0	0	0	*	*	*	*
19/12/2019	01:00	0	0	0	0	0	0	0	0	0	0	0	0	0	0	0	0	0	0	0	0	0	0	*	*	*	*
19/12/2019	02:00	0	0	0	0	0	0	0	0	0	0	0	0	0	0	0	0	0	0	0	0	0	0	*	*	*	*
19/12/2019	03:00	0	0	0	0	0	0	0	0	0	0	0	0	0	0	0	0	0	0	0	0	0	0	*	*	*	*
19/12/2019	04:00	0	0	0	0	0	0	0	0	0	0	0	0	0	0	0	0	0	0	0	0	0	0	*	*	*	*
19/12/2019	05:00	0	0	0	0	0	0	0	0	0	0	0	0	0	0	0	0	0	0	0	0	0	0	*	*	*	*
19/12/2019	06:00	0	0	0	0	0	0	0	0	0	0	0	0	0	0	0	0	0	0	0	0	0	0	*	*	*	*
19/12/2019	07:00	0	0	0	0	0	0	0	0	0	0	0	0	0	0	0	0	0	0	0	0	0	0	*	*	*	*
19/12/2019	08:00	0	0	0	0	0	0	0	0	0	0	0	0	0	0	0	0	0	0	0	0	0	0	*	*	*	*
19/12/2019	09:00	0	0	0	0	0	0	0	0	0	0	0	0	0	0	0	0	0	0	0	0	0	0	*	*	*	*
19/12/2019	10:00	0	0	0	0	0	0	0	0	0	0	0	0	0	0	0	0	0	0	0	0	0	0	*	*	*	*
19/12/2019	11:00	0	0	0	0	0	0	0	0	0	0	0	0	0	0	0	0	0	0	0	0	0	0	*	*	*	*
19/12/2019	12:00	0	0	0	0	0	0	0	0	0	0	0	0	0	0	0	0	0	0	0	0	0	0	*	*	*	*
19/12/2019	13:00	0	0	0	0	0	0	0	0	0	0	0	0	0	0	0	0	0	0	0	0	0	0	*	*	*	*
19/12/2019	14:00	60	5	0	0	0	0	0	0	0	0	0	0	0	0	0	0	0	0	0	0	65	11.4	10 to 20	100.0	*	*
19/12/2019	15:00	64	11	0	0	0	0	0	0	0	0	0	0	0	0	0	0	0	0	0	0	75	15	10 to 20	100.0	*	*
19/12/2019	16:00	47	1	0	0	0	0	0	0	0	0	0	0	0	0	0	0	0	0	0	0	48	9.7	10 to 20	100.0	*	*
19/12/2019	17:00	0	0	0	0	0	0	0	0	0	0	0	0	0	0	0	0	0	0	0	0	0	0	*	*	*	*
19/12/2019	18:00	0	0	0	0	0	0	0	0	0	0	0	0	0	0	0	0	0	0	0	0	0	0	*	*	*	*
19/12/2019	19:00	0	0	0	0	0	0	0	0	0	0	0	0	0	0	0	0	0	0	0	0	0	0	*	*	*	*
19/12/2019	20:00	0	0	0	0	0	0	0	0	0	0	0	0	0	0	0	0	0	0	0	0	0	0	*	*	*	*
19/12/2019	21:00	0	0	0	0	0	0	0	0	0	0	0	0	0	0	0	0	0	0	0	0	0	0	*	*	*	*
19/12/2019	22:00	0	0	0	0	0	0	0	0	0	0	0	0	0	0	0	0	0	0	0	0	0	0	*	*	*	*
19/12/2019	23:00	0	0	0	0	0	0	0	0	0	0	0	0	0	0	0	0	0	0	0	0	0	0	*	*	*	*
24 Hr Summary		171	17	0	0	0	0	0	0	0	0	0	0	0	0	0	0	0	0	0	0	188	11.8	10 to 20	100.0	*	



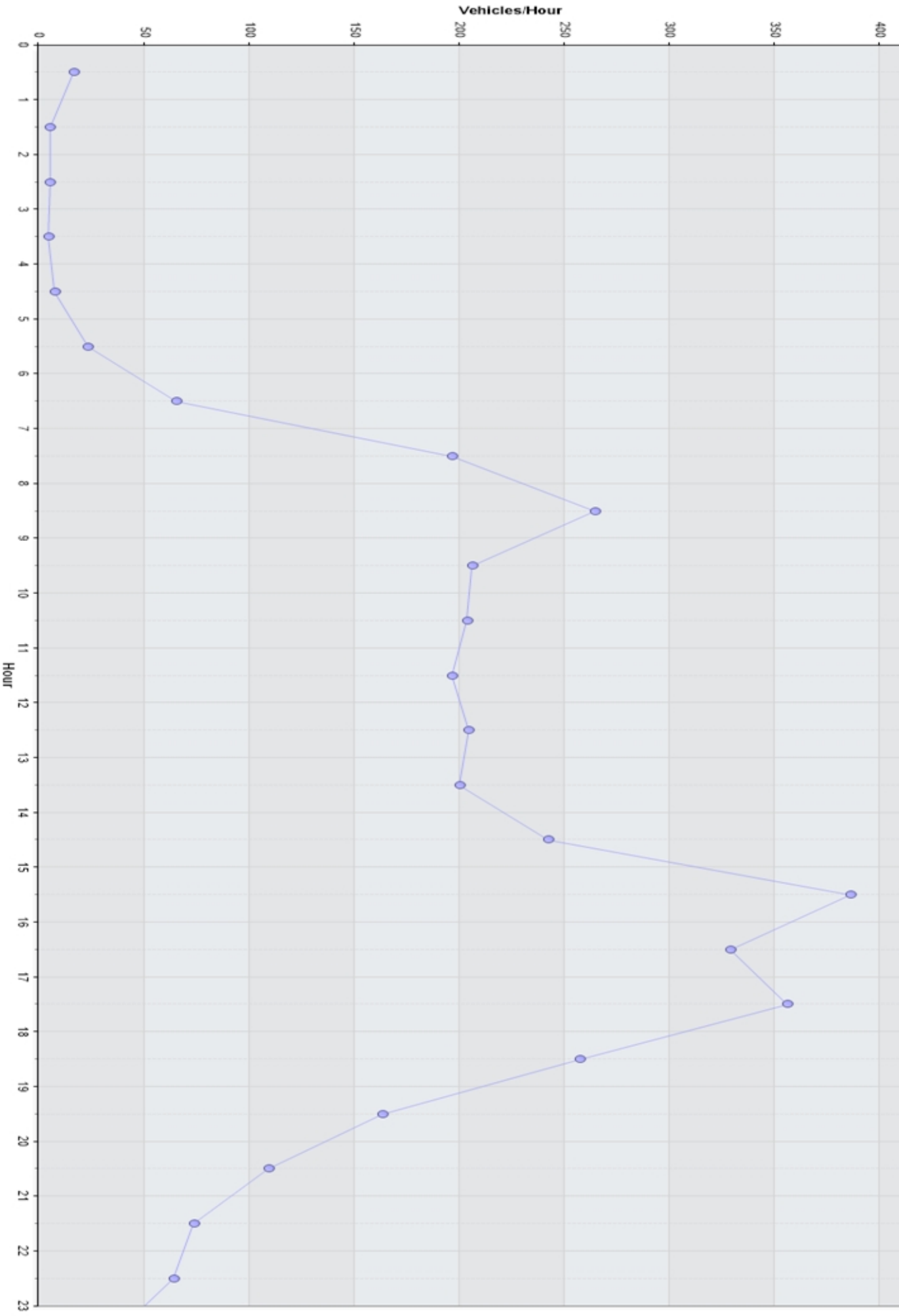
Incoming Histogram

Tithe Barn Lane December 2019

from Thu-Nov-28-2019-09-00-AM to Fri-Dec-20-2019-11-59-AM

Date	Starting Hr:min	<15	15 to <20	20 to <25	25 to <30	30 to <35	35 to <40	40 to <45	45 to <50	50 to <55	55 to <60	60 to <65	65 to <70	70 to <75	75 to <80	80 to <85	85 to <90	90 to <95	95 to <100	100 to >105	Total Counts	85pct Speed	10MPH Pace	% in pace	# of Speeders	% Speeders			
20/12/2019	00:00	0	0	0	0	0	0	0	0	0	0	0	0	0	0	0	0	0	0	0	0	0	0	*	*	*	*		
20/12/2019	01:00	0	0	0	0	0	0	0	0	0	0	0	0	0	0	0	0	0	0	0	0	0	0	0	*	*	*	*	
20/12/2019	02:00	0	0	0	0	0	0	0	0	0	0	0	0	0	0	0	0	0	0	0	0	0	0	0	*	*	*	*	
20/12/2019	03:00	0	0	0	0	0	0	0	0	0	0	0	0	0	0	0	0	0	0	0	0	0	0	0	*	*	*	*	
20/12/2019	04:00	0	0	0	0	0	0	0	0	0	0	0	0	0	0	0	0	0	0	0	0	0	0	0	*	*	*	*	
20/12/2019	05:00	0	0	0	0	0	0	0	0	0	0	0	0	0	0	0	0	0	0	0	0	0	0	0	*	*	*	*	
20/12/2019	06:00	0	0	0	0	0	0	0	0	0	0	0	0	0	0	0	0	0	0	0	0	0	0	0	*	*	*	*	
20/12/2019	07:00	0	0	0	0	0	0	0	0	0	0	0	0	0	0	0	0	0	0	0	0	0	0	0	*	*	*	*	
20/12/2019	08:00	0	0	0	0	0	0	0	0	0	0	0	0	0	0	0	0	0	0	0	0	0	0	0	*	*	*	*	
20/12/2019	09:00	0	0	0	0	0	0	0	0	0	0	0	0	0	0	0	0	0	0	0	0	0	0	0	*	*	*	*	
20/12/2019	10:00	0	0	0	0	0	0	0	0	0	0	0	0	0	0	0	0	0	0	0	0	0	0	0	*	*	*	*	
20/12/2019	11:00	0	0	0	0	0	0	0	0	0	0	0	0	0	0	0	0	0	0	0	0	0	0	0	*	*	*	*	
20/12/2019	12:00	*	*	*	*	*	*	*	*	*	*	*	*	*	*	*	*	*	*	*	*	*	*	*	*	*	*	*	*
20/12/2019	13:00	*	*	*	*	*	*	*	*	*	*	*	*	*	*	*	*	*	*	*	*	*	*	*	*	*	*	*	*
20/12/2019	14:00	*	*	*	*	*	*	*	*	*	*	*	*	*	*	*	*	*	*	*	*	*	*	*	*	*	*	*	*
20/12/2019	15:00	*	*	*	*	*	*	*	*	*	*	*	*	*	*	*	*	*	*	*	*	*	*	*	*	*	*	*	*
20/12/2019	16:00	*	*	*	*	*	*	*	*	*	*	*	*	*	*	*	*	*	*	*	*	*	*	*	*	*	*	*	*
20/12/2019	17:00	*	*	*	*	*	*	*	*	*	*	*	*	*	*	*	*	*	*	*	*	*	*	*	*	*	*	*	*
20/12/2019	18:00	*	*	*	*	*	*	*	*	*	*	*	*	*	*	*	*	*	*	*	*	*	*	*	*	*	*	*	*
20/12/2019	19:00	*	*	*	*	*	*	*	*	*	*	*	*	*	*	*	*	*	*	*	*	*	*	*	*	*	*	*	*
20/12/2019	20:00	*	*	*	*	*	*	*	*	*	*	*	*	*	*	*	*	*	*	*	*	*	*	*	*	*	*	*	*
20/12/2019	21:00	*	*	*	*	*	*	*	*	*	*	*	*	*	*	*	*	*	*	*	*	*	*	*	*	*	*	*	*
20/12/2019	22:00	*	*	*	*	*	*	*	*	*	*	*	*	*	*	*	*	*	*	*	*	*	*	*	*	*	*	*	*
20/12/2019	23:00	*	*	*	*	*	*	*	*	*	*	*	*	*	*	*	*	*	*	*	*	*	*	*	*	*	*	*	*
24 Hr Summary		0	0	0	0	0	0	0	0	0	0	0	0	0	0	0	0	0	0	0	0	0	0	0	*	*	*	*	

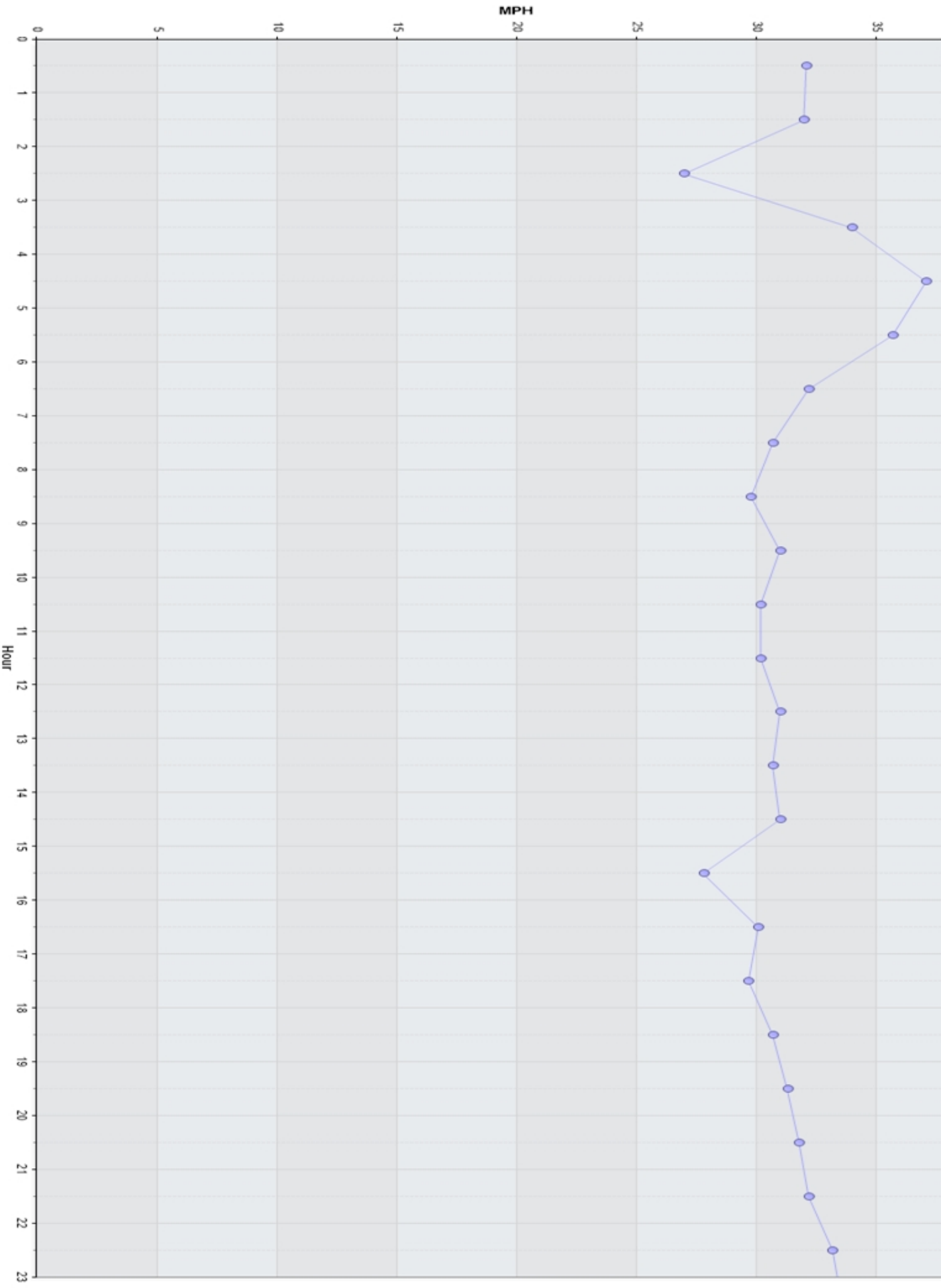
Average Weekly Volumes



Tithe Barn Lane December 2019

Incoming: Average Hourly WEEKDAY Speeds for Week of 25/11/2019  
Average Hourly WEEKDAY Speeds By Hour (25/11/2019) — Average Hourly WEEKDAY Speeds By Hour (25/11/2019)

Average Weekly Speeds



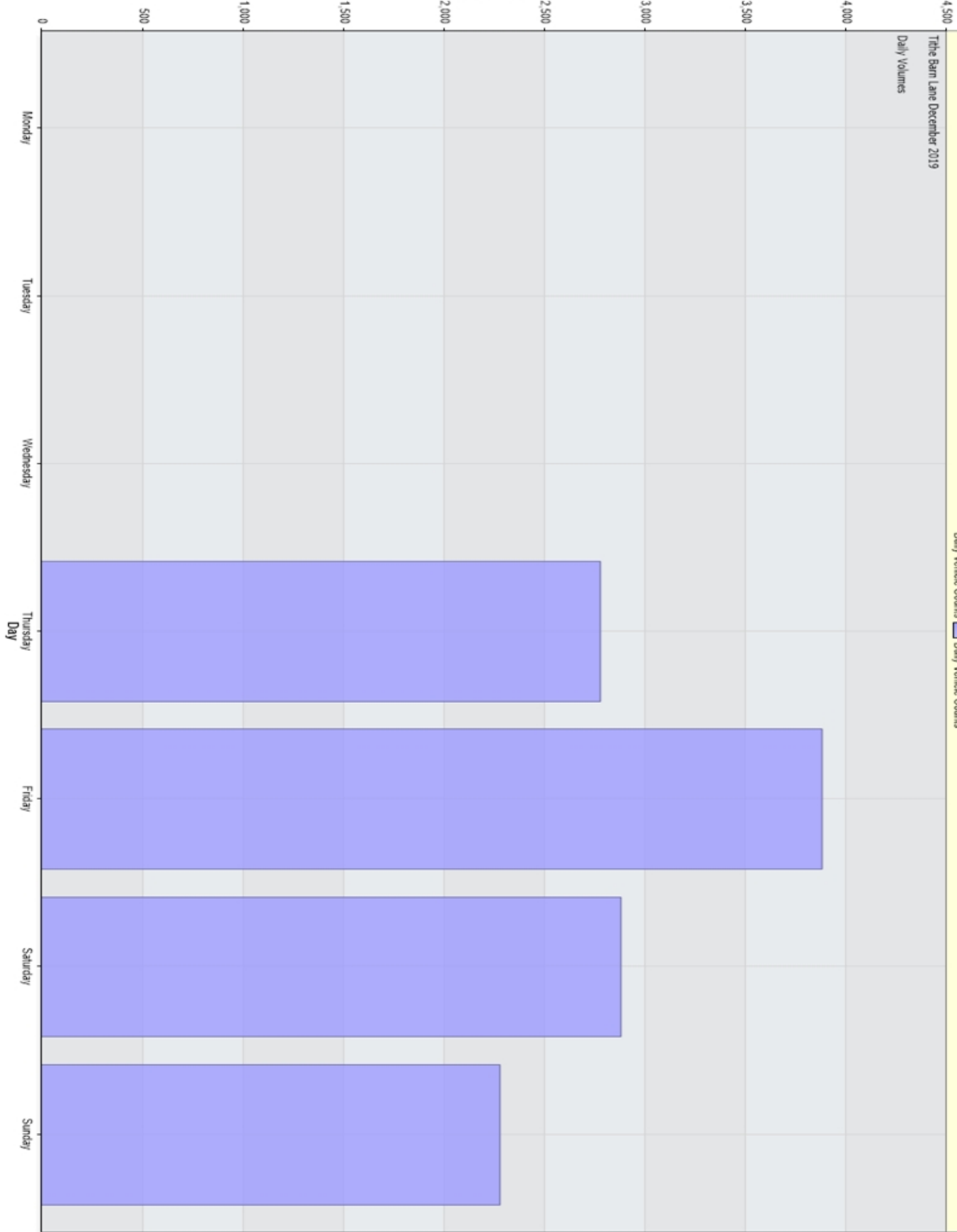
Incoming: Daily Volume for Week of 25/11/2019

Daily Vehicle Counts

Daily Vehicle Counts

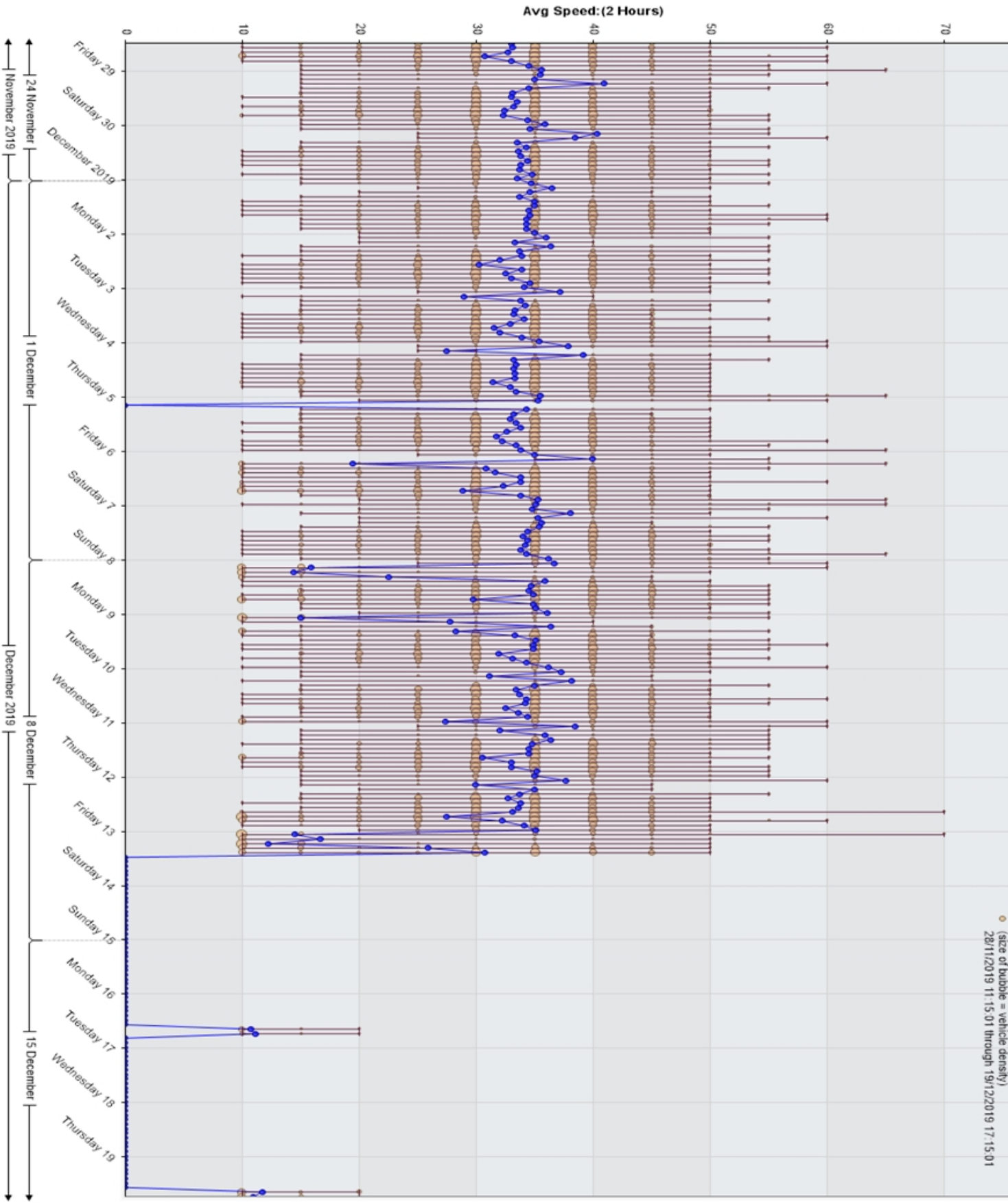
Tithe Barn Lane December 2019  
Daily Volumes

Vehicles



Ttthe Barrn Lane December 2019

Average Speed Chart

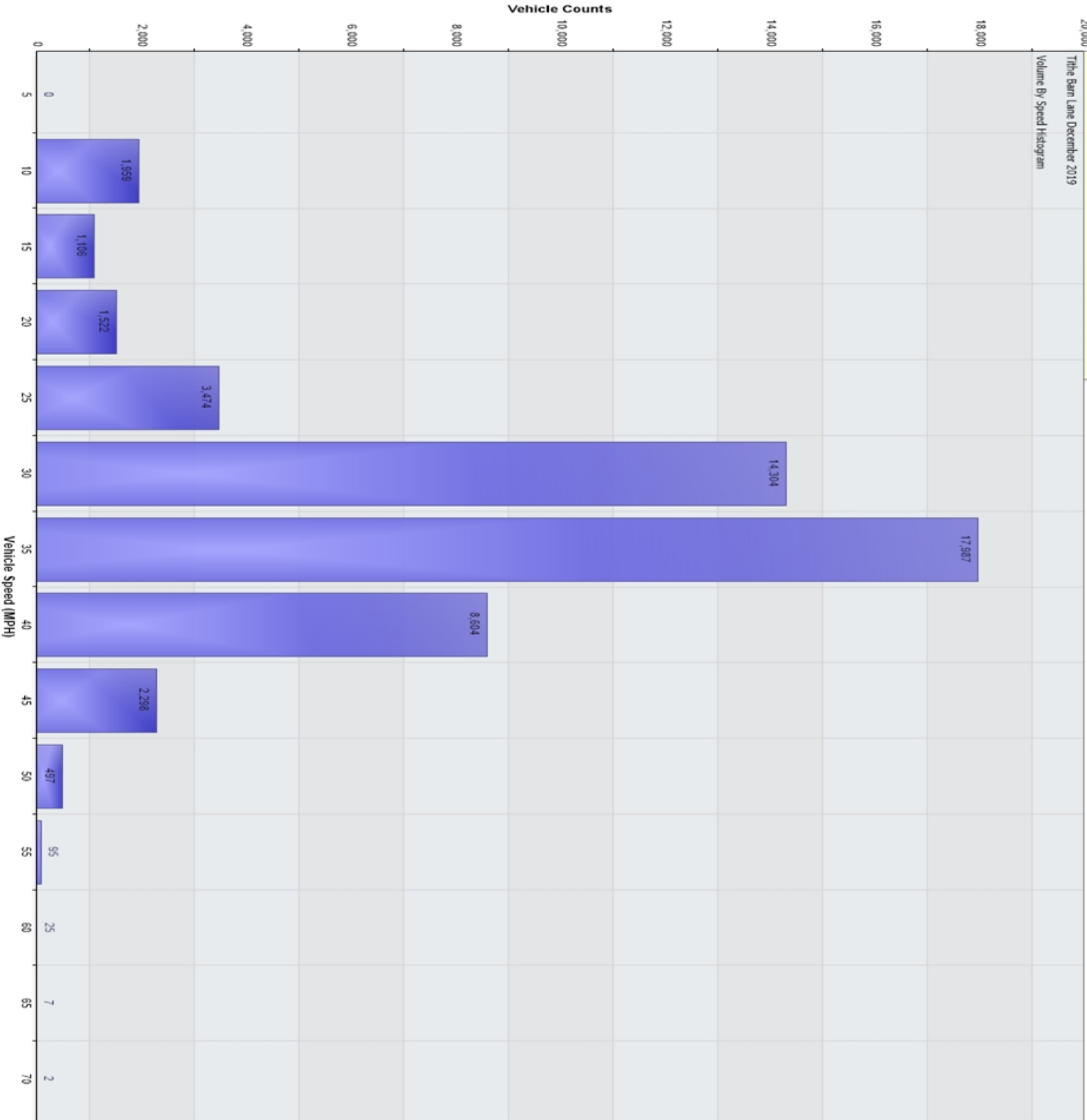


Legend:  
Average Vehicle Speed  
Total Vehicles Displayed=51880  
Vehicles Detected  
(size of bubble = vehicle density)  
28/11/2019 11:15:01 through 19/12/2019 17:15:01



Vehicle Counts Vs. Speed [Tribble Barn Lane December 2019: Incoming]

51,880 Counts



Tribble Barn Lane December 2019

Volume By Speed Histogram

Tribe Barn Lane December 2019

85th Pct Speed=37.2 MPH

Vehicles in data=51880

28/11/2019 09:00:00 to 20/12/2019 11:59:59

