

For Project: TBL (Facing) April 2024
 Project Notes:
 Location/Name: Incoming
 Report Generated: 05/08/2024 12:28:28
 Speed Intervals: 5 MPH
 Time Intervals: Instant
 Traffic Report From: 26/03/2024 09:00:00 through 23/04/2024 12:59:59
 85th Percentile Speed: 38.4 MPH
 85th Percentile Vehicles: 45017
 Max Speed: 75 MPH on 10/04/2024 03:15:00
 Total Vehicles: 52961
 AADT: 1880

Volumes - weekly counts

Time	5 Day	7 Day
Average Daily	2893	2767
AM Peak	191	192
PM Peak	281	252

Speed

Speed Limit: 30
 85th Percentile Speed: 38.4
 50th Percentile Speed: 31.6
 10 MPH Pace Interval: 25.0 MPH to 35.0 MPH
 Average Speed: 30.41

	Monday	Tuesday	Wednesday	Thursday	Friday	Saturday	Sunday
Count over limit	3293	5328	5801	6010	5454	3458	2649
% over limit	64.7	58.2	61.8	54.8	63.9	58.6	67.6
Avg Speeder	35.9	35.5	35.6	35.7	35.9	35.9	36.2
Avg Speed	11.5	9.3	10.1	8.9	10.5	10.8	14.2

Day/Time Ending	85th pctl (MPH)	85th pctl cnts	Total Cnts	Max Speed	Avg Speeder	% Speeders	Avg Speed
26/03/2024 10:00:00	35.0	15	18	40	33.9	61.1%	30.9
26/03/2024 11:00:00	38.9	139	164	45	35.7	65.2%	32.2
26/03/2024 12:00:00	38.5	158	186	55	35.6	67.7%	32.2
26/03/2024 13:00:00	37.7	133	156	55	35.1	63.5%	31.6
26/03/2024 14:00:00	37.9	167	196	55	35.4	58.7%	30.8
26/03/2024 15:00:00	37.4	203	239	55	35.1	61.5%	31.4
26/03/2024 16:00:00	36.1	326	384	55	34.6	53.9%	30.6
26/03/2024 17:00:00	36.9	298	351	50	35.1	51.6%	30.0
26/03/2024 18:00:00	38.7	289	340	50	35.6	65.0%	31.6
26/03/2024 19:00:00	36.8	203	239	45	34.6	58.2%	30.7
26/03/2024 20:00:00	37.2	143	168	55	35.5	51.8%	30.6
26/03/2024 21:00:00	37.9	99	116	50	35.2	61.2%	31.3
26/03/2024 22:00:00	37.8	70	82	50	35.2	61.0%	31.1
26/03/2024 23:00:00	40.6	44	52	45	36.4	80.8%	34.4
27/03/2024 00:00:00	43.8	25	29	65	38.5	69.0%	33.4
27/03/2024 01:00:00	41.7	11	13	45	38.1	61.5%	33.8
27/03/2024 02:00:00	35.0	3	4	45	35.8	75.0%	33.3
27/03/2024 03:00:00	65.0	2	2	65	47.5	100.0%	47.0
27/03/2024 04:00:00	45.0	2	2	45	42.5	50.0%	34.5
27/03/2024 05:00:00	35.0	8	9	40	33.8	44.4%	25.9
27/03/2024 06:00:00	41.7	19	22	50	37.5	68.2%	32.1
27/03/2024 07:00:00	40.6	50	59	50	36.0	86.4%	34.3
27/03/2024 08:00:00	38.0	154	181	55	35.2	66.3%	31.8
27/03/2024 09:00:00	36.9	264	310	50	34.9	55.5%	30.6
27/03/2024 10:00:00	37.9	183	215	50	35.2	63.3%	31.3
27/03/2024 11:00:00	38.7	147	173	50	36.2	57.2%	31.4
27/03/2024 12:00:00	38.6	168	198	60	35.9	64.6%	31.7
27/03/2024 13:00:00	38.7	156	184	50	36.0	63.0%	31.9
27/03/2024 14:00:00	38.8	150	177	50	36.2	62.1%	31.6
27/03/2024 15:00:00	37.7	190	223	50	35.3	60.1%	30.8
27/03/2024 16:00:00	35.9	326	384	55	35.2	43.0%	28.7
27/03/2024 17:00:00	37.9	258	304	50	35.7	55.9%	30.7
27/03/2024 18:00:00	37.3	294	346	50	35.1	57.8%	30.4
27/03/2024 19:00:00	37.7	202	238	50	35.2	60.9%	31.5
27/03/2024 20:00:00	38.2	128	151	60	35.8	59.6%	31.1
27/03/2024 21:00:00	38.3	100	118	55	36.1	55.1%	31.2
27/03/2024 22:00:00	39.1	78	92	55	36.1	60.9%	31.2
27/03/2024 23:00:00	40.0	41	48	50	36.6	72.9%	33.0
28/03/2024 00:00:00	36.7	21	25	50	35.4	56.0%	29.5
28/03/2024 01:00:00	45.0	12	14	55	39.0	71.4%	34.9
28/03/2024 02:00:00	30.0	8	10	40	35.0	20.0%	15.3
28/03/2024 03:00:00	9.9	42	50	50	41.3	8.0%	10.7
28/03/2024 04:00:00	11.4	44	52	40	37.5	5.8%	9.8
28/03/2024 05:00:00	45.0	7	8	65	41.5	62.5%	35.1
28/03/2024 06:00:00	41.7	14	16	45	37.5	68.8%	32.3
28/03/2024 07:00:00	35.0	114	134	50	36.7	26.9%	18.1
28/03/2024 08:00:00	38.2	164	193	50	35.4	65.3%	31.6

28/03/2024 09:00:00	37.5	244	287	50	35.1	58.9%	31.4
28/03/2024 10:00:00	38.8	240	282	50	35.5	72.0%	32.9
28/03/2024 11:00:00	38.0	171	201	55	35.3	65.2%	31.7
28/03/2024 12:00:00	35.9	249	293	50	35.5	40.6%	22.9
28/03/2024 13:00:00	36.5	219	258	50	35.4	43.8%	26.3
28/03/2024 14:00:00	38.5	196	230	50	35.5	67.0%	32.0
28/03/2024 15:00:00	38.1	204	240	55	35.4	63.3%	31.3
28/03/2024 16:00:00	36.4	346	407	55	34.7	54.5%	30.4
28/03/2024 17:00:00	37.0	326	383	50	35.2	49.9%	27.0
28/03/2024 18:00:00	38.5	274	322	50	35.7	61.5%	29.5
28/03/2024 19:00:00	37.0	237	279	50	35.0	54.8%	27.5
28/03/2024 20:00:00	37.4	187	220	50	35.6	48.6%	27.4
28/03/2024 21:00:00	35.6	157	185	50	35.9	33.0%	21.9
28/03/2024 22:00:00	34.8	139	163	55	36.2	34.4%	21.0
28/03/2024 23:00:00	40.6	63	74	50	36.9	66.2%	31.9
29/03/2024 00:00:00	36.1	82	97	50	37.7	26.8%	17.3
29/03/2024 01:00:00	14.6	67	79	45	36.1	8.9%	11.7
29/03/2024 02:00:00	30.0	54	64	45	38.0	15.6%	13.1
29/03/2024 03:00:00	37.5	6	7	40	35.0	57.1%	29.9
29/03/2024 04:00:00	42.5	6	7	45	38.3	85.7%	36.4
29/03/2024 05:00:00	35.0	3	4	40	34.2	75.0%	29.5
29/03/2024 06:00:00	40.0	9	11	45	37.5	81.8%	34.4
29/03/2024 07:00:00	43.3	24	28	50	37.3	82.1%	34.4
29/03/2024 08:00:00	39.5	49	58	50	35.9	69.0%	32.3
29/03/2024 09:00:00	38.6	78	92	50	35.5	70.7%	32.5
29/03/2024 10:00:00	38.8	143	168	50	35.8	69.0%	32.6
29/03/2024 11:00:00	37.9	150	177	50	35.3	62.7%	31.1
29/03/2024 12:00:00	38.5	169	199	50	35.8	66.8%	32.1
29/03/2024 13:00:00	38.4	184	216	55	35.5	66.2%	31.5
29/03/2024 14:00:00	38.8	173	203	55	35.8	65.5%	32.0
29/03/2024 15:00:00	39.1	146	172	50	35.9	77.3%	33.6
29/03/2024 16:00:00	39.8	187	220	55	36.7	72.3%	33.3
29/03/2024 17:00:00	38.8	175	206	50	35.9	68.0%	32.1
29/03/2024 18:00:00	38.5	153	180	50	35.4	68.9%	32.0
29/03/2024 19:00:00	39.0	143	168	65	36.4	65.5%	31.8
29/03/2024 20:00:00	37.8	119	140	50	35.3	60.0%	30.8
29/03/2024 21:00:00	40.6	100	118	50	37.1	66.9%	32.6
29/03/2024 22:00:00	40.0	67	79	50	37.0	68.4%	32.5
29/03/2024 23:00:00	40.8	50	59	55	36.9	69.5%	32.7
30/03/2024 00:00:00	38.9	42	50	65	38.3	52.0%	31.0
30/03/2024 01:00:00	40.0	13	15	55	37.5	60.0%	31.4
30/03/2024 02:00:00	45.0	7	8	55	39.2	75.0%	35.3
30/03/2024 03:00:00	50.0	9	11	60	41.9	81.8%	38.0
30/03/2024 04:00:00	40.0	3	3	40	35.0	66.7%	32.0
30/03/2024 05:00:00	35.0	7	8	40	35.0	25.0%	28.3
30/03/2024 06:00:00	35.0	10	12	45	34.4	66.7%	30.4
30/03/2024 07:00:00	40.0	16	19	50	37.0	52.6%	30.3
30/03/2024 08:00:00	41.4	44	52	50	37.0	76.9%	34.5

30/03/2024 09:00:00	39.5	94	110	60	36.2	76.4%	33.6
30/03/2024 10:00:00	38.7	144	170	45	35.9	63.5%	31.7
30/03/2024 11:00:00	37.8	186	219	50	35.2	61.6%	31.2
30/03/2024 12:00:00	38.6	190	224	55	35.8	63.8%	31.8
30/03/2024 13:00:00	39.7	184	216	50	36.1	70.8%	32.7
30/03/2024 14:00:00	38.0	188	221	50	35.3	62.4%	31.0
30/03/2024 15:00:00	38.6	169	199	65	35.6	70.9%	32.6
30/03/2024 16:00:00	39.2	184	217	60	36.3	64.5%	32.1
30/03/2024 17:00:00	39.5	148	174	55	36.2	74.7%	33.4
30/03/2024 18:00:00	38.5	160	188	50	35.8	63.8%	31.5
30/03/2024 19:00:00	39.0	135	159	55	36.1	69.2%	32.5
30/03/2024 20:00:00	38.8	114	134	55	35.7	71.6%	32.2
30/03/2024 21:00:00	38.3	88	103	50	35.6	59.2%	31.3
30/03/2024 22:00:00	37.3	66	78	60	36.0	56.4%	30.7
30/03/2024 23:00:00	40.8	40	47	60	37.2	61.7%	31.9
31/03/2024 00:00:00	37.9	37	44	45	35.6	59.1%	31.1
31/03/2024 01:00:00	41.2	23	27	55	36.7	88.9%	35.3
31/03/2024 02:00:00	35.0	7	8	45	34.5	62.5%	29.5
31/03/2024 03:00:00	40.0	6	7	45	35.8	85.7%	34.3
31/03/2024 04:00:00	40.0	3	3	40	35.8	100.0%	35.3
31/03/2024 05:00:00	38.8	11	13	50	36.0	76.9%	33.2
31/03/2024 06:00:00	41.7	12	14	45	36.6	78.6%	34.4
31/03/2024 07:00:00	44.0	22	26	55	40.3	61.5%	34.3
31/03/2024 08:00:00	39.4	33	39	55	36.6	69.2%	33.1
31/03/2024 09:00:00	38.9	80	94	55	36.0	66.0%	32.1
31/03/2024 10:00:00	40.0	107	126	50	36.6	72.2%	33.4
31/03/2024 11:00:00	39.5	127	149	50	36.5	66.4%	32.0
31/03/2024 12:00:00	38.7	152	179	50	35.7	67.6%	32.1
31/03/2024 13:00:00	39.6	110	129	50	36.2	72.9%	33.0
31/03/2024 14:00:00	38.8	130	153	55	35.7	72.5%	32.8
31/03/2024 15:00:00	40.6	123	145	50	36.4	75.2%	32.9
31/03/2024 16:00:00	38.6	113	133	65	35.5	72.2%	32.7
31/03/2024 17:00:00	38.4	122	143	60	35.7	66.4%	31.9
31/03/2024 18:00:00	39.4	116	137	60	36.8	75.2%	33.9
31/03/2024 19:00:00	37.5	139	163	55	35.5	52.1%	26.9
31/03/2024 20:00:00	38.2	99	116	55	36.1	54.3%	29.7
31/03/2024 21:00:00	39.2	65	76	45	35.8	60.5%	31.5
31/03/2024 22:00:00	39.7	43	51	45	36.4	78.4%	33.5
31/03/2024 23:00:00	36.7	11	13	40	34.4	61.5%	31.0
01/04/2024 00:00:00	41.7	9	11	45	37.5	81.8%	34.8
01/04/2024 01:00:00	42.5	5	6	45	37.5	66.7%	31.2
01/04/2024 02:00:00	0.0	0	0	0	0.0	0.0%	0.0
01/04/2024 03:00:00	45.0	3	3	45	40.0	66.7%	35.3
01/04/2024 04:00:00	35.0	2	2	35	32.5	50.0%	27.0
01/04/2024 05:00:00	45.0	5	6	50	42.5	50.0%	31.2
01/04/2024 06:00:00	40.0	8	10	50	37.5	80.0%	35.0
01/04/2024 07:00:00	42.0	31	36	50	35.9	86.1%	34.2
01/04/2024 08:00:00	38.5	58	68	50	35.4	75.0%	32.9

01/04/2024 09:00:00	38.8	92	108	55	36.0	68.5%	32.8
01/04/2024 10:00:00	38.9	124	146	55	36.3	63.0%	31.7
01/04/2024 11:00:00	38.2	195	229	50	35.4	63.8%	29.5
01/04/2024 12:00:00	39.5	158	186	55	36.2	72.0%	32.9
01/04/2024 13:00:00	38.7	150	177	60	35.6	71.2%	32.6
01/04/2024 14:00:00	37.2	169	199	50	34.9	60.3%	29.7
01/04/2024 15:00:00	39.7	146	172	55	36.4	66.3%	31.4
01/04/2024 16:00:00	38.7	137	161	50	35.6	67.1%	32.1
01/04/2024 17:00:00	39.5	99	116	55	36.8	68.1%	32.6
01/04/2024 18:00:00	39.2	115	135	50	35.8	65.9%	32.0
01/04/2024 19:00:00	39.1	127	149	55	36.5	62.4%	32.1
01/04/2024 20:00:00	39.3	82	96	70	36.1	74.0%	32.7
01/04/2024 21:00:00	37.5	66	78	50	35.5	55.1%	30.3
01/04/2024 22:00:00	40.0	39	46	55	38.5	54.3%	32.2
01/04/2024 23:00:00	37.5	33	39	45	36.3	41.0%	21.9
02/04/2024 00:00:00	40.0	7	8	45	34.6	87.5%	33.4
02/04/2024 01:00:00	40.0	4	5	50	39.2	60.0%	30.0
02/04/2024 02:00:00	40.0	3	4	50	37.5	100.0%	37.0
02/04/2024 03:00:00	40.0	2	2	40	37.5	50.0%	29.5
02/04/2024 04:00:00	45.0	4	5	65	45.0	80.0%	40.0
02/04/2024 05:00:00	9.9	150	176	45	36.5	5.7%	9.8
02/04/2024 06:00:00	40.0	49	58	50	36.3	81.0%	34.0
02/04/2024 07:00:00	37.0	105	124	50	34.9	58.1%	31.0
02/04/2024 08:00:00	38.2	128	151	50	35.2	70.2%	32.3
02/04/2024 09:00:00	35.8	126	148	50	34.4	60.8%	30.7
02/04/2024 10:00:00	38.2	153	180	50	35.6	58.3%	31.2
02/04/2024 11:00:00	38.6	165	194	50	35.4	68.0%	32.0
02/04/2024 12:00:00	38.7	190	224	45	35.7	62.9%	31.7
02/04/2024 13:00:00	36.2	166	195	45	34.6	52.3%	30.2
02/04/2024 14:00:00	39.0	158	186	55	35.7	72.6%	32.7
02/04/2024 15:00:00	37.7	214	252	55	35.2	61.1%	31.2
02/04/2024 16:00:00	39.1	196	230	55	36.3	65.7%	32.2
02/04/2024 17:00:00	38.7	241	283	50	35.6	68.2%	32.0
02/04/2024 18:00:00	37.5	213	251	50	35.2	57.8%	28.1
02/04/2024 19:00:00	38.1	165	194	50	36.1	51.0%	26.6
02/04/2024 20:00:00	35.0	145	171	55	36.1	33.9%	20.9
02/04/2024 21:00:00	27.5	176	207	45	35.5	12.1%	12.4
02/04/2024 22:00:00	32.6	143	168	55	36.5	20.2%	15.4
02/04/2024 23:00:00	31.9	45	53	45	34.3	20.8%	15.4
03/04/2024 00:00:00	28.3	67	79	50	38.0	13.9%	12.7
03/04/2024 01:00:00	31.7	15	18	45	35.0	22.2%	14.1
03/04/2024 02:00:00	40.0	10	12	50	42.5	33.3%	21.7
03/04/2024 03:00:00	10.0	8	9	35	32.5	11.1%	10.1
03/04/2024 04:00:00	35.0	7	8	45	37.5	25.0%	27.0
03/04/2024 05:00:00	40.0	16	19	45	37.5	57.9%	30.3
03/04/2024 06:00:00	39.7	48	57	50	36.2	78.9%	33.6
03/04/2024 07:00:00	39.7	98	115	50	36.4	72.2%	33.0
03/04/2024 08:00:00	38.3	138	162	50	35.6	59.3%	30.2

03/04/2024 09:00:00	37.9	145	171	50	35.3	60.8%	30.5
03/04/2024 10:00:00	38.5	155	182	50	35.2	74.2%	32.6
03/04/2024 11:00:00	38.3	162	191	50	35.7	61.3%	32.0
03/04/2024 12:00:00	38.3	167	197	55	35.6	62.4%	31.7
03/04/2024 13:00:00	37.4	164	193	45	34.9	61.1%	30.8
03/04/2024 14:00:00	38.3	184	216	50	35.4	64.4%	31.8
03/04/2024 15:00:00	37.7	221	260	50	35.4	54.6%	30.6
03/04/2024 16:00:00	38.8	235	276	45	35.4	73.9%	32.6
03/04/2024 17:00:00	37.8	248	292	55	35.4	58.6%	30.9
03/04/2024 18:00:00	39.1	171	201	50	35.9	68.2%	32.2
03/04/2024 19:00:00	37.9	123	145	50	35.5	57.2%	30.7
03/04/2024 20:00:00	37.8	91	107	50	35.5	57.0%	30.7
03/04/2024 21:00:00	39.5	71	83	50	35.9	69.9%	32.7
03/04/2024 22:00:00	41.2	38	45	50	36.6	75.6%	33.3
03/04/2024 23:00:00	43.8	17	20	55	39.6	70.0%	35.3
04/04/2024 00:00:00	40.0	9	11	50	36.9	81.8%	32.9
04/04/2024 01:00:00	9.7	17	20	45	42.5	10.0%	10.9
04/04/2024 02:00:00	9.6	61	72	35	32.5	1.4%	8.5
04/04/2024 03:00:00	10.0	105	124	35	32.5	0.8%	8.7
04/04/2024 04:00:00	9.8	26	30	45	42.5	3.3%	9.3
04/04/2024 05:00:00	43.0	22	26	55	39.0	76.9%	35.2
04/04/2024 06:00:00	26.7	168	198	50	36.3	14.1%	13.2
04/04/2024 07:00:00	39.8	99	116	55	36.3	71.6%	33.4
04/04/2024 08:00:00	38.3	122	144	50	35.2	72.9%	32.5
04/04/2024 09:00:00	37.0	211	248	50	36.1	37.9%	23.7
04/04/2024 10:00:00	33.6	283	333	50	34.9	27.9%	17.8
04/04/2024 11:00:00	37.6	148	174	50	34.9	64.9%	31.6
04/04/2024 12:00:00	37.7	163	192	50	35.6	52.1%	29.7
04/04/2024 13:00:00	38.5	167	196	50	35.6	67.3%	32.3
04/04/2024 14:00:00	38.6	181	213	50	36.0	59.2%	31.2
04/04/2024 15:00:00	38.8	205	241	50	35.8	68.0%	32.1
04/04/2024 16:00:00	37.8	263	309	50	35.3	57.3%	30.4
04/04/2024 17:00:00	38.2	259	305	55	35.5	61.3%	31.0
04/04/2024 18:00:00	38.7	186	219	55	35.8	64.8%	31.9
04/04/2024 19:00:00	38.6	139	164	70	36.6	52.4%	30.9
04/04/2024 20:00:00	38.5	122	144	50	35.8	60.4%	31.7
04/04/2024 21:00:00	39.8	83	98	55	37.1	62.2%	30.4
04/04/2024 22:00:00	38.6	60	71	50	35.5	73.2%	33.0
04/04/2024 23:00:00	43.3	23	27	55	37.9	88.9%	36.4
05/04/2024 00:00:00	38.3	22	26	45	38.1	30.8%	22.2
05/04/2024 01:00:00	50.0	2	2	50	47.5	50.0%	37.0
05/04/2024 02:00:00	45.0	3	3	45	40.0	66.7%	32.0
05/04/2024 03:00:00	45.0	5	6	50	41.5	83.3%	38.7
05/04/2024 04:00:00	35.0	4	5	40	35.0	40.0%	28.2
05/04/2024 05:00:00	38.3	16	19	50	36.9	47.4%	28.2
05/04/2024 06:00:00	41.0	46	54	50	37.3	61.1%	30.0
05/04/2024 07:00:00	37.7	130	153	50	36.1	45.8%	22.8
05/04/2024 08:00:00	36.5	166	195	50	35.3	44.6%	24.9

05/04/2024 09:00:00	39.1	147	173	55	36.3	61.8%	31.9
05/04/2024 10:00:00	39.6	142	167	50	36.0	69.5%	32.8
05/04/2024 11:00:00	38.6	178	209	50	35.6	65.1%	32.0
05/04/2024 12:00:00	38.8	149	175	50	35.8	66.9%	32.1
05/04/2024 13:00:00	37.5	188	221	45	35.1	56.6%	30.6
05/04/2024 14:00:00	38.5	184	216	50	35.4	67.6%	31.8
05/04/2024 15:00:00	38.9	224	263	55	35.9	65.8%	31.7
05/04/2024 16:00:00	38.2	233	274	55	35.5	61.7%	31.4
05/04/2024 17:00:00	39.0	227	267	55	36.0	68.2%	32.6
05/04/2024 18:00:00	38.8	187	220	50	36.1	58.6%	31.2
05/04/2024 19:00:00	39.0	156	184	50	35.8	65.8%	32.0
05/04/2024 20:00:00	38.3	103	121	55	35.5	65.3%	31.3
05/04/2024 21:00:00	39.6	78	92	65	36.8	66.3%	32.3
05/04/2024 22:00:00	40.0	42	49	50	36.5	59.2%	31.9
05/04/2024 23:00:00	38.3	39	46	65	36.2	67.4%	32.5
06/04/2024 00:00:00	39.0	21	25	45	35.9	64.0%	31.8
06/04/2024 01:00:00	45.0	6	7	50	38.8	57.1%	30.6
06/04/2024 02:00:00	40.0	6	7	50	37.5	57.1%	32.7
06/04/2024 03:00:00	40.0	4	5	45	37.5	60.0%	30.0
06/04/2024 04:00:00	25.0	3	4	40	37.5	25.0%	23.3
06/04/2024 05:00:00	38.3	15	18	50	35.7	77.8%	32.5
06/04/2024 06:00:00	41.7	17	20	50	37.8	75.0%	34.3
06/04/2024 07:00:00	42.7	48	56	55	38.4	82.1%	35.8
06/04/2024 08:00:00	40.4	76	90	50	36.6	70.0%	33.2
06/04/2024 09:00:00	37.5	115	135	50	34.9	63.7%	31.4
06/04/2024 10:00:00	37.4	152	179	55	35.1	59.2%	30.9
06/04/2024 11:00:00	39.1	201	236	60	36.0	71.6%	32.7
06/04/2024 12:00:00	38.9	182	214	50	35.6	65.4%	31.6
06/04/2024 13:00:00	38.5	186	219	60	35.6	68.9%	32.4
06/04/2024 14:00:00	39.0	147	173	50	36.0	68.8%	32.4
06/04/2024 15:00:00	39.1	173	203	60	36.2	63.5%	31.8
06/04/2024 16:00:00	38.3	184	217	60	35.6	65.4%	31.7
06/04/2024 17:00:00	39.4	169	199	50	36.3	69.3%	32.8
06/04/2024 18:00:00	38.8	151	178	50	35.9	69.1%	31.9
06/04/2024 19:00:00	36.9	158	186	45	35.3	46.8%	24.5
06/04/2024 20:00:00	33.1	166	195	50	35.1	23.6%	18.5
06/04/2024 21:00:00	29.1	255	300	60	36.5	14.0%	13.2
06/04/2024 22:00:00	29.2	252	296	55	37.3	13.9%	13.5
06/04/2024 23:00:00	35.0	73	86	55	36.3	33.7%	21.8
07/04/2024 00:00:00	38.0	36	42	50	36.9	38.1%	21.0
07/04/2024 01:00:00	40.0	6	7	45	37.5	57.1%	31.3
07/04/2024 02:00:00	45.0	8	9	50	40.0	88.9%	38.1
07/04/2024 03:00:00	45.0	5	6	50	42.5	50.0%	32.0
07/04/2024 04:00:00	35.0	6	7	40	34.2	42.9%	27.0
07/04/2024 05:00:00	35.0	8	10	45	34.6	70.0%	28.6
07/04/2024 06:00:00	45.0	14	16	50	37.1	87.5%	35.0
07/04/2024 07:00:00	42.9	34	40	55	37.7	70.0%	34.0
07/04/2024 08:00:00	38.9	52	61	45	35.7	73.8%	32.6

07/04/2024 09:00:00	41.1	70	82	55	37.2	61.0%	32.8
07/04/2024 10:00:00	38.8	127	149	60	36.3	63.1%	31.8
07/04/2024 11:00:00	39.0	124	146	50	35.9	68.5%	32.4
07/04/2024 12:00:00	39.6	138	162	55	36.4	70.4%	32.8
07/04/2024 13:00:00	38.2	160	188	45	35.4	61.7%	30.9
07/04/2024 14:00:00	39.6	154	181	55	36.6	67.4%	32.6
07/04/2024 15:00:00	39.5	171	201	50	36.0	75.1%	33.3
07/04/2024 16:00:00	37.7	123	145	45	35.1	62.1%	30.9
07/04/2024 17:00:00	38.8	110	130	60	36.5	62.3%	32.0
07/04/2024 18:00:00	39.2	87	102	50	36.0	69.6%	32.7
07/04/2024 19:00:00	39.8	90	106	65	36.7	68.9%	32.9
07/04/2024 20:00:00	39.8	71	83	55	36.9	65.1%	33.1
07/04/2024 21:00:00	41.7	48	56	45	37.6	62.5%	31.6
07/04/2024 22:00:00	38.3	43	51	50	36.0	58.8%	32.0
07/04/2024 23:00:00	43.3	19	22	55	37.2	81.8%	34.6
08/04/2024 00:00:00	45.0	4	5	55	42.5	80.0%	39.0
08/04/2024 01:00:00	45.0	5	6	50	42.5	50.0%	29.5
08/04/2024 02:00:00	25.0	3	4	40	37.5	25.0%	20.8
08/04/2024 03:00:00	45.0	3	3	45	35.8	100.0%	35.3
08/04/2024 04:00:00	35.0	4	5	55	42.5	40.0%	28.0
08/04/2024 05:00:00	43.8	12	14	60	40.0	71.4%	35.4
08/04/2024 06:00:00	39.7	46	54	50	36.8	70.4%	32.8
08/04/2024 07:00:00	39.2	111	131	55	36.0	74.8%	33.3
08/04/2024 08:00:00	38.5	133	156	50	35.7	63.5%	32.0
08/04/2024 09:00:00	38.4	136	160	50	35.6	64.4%	32.1
08/04/2024 10:00:00	37.6	150	176	50	35.4	53.4%	30.7
08/04/2024 11:00:00	37.9	150	176	50	35.2	62.5%	31.3
08/04/2024 12:00:00	38.1	171	201	45	35.3	62.2%	31.2
08/04/2024 13:00:00	38.4	141	166	55	35.6	65.1%	31.6
08/04/2024 14:00:00	38.0	175	206	50	35.4	62.6%	31.2
08/04/2024 15:00:00	38.5	193	227	55	35.3	69.6%	32.2
08/04/2024 16:00:00	38.1	259	305	50	35.5	58.7%	31.0
08/04/2024 17:00:00	38.9	236	278	55	35.9	68.3%	32.4
08/04/2024 18:00:00	38.6	191	225	55	36.1	61.3%	30.8
08/04/2024 19:00:00	39.2	131	154	50	36.5	63.0%	30.9
08/04/2024 20:00:00	37.5	92	108	55	35.1	64.8%	31.3
08/04/2024 21:00:00	39.6	64	75	50	36.9	54.7%	31.3
08/04/2024 22:00:00	44.3	37	43	50	38.5	72.1%	34.5
08/04/2024 23:00:00	43.3	20	24	55	37.8	79.2%	35.1
09/04/2024 00:00:00	43.3	12	14	55	38.5	71.4%	34.9
09/04/2024 01:00:00	40.0	5	6	50	42.5	33.3%	29.5
09/04/2024 02:00:00	50.0	3	3	50	42.5	66.7%	37.0
09/04/2024 03:00:00	30.0	3	4	40	37.5	25.0%	24.8
09/04/2024 04:00:00	40.0	5	6	45	36.3	66.7%	32.0
09/04/2024 05:00:00	41.2	23	27	55	37.2	63.0%	31.3
09/04/2024 06:00:00	38.8	43	51	45	36.2	66.7%	32.1
09/04/2024 07:00:00	39.5	102	120	50	36.5	73.3%	33.3
09/04/2024 08:00:00	38.8	130	153	50	35.8	69.3%	32.6

09/04/2024 09:00:00	39.5	128	150	55	35.9	68.0%	32.2
09/04/2024 10:00:00	37.5	164	193	45	35.0	59.6%	31.0
09/04/2024 11:00:00	38.5	144	169	45	35.7	60.4%	31.2
09/04/2024 12:00:00	37.9	165	194	50	35.7	52.6%	30.7
09/04/2024 13:00:00	37.4	159	187	50	35.0	61.5%	30.4
09/04/2024 14:00:00	37.5	191	225	50	35.2	58.2%	29.1
09/04/2024 15:00:00	38.3	208	245	55	35.6	62.9%	31.4
09/04/2024 16:00:00	38.2	199	234	65	35.5	67.5%	32.0
09/04/2024 17:00:00	38.4	234	275	50	35.4	69.5%	31.9
09/04/2024 18:00:00	38.2	190	224	50	35.4	67.9%	31.9
09/04/2024 19:00:00	39.7	128	151	55	36.5	69.5%	32.9
09/04/2024 20:00:00	38.9	94	111	50	36.1	62.2%	31.8
09/04/2024 21:00:00	39.5	65	76	65	35.9	72.4%	32.3
09/04/2024 22:00:00	42.1	48	56	50	37.4	71.4%	34.0
09/04/2024 23:00:00	40.0	23	27	50	36.3	63.0%	31.4
10/04/2024 00:00:00	38.3	12	14	50	35.5	71.4%	31.9
10/04/2024 01:00:00	40.0	2	2	40	37.5	50.0%	24.5
10/04/2024 02:00:00	35.0	3	4	40	35.0	50.0%	28.3
10/04/2024 03:00:00	45.0	2	2	45	37.5	100.0%	37.0
10/04/2024 04:00:00	50.0	9	11	75	45.4	63.6%	38.0
10/04/2024 05:00:00	36.7	14	17	50	35.8	52.9%	29.5
10/04/2024 06:00:00	39.6	41	48	55	36.1	75.0%	32.4
10/04/2024 07:00:00	39.3	107	126	50	36.1	67.5%	32.3
10/04/2024 08:00:00	38.2	126	148	55	35.3	66.2%	31.9
10/04/2024 09:00:00	39.2	142	167	55	36.2	65.9%	32.8
10/04/2024 10:00:00	38.9	146	172	55	36.1	66.9%	32.8
10/04/2024 11:00:00	38.2	155	182	45	35.2	65.9%	31.4
10/04/2024 12:00:00	38.0	141	166	55	35.0	69.9%	32.2
10/04/2024 13:00:00	38.5	164	193	50	35.4	67.9%	32.0
10/04/2024 14:00:00	37.8	165	194	45	35.2	60.3%	31.0
10/04/2024 15:00:00	37.5	227	267	50	35.1	58.8%	30.9
10/04/2024 16:00:00	37.7	218	256	70	35.2	63.7%	31.5
10/04/2024 17:00:00	37.8	269	317	60	35.7	55.5%	28.0
10/04/2024 18:00:00	38.6	184	216	50	35.7	71.3%	32.5
10/04/2024 19:00:00	38.3	123	145	55	35.7	63.4%	31.3
10/04/2024 20:00:00	38.6	99	116	60	36.4	59.5%	31.9
10/04/2024 21:00:00	40.8	70	82	50	36.3	63.4%	32.0
10/04/2024 22:00:00	42.5	38	45	50	37.7	62.2%	32.4
10/04/2024 23:00:00	43.3	22	26	50	37.8	76.9%	34.5
11/04/2024 00:00:00	35.0	12	14	45	34.6	50.0%	28.6
11/04/2024 01:00:00	40.0	6	7	45	36.3	57.1%	29.9
11/04/2024 02:00:00	40.0	5	6	45	36.3	66.7%	30.3
11/04/2024 03:00:00	35.0	2	2	35	32.5	50.0%	29.5
11/04/2024 04:00:00	40.0	6	7	45	37.5	42.9%	28.4
11/04/2024 05:00:00	41.7	14	17	50	39.4	47.1%	31.8
11/04/2024 06:00:00	42.1	45	53	55	37.8	67.9%	33.2
11/04/2024 07:00:00	39.0	105	123	50	35.5	71.5%	32.4
11/04/2024 08:00:00	38.9	128	150	45	35.7	63.3%	31.9

11/04/2024 09:00:00	38.8	122	143	55	35.9	59.4%	31.4
11/04/2024 10:00:00	37.7	128	150	50	35.2	60.7%	31.5
11/04/2024 11:00:00	36.6	153	180	50	34.7	56.1%	30.5
11/04/2024 12:00:00	38.2	175	206	55	35.4	64.1%	31.5
11/04/2024 13:00:00	37.3	158	186	55	34.9	62.9%	31.1
11/04/2024 14:00:00	37.0	176	207	50	35.0	56.0%	30.2
11/04/2024 15:00:00	38.5	189	222	65	35.8	61.3%	31.4
11/04/2024 16:00:00	38.1	236	278	65	35.7	59.4%	31.5
11/04/2024 17:00:00	39.1	248	292	60	36.2	67.1%	32.2
11/04/2024 18:00:00	39.4	178	209	55	36.4	67.5%	32.4
11/04/2024 19:00:00	39.9	130	153	70	37.3	69.9%	33.8
11/04/2024 20:00:00	38.8	106	125	55	35.7	72.0%	32.4
11/04/2024 21:00:00	40.0	58	68	50	37.0	57.4%	32.4
11/04/2024 22:00:00	42.5	45	53	50	38.2	54.7%	31.6
11/04/2024 23:00:00	44.3	29	34	55	39.9	73.5%	35.7
12/04/2024 00:00:00	40.0	15	18	45	36.3	72.2%	30.8
12/04/2024 01:00:00	37.5	7	8	40	34.5	62.5%	31.5
12/04/2024 02:00:00	40.0	5	6	50	37.5	83.3%	32.8
12/04/2024 03:00:00	35.0	2	2	35	32.5	50.0%	29.5
12/04/2024 04:00:00	40.0	7	8	45	36.3	50.0%	29.5
12/04/2024 05:00:00	43.3	16	19	50	39.2	78.9%	34.9
12/04/2024 06:00:00	40.0	36	42	50	36.9	73.8%	33.2
12/04/2024 07:00:00	39.2	93	109	55	36.1	69.7%	32.6
12/04/2024 08:00:00	40.7	129	152	55	36.7	67.8%	32.8
12/04/2024 09:00:00	38.5	130	153	55	35.9	65.4%	32.5
12/04/2024 10:00:00	38.6	148	174	45	35.7	63.2%	31.6
12/04/2024 11:00:00	38.4	173	204	50	35.6	63.7%	31.7
12/04/2024 12:00:00	37.9	189	222	55	35.4	62.2%	31.2
12/04/2024 13:00:00	38.5	184	217	60	35.8	65.4%	32.2
12/04/2024 14:00:00	38.1	197	232	50	35.3	66.4%	31.8
12/04/2024 15:00:00	37.8	231	272	55	35.4	61.0%	31.4
12/04/2024 16:00:00	38.0	240	282	55	35.2	65.6%	31.5
12/04/2024 17:00:00	38.8	264	310	55	36.0	60.6%	31.5
12/04/2024 18:00:00	39.2	221	260	60	36.2	71.2%	32.7
12/04/2024 19:00:00	37.0	17	20	40	34.0	85.0%	31.7
12/04/2024 20:00:00	**No Data**						
12/04/2024 21:00:00	**No Data**						
						
23/04/2024 10:00:00	0.0	0	0	0	0.0	0.0%	0.0
23/04/2024 11:00:00	0.0	0	0	0	0.0	0.0%	0.0
23/04/2024 12:00:00	0.0	0	0	0	0.0	0.0%	0.0
23/04/2024 13:00:00	0.0	0	0	0	0.0	0.0%	0.0

Day/Time Ending	85th pctl (MPH)	85th pctl cnts	Total Cnts	Max Speed	Avg Speeder	% Speeders	Avg Speed
27/03/2024 00:00:00	37.7	2312	2720	65	35.3	59.7%	31.2
28/03/2024 00:00:00	38.0	2956	3478	65	35.6	58.6%	30.9
29/03/2024 00:00:00	37.5	3738	4398	65	35.5	52.3%	27.6
30/03/2024 00:00:00	38.9	2299	2705	65	36.0	64.8%	31.2
31/03/2024 00:00:00	38.8	2236	2631	65	35.9	66.3%	32.1
01/04/2024 00:00:00	39.2	1662	1955	65	36.1	68.2%	32.1
02/04/2024 00:00:00	38.9	1850	2176	70	36.0	66.0%	31.5
03/04/2024 00:00:00	37.5	3009	3540	65	35.5	51.8%	27.0
04/04/2024 00:00:00	38.4	2542	2990	55	35.6	63.4%	31.4
05/04/2024 00:00:00	37.7	3136	3690	70	35.8	51.1%	27.2
06/04/2024 00:00:00	38.6	2668	3139	65	35.9	62.0%	30.9
07/04/2024 00:00:00	38.0	2775	3265	60	35.9	52.5%	27.0
08/04/2024 00:00:00	39.3	1670	1965	65	36.3	66.9%	32.3
09/04/2024 00:00:00	38.6	2474	2911	60	35.8	63.8%	31.6
10/04/2024 00:00:00	38.5	2466	2901	65	35.7	64.5%	31.6
11/04/2024 00:00:00	38.5	2479	2916	75	35.7	64.0%	31.4
12/04/2024 00:00:00	38.7	2456	2889	70	35.9	63.1%	31.8
13/04/2024 00:00:00	38.6	2288	2692	60	35.7	65.2%	31.9
14/04/2024 00:00:00	**No Data**						
15/04/2024 00:00:00	**No Data**						
16/04/2024 00:00:00							
17/04/2024 00:00:00						
18/04/2024 00:00:00							
19/04/2024 00:00:00							
20/04/2024 00:00:00							
21/04/2024 00:00:00							
22/04/2024 00:00:00							
23/04/2024 00:00:00							
23/04/2024 12:59:59	0.0	0	0	0	0.0	0.0%	0.0

Incoming Weekly Counts
TBL (Facing) April 2024

from Tue-Mar-26-2024-09-00-AM to Tue-Apr-23-2024-12-59-PM

	25/03/2024	to	31/03/2024							
	Monday	Tuesday	Wednesday	Thursday	Friday	Saturday	Sunday	Week	Weekend	Week Day 85%
Hour	25/03/2024	26/03/2024	27/03/2024	28/03/2024	29/03/2024	30/03/2024	31/03/2024	Day Avg	Avg	Avg Speed
0 - 1	*	*	13	14	79	15	27	35.33	21	33.77
1 - 2	*	*	4	10	64	8	8	26	8	31.67
2 - 3	*	*	2	50	7	11	7	19.67	9	37.47
3 - 4	*	*	2	52	7	3	3	20.33	3	32.97
4 - 5	*	*	9	8	4	8	13	7	10.5	38.33
5 - 6	*	*	22	16	11	12	14	16.33	13	41.13
6 - 7	*	*	59	134	28	19	26	73.67	22.5	39.63
7 - 8	*	*	181	193	58	52	39	144	45.5	38.57
8 - 9	*	*	310	287	92	110	94	229.67	102	37.67
9 - 10	*	18	215	282	168	170	126	170.75	148	37.62
10 - 11	*	164	173	201	177	219	149	178.75	184	38.38
11 - 12	*	186	198	293	199	224	179	219	201.5	37.88
12 - 13	*	156	184	258	216	216	129	203.5	172.5	37.83
13 - 14	*	196	177	230	203	221	153	201.5	187	38.5
14 - 15	*	239	223	240	172	199	145	218.5	172	38.07
15 - 16	*	384	384	407	220	217	133	348.75	175	37.05
16 - 17	*	351	304	383	206	174	143	311	158.5	37.65
17 - 18	*	340	346	322	180	188	137	297	162.5	38.25
18 - 19	*	239	238	279	168	159	163	231	161	37.62
19 - 20	*	168	151	220	140	134	116	169.75	125	37.65
20 - 21	*	116	118	185	118	103	76	134.25	89.5	38.1
21 - 22	*	82	92	163	79	78	51	104	64.5	37.92
22 - 23	*	52	48	74	59	47	13	58.25	30	40.5
23 - 24	*	29	25	97	50	44	11	50.25	27.5	38.88
Totals	0	2720	3478	4398	2705	2631	1955			
% of Total	0%	15.21%	19.44%	24.59%	15.12%	14.71%	10.93%			

Incoming Weekly Counts
TBL (Facing) April 2024

from Tue-Mar-26-2024-09-00-AM to Tue-Apr-23-2024-12-59-PM

	01/04/2024	to	07/04/2024							
	Monday	Tuesday	Wednesday	Thursday	Friday	Saturday	Sunday	Week	Weekend	Week Day 85%
Hour	01/04/2024	02/04/2024	03/04/2024	04/04/2024	05/04/2024	06/04/2024	07/04/2024	Day Avg	Avg	Avg Speed
0 - 1	6	5	18	20	2	7	7	10.2	7	34.78
1 - 2	0	4	12	72	3	7	9	18.2	8	33.65
2 - 3	3	2	9	124	6	5	6	28.8	5.5	30
3 - 4	2	5	8	30	5	4	7	10	5.5	31.96
4 - 5	6	176	19	26	19	18	10	49.2	14	35.24
5 - 6	10	58	57	198	54	20	16	75.4	18	37.48
6 - 7	36	124	115	116	153	56	40	108.8	48	39.24
7 - 8	68	151	162	144	195	90	61	144	75.5	37.96
8 - 9	108	148	171	248	173	135	82	169.6	108.5	37.72
9 - 10	146	180	182	333	167	179	149	201.6	164	37.76
10 - 11	229	194	191	174	209	236	146	199.4	191	38.26
11 - 12	186	224	197	192	175	214	162	194.8	188	38.6
12 - 13	177	195	193	196	221	219	188	196.4	203.5	37.66
13 - 14	199	186	216	213	216	173	181	206	177	38.32
14 - 15	172	252	260	241	263	203	201	237.6	202	38.56
15 - 16	161	230	276	309	274	217	145	250	181	38.52
16 - 17	116	283	292	305	267	199	130	252.6	164.5	38.64
17 - 18	135	251	201	219	220	178	102	205.2	140	38.66
18 - 19	149	194	145	164	184	186	106	167.2	146	38.54
19 - 20	96	171	107	144	121	195	83	127.8	139	37.78
20 - 21	78	207	83	98	92	300	56	111.6	178	36.78
21 - 22	46	168	45	71	49	296	51	75.8	173.5	38.48
22 - 23	39	53	20	27	46	86	22	37	54	38.96
23 - 24	8	79	11	26	25	42	5	29.8	23.5	37.12
Totals	2176	3540	2990	3690	3139	3265	1965			
% of Total	10.48%	17.05%	14.4%	17.77%	15.12%	15.72%	9.46%			

Incoming Weekly Counts
TBL (Facing) April 2024

from Tue-Mar-26-2024-09-00-AM to Tue-Apr-23-2024-12-59-PM

	08/04/2024	to	14/04/2024							
	Monday	Tuesday	Wednesday	Thursday	Friday	Saturday	Sunday	Week	Weekend	Week Day 85%
Hour	08/04/2024	09/04/2024	10/04/2024	11/04/2024	12/04/2024	13/04/2024	14/04/2024	Day Avg	Avg	Avg Speed
0 - 1	6	6	2	7	8	0	0	5.8	0	40.5
1 - 2	4	3	4	6	6	0	0	4.6	0	38
2 - 3	3	4	2	2	2	0	0	2.6	0	38
3 - 4	5	6	11	7	8	0	0	7.4	0	41
4 - 5	14	27	17	17	19	0	0	18.8	0	41.34
5 - 6	54	51	48	53	42	0	0	49.6	0	40.04
6 - 7	131	120	126	123	109	0	0	121.8	0	39.24
7 - 8	156	153	148	150	152	0	0	151.8	0	39.02
8 - 9	160	150	167	143	153	0	0	154.6	0	38.88
9 - 10	176	193	172	150	174	0	0	173	0	38.06
10 - 11	176	169	182	180	204	0	0	182.2	0	37.92
11 - 12	201	194	166	206	222	0	0	197.8	0	38.02
12 - 13	166	187	193	186	217	0	0	189.8	0	38.02
13 - 14	206	225	194	207	232	0	0	212.8	0	37.68
14 - 15	227	245	267	222	272	0	0	246.6	0	38.12
15 - 16	305	234	256	278	282	0	0	271	0	38.02
16 - 17	278	275	317	292	310	0	0	294.4	0	38.6
17 - 18	225	224	216	209	260	0	0	226.8	0	38.8
18 - 19	154	151	145	153	20	0	0	124.6	0	38.82
19 - 20	108	111	116	125	0	0	0	92	0	38.45
20 - 21	75	76	82	68	0	0	0	60.2	0	39.97
21 - 22	43	56	45	53	0	0	0	39.4	0	42.85
22 - 23	24	27	26	34	0	0	0	22.2	0	42.72
23 - 24	14	14	14	18	0	0	0	12	0	39.15
Totals	2911	2901	2916	2889	2692	0	0			
% of Total	20.34%	20.27%	20.38%	20.19%	18.81%	0%	0%			

Incoming Weekly Counts
TBL (Facing) April 2024

from Tue-Mar-26-2024-09-00-AM to Tue-Apr-23-2024-12-59-PM

	15/04/2024	to	21/04/2024							
	Monday	Tuesday	Wednesday	Thursday	Friday	Saturday	Sunday	Week	Weekend	Week Day 85%
Hour	15/04/2024	16/04/2024	17/04/2024	18/04/2024	19/04/2024	20/04/2024	21/04/2024	Day Avg	Avg	Avg Speed
0 - 1	0	0	0	0	0	0	0	0	0	0
1 - 2	0	0	0	0	0	0	0	0	0	0
2 - 3	0	0	0	0	0	0	0	0	0	0
3 - 4	0	0	0	0	0	0	0	0	0	0
4 - 5	0	0	0	0	0	0	0	0	0	0
5 - 6	0	0	0	0	0	0	0	0	0	0
6 - 7	0	0	0	0	0	0	0	0	0	0
7 - 8	0	0	0	0	0	0	0	0	0	0
8 - 9	0	0	0	0	0	0	0	0	0	0
9 - 10	0	0	0	0	0	0	0	0	0	0
10 - 11	0	0	0	0	0	0	0	0	0	0
11 - 12	0	0	0	0	0	0	0	0	0	0
12 - 13	0	0	0	0	0	0	0	0	0	0
13 - 14	0	0	0	0	0	0	0	0	0	0
14 - 15	0	0	0	0	0	0	0	0	0	0
15 - 16	0	0	0	0	0	0	0	0	0	0
16 - 17	0	0	0	0	0	0	0	0	0	0
17 - 18	0	0	0	0	0	0	0	0	0	0
18 - 19	0	0	0	0	0	0	0	0	0	0
19 - 20	0	0	0	0	0	0	0	0	0	0
20 - 21	0	0	0	0	0	0	0	0	0	0
21 - 22	0	0	0	0	0	0	0	0	0	0
22 - 23	0	0	0	0	0	0	0	0	0	0
23 - 24	0	0	0	0	0	0	0	0	0	0
Totals	0	0	0	0	0	0	0			
% of Total	0%	0%	0%	0%	0%	0%	0%			

Incoming Weekly Counts
TBL (Facing) April 2024

from Tue-Mar-26-2024-09-00-AM to Tue-Apr-23-2024-12-59-PM

	22/04/2024	to	28/04/2024							
	Monday	Tuesday	Wednesday	Thursday	Friday	Saturday	Sunday	Week	Weekend	Week Day 85%
Hour	22/04/2024	23/04/2024	24/04/2024	25/04/2024	26/04/2024	27/04/2024	28/04/2024	Day Avg	Avg	Avg Speed
0 - 1	0	0	*	*	*	*	*	0	0	0
1 - 2	0	0	*	*	*	*	*	0	0	0
2 - 3	0	0	*	*	*	*	*	0	0	0
3 - 4	0	0	*	*	*	*	*	0	0	0
4 - 5	0	0	*	*	*	*	*	0	0	0
5 - 6	0	0	*	*	*	*	*	0	0	0
6 - 7	0	0	*	*	*	*	*	0	0	0
7 - 8	0	0	*	*	*	*	*	0	0	0
8 - 9	0	0	*	*	*	*	*	0	0	0
9 - 10	0	0	*	*	*	*	*	0	0	0
10 - 11	0	0	*	*	*	*	*	0	0	0
11 - 12	0	0	*	*	*	*	*	0	0	0
12 - 13	0	0	*	*	*	*	*	0	0	0
13 - 14	0	*	*	*	*	*	*	0	0	0
14 - 15	0	*	*	*	*	*	*	0	0	0
15 - 16	0	*	*	*	*	*	*	0	0	0
16 - 17	0	*	*	*	*	*	*	0	0	0
17 - 18	0	*	*	*	*	*	*	0	0	0
18 - 19	0	*	*	*	*	*	*	0	0	0
19 - 20	0	*	*	*	*	*	*	0	0	0
20 - 21	0	*	*	*	*	*	*	0	0	0
21 - 22	0	*	*	*	*	*	*	0	0	0
22 - 23	0	*	*	*	*	*	*	0	0	0
23 - 24	0	*	*	*	*	*	*	0	0	0
Totals	0	0	0	0	0	0	0			
% of Total	0%	0%	0%	0%	0%	0%	0%			

Incoming Monthly Counts
TBL (Facing) April 2024

from Tue-Mar-26-2024-09-00-AM to Tue-Apr-23-2024-12-59-PM

Hour	Mar 2024							Week Day Avg	Weekend Avg	Week Day 85% Avg Speed
	Monday	Tuesday	Wednesday	Thursday	Friday	Saturday	Sunday			
0 - 1	*	*	13	14	79	15	27	35.33	21	33.77
1 - 2	*	*	4	10	64	8	8	26	8	31.67
2 - 3	*	*	2	50	7	11	7	19.67	9	37.47
3 - 4	*	*	2	52	7	3	3	20.33	3	32.97
4 - 5	*	*	9	8	4	8	13	7	10.5	38.33
5 - 6	*	*	22	16	11	12	14	16.33	13	41.13
6 - 7	*	*	59	134	28	19	26	73.67	22.5	39.63
7 - 8	*	*	181	193	58	52	39	144	45.5	38.57
8 - 9	*	*	310	287	92	110	94	229.67	102	37.67
9 - 10	*	18	215	282	168	170	126	170.75	148	37.62
10 - 11	*	164	173	201	177	219	149	178.75	184	38.38
11 - 12	*	186	198	293	199	224	179	219	201.5	37.88
12 - 13	*	156	184	258	216	216	129	203.5	172.5	37.83
13 - 14	*	196	177	230	203	221	153	201.5	187	38.5
14 - 15	*	239	223	240	172	199	145	218.5	172	38.07
15 - 16	*	384	384	407	220	217	133	348.75	175	37.05
16 - 17	*	351	304	383	206	174	143	311	158.5	37.65
17 - 18	*	340	346	322	180	188	137	297	162.5	38.25
18 - 19	*	239	238	279	168	159	163	231	161	37.62
19 - 20	*	168	151	220	140	134	116	169.75	125	37.65
20 - 21	*	116	118	185	118	103	76	134.25	89.5	38.1
21 - 22	*	82	92	163	79	78	51	104	64.5	37.92
22 - 23	*	52	48	74	59	47	13	58.25	30	40.5
23 - 24	*	29	25	97	50	44	11	50.25	27.5	38.88
Totals	0	2720	3478	4398	2705	2631	1955			
% of Total	0%	15.21%	19.44%	24.59%	15.12%	14.71%	10.93%			

Incoming Monthly Counts
TBL (Facing) April 2024

from Tue-Mar-26-2024-09-00-AM to Tue-Apr-23-2024-12-59-PM

	Apr 2024							Week	Weekend	Week Day 85%
Hour	Monday	Tuesday	Wednesday	Thursday	Friday	Saturday	Sunday	Day Avg	Avg	Avg Speed
0 - 1	12	11	20	27	10	7	7	16	7	37.82
1 - 2	4	7	16	78	9	7	9	22.8	8	33.48
2 - 3	6	6	11	126	8	5	6	31.4	5.5	33.64
3 - 4	7	11	19	37	13	4	7	17.4	5.5	37
4 - 5	20	203	36	43	38	18	10	68	14	39.34
5 - 6	64	109	105	251	96	20	16	125	18	38.9
6 - 7	167	244	241	239	262	56	40	230.6	48	39.06
7 - 8	224	304	310	294	347	90	61	295.8	75.5	38.46
8 - 9	268	298	338	391	326	135	82	324.2	108.5	38.34
9 - 10	322	373	354	483	341	179	149	374.6	164	37.7
10 - 11	405	363	373	354	413	236	146	381.6	191	38.1
11 - 12	387	418	363	398	397	214	162	392.6	188	38.36
12 - 13	343	382	386	382	438	219	188	386.2	203.5	37.92
13 - 14	405	411	410	420	448	173	181	418.8	177	38.02
14 - 15	399	497	527	463	535	203	201	484.2	202	38.34
15 - 16	466	464	532	587	556	217	145	521	181	38.28
16 - 17	394	558	609	597	577	199	130	547	164.5	38.6
17 - 18	360	475	417	428	480	178	102	432	140	38.72
18 - 19	303	345	290	317	204	186	106	291.8	146	38.84
19 - 20	204	282	223	269	121	195	83	219.8	139	38.24
20 - 21	153	283	165	166	92	300	56	171.8	178	38.38
21 - 22	89	224	90	124	49	296	51	115.2	173.5	40.28
22 - 23	63	80	46	61	46	86	22	59.2	54	40.1
23 - 24	22	93	25	44	25	42	5	41.8	23.5	38.62
Totals	5087	6441	5906	6579	5831	3265	1965			
% of Total	14.5%	18.36%	16.84%	18.76%	16.62%	9.31%	5.6%			

Incoming Weekly Speeds
TBL (Facing) April 2024

from Tue-Mar-26-2024-09-00-AM to Tue-Apr-23-2024-12-59-PM

	25/03/2024	to	31/03/2024							
	Monday	Tuesday	Wednesday	Thursday	Friday	Saturday	Sunday	Week	Weekend	Week Day 85%
Hour	25/03/2024	26/03/2024	27/03/2024	28/03/2024	29/03/2024	30/03/2024	31/03/2024	Day Avg	Avg	Avg Speed
0 - 1	*	*	33.77	34.86	11.73	31.4	35.3	17.49	33.9	33.77
1 - 2	*	*	33.25	15.3	13.09	35.25	29.5	14.41	32.38	31.67
2 - 3	*	*	47	10.72	29.86	38	34.29	14.22	36.56	37.47
3 - 4	*	*	34.5	9.83	36.43	32	35.33	13.69	33.67	32.97
4 - 5	*	*	25.89	35.12	29.5	28.25	33.23	30.1	31.33	38.33
5 - 6	*	*	32.14	32.31	34.36	30.42	34.36	32.69	32.54	41.13
6 - 7	*	*	34.32	18.15	34.43	30.26	34.27	24.53	32.58	39.63
7 - 8	*	*	31.82	31.63	32.33	34.48	33.13	31.8	33.9	38.57
8 - 9	*	*	30.58	31.39	32.5	33.61	32.07	31.18	32.9	37.67
9 - 10	*	30.94	31.26	32.89	32.55	31.72	33.44	32.24	32.46	37.62
10 - 11	*	32.21	31.37	31.74	31.08	31.16	32.04	31.6	31.52	38.38
11 - 12	*	32.15	31.75	22.89	32.13	31.85	32.06	28.96	31.94	37.88
12 - 13	*	31.6	31.93	26.26	31.46	32.72	33.04	29.95	32.84	37.83
13 - 14	*	30.75	31.56	32.01	31.96	30.98	32.81	31.59	31.73	38.5
14 - 15	*	31.38	30.78	31.33	33.62	32.63	32.91	31.65	32.75	38.07
15 - 16	*	30.64	28.67	30.43	33.35	32.08	32.68	30.46	32.31	37.05
16 - 17	*	30.02	30.68	27	32.13	33.37	31.9	29.6	32.7	37.65
17 - 18	*	31.57	30.38	29.54	32.05	31.45	33.89	30.75	32.48	38.25
18 - 19	*	30.67	31.47	27.48	31.82	32.51	26.93	30.12	29.69	37.62
19 - 20	*	30.6	31.11	27.35	30.83	32.18	29.66	29.71	31.01	37.65
20 - 21	*	31.34	31.23	21.85	32.64	31.27	31.46	28.33	31.35	38.1
21 - 22	*	31.15	31.24	20.98	32.47	30.67	33.47	27.43	31.78	37.92
22 - 23	*	34.4	33	31.93	32.75	31.94	31	32.91	31.73	40.5
23 - 24	*	33.41	29.52	17.33	30.98	31.11	34.82	24.56	31.85	38.88
Totals	0	31.2	31	27.6	31.1	32.1	32.1			
% of Total	0%	16.86%	16.75%	14.91%	16.8%	17.34%	17.34%			

Incoming Weekly Speeds
TBL (Facing) April 2024

from Tue-Mar-26-2024-09-00-AM to Tue-Apr-23-2024-12-59-PM

	01/04/2024	to	07/04/2024							
	Monday	Tuesday	Wednesday	Thursday	Friday	Saturday	Sunday	Week	Weekend	Week Day 85%
Hour	01/04/2024	02/04/2024	03/04/2024	04/04/2024	05/04/2024	06/04/2024	07/04/2024	Day Avg	Avg	Avg Speed
0 - 1	31.17	30	14.06	10.9	37	30.57	31.29	17.29	30.93	34.78
1 - 2	0	37	21.67	8.49	32	32.71	38.11	12.25	35.75	33.65
2 - 3	35.33	29.5	10.11	8.67	38.67	30	32	10.85	31.09	30
3 - 4	27	40	27	9.27	28.2	23.25	27	17.78	25.64	31.96
4 - 5	31.17	9.8	30.26	35.23	28.16	32.5	28.6	16	31.11	35.24
5 - 6	35	34.02	33.61	13.17	30.02	34.35	35	22.46	34.64	37.48
6 - 7	34.19	31.05	33.03	33.44	22.75	35.75	33.97	29.85	35.01	39.24
7 - 8	32.93	32.3	30.16	32.46	24.95	33.18	32.61	29.92	32.95	37.96
8 - 9	32.84	30.74	30.52	23.69	31.86	31.39	32.78	29.13	31.91	37.72
9 - 10	31.74	31.22	32.59	17.76	32.77	30.88	31.81	27.35	31.3	37.76
10 - 11	29.51	32.02	32.01	31.61	32.03	32.72	32.45	31.37	32.62	38.26
11 - 12	32.9	31.68	31.68	29.67	32.09	31.62	32.84	31.59	32.15	38.6
12 - 13	32.6	30.21	30.79	32.31	30.57	32.37	30.94	31.25	31.71	37.66
13 - 14	29.68	32.72	31.75	31.17	31.78	32.35	32.56	31.41	32.46	38.32
14 - 15	31.44	31.15	30.56	32.06	31.74	31.77	33.26	31.38	32.51	38.56
15 - 16	32.1	32.18	32.59	30.38	31.37	31.66	30.86	31.64	31.34	38.52
16 - 17	32.57	31.97	30.87	31.03	32.62	32.83	31.95	31.68	32.49	38.64
17 - 18	31.99	28.1	32.2	31.87	31.2	31.92	32.7	30.89	32.2	38.66
18 - 19	32.07	26.61	30.72	30.9	31.99	24.51	32.9	30.32	27.55	38.54
19 - 20	32.68	20.93	30.68	31.67	31.34	18.5	33.06	28.72	22.85	37.78
20 - 21	30.33	12.39	32.69	30.38	32.34	13.17	31.57	24.36	16.06	36.78
21 - 22	32.24	15.36	33.33	32.99	31.88	13.5	31.96	24.98	16.21	38.48
22 - 23	21.92	15.36	35.3	36.44	32.48	21.83	34.59	26.23	24.43	38.96
23 - 24	33.38	12.7	32.91	22.19	31.84	20.95	39	20.17	22.87	37.12
Totals	31.5	27	31.4	27.2	30.9	27	32.4			
% of Total	15.19%	13.02%	15.14%	13.11%	14.9%	13.02%	15.62%			

Incoming Weekly Speeds
TBL (Facing) April 2024

from Tue-Mar-26-2024-09-00-AM to Tue-Apr-23-2024-12-59-PM

	08/04/2024	to	14/04/2024							
	Monday	Tuesday	Wednesday	Thursday	Friday	Saturday	Sunday	Week	Weekend	Week Day 85%
Hour	08/04/2024	09/04/2024	10/04/2024	11/04/2024	12/04/2024	13/04/2024	14/04/2024	Day Avg	Avg	Avg Speed
0 - 1	29.5	29.5	24.5	29.86	31.5	0	0	29.79	0	40.5
1 - 2	20.75	37	28.25	30.33	32.83	0	0	29.83	0	38
2 - 3	35.33	24.75	37	29.5	29.5	0	0	30.54	0	38
3 - 4	28	32	38	28.43	29.5	0	0	32.03	0	41
4 - 5	35.43	31.26	29.47	31.82	34.95	0	0	32.4	0	41.34
5 - 6	32.81	32.08	32.44	33.25	33.24	0	0	32.75	0	40.04
6 - 7	33.3	33.27	32.32	32.45	32.62	0	0	32.8	0	39.24
7 - 8	32.04	32.63	31.94	31.85	32.77	0	0	32.25	0	39.02
8 - 9	32.09	32.19	32.81	31.43	32.52	0	0	32.23	0	38.88
9 - 10	30.68	30.97	32.8	31.51	31.55	0	0	31.49	0	38.06
10 - 11	31.27	31.17	31.41	30.5	31.73	0	0	31.23	0	37.92
11 - 12	31.21	30.72	32.2	31.54	31.24	0	0	31.36	0	38.02
12 - 13	31.63	30.45	31.97	31.15	32.18	0	0	31.5	0	38.02
13 - 14	31.16	29.06	30.98	30.18	31.76	0	0	30.63	0	37.68
14 - 15	32.19	31.38	30.87	31.4	31.44	0	0	31.44	0	38.12
15 - 16	31.03	32.02	31.51	31.5	31.53	0	0	31.49	0	38.02
16 - 17	32.35	31.92	27.99	32.18	31.46	0	0	31.11	0	38.6
17 - 18	30.78	31.87	32.52	32.4	32.73	0	0	32.07	0	38.8
18 - 19	30.87	32.87	31.32	33.8	31.7	0	0	32.21	0	38.82
19 - 20	31.25	31.79	31.91	32.35	0	0	0	31.85	0	38.45
20 - 21	31.28	32.33	32	32.38	0	0	0	31.99	0	39.97
21 - 22	34.49	33.96	32.42	31.58	0	0	0	33.09	0	42.85
22 - 23	35.08	31.44	34.54	35.68	0	0	0	34.25	0	42.72
23 - 24	34.93	31.86	28.57	30.83	0	0	0	31.5	0	39.15
Totals	31.6	31.6	31.4	31.7	31.9	0	0			
% of Total	19.97%	19.97%	19.85%	20.04%	20.16%	0%	0%			

Incoming Weekly Speeds
 TBL (Facing) April 2024

from Tue-Mar-26-2024-09-00-AM to Tue-Apr-23-2024-12-59-PM

	15/04/2024	to	21/04/2024							
	Monday	Tuesday	Wednesday	Thursday	Friday	Saturday	Sunday	Week	Weekend	Week Day 85%
Hour	15/04/2024	16/04/2024	17/04/2024	18/04/2024	19/04/2024	20/04/2024	21/04/2024	Day Avg	Avg	Avg Speed
0 - 1	0	0	0	0	0	0	0	0	0	0
1 - 2	0	0	0	0	0	0	0	0	0	0
2 - 3	0	0	0	0	0	0	0	0	0	0
3 - 4	0	0	0	0	0	0	0	0	0	0
4 - 5	0	0	0	0	0	0	0	0	0	0
5 - 6	0	0	0	0	0	0	0	0	0	0
6 - 7	0	0	0	0	0	0	0	0	0	0
7 - 8	0	0	0	0	0	0	0	0	0	0
8 - 9	0	0	0	0	0	0	0	0	0	0
9 - 10	0	0	0	0	0	0	0	0	0	0
10 - 11	0	0	0	0	0	0	0	0	0	0
11 - 12	0	0	0	0	0	0	0	0	0	0
12 - 13	0	0	0	0	0	0	0	0	0	0
13 - 14	0	0	0	0	0	0	0	0	0	0
14 - 15	0	0	0	0	0	0	0	0	0	0
15 - 16	0	0	0	0	0	0	0	0	0	0
16 - 17	0	0	0	0	0	0	0	0	0	0
17 - 18	0	0	0	0	0	0	0	0	0	0
18 - 19	0	0	0	0	0	0	0	0	0	0
19 - 20	0	0	0	0	0	0	0	0	0	0
20 - 21	0	0	0	0	0	0	0	0	0	0
21 - 22	0	0	0	0	0	0	0	0	0	0
22 - 23	0	0	0	0	0	0	0	0	0	0
23 - 24	0	0	0	0	0	0	0	0	0	0
Totals	0	0	0	0	0	0	0			
% of Total	0%	0%	0%	0%	0%	0%	0%			

Incoming Weekly Speeds
TBL (Facing) April 2024

from Tue-Mar-26-2024-09-00-AM to Tue-Apr-23-2024-12-59-PM

	22/04/2024	to	28/04/2024							
	Monday	Tuesday	Wednesday	Thursday	Friday	Saturday	Sunday	Week	Weekend	Week Day 85%
Hour	22/04/2024	23/04/2024	24/04/2024	25/04/2024	26/04/2024	27/04/2024	28/04/2024	Day Avg	Avg	Avg Speed
0 - 1	0	0	*	*	*	*	*	*	*	0
1 - 2	0	0	*	*	*	*	*	*	*	0
2 - 3	0	0	*	*	*	*	*	*	*	0
3 - 4	0	0	*	*	*	*	*	*	*	0
4 - 5	0	0	*	*	*	*	*	*	*	0
5 - 6	0	0	*	*	*	*	*	*	*	0
6 - 7	0	0	*	*	*	*	*	*	*	0
7 - 8	0	0	*	*	*	*	*	*	*	0
8 - 9	0	0	*	*	*	*	*	*	*	0
9 - 10	0	0	*	*	*	*	*	*	*	0
10 - 11	0	0	*	*	*	*	*	*	*	0
11 - 12	0	0	*	*	*	*	*	*	*	0
12 - 13	0	0	*	*	*	*	*	*	*	0
13 - 14	0	*	*	*	*	*	*	*	*	0
14 - 15	0	*	*	*	*	*	*	*	*	0
15 - 16	0	*	*	*	*	*	*	*	*	0
16 - 17	0	*	*	*	*	*	*	*	*	0
17 - 18	0	*	*	*	*	*	*	*	*	0
18 - 19	0	*	*	*	*	*	*	*	*	0
19 - 20	0	*	*	*	*	*	*	*	*	0
20 - 21	0	*	*	*	*	*	*	*	*	0
21 - 22	0	*	*	*	*	*	*	*	*	0
22 - 23	0	*	*	*	*	*	*	*	*	0
23 - 24	0	*	*	*	*	*	*	*	*	0
Totals	0	0	0	0	0	0	0			
% of Total	0%	0%	0%	0%	0%	0%	0%			

Incoming Monthly Speeds
TBL (Facing) April 2024

from Tue-Mar-26-2024-09-00-AM to Tue-Apr-23-2024-12-59-PM

Hour	Mar 2024							Week Day Avg	Weekend Avg	Week Day 85% Avg Speed
	Monday	Tuesday	Wednesday	Thursday	Friday	Saturday	Sunday			
0 - 1	*	*	33.77	34.86	11.73	31.4	35.3	17.49	33.9	33.77
1 - 2	*	*	33.25	15.3	13.09	35.25	29.5	14.41	32.38	31.67
2 - 3	*	*	47	10.72	29.86	38	34.29	14.22	36.56	37.47
3 - 4	*	*	34.5	9.83	36.43	32	35.33	13.69	33.67	32.97
4 - 5	*	*	25.89	35.12	29.5	28.25	33.23	30.1	31.33	38.33
5 - 6	*	*	32.14	32.31	34.36	30.42	34.36	32.69	32.54	41.13
6 - 7	*	*	34.32	18.15	34.43	30.26	34.27	24.53	32.58	39.63
7 - 8	*	*	31.82	31.63	32.33	34.48	33.13	31.8	33.9	38.57
8 - 9	*	*	30.58	31.39	32.5	33.61	32.07	31.18	32.9	37.67
9 - 10	*	30.94	31.26	32.89	32.55	31.72	33.44	32.24	32.46	37.62
10 - 11	*	32.21	31.37	31.74	31.08	31.16	32.04	31.6	31.52	38.38
11 - 12	*	32.15	31.75	22.89	32.13	31.85	32.06	28.96	31.94	37.88
12 - 13	*	31.6	31.93	26.26	31.46	32.72	33.04	29.95	32.84	37.83
13 - 14	*	30.75	31.56	32.01	31.96	30.98	32.81	31.59	31.73	38.5
14 - 15	*	31.38	30.78	31.33	33.62	32.63	32.91	31.65	32.75	38.07
15 - 16	*	30.64	28.67	30.43	33.35	32.08	32.68	30.46	32.31	37.05
16 - 17	*	30.02	30.68	27	32.13	33.37	31.9	29.6	32.7	37.65
17 - 18	*	31.57	30.38	29.54	32.05	31.45	33.89	30.75	32.48	38.25
18 - 19	*	30.67	31.47	27.48	31.82	32.51	26.93	30.12	29.69	37.62
19 - 20	*	30.6	31.11	27.35	30.83	32.18	29.66	29.71	31.01	37.65
20 - 21	*	31.34	31.23	21.85	32.64	31.27	31.46	28.33	31.35	38.1
21 - 22	*	31.15	31.24	20.98	32.47	30.67	33.47	27.43	31.78	37.92
22 - 23	*	34.4	33	31.93	32.75	31.94	31	32.91	31.73	40.5
23 - 24	*	33.41	29.52	17.33	30.98	31.11	34.82	24.56	31.85	38.88
Totals	0	31.2	31	27.6	31.1	32.1	32.1			
% of Total	0%	16.86%	16.75%	14.91%	16.8%	17.34%	17.34%			

Incoming Monthly Speeds
TBL (Facing) April 2024

from Tue-Mar-26-2024-09-00-AM to Tue-Apr-23-2024-12-59-PM

	Apr 2024							Week	Weekend	Week Day 85%
Hour	Monday	Tuesday	Wednesday	Thursday	Friday	Saturday	Sunday	Day Avg	Avg	Avg Speed
0 - 1	30.33	29.73	15.1	15.81	32.6	30.57	31.29	21.82	30.93	37.82
1 - 2	20.75	37	23.31	10.17	32.56	32.71	38.11	15.8	35.75	33.48
2 - 3	35.33	26.33	15	9	36.38	30	32	12.48	31.09	33.64
3 - 4	27.71	35.64	33.37	12.89	29	23.25	27	23.84	25.64	37
4 - 5	34.15	12.65	29.89	33.88	31.55	32.5	28.6	20.54	31.11	39.34
5 - 6	33.16	33.11	33.08	17.41	31.43	34.35	35	26.54	34.64	38.9
6 - 7	33.49	32.14	32.66	32.93	26.86	35.75	33.97	31.41	35.01	39.06
7 - 8	32.31	32.47	31.01	32.15	28.37	33.18	32.61	31.11	32.95	38.46
8 - 9	32.39	31.47	31.65	26.52	32.17	31.39	32.78	30.61	31.91	38.34
9 - 10	31.16	31.09	32.69	22.03	32.15	30.88	31.81	29.26	31.3	37.7
10 - 11	30.27	31.62	31.72	31.05	31.88	32.72	32.45	31.3	32.62	38.1
11 - 12	32.02	31.24	31.92	30.64	31.62	31.62	32.84	31.47	32.15	38.36
12 - 13	32.13	30.32	31.38	31.74	31.37	32.37	30.94	31.37	31.71	37.92
13 - 14	30.43	30.72	31.39	30.69	31.77	32.35	32.56	31.01	32.46	38.02
14 - 15	31.86	31.26	30.72	31.75	31.59	31.77	33.26	31.41	32.51	38.34
15 - 16	31.4	32.1	32.07	30.91	31.45	31.66	30.86	31.56	31.34	38.28
16 - 17	32.42	31.94	29.37	31.59	31.99	32.83	31.95	31.37	32.49	38.6
17 - 18	31.23	29.88	32.37	32.13	32.03	31.92	32.7	31.51	32.2	38.72
18 - 19	31.46	29.35	31.02	32.3	31.96	24.51	32.9	31.13	27.55	38.84
19 - 20	31.92	25.21	31.32	31.99	31.34	18.5	33.06	30.03	22.85	38.24
20 - 21	30.8	17.74	32.35	31.2	32.34	13.17	31.57	27.04	16.06	38.38
21 - 22	33.33	20.01	32.88	32.39	31.88	13.5	31.96	27.75	16.21	40.28
22 - 23	26.94	20.79	34.87	36.02	32.48	21.83	34.59	29.24	24.43	40.1
23 - 24	34.36	15.58	30.48	25.73	31.84	20.95	39	23.42	22.87	38.62
Totals	31.6	29	31.4	29.2	31.4	27	32.4			
% of Total	14.91%	13.68%	14.81%	13.77%	14.81%	12.74%	15.28%			

Incoming Weekly EightyFifthSpeeds
TBL (Facing) April 2024

from Tue-Mar-26-2024-09-00-AM to Tue-Apr-23-2024-12-59-PM

	25/03/2024	to	31/03/2024							
	Monday	Tuesday	Wednesday	Thursday	Friday	Saturday	Sunday	Week	Weekend	Week Day 85%
Hour	25/03/2024	26/03/2024	27/03/2024	28/03/2024	29/03/2024	30/03/2024	31/03/2024	Day Avg	Avg	Avg Speed
0 - 1	*	*	41.7	45	14.6	40	41.2	33.77	40.6	33.77
1 - 2	*	*	35	30	30	45	35	31.67	40	31.67
2 - 3	*	*	65	9.9	37.5	50	40	37.47	45	37.47
3 - 4	*	*	45	11.4	42.5	40	40	32.97	40	32.97
4 - 5	*	*	35	45	35	35	38.8	38.33	36.9	38.33
5 - 6	*	*	41.7	41.7	40	35	41.7	41.13	38.35	41.13
6 - 7	*	*	40.6	35	43.3	40	44	39.63	42	39.63
7 - 8	*	*	38	38.2	39.5	41.4	39.4	38.57	40.4	38.57
8 - 9	*	*	36.9	37.5	38.6	39.5	38.9	37.67	39.2	37.67
9 - 10	*	35	37.9	38.8	38.8	38.7	40	37.62	39.35	37.62
10 - 11	*	38.9	38.7	38	37.9	37.8	39.5	38.38	38.65	38.38
11 - 12	*	38.5	38.6	35.9	38.5	38.6	38.7	37.88	38.65	37.88
12 - 13	*	37.7	38.7	36.5	38.4	39.7	39.6	37.83	39.65	37.83
13 - 14	*	37.9	38.8	38.5	38.8	38	38.8	38.5	38.4	38.5
14 - 15	*	37.4	37.7	38.1	39.1	38.6	40.6	38.07	39.6	38.07
15 - 16	*	36.1	35.9	36.4	39.8	39.2	38.6	37.05	38.9	37.05
16 - 17	*	36.9	37.9	37	38.8	39.5	38.4	37.65	38.95	37.65
17 - 18	*	38.7	37.3	38.5	38.5	38.5	39.4	38.25	38.95	38.25
18 - 19	*	36.8	37.7	37	39	39	37.5	37.62	38.25	37.62
19 - 20	*	37.2	38.2	37.4	37.8	38.8	38.2	37.65	38.5	37.65
20 - 21	*	37.9	38.3	35.6	40.6	38.3	39.2	38.1	38.75	38.1
21 - 22	*	37.8	39.1	34.8	40	37.3	39.7	37.92	38.5	37.92
22 - 23	*	40.6	40	40.6	40.8	40.8	36.7	40.5	38.75	40.5
23 - 24	*	43.8	36.7	36.1	38.9	37.9	41.7	38.88	39.8	38.88
Totals	0	571.2	950.4	852.9	906.7	946.6	945.6			
% of Total	0%	11.04%	18.37%	16.49%	17.53%	18.3%	18.28%			

Incoming Weekly EightyFifthSpeeds
TBL (Facing) April 2024

from Tue-Mar-26-2024-09-00-AM to Tue-Apr-23-2024-12-59-PM

	01/04/2024	to	07/04/2024							
	Monday	Tuesday	Wednesday	Thursday	Friday	Saturday	Sunday	Week	Weekend	Week Day 85%
Hour	01/04/2024	02/04/2024	03/04/2024	04/04/2024	05/04/2024	06/04/2024	07/04/2024	Day Avg	Avg	Avg Speed
0 - 1	42.5	40	31.7	9.7	50	45	40	34.78	42.5	34.78
1 - 2	0	40	40	9.6	45	40	45	33.65	42.5	33.65
2 - 3	45	40	10	10	45	40	45	30	42.5	30
3 - 4	35	45	35	9.8	35	25	35	31.96	30	31.96
4 - 5	45	9.9	40	43	38.3	38.3	35	35.24	36.65	35.24
5 - 6	40	40	39.7	26.7	41	41.7	45	37.48	43.35	37.48
6 - 7	42	37	39.7	39.8	37.7	42.7	42.9	39.24	42.8	39.24
7 - 8	38.5	38.2	38.3	38.3	36.5	40.4	38.9	37.96	39.65	37.96
8 - 9	38.8	35.8	37.9	37	39.1	37.5	41.1	37.72	39.3	37.72
9 - 10	38.9	38.2	38.5	33.6	39.6	37.4	38.8	37.76	38.1	37.76
10 - 11	38.2	38.6	38.3	37.6	38.6	39.1	39	38.26	39.05	38.26
11 - 12	39.5	38.7	38.3	37.7	38.8	38.9	39.6	38.6	39.25	38.6
12 - 13	38.7	36.2	37.4	38.5	37.5	38.5	38.2	37.66	38.35	37.66
13 - 14	37.2	39	38.3	38.6	38.5	39	39.6	38.32	39.3	38.32
14 - 15	39.7	37.7	37.7	38.8	38.9	39.1	39.5	38.56	39.3	38.56
15 - 16	38.7	39.1	38.8	37.8	38.2	38.3	37.7	38.52	38	38.52
16 - 17	39.5	38.7	37.8	38.2	39	39.4	38.8	38.64	39.1	38.64
17 - 18	39.2	37.5	39.1	38.7	38.8	38.8	39.2	38.66	39	38.66
18 - 19	39.1	38.1	37.9	38.6	39	36.9	39.8	38.54	38.35	38.54
19 - 20	39.3	35	37.8	38.5	38.3	33.1	39.8	37.78	36.45	37.78
20 - 21	37.5	27.5	39.5	39.8	39.6	29.1	41.7	36.78	35.4	36.78
21 - 22	40	32.6	41.2	38.6	40	29.2	38.3	38.48	33.75	38.48
22 - 23	37.5	31.9	43.8	43.3	38.3	35	43.3	38.96	39.15	38.96
23 - 24	40	28.3	40	38.3	39	38	45	37.12	41.5	37.12
Totals	909.8	863	896.7	800.5	949.7	900.4	966.2			
% of Total	14.47%	13.73%	14.26%	12.73%	15.11%	14.32%	15.37%			

Incoming Weekly EightyFifthSpeeds
TBL (Facing) April 2024

from Tue-Mar-26-2024-09-00-AM to Tue-Apr-23-2024-12-59-PM

	08/04/2024	to	14/04/2024							
	Monday	Tuesday	Wednesday	Thursday	Friday	Saturday	Sunday	Week	Weekend	Week Day 85%
Hour	08/04/2024	09/04/2024	10/04/2024	11/04/2024	12/04/2024	13/04/2024	14/04/2024	Day Avg	Avg	Avg Speed
0 - 1	45	40	40	40	37.5	0	0	40.5	0	40.5
1 - 2	25	50	35	40	40	0	0	38	0	38
2 - 3	45	30	45	35	35	0	0	38	0	38
3 - 4	35	40	50	40	40	0	0	41	0	41
4 - 5	43.8	41.2	36.7	41.7	43.3	0	0	41.34	0	41.34
5 - 6	39.7	38.8	39.6	42.1	40	0	0	40.04	0	40.04
6 - 7	39.2	39.5	39.3	39	39.2	0	0	39.24	0	39.24
7 - 8	38.5	38.8	38.2	38.9	40.7	0	0	39.02	0	39.02
8 - 9	38.4	39.5	39.2	38.8	38.5	0	0	38.88	0	38.88
9 - 10	37.6	37.5	38.9	37.7	38.6	0	0	38.06	0	38.06
10 - 11	37.9	38.5	38.2	36.6	38.4	0	0	37.92	0	37.92
11 - 12	38.1	37.9	38	38.2	37.9	0	0	38.02	0	38.02
12 - 13	38.4	37.4	38.5	37.3	38.5	0	0	38.02	0	38.02
13 - 14	38	37.5	37.8	37	38.1	0	0	37.68	0	37.68
14 - 15	38.5	38.3	37.5	38.5	37.8	0	0	38.12	0	38.12
15 - 16	38.1	38.2	37.7	38.1	38	0	0	38.02	0	38.02
16 - 17	38.9	38.4	37.8	39.1	38.8	0	0	38.6	0	38.6
17 - 18	38.6	38.2	38.6	39.4	39.2	0	0	38.8	0	38.8
18 - 19	39.2	39.7	38.3	39.9	37	0	0	38.82	0	38.82
19 - 20	37.5	38.9	38.6	38.8	0	0	0	38.45	0	38.45
20 - 21	39.6	39.5	40.8	40	0	0	0	39.97	0	39.97
21 - 22	44.3	42.1	42.5	42.5	0	0	0	42.85	0	42.85
22 - 23	43.3	40	43.3	44.3	0	0	0	42.72	0	42.72
23 - 24	43.3	38.3	35	40	0	0	0	39.15	0	39.15
Totals	940.9	938.2	944.5	942.9	736.5	0	0			
% of Total	20.89%	20.83%	20.97%	20.94%	16.36%	0%	0%			

Incoming Weekly EightyFifthSpeeds
 TBL (Facing) April 2024

from Tue-Mar-26-2024-09-00-AM to Tue-Apr-23-2024-12-59-PM

	15/04/2024	to	21/04/2024							
	Monday	Tuesday	Wednesday	Thursday	Friday	Saturday	Sunday	Week	Weekend	Week Day 85%
Hour	15/04/2024	16/04/2024	17/04/2024	18/04/2024	19/04/2024	20/04/2024	21/04/2024	Day Avg	Avg	Avg Speed
0 - 1	0	0	0	0	0	0	0	0	0	0
1 - 2	0	0	0	0	0	0	0	0	0	0
2 - 3	0	0	0	0	0	0	0	0	0	0
3 - 4	0	0	0	0	0	0	0	0	0	0
4 - 5	0	0	0	0	0	0	0	0	0	0
5 - 6	0	0	0	0	0	0	0	0	0	0
6 - 7	0	0	0	0	0	0	0	0	0	0
7 - 8	0	0	0	0	0	0	0	0	0	0
8 - 9	0	0	0	0	0	0	0	0	0	0
9 - 10	0	0	0	0	0	0	0	0	0	0
10 - 11	0	0	0	0	0	0	0	0	0	0
11 - 12	0	0	0	0	0	0	0	0	0	0
12 - 13	0	0	0	0	0	0	0	0	0	0
13 - 14	0	0	0	0	0	0	0	0	0	0
14 - 15	0	0	0	0	0	0	0	0	0	0
15 - 16	0	0	0	0	0	0	0	0	0	0
16 - 17	0	0	0	0	0	0	0	0	0	0
17 - 18	0	0	0	0	0	0	0	0	0	0
18 - 19	0	0	0	0	0	0	0	0	0	0
19 - 20	0	0	0	0	0	0	0	0	0	0
20 - 21	0	0	0	0	0	0	0	0	0	0
21 - 22	0	0	0	0	0	0	0	0	0	0
22 - 23	0	0	0	0	0	0	0	0	0	0
23 - 24	0	0	0	0	0	0	0	0	0	0
Totals	0	0	0	0	0	0	0			
% of Total	0%	0%	0%	0%	0%	0%	0%			

Incoming Weekly EightyFifthSpeeds
TBL (Facing) April 2024

from Tue-Mar-26-2024-09-00-AM to Tue-Apr-23-2024-12-59-PM

	22/04/2024	to	28/04/2024							
	Monday	Tuesday	Wednesday	Thursday	Friday	Saturday	Sunday	Week	Weekend	Week Day 85%
Hour	22/04/2024	23/04/2024	24/04/2024	25/04/2024	26/04/2024	27/04/2024	28/04/2024	Day Avg	Avg	Avg Speed
0 - 1	0	0	*	*	*	*	*	0	0	0
1 - 2	0	0	*	*	*	*	*	0	0	0
2 - 3	0	0	*	*	*	*	*	0	0	0
3 - 4	0	0	*	*	*	*	*	0	0	0
4 - 5	0	0	*	*	*	*	*	0	0	0
5 - 6	0	0	*	*	*	*	*	0	0	0
6 - 7	0	0	*	*	*	*	*	0	0	0
7 - 8	0	0	*	*	*	*	*	0	0	0
8 - 9	0	0	*	*	*	*	*	0	0	0
9 - 10	0	0	*	*	*	*	*	0	0	0
10 - 11	0	0	*	*	*	*	*	0	0	0
11 - 12	0	0	*	*	*	*	*	0	0	0
12 - 13	0	0	*	*	*	*	*	0	0	0
13 - 14	0	*	*	*	*	*	*	0	0	0
14 - 15	0	*	*	*	*	*	*	0	0	0
15 - 16	0	*	*	*	*	*	*	0	0	0
16 - 17	0	*	*	*	*	*	*	0	0	0
17 - 18	0	*	*	*	*	*	*	0	0	0
18 - 19	0	*	*	*	*	*	*	0	0	0
19 - 20	0	*	*	*	*	*	*	0	0	0
20 - 21	0	*	*	*	*	*	*	0	0	0
21 - 22	0	*	*	*	*	*	*	0	0	0
22 - 23	0	*	*	*	*	*	*	0	0	0
23 - 24	0	*	*	*	*	*	*	0	0	0
Totals	0	0	0	0	0	0	0			
% of Total	0%	0%	0%	0%	0%	0%	0%			

Incoming Monthly EightyFifthSpeeds
TBL (Facing) April 2024

from Tue-Mar-26-2024-09-00-AM to Tue-Apr-23-2024-12-59-PM

	Mar 2024							Week	Weekend	Week Day 85%
Hour	Monday	Tuesday	Wednesday	Thursday	Friday	Saturday	Sunday	Day Avg	Avg	Avg Speed
0 - 1	*	*	41.7	45	14.6	40	41.2	33.77	40.6	33.77
1 - 2	*	*	35	30	30	45	35	31.67	40	31.67
2 - 3	*	*	65	9.9	37.5	50	40	37.47	45	37.47
3 - 4	*	*	45	11.4	42.5	40	40	32.97	40	32.97
4 - 5	*	*	35	45	35	35	38.8	38.33	36.9	38.33
5 - 6	*	*	41.7	41.7	40	35	41.7	41.13	38.35	41.13
6 - 7	*	*	40.6	35	43.3	40	44	39.63	42	39.63
7 - 8	*	*	38	38.2	39.5	41.4	39.4	38.57	40.4	38.57
8 - 9	*	*	36.9	37.5	38.6	39.5	38.9	37.67	39.2	37.67
9 - 10	*	35	37.9	38.8	38.8	38.7	40	37.62	39.35	37.62
10 - 11	*	38.9	38.7	38	37.9	37.8	39.5	38.38	38.65	38.38
11 - 12	*	38.5	38.6	35.9	38.5	38.6	38.7	37.88	38.65	37.88
12 - 13	*	37.7	38.7	36.5	38.4	39.7	39.6	37.83	39.65	37.83
13 - 14	*	37.9	38.8	38.5	38.8	38	38.8	38.5	38.4	38.5
14 - 15	*	37.4	37.7	38.1	39.1	38.6	40.6	38.07	39.6	38.07
15 - 16	*	36.1	35.9	36.4	39.8	39.2	38.6	37.05	38.9	37.05
16 - 17	*	36.9	37.9	37	38.8	39.5	38.4	37.65	38.95	37.65
17 - 18	*	38.7	37.3	38.5	38.5	38.5	39.4	38.25	38.95	38.25
18 - 19	*	36.8	37.7	37	39	39	37.5	37.62	38.25	37.62
19 - 20	*	37.2	38.2	37.4	37.8	38.8	38.2	37.65	38.5	37.65
20 - 21	*	37.9	38.3	35.6	40.6	38.3	39.2	38.1	38.75	38.1
21 - 22	*	37.8	39.1	34.8	40	37.3	39.7	37.92	38.5	37.92
22 - 23	*	40.6	40	40.6	40.8	40.8	36.7	40.5	38.75	40.5
23 - 24	*	43.8	36.7	36.1	38.9	37.9	41.7	38.88	39.8	38.88

Incoming Monthly EightyFifthSpeeds
TBL (Facing) April 2024

from Tue-Mar-26-2024-09-00-AM to Tue-Apr-23-2024-12-59-PM

Hour	Apr 2024							Week Day Avg	Weekend Avg	Week Day 85% Avg Speed
	Monday	Tuesday	Wednesday	Thursday	Friday	Saturday	Sunday			
0 - 1	43.3	40	33.3	35	37.5	45	40	37.82	42.5	37.82
1 - 2	25	47.5	40	9.9	45	40	45	33.48	42.5	33.48
2 - 3	42.5	37.5	32.5	10.7	45	40	45	33.64	42.5	33.64
3 - 4	35	42.5	45	25	37.5	25	35	37	30	37
4 - 5	44	28.1	39.4	43.1	42.1	38.3	35	39.34	36.65	39.34
5 - 6	39.7	39.6	39.6	35	40.6	41.7	45	38.9	43.35	38.9
6 - 7	39.5	38.5	39.5	39.3	38.5	42.7	42.9	39.06	42.8	39.06
7 - 8	38.4	38.6	38.2	38.6	38.5	40.4	38.9	38.46	39.65	38.46
8 - 9	38.6	37.9	38.7	37.6	38.9	37.5	41.1	38.34	39.3	38.34
9 - 10	38.2	37.8	38.7	34.8	39	37.4	38.8	37.7	38.1	37.7
10 - 11	38	38.5	38.3	37.2	38.5	39.1	39	38.1	39.05	38.1
11 - 12	38.8	38.4	38.3	38	38.3	38.9	39.6	38.36	39.25	38.36
12 - 13	38.6	36.9	38	38.1	38	38.5	38.2	37.92	38.35	37.92
13 - 14	37.7	38.2	38	37.9	38.3	39	39.6	38.02	39.3	38.02
14 - 15	39	38	37.6	38.7	38.4	39.1	39.5	38.34	39.3	38.34
15 - 16	38.3	38.7	38.3	38	38.1	38.3	37.7	38.28	38	38.28
16 - 17	39.1	38.5	37.8	38.7	38.9	39.4	38.8	38.6	39.1	38.6
17 - 18	38.8	37.9	38.8	39.1	39	38.8	39.2	38.72	39	38.72
18 - 19	39.1	38.8	38.1	39.4	38.8	36.9	39.8	38.84	38.35	38.84
19 - 20	38.3	37.6	38.2	38.8	38.3	33.1	39.8	38.24	36.45	38.24
20 - 21	38.8	33.8	39.8	39.9	39.6	29.1	41.7	38.38	35.4	38.38
21 - 22	43	36.9	41.9	39.6	40	29.2	38.3	40.28	33.75	40.28
22 - 23	40	34.7	43.5	44	38.3	35	43.3	40.1	39.15	40.1
23 - 24	42.5	33.5	38.8	39.3	39	38	45	38.62	41.5	38.62

Summary of Violators
TBL (Facing) April 2024

from Tue-Mar-26-2024-09-00-AM to Tue-Apr-23-2024-12-59-PM

Starting Hour	Count	Average Speed of all Traffic	Violator Counts	Average Speed of Violators
00:00:00	0	N/A	N/A	N/A
01:00:00	0	N/A	N/A	N/A
02:00:00	0	N/A	N/A	N/A
03:00:00	0	N/A	N/A	N/A
04:00:00	0	N/A	N/A	N/A
05:00:00	0	N/A	N/A	N/A
06:00:00	0	N/A	N/A	N/A
07:00:00	0	N/A	N/A	N/A
08:00:00	0	N/A	N/A	N/A
09:00:00	7	13.9	4	33.8
10:00:00	159	10.3	108	35.7
11:00:00	184	10.0	117	35.6
12:00:00	157	9.5	105	34.9
13:00:00	198	9.6	117	35.4
14:00:00	223	8.4	136	35.3
15:00:00	379	5.0	208	34.6
16:00:00	363	5.4	187	35.0
17:00:00	343	6.9	216	35.6
18:00:00	243	7.0	146	34.7
19:00:00	177	10.8	90	35.4
20:00:00	112	13.5	65	35.4
21:00:00	92	14.6	61	34.9
22:00:00	51	20.3	41	36.4
23:00:00	30	27.0	20	37.8
00:00:00	15	29.3	10	40.0
01:00:00	4	33.8	3	35.8
02:00:00	1	32.5	1	32.5
03:00:00	3	44.2	2	52.5
04:00:00	7	26.1	3	32.5
05:00:00	23	27.2	15	37.2
06:00:00	54	21.5	50	36.1
07:00:00	167	10.0	106	35.3
08:00:00	307	6.0	174	34.7
09:00:00	227	8.3	141	35.3
10:00:00	166	10.0	101	36.2
11:00:00	199	9.5	123	35.8
12:00:00	192	9.7	122	36.1
13:00:00	170	11.1	105	36.2
14:00:00	217	8.3	134	35.3
15:00:00	387	5.2	163	34.9
16:00:00	295	7.6	170	36.1
17:00:00	341	6.2	201	35.0
18:00:00	263	6.9	153	35.2
19:00:00	147	12.1	85	35.7
20:00:00	125	13.0	70	36.1
21:00:00	90	17.7	57	36.1
22:00:00	52	21.7	36	36.5
23:00:00	27	25.6	15	35.8

Summary of Violators
TBL (Facing) April 2024

from Tue-Mar-26-2024-09-00-AM to Tue-Apr-23-2024-12-59-PM

00:00:00	15	35.5	11	38.9
01:00:00	2	32.5	1	37.5
02:00:00	57	4.3	4	40.0
03:00:00	53	3.8	4	37.5
04:00:00	6	37.5	4	43.8
05:00:00	15	32.8	10	37.5
06:00:00	131	9.6	35	36.8
07:00:00	174	10.1	114	35.5
08:00:00	296	5.7	177	35.0
09:00:00	280	6.8	197	35.5
10:00:00	207	9.2	134	35.4
11:00:00	271	7.1	118	35.3
12:00:00	280	6.6	117	35.3
13:00:00	226	7.7	149	35.5
14:00:00	235	8.6	153	35.4
15:00:00	392	5.1	207	34.7
16:00:00	387	5.4	203	35.1
17:00:00	327	6.4	192	35.6
18:00:00	282	7.2	163	35.4
19:00:00	209	8.7	110	35.4
20:00:00	215	7.7	66	35.8
21:00:00	160	9.3	55	36.3
22:00:00	74	20.8	45	36.7
23:00:00	83	12.5	33	37.8
00:00:00	100	3.8	7	36.1
01:00:00	64	6.0	9	38.6
02:00:00	8	30.6	5	34.5
03:00:00	6	31.3	5	39.5
04:00:00	5	30.5	4	33.8
05:00:00	10	30.3	8	36.9
06:00:00	25	32.5	21	37.7
07:00:00	54	19.9	38	36.1
08:00:00	90	14.9	62	35.4
09:00:00	165	10.9	118	35.8
10:00:00	174	10.3	105	35.5
11:00:00	199	9.6	134	35.6
12:00:00	217	8.9	141	35.6
13:00:00	205	9.6	137	35.6
14:00:00	174	10.2	131	35.9
15:00:00	219	9.3	161	36.7
16:00:00	201	10.0	139	36.0
17:00:00	180	10.5	121	35.6
18:00:00	173	11.3	120	36.3
19:00:00	141	12.7	81	35.5
20:00:00	123	14.2	79	36.9
21:00:00	77	19.4	56	36.8
22:00:00	61	22.0	39	36.7
23:00:00	52	23.0	29	37.7
00:00:00	18	31.8	11	39.8

Summary of Violators
TBL (Facing) April 2024

from Tue-Mar-26-2024-09-00-AM to Tue-Apr-23-2024-12-59-PM

01:00:00	8	30.9	6	38.3
02:00:00	9	39.7	8	42.5
03:00:00	6	27.1	4	36.3
04:00:00	6	27.5	1	32.5
05:00:00	13	26.3	9	34.7
06:00:00	13	30.6	7	37.5
07:00:00	55	20.8	40	36.6
08:00:00	104	14.7	79	36.2
09:00:00	170	10.0	112	36.0
10:00:00	212	8.5	126	35.3
11:00:00	224	8.8	147	35.7
12:00:00	218	9.5	149	35.9
13:00:00	218	8.5	139	35.5
14:00:00	202	9.8	147	35.8
15:00:00	215	8.8	135	36.1
16:00:00	175	11.3	131	36.4
17:00:00	194	10.7	123	35.7
18:00:00	157	11.7	108	36.3
19:00:00	141	12.3	102	35.5
20:00:00	101	15.4	59	35.6
21:00:00	80	18.2	45	36.1
22:00:00	48	23.0	29	37.0
23:00:00	47	22.0	30	36.2
00:00:00	28	27.5	24	36.7
01:00:00	8	30.0	5	34.5
02:00:00	6	27.9	5	34.5
03:00:00	4	37.5	4	37.5
04:00:00	11	30.0	8	36.3
05:00:00	16	28.6	13	36.3
06:00:00	23	30.4	13	40.6
07:00:00	37	24.4	25	36.5
08:00:00	89	15.4	59	35.9
09:00:00	126	14.1	93	36.7
10:00:00	145	13.0	102	36.5
11:00:00	178	10.5	115	35.7
12:00:00	132	12.2	92	36.1
13:00:00	161	11.1	120	35.8
14:00:00	132	13.9	101	36.4
15:00:00	142	11.7	101	35.5
16:00:00	134	12.1	91	35.8
17:00:00	144	12.4	104	36.4
18:00:00	163	11.5	86	35.8
19:00:00	114	15.5	60	36.2
20:00:00	84	14.4	53	35.5
21:00:00	52	21.2	40	36.8
22:00:00	16	23.8	11	33.9
23:00:00	11	31.4	9	37.5
00:00:00	6	31.7	4	37.5
01:00:00	0	N/A	N/A	N/A

Summary of Violators
TBL (Facing) April 2024

from Tue-Mar-26-2024-09-00-AM to Tue-Apr-23-2024-12-59-PM

02:00:00	2	40.0	2	40.0
03:00:00	3	27.5	1	32.5
04:00:00	6	31.7	3	42.5
05:00:00	9	35.8	7	38.2
06:00:00	33	23.9	28	36.1
07:00:00	68	15.8	52	35.0
08:00:00	103	14.5	73	36.3
09:00:00	146	12.6	90	36.2
10:00:00	214	8.3	133	35.4
11:00:00	191	10.5	140	36.1
12:00:00	179	10.3	125	35.9
13:00:00	190	9.6	123	34.9
14:00:00	189	9.8	121	36.1
15:00:00	150	11.3	97	35.4
16:00:00	126	13.9	88	37.2
17:00:00	136	12.3	90	35.8
18:00:00	148	12.1	90	36.6
19:00:00	94	15.8	72	36.1
20:00:00	88	14.9	48	35.2
21:00:00	46	22.0	25	38.3
22:00:00	40	16.9	17	37.2
23:00:00	8	29.7	7	34.6
00:00:00	6	30.8	4	37.5
01:00:00	4	37.5	4	37.5
02:00:00	2	30.0	1	37.5
03:00:00	5	40.5	4	45.0
04:00:00	173	3.1	9	36.9
05:00:00	56	21.2	45	36.2
06:00:00	109	12.9	68	35.1
07:00:00	158	10.3	103	35.0
08:00:00	145	10.8	89	34.6
09:00:00	176	10.2	101	35.7
10:00:00	195	9.7	133	35.5
11:00:00	226	8.2	148	35.4
12:00:00	191	8.5	97	34.9
13:00:00	191	10.0	134	35.3
14:00:00	247	8.0	151	35.5
15:00:00	235	9.3	160	36.2
16:00:00	274	7.4	185	35.7
17:00:00	265	7.2	153	35.1
18:00:00	197	8.6	103	35.9
19:00:00	166	9.7	57	36.4
20:00:00	212	4.8	26	35.8
21:00:00	172	6.8	36	36.3
22:00:00	55	10.5	12	34.6
23:00:00	78	7.1	10	38.0
00:00:00	15	13.8	5	35.5
01:00:00	18	15.0	4	42.5
02:00:00	8	1.9	0	0.0

Summary of Violators
TBL (Facing) April 2024

from Tue-Mar-26-2024-09-00-AM to Tue-Apr-23-2024-12-59-PM

03:00:00	8	28.1	3	35.8
04:00:00	18	24.3	10	37.0
05:00:00	57	20.7	45	36.4
06:00:00	98	15.0	71	36.4
07:00:00	166	9.6	102	35.6
08:00:00	165	10.9	102	35.4
09:00:00	187	9.6	135	35.3
10:00:00	188	9.1	114	35.5
11:00:00	196	9.6	125	35.7
12:00:00	201	8.6	120	34.9
13:00:00	213	8.7	135	35.5
14:00:00	243	7.7	137	35.2
15:00:00	280	7.2	198	35.5
16:00:00	300	7.0	181	35.3
17:00:00	207	9.5	139	36.1
18:00:00	147	10.7	85	35.4
19:00:00	112	12.4	66	35.3
20:00:00	87	16.4	60	36.2
21:00:00	45	26.4	33	36.9
22:00:00	22	31.0	16	38.4
23:00:00	12	33.8	10	37.0
00:00:00	20	6.1	2	42.5
01:00:00	72	1.9	1	32.5
02:00:00	124	1.6	1	32.5
03:00:00	30	2.8	1	42.5
04:00:00	24	27.6	18	39.2
05:00:00	197	4.9	28	36.4
06:00:00	105	15.9	74	36.3
07:00:00	145	11.6	107	35.4
08:00:00	194	9.2	101	36.0
09:00:00	381	4.3	79	34.8
10:00:00	184	8.8	120	34.9
11:00:00	184	9.5	101	35.4
12:00:00	199	8.5	126	35.6
13:00:00	210	9.8	130	36.0
14:00:00	233	8.3	154	35.8
15:00:00	299	7.2	181	35.5
16:00:00	319	6.9	187	35.6
17:00:00	229	8.6	151	35.5
18:00:00	168	11.6	88	36.8
19:00:00	142	12.6	86	35.8
20:00:00	101	15.1	63	37.3
21:00:00	71	17.8	51	35.6
22:00:00	29	27.2	25	36.9
23:00:00	29	20.0	12	38.8
00:00:00	3	34.2	1	47.5
01:00:00	3	32.5	2	40.0
02:00:00	6	39.2	5	41.5
03:00:00	5	24.0	2	35.0

Summary of Violators
TBL (Facing) April 2024

from Tue-Mar-26-2024-09-00-AM to Tue-Apr-23-2024-12-59-PM

04:00:00	16	23.1	6	34.2
05:00:00	51	23.2	30	38.0
06:00:00	123	12.3	72	36.3
07:00:00	215	7.9	85	35.2
08:00:00	177	10.5	105	36.2
09:00:00	168	11.2	116	36.1
10:00:00	200	9.0	128	35.5
11:00:00	182	10.8	124	35.8
12:00:00	217	8.1	126	35.2
13:00:00	209	9.2	134	35.4
14:00:00	260	8.1	179	35.9
15:00:00	280	7.5	173	35.4
16:00:00	268	8.2	180	36.1
17:00:00	224	9.8	136	36.0
18:00:00	182	9.9	116	35.8
19:00:00	123	12.4	81	35.5
20:00:00	102	17.8	64	36.6
21:00:00	52	21.0	31	36.5
22:00:00	47	22.3	33	36.0
23:00:00	27	24.0	17	35.7
00:00:00	7	31.1	4	38.8
01:00:00	6	33.3	3	39.2
02:00:00	5	31.5	4	36.3
03:00:00	5	24.5	1	37.5
04:00:00	15	26.0	12	36.3
05:00:00	21	29.8	16	37.5
06:00:00	53	22.9	44	38.1
07:00:00	86	17.2	59	36.9
08:00:00	130	11.2	83	34.9
09:00:00	170	11.3	99	35.5
10:00:00	241	8.8	173	35.7
11:00:00	219	9.1	148	35.6
12:00:00	221	9.1	147	35.5
13:00:00	168	12.1	115	36.2
14:00:00	206	11.1	133	36.1
15:00:00	211	9.4	136	35.4
16:00:00	203	9.5	142	36.3
17:00:00	176	11.6	122	36.1
18:00:00	187	8.9	90	35.0
19:00:00	180	8.0	51	35.2
20:00:00	303	4.7	44	36.6
21:00:00	284	6.2	41	37.0
22:00:00	126	11.3	31	36.5
23:00:00	42	16.8	16	36.9
00:00:00	7	31.8	4	37.5
01:00:00	8	38.1	7	39.6
02:00:00	7	33.9	4	42.5
03:00:00	6	26.7	2	35.0
04:00:00	10	24.8	7	33.2

Summary of Violators
TBL (Facing) April 2024

from Tue-Mar-26-2024-09-00-AM to Tue-Apr-23-2024-12-59-PM

05:00:00	17	29.7	15	37.5
06:00:00	36	24.9	27	37.1
07:00:00	58	20.9	40	36.1
08:00:00	79	16.2	48	37.2
09:00:00	141	12.1	89	36.2
10:00:00	156	12.0	107	36.1
11:00:00	157	12.2	111	36.2
12:00:00	194	10.2	120	35.6
13:00:00	166	11.7	115	36.7
14:00:00	198	9.6	145	36.2
15:00:00	162	10.6	104	35.0
16:00:00	131	12.5	80	36.6
17:00:00	104	14.5	72	36.0
18:00:00	104	16.5	72	35.9
19:00:00	79	18.1	53	37.7
20:00:00	63	22.1	39	37.5
21:00:00	52	22.4	30	36.2
22:00:00	25	30.8	20	37.3
23:00:00	5	39.5	4	42.5
00:00:00	6	30.0	3	42.5
01:00:00	4	21.3	1	37.5
02:00:00	3	35.8	3	35.8
03:00:00	5	28.5	2	42.5
04:00:00	14	29.1	10	40.0
05:00:00	47	21.4	33	36.3
06:00:00	122	13.1	89	36.3
07:00:00	163	10.7	106	35.8
08:00:00	153	10.8	100	35.6
09:00:00	174	9.8	95	35.3
10:00:00	180	10.1	112	35.3
11:00:00	198	8.5	119	35.4
12:00:00	166	11.4	115	35.5
13:00:00	205	9.2	126	35.3
14:00:00	225	8.3	150	35.4
15:00:00	308	6.4	185	35.4
16:00:00	279	8.3	190	35.9
17:00:00	221	9.7	142	36.1
18:00:00	165	10.9	98	36.5
19:00:00	111	13.6	72	35.2
20:00:00	76	19.5	44	36.9
21:00:00	46	25.4	31	38.0
22:00:00	26	29.4	20	38.3
23:00:00	14	33.4	10	38.5
00:00:00	5	30.5	2	42.5
01:00:00	4	35.0	2	42.5
02:00:00	4	20.6	1	37.5
03:00:00	6	32.5	4	36.3
04:00:00	27	25.7	17	37.2
05:00:00	47	16.2	31	36.0

Summary of Violators
TBL (Facing) April 2024

from Tue-Mar-26-2024-09-00-AM to Tue-Apr-23-2024-12-59-PM

06:00:00	111	15.7	79	36.9
07:00:00	158	9.9	112	35.5
08:00:00	143	13.2	99	36.0
09:00:00	188	8.9	113	35.2
10:00:00	171	10.6	99	35.7
11:00:00	202	9.6	111	35.7
12:00:00	190	8.8	114	35.0
13:00:00	200	9.1	128	35.2
14:00:00	253	7.8	149	35.5
15:00:00	241	7.7	157	35.5
16:00:00	276	7.6	190	35.6
17:00:00	226	8.1	157	35.3
18:00:00	156	12.4	109	36.4
19:00:00	114	13.9	75	36.2
20:00:00	73	16.0	48	35.4
21:00:00	62	22.4	45	37.7
22:00:00	29	24.3	20	36.0
23:00:00	15	24.7	10	35.5
00:00:00	2	25.0	1	37.5
01:00:00	4	28.8	2	35.0
02:00:00	2	37.5	2	37.5
03:00:00	11	35.9	7	45.4
04:00:00	17	25.7	9	35.8
05:00:00	48	20.6	36	36.1
06:00:00	120	13.5	79	36.0
07:00:00	140	12.6	97	35.2
08:00:00	164	11.4	105	36.3
09:00:00	170	11.8	116	36.2
10:00:00	182	9.6	120	35.1
11:00:00	168	9.9	117	35.1
12:00:00	192	10.3	133	35.4
13:00:00	199	9.2	116	35.3
14:00:00	256	6.8	144	34.9
15:00:00	258	7.5	171	35.4
16:00:00	302	7.7	184	35.5
17:00:00	242	7.9	152	35.7
18:00:00	142	12.6	93	35.5
19:00:00	122	15.0	72	36.5
20:00:00	86	17.5	53	36.3
21:00:00	45	22.3	28	37.5
22:00:00	28	29.0	21	38.5
23:00:00	15	22.2	9	34.2
00:00:00	7	26.1	3	34.2
01:00:00	7	32.5	5	37.5
02:00:00	2	30.0	1	32.5
03:00:00	6	31.7	3	37.5
04:00:00	18	28.1	8	39.4
05:00:00	46	20.6	32	37.7
06:00:00	110	14.7	78	35.4

Summary of Violators
TBL (Facing) April 2024

from Tue-Mar-26-2024-09-00-AM to Tue-Apr-23-2024-12-59-PM

07:00:00	155	11.0	101	35.9
08:00:00	146	11.5	86	35.8
09:00:00	148	11.9	94	35.4
10:00:00	180	8.7	94	34.6
11:00:00	201	9.5	133	35.4
12:00:00	185	10.1	119	34.9
13:00:00	212	8.9	114	35.0
14:00:00	212	10.0	135	36.0
15:00:00	275	7.1	163	35.7
16:00:00	296	6.7	192	35.9
17:00:00	215	10.2	144	36.6
18:00:00	163	12.4	115	37.2
19:00:00	123	15.7	89	36.1
20:00:00	71	17.0	42	36.0
21:00:00	59	22.8	33	38.4
22:00:00	32	29.1	23	39.9
23:00:00	21	23.6	15	36.8
00:00:00	5	33.5	4	35.0
01:00:00	9	28.9	6	36.7
02:00:00	2	30.0	1	32.5
03:00:00	6	32.5	4	36.3
04:00:00	18	31.3	12	39.6
05:00:00	40	19.9	31	36.4
06:00:00	101	13.6	72	36.3
07:00:00	159	13.1	106	36.7
08:00:00	139	11.3	94	35.5
09:00:00	182	10.9	112	36.0
10:00:00	201	8.7	124	35.4
11:00:00	220	8.6	140	35.4
12:00:00	218	8.0	140	35.4
13:00:00	224	8.2	154	35.8
14:00:00	274	7.5	162	35.3
15:00:00	279	7.3	181	35.3
16:00:00	314	6.9	196	35.8
17:00:00	267	8.2	187	36.2
18:00:00	34	9.6	29	34.9
19:00:00	0	N/A	N/A	N/A
20:00:00	0	N/A	N/A	N/A
21:00:00	0	N/A	N/A	N/A
22:00:00	0	N/A	N/A	N/A
23:00:00	0	N/A	N/A	N/A
00:00:00	0	N/A	N/A	N/A
01:00:00	0	N/A	N/A	N/A
02:00:00	0	N/A	N/A	N/A
03:00:00	0	N/A	N/A	N/A
04:00:00	0	N/A	N/A	N/A
05:00:00	0	N/A	N/A	N/A
06:00:00	0	N/A	N/A	N/A
07:00:00	0	N/A	N/A	N/A

Summary of Violators
TBL (Facing) April 2024

from Tue-Mar-26-2024-09-00-AM to Tue-Apr-23-2024-12-59-PM

08:00:00	0	N/A	N/A	N/A
09:00:00	0	N/A	N/A	N/A
10:00:00	0	N/A	N/A	N/A
11:00:00	0	N/A	N/A	N/A
12:00:00	0	N/A	N/A	N/A
13:00:00	0	N/A	N/A	N/A
14:00:00	0	N/A	N/A	N/A
15:00:00	0	N/A	N/A	N/A
16:00:00	0	N/A	N/A	N/A
17:00:00	0	N/A	N/A	N/A
18:00:00	0	N/A	N/A	N/A
19:00:00	0	N/A	N/A	N/A
20:00:00	0	N/A	N/A	N/A
21:00:00	0	N/A	N/A	N/A
22:00:00	0	N/A	N/A	N/A
23:00:00	0	N/A	N/A	N/A
00:00:00	0	N/A	N/A	N/A
01:00:00	0	N/A	N/A	N/A
02:00:00	0	N/A	N/A	N/A
03:00:00	0	N/A	N/A	N/A
04:00:00	0	N/A	N/A	N/A
05:00:00	0	N/A	N/A	N/A
06:00:00	0	N/A	N/A	N/A
07:00:00	0	N/A	N/A	N/A
08:00:00	0	N/A	N/A	N/A
09:00:00	0	N/A	N/A	N/A
10:00:00	0	N/A	N/A	N/A
11:00:00	0	N/A	N/A	N/A
12:00:00	0	N/A	N/A	N/A
13:00:00	0	N/A	N/A	N/A
14:00:00	0	N/A	N/A	N/A
15:00:00	0	N/A	N/A	N/A
16:00:00	0	N/A	N/A	N/A
17:00:00	0	N/A	N/A	N/A
18:00:00	0	N/A	N/A	N/A
19:00:00	0	N/A	N/A	N/A
20:00:00	0	N/A	N/A	N/A
21:00:00	0	N/A	N/A	N/A
22:00:00	0	N/A	N/A	N/A
23:00:00	0	N/A	N/A	N/A
00:00:00	0	N/A	N/A	N/A
01:00:00	0	N/A	N/A	N/A
02:00:00	0	N/A	N/A	N/A
03:00:00	0	N/A	N/A	N/A
04:00:00	0	N/A	N/A	N/A
05:00:00	0	N/A	N/A	N/A
06:00:00	0	N/A	N/A	N/A
07:00:00	0	N/A	N/A	N/A
08:00:00	0	N/A	N/A	N/A

Summary of Violators
TBL (Facing) April 2024

from Tue-Mar-26-2024-09-00-AM to Tue-Apr-23-2024-12-59-PM

09:00:00	0	N/A	N/A	N/A
10:00:00	0	N/A	N/A	N/A
11:00:00	0	N/A	N/A	N/A
12:00:00	0	N/A	N/A	N/A
13:00:00	0	N/A	N/A	N/A
14:00:00	0	N/A	N/A	N/A
15:00:00	0	N/A	N/A	N/A
16:00:00	0	N/A	N/A	N/A
17:00:00	0	N/A	N/A	N/A
18:00:00	0	N/A	N/A	N/A
19:00:00	0	N/A	N/A	N/A
20:00:00	0	N/A	N/A	N/A
21:00:00	0	N/A	N/A	N/A
22:00:00	0	N/A	N/A	N/A
23:00:00	0	N/A	N/A	N/A
00:00:00	0	N/A	N/A	N/A
01:00:00	0	N/A	N/A	N/A
02:00:00	0	N/A	N/A	N/A
03:00:00	0	N/A	N/A	N/A
04:00:00	0	N/A	N/A	N/A
05:00:00	0	N/A	N/A	N/A
06:00:00	0	N/A	N/A	N/A
07:00:00	0	N/A	N/A	N/A
08:00:00	0	N/A	N/A	N/A
09:00:00	0	N/A	N/A	N/A
10:00:00	0	N/A	N/A	N/A
11:00:00	0	N/A	N/A	N/A
12:00:00	0	N/A	N/A	N/A
13:00:00	0	N/A	N/A	N/A
14:00:00	0	N/A	N/A	N/A
15:00:00	0	N/A	N/A	N/A
16:00:00	0	N/A	N/A	N/A
17:00:00	0	N/A	N/A	N/A
18:00:00	0	N/A	N/A	N/A
19:00:00	0	N/A	N/A	N/A
20:00:00	0	N/A	N/A	N/A
21:00:00	0	N/A	N/A	N/A
22:00:00	0	N/A	N/A	N/A
23:00:00	0	N/A	N/A	N/A
00:00:00	0	N/A	N/A	N/A
01:00:00	0	N/A	N/A	N/A
02:00:00	0	N/A	N/A	N/A
03:00:00	0	N/A	N/A	N/A
04:00:00	0	N/A	N/A	N/A
05:00:00	0	N/A	N/A	N/A
06:00:00	0	N/A	N/A	N/A
07:00:00	0	N/A	N/A	N/A
08:00:00	0	N/A	N/A	N/A
09:00:00	0	N/A	N/A	N/A

Summary of Violators
TBL (Facing) April 2024

from Tue-Mar-26-2024-09-00-AM to Tue-Apr-23-2024-12-59-PM

10:00:00	0	N/A	N/A	N/A
11:00:00	0	N/A	N/A	N/A
12:00:00	0	N/A	N/A	N/A
13:00:00	0	N/A	N/A	N/A
14:00:00	0	N/A	N/A	N/A
15:00:00	0	N/A	N/A	N/A
16:00:00	0	N/A	N/A	N/A
17:00:00	0	N/A	N/A	N/A
18:00:00	0	N/A	N/A	N/A
19:00:00	0	N/A	N/A	N/A
20:00:00	0	N/A	N/A	N/A
21:00:00	0	N/A	N/A	N/A
22:00:00	0	N/A	N/A	N/A
23:00:00	0	N/A	N/A	N/A
00:00:00	0	N/A	N/A	N/A
01:00:00	0	N/A	N/A	N/A
02:00:00	0	N/A	N/A	N/A
03:00:00	0	N/A	N/A	N/A
04:00:00	0	N/A	N/A	N/A
05:00:00	0	N/A	N/A	N/A
06:00:00	0	N/A	N/A	N/A
07:00:00	0	N/A	N/A	N/A
08:00:00	0	N/A	N/A	N/A
09:00:00	0	N/A	N/A	N/A
10:00:00	0	N/A	N/A	N/A
11:00:00	0	N/A	N/A	N/A
12:00:00	0	N/A	N/A	N/A
13:00:00	0	N/A	N/A	N/A
14:00:00	0	N/A	N/A	N/A
15:00:00	0	N/A	N/A	N/A
16:00:00	0	N/A	N/A	N/A
17:00:00	0	N/A	N/A	N/A
18:00:00	0	N/A	N/A	N/A
19:00:00	0	N/A	N/A	N/A
20:00:00	0	N/A	N/A	N/A
21:00:00	0	N/A	N/A	N/A
22:00:00	0	N/A	N/A	N/A
23:00:00	0	N/A	N/A	N/A
00:00:00	0	N/A	N/A	N/A
01:00:00	0	N/A	N/A	N/A
02:00:00	0	N/A	N/A	N/A
03:00:00	0	N/A	N/A	N/A
04:00:00	0	N/A	N/A	N/A
05:00:00	0	N/A	N/A	N/A
06:00:00	0	N/A	N/A	N/A
07:00:00	0	N/A	N/A	N/A
08:00:00	0	N/A	N/A	N/A
09:00:00	0	N/A	N/A	N/A
10:00:00	0	N/A	N/A	N/A

Summary of Violators
TBL (Facing) April 2024

from Tue-Mar-26-2024-09-00-AM to Tue-Apr-23-2024-12-59-PM

11:00:00	0	N/A	N/A	N/A
12:00:00	0	N/A	N/A	N/A
13:00:00	0	N/A	N/A	N/A
14:00:00	0	N/A	N/A	N/A
15:00:00	0	N/A	N/A	N/A
16:00:00	0	N/A	N/A	N/A
17:00:00	0	N/A	N/A	N/A
18:00:00	0	N/A	N/A	N/A
19:00:00	0	N/A	N/A	N/A
20:00:00	0	N/A	N/A	N/A
21:00:00	0	N/A	N/A	N/A
22:00:00	0	N/A	N/A	N/A
23:00:00	0	N/A	N/A	N/A
00:00:00	0	N/A	N/A	N/A
01:00:00	0	N/A	N/A	N/A
02:00:00	0	N/A	N/A	N/A
03:00:00	0	N/A	N/A	N/A
04:00:00	0	N/A	N/A	N/A
05:00:00	0	N/A	N/A	N/A
06:00:00	0	N/A	N/A	N/A
07:00:00	0	N/A	N/A	N/A
08:00:00	0	N/A	N/A	N/A
09:00:00	0	N/A	N/A	N/A
10:00:00	0	N/A	N/A	N/A
11:00:00	0	N/A	N/A	N/A
12:00:00	0	N/A	N/A	N/A
13:00:00	0	N/A	N/A	N/A
14:00:00	0	N/A	N/A	N/A
15:00:00	0	N/A	N/A	N/A
16:00:00	0	N/A	N/A	N/A
17:00:00	0	N/A	N/A	N/A
18:00:00	0	N/A	N/A	N/A
19:00:00	0	N/A	N/A	N/A
20:00:00	0	N/A	N/A	N/A
21:00:00	0	N/A	N/A	N/A
22:00:00	0	N/A	N/A	N/A
23:00:00	0	N/A	N/A	N/A
00:00:00	0	N/A	N/A	N/A
01:00:00	0	N/A	N/A	N/A
02:00:00	0	N/A	N/A	N/A
03:00:00	0	N/A	N/A	N/A
04:00:00	0	N/A	N/A	N/A
05:00:00	0	N/A	N/A	N/A
06:00:00	0	N/A	N/A	N/A
07:00:00	0	N/A	N/A	N/A
08:00:00	0	N/A	N/A	N/A
09:00:00	0	N/A	N/A	N/A
10:00:00	0	N/A	N/A	N/A
11:00:00	0	N/A	N/A	N/A

Summary of Violators
TBL (Facing) April 2024

from Tue-Mar-26-2024-09-00-AM to Tue-Apr-23-2024-12-59-PM

12:00:00	0	N/A	N/A	N/A
13:00:00	0	N/A	N/A	N/A
14:00:00	0	N/A	N/A	N/A
15:00:00	0	N/A	N/A	N/A
16:00:00	0	N/A	N/A	N/A
17:00:00	0	N/A	N/A	N/A
18:00:00	0	N/A	N/A	N/A
19:00:00	0	N/A	N/A	N/A
20:00:00	0	N/A	N/A	N/A
21:00:00	0	N/A	N/A	N/A
22:00:00	0	N/A	N/A	N/A
23:00:00	0	N/A	N/A	N/A
00:00:00	0	N/A	N/A	N/A
01:00:00	0	N/A	N/A	N/A
02:00:00	0	N/A	N/A	N/A
03:00:00	0	N/A	N/A	N/A
04:00:00	0	N/A	N/A	N/A
05:00:00	0	N/A	N/A	N/A
06:00:00	0	N/A	N/A	N/A
07:00:00	0	N/A	N/A	N/A
08:00:00	0	N/A	N/A	N/A
09:00:00	0	N/A	N/A	N/A
10:00:00	0	N/A	N/A	N/A
11:00:00	0	N/A	N/A	N/A
12:00:00	0	N/A	N/A	N/A
13:00:00	0	N/A	N/A	N/A
14:00:00	0	N/A	N/A	N/A
15:00:00	0	N/A	N/A	N/A
16:00:00	0	N/A	N/A	N/A
17:00:00	0	N/A	N/A	N/A
18:00:00	0	N/A	N/A	N/A
19:00:00	0	N/A	N/A	N/A
20:00:00	0	N/A	N/A	N/A
21:00:00	0	N/A	N/A	N/A
22:00:00	0	N/A	N/A	N/A
23:00:00	0	N/A	N/A	N/A

Incoming Histogram

TBL (Facing) April 2024

from Tue-Mar-26-2024-09-00-AM to Tue-Apr-23-2024-12-59-PM

Date	Starting Hr:min	<15	15 to <20	20 to <25	25 to <30	30 to <35	35 to <40	40 to <45	45 to <50	50 to <55	55 to <60	60 to <65	65 to <70	70 to <75	75 to <80	80 to <85	85 to <90	90 to <95	95 to <100	100 to >105	Total Counts	Avg Speed (MPH)	85pet Speed	10MPH Pace	% in pace	# of Speeders	% Speeders
26/03/2024	00:00	*	*	*	*	*	*	*	*	*	*	*	*	*	*	*	*	*	*	*	*	*	*	*	*	*	*
26/03/2024	01:00	*	*	*	*	*	*	*	*	*	*	*	*	*	*	*	*	*	*	*	*	*	*	*	*	*	*
26/03/2024	02:00	*	*	*	*	*	*	*	*	*	*	*	*	*	*	*	*	*	*	*	*	*	*	*	*	*	*
26/03/2024	03:00	*	*	*	*	*	*	*	*	*	*	*	*	*	*	*	*	*	*	*	*	*	*	*	*	*	*
26/03/2024	04:00	*	*	*	*	*	*	*	*	*	*	*	*	*	*	*	*	*	*	*	*	*	*	*	*	*	*
26/03/2024	05:00	*	*	*	*	*	*	*	*	*	*	*	*	*	*	*	*	*	*	*	*	*	*	*	*	*	*
26/03/2024	06:00	*	*	*	*	*	*	*	*	*	*	*	*	*	*	*	*	*	*	*	*	*	*	*	*	*	*
26/03/2024	07:00	*	*	*	*	*	*	*	*	*	*	*	*	*	*	*	*	*	*	*	*	*	*	*	*	*	*
26/03/2024	08:00	*	*	*	*	*	*	*	*	*	*	*	*	*	*	*	*	*	*	*	*	*	*	*	*	*	*
26/03/2024	09:00	0	0	1	6	8	3	0	0	0	0	0	0	0	0	0	0	0	0	0	18	30.9	35	25 to 35	77.8	11	61.1
26/03/2024	10:00	1	2	11	43	55	35	17	0	0	0	0	0	0	0	0	0	0	0	0	164	32.2	38.9	25 to 35	59.8	107	65.2
26/03/2024	11:00	3	2	14	41	69	42	12	1	2	0	0	0	0	0	0	0	0	0	0	186	32.2	38.5	30 to 40	59.7	126	67.7
26/03/2024	12:00	3	4	3	47	57	35	5	1	1	0	0	0	0	0	0	0	0	0	0	156	31.6	37.7	25 to 35	66.7	99	63.5
26/03/2024	13:00	6	8	16	51	66	35	12	1	1	0	0	0	0	0	0	0	0	0	0	196	30.8	37.9	25 to 35	59.7	115	58.7
26/03/2024	14:00	1	8	15	68	89	45	10	2	1	0	0	0	0	0	0	0	0	0	0	239	31.4	37.4	25 to 35	65.7	147	61.5
26/03/2024	15:00	2	4	37	134	136	57	11	2	1	0	0	0	0	0	0	0	0	0	0	384	30.6	36.1	25 to 35	70.3	207	53.9
26/03/2024	16:00	10	10	44	106	107	56	16	2	0	0	0	0	0	0	0	0	0	0	0	351	30	36.9	25 to 35	60.7	181	51.6
26/03/2024	17:00	9	16	19	75	122	65	28	6	0	0	0	0	0	0	0	0	0	0	0	340	31.6	38.7	25 to 35	57.9	221	65.0
26/03/2024	18:00	2	11	15	72	86	47	6	0	0	0	0	0	0	0	0	0	0	0	0	239	30.7	36.8	25 to 35	66.1	139	58.2
26/03/2024	19:00	2	4	17	58	49	29	6	1	2	0	0	0	0	0	0	0	0	0	0	168	30.6	37.2	25 to 35	63.7	87	51.8
26/03/2024	20:00	0	4	9	32	39	26	5	1	0	0	0	0	0	0	0	0	0	0	0	116	31.3	37.9	25 to 35	61.2	71	61.2
26/03/2024	21:00	1	1	9	21	29	16	4	1	0	0	0	0	0	0	0	0	0	0	0	82	31.1	37.8	25 to 35	61.0	50	61.0
26/03/2024	22:00	0	0	1	9	18	15	9	0	0	0	0	0	0	0	0	0	0	0	0	52	34.4	40.6	30 to 40	63.5	42	80.8
26/03/2024	23:00	1	2	1	5	9	4	4	2	0	0	1	0	0	0	0	0	0	0	0	29	33.4	43.8	25 to 35	48.3	20	69.0
24 Hr Summary		41	76	212	768	939	510	145	20	8	0	1	0	0	0	0	0	0	0	0	2720	31.2	37.7	25 to 35	62.8	1623	59.7

Incoming Histogram

TBL (Facing) April 2024

from Tue-Mar-26-2024-09-00-AM to Tue-Apr-23-2024-12-59-PM

Date	Starting Hr:min	<15	15 to <20	20 to <25	25 to <30	30 to <35	35 to <40	40 to <45	45 to <50	50 to <55	55 to <60	60 to <65	65 to <70	70 to <75	75 to <80	80 to <85	85 to <90	90 to <95	95 to <100	100 to >105	Total Counts	Avg Speed (MPH)	85pct Speed	10MPH Pace	% in pace	# of Speeders	% Speeders	
27/03/2024	00:00	0	0	0	5	2	3	3	0	0	0	0	0	0	0	0	0	0	0	0	0	13	33.8	41.7	25 to 35	53.8	8	61.5
27/03/2024	01:00	0	0	0	1	2	0	1	0	0	0	0	0	0	0	0	0	0	0	0	0	4	33.3	35	25 to 35	75.0	3	75.0
27/03/2024	02:00	0	0	0	0	1	0	0	0	0	0	1	0	0	0	0	0	0	0	0	0	2	47	65	25 to 35	50.0	2	100.0
27/03/2024	03:00	0	0	0	1	0	0	1	0	0	0	0	0	0	0	0	0	0	0	0	0	2	34.5	45	20 to 30	50.0	1	50.0
27/03/2024	04:00	1	1	2	1	3	1	0	0	0	0	0	0	0	0	0	0	0	0	0	0	9	25.9	35	25 to 35	44.4	4	44.4
27/03/2024	05:00	1	2	1	3	5	6	3	1	0	0	0	0	0	0	0	0	0	0	0	0	22	32.1	41.7	30 to 40	50.0	15	68.2
27/03/2024	06:00	1	0	1	6	26	15	9	1	0	0	0	0	0	0	0	0	0	0	0	0	59	34.3	40.6	30 to 40	69.5	51	86.4
27/03/2024	07:00	1	5	11	44	72	35	11	1	1	0	0	0	0	0	0	0	0	0	0	0	181	31.8	38	25 to 35	64.1	120	66.3
27/03/2024	08:00	5	8	28	97	108	48	14	2	0	0	0	0	0	0	0	0	0	0	0	0	310	30.6	36.9	25 to 35	66.1	172	55.5
27/03/2024	09:00	4	8	15	52	76	48	11	1	0	0	0	0	0	0	0	0	0	0	0	0	215	31.3	37.9	25 to 35	59.5	136	63.3
27/03/2024	10:00	3	9	9	53	40	45	13	1	0	0	0	0	0	0	0	0	0	0	0	0	173	31.4	38.7	25 to 35	53.8	99	57.2
27/03/2024	11:00	6	6	13	45	61	52	12	2	0	1	0	0	0	0	0	0	0	0	0	0	198	31.7	38.6	30 to 40	57.1	128	64.6
27/03/2024	12:00	2	5	15	46	53	47	14	2	0	0	0	0	0	0	0	0	0	0	0	0	184	31.9	38.7	30 to 40	54.3	116	63.0
27/03/2024	13:00	7	5	8	47	48	46	13	3	0	0	0	0	0	0	0	0	0	0	0	0	177	31.6	38.8	25 to 35	53.7	110	62.1
27/03/2024	14:00	7	11	11	60	78	42	10	4	0	0	0	0	0	0	0	0	0	0	0	0	223	30.8	37.7	25 to 35	61.9	134	60.1
27/03/2024	15:00	25	15	44	135	98	51	13	1	2	0	0	0	0	0	0	0	0	0	0	0	384	28.7	35.9	25 to 35	60.7	165	43.0
27/03/2024	16:00	9	11	30	84	88	63	12	7	0	0	0	0	0	0	0	0	0	0	0	0	304	30.7	37.9	25 to 35	56.6	170	55.9
27/03/2024	17:00	9	19	35	83	121	59	14	6	0	0	0	0	0	0	0	0	0	0	0	0	346	30.4	37.3	25 to 35	59.0	200	57.8
27/03/2024	18:00	1	8	11	73	84	46	14	1	0	0	0	0	0	0	0	0	0	0	0	0	238	31.5	37.7	25 to 35	66.0	145	60.9
27/03/2024	19:00	3	5	17	36	49	28	10	2	0	1	0	0	0	0	0	0	0	0	0	0	151	31.1	38.2	25 to 35	56.3	90	59.6
27/03/2024	20:00	1	2	13	37	29	27	8	0	1	0	0	0	0	0	0	0	0	0	0	0	118	31.2	38.3	25 to 35	55.9	65	55.1
27/03/2024	21:00	3	6	3	24	33	11	8	3	1	0	0	0	0	0	0	0	0	0	0	0	92	31.2	39.1	25 to 35	62.0	56	60.9
27/03/2024	22:00	1	1	4	7	14	14	6	1	0	0	0	0	0	0	0	0	0	0	0	0	48	33	40	30 to 40	58.3	35	72.9
27/03/2024	23:00	2	1	2	6	9	3	1	1	0	0	0	0	0	0	0	0	0	0	0	0	25	29.5	36.7	25 to 35	60.0	14	56.0
24 Hr Summary		92	128	273	946	1100	690	201	40	5	2	1	0	0	0	0	0	0	0	0	0	3478	30.9	38	25 to 35	58.8	2039	58.6

Incoming Histogram

TBL (Facing) April 2024

from Tue-Mar-26-2024-09-00-AM to Tue-Apr-23-2024-12-59-PM

Date	Starting Hr:min	<15	15 to <20	20 to <25	25 to <30	30 to <35	35 to <40	40 to <45	45 to <50	50 to <55	55 to <60	60 to <65	65 to <70	70 to <75	75 to <80	80 to <85	85 to <90	90 to <95	95 to <100	100 to >105	Total Counts	Avg Speed (MPH)	85pet Speed	10MPH Pace	% in pace	# of Speeders	% Speeders	
28/03/2024	00:00	0	0	1	3	3	4	1	1	1	0	0	0	0	0	0	0	0	0	0	0	14	34.9	45	30 to 40	50.0	10	71.4
28/03/2024	01:00	7	0	0	1	1	1	0	0	0	0	0	0	0	0	0	0	0	0	0	0	10	15.3	30	5 to 15	70.0	2	20.0
28/03/2024	02:00	45	0	0	1	1	1	0	2	0	0	0	0	0	0	0	0	0	0	0	0	50	10.7	9.9	5 to 15	90.0	4	8.0
28/03/2024	03:00	49	0	0	0	0	3	0	0	0	0	0	0	0	0	0	0	0	0	0	0	52	9.8	11.4	5 to 15	94.2	3	5.8
28/03/2024	04:00	0	0	1	2	2	1	1	0	0	0	1	0	0	0	0	0	0	0	0	0	8	35.1	45	25 to 35	50.0	5	62.5
28/03/2024	05:00	0	2	1	2	3	5	3	0	0	0	0	0	0	0	0	0	0	0	0	0	16	32.3	41.7	30 to 40	50.0	11	68.8
28/03/2024	06:00	81	7	1	9	16	12	6	2	0	0	0	0	0	0	0	0	0	0	0	0	134	18.1	35	5 to 15	60.4	36	26.9
28/03/2024	07:00	1	11	11	44	68	45	11	2	0	0	0	0	0	0	0	0	0	0	0	0	193	31.6	38.2	30 to 40	58.5	126	65.3
28/03/2024	08:00	1	2	21	94	95	62	11	1	0	0	0	0	0	0	0	0	0	0	0	0	287	31.4	37.5	25 to 35	65.9	169	58.9
28/03/2024	09:00	1	6	4	68	108	70	22	3	0	0	0	0	0	0	0	0	0	0	0	0	282	32.9	38.8	30 to 40	63.1	203	72.0
28/03/2024	10:00	4	1	16	49	77	40	10	3	1	0	0	0	0	0	0	0	0	0	0	0	201	31.7	38	25 to 35	62.7	131	65.2
28/03/2024	11:00	114	5	9	46	69	32	15	3	0	0	0	0	0	0	0	0	0	0	0	0	293	22.9	35.9	25 to 35	39.2	119	40.6
28/03/2024	12:00	54	7	17	67	65	31	16	1	0	0	0	0	0	0	0	0	0	0	0	0	258	26.3	36.5	25 to 35	51.2	113	43.8
28/03/2024	13:00	4	5	11	56	83	53	16	2	0	0	0	0	0	0	0	0	0	0	0	0	230	32	38.5	25 to 35	60.4	154	67.0
28/03/2024	14:00	3	11	22	52	81	57	12	1	1	0	0	0	0	0	0	0	0	0	0	0	240	31.3	38.1	30 to 40	57.5	152	63.3
28/03/2024	15:00	4	16	35	130	144	61	14	2	1	0	0	0	0	0	0	0	0	0	0	0	407	30.4	36.4	25 to 35	67.3	222	54.5
28/03/2024	16:00	74	13	22	83	110	61	17	3	0	0	0	0	0	0	0	0	0	0	0	0	383	27	37	25 to 35	50.4	191	49.9
28/03/2024	17:00	45	4	12	63	107	61	23	7	0	0	0	0	0	0	0	0	0	0	0	0	322	29.5	38.5	25 to 35	52.8	198	61.5
28/03/2024	18:00	52	11	12	51	94	43	13	3	0	0	0	0	0	0	0	0	0	0	0	0	279	27.5	37	25 to 35	52.0	153	54.8
28/03/2024	19:00	40	3	19	51	54	42	9	2	0	0	0	0	0	0	0	0	0	0	0	0	220	27.4	37.4	25 to 35	47.7	107	48.6
28/03/2024	20:00	73	6	14	31	30	24	4	3	0	0	0	0	0	0	0	0	0	0	0	0	185	21.9	35.6	5 to 15	39.5	61	33.0
28/03/2024	21:00	81	1	2	23	33	10	9	3	1	0	0	0	0	0	0	0	0	0	0	0	163	21	34.8	5 to 15	49.7	56	34.4
28/03/2024	22:00	4	0	7	14	22	15	8	4	0	0	0	0	0	0	0	0	0	0	0	0	74	31.9	40.6	30 to 40	50.0	49	66.2
28/03/2024	23:00	64	1	2	4	9	9	6	2	0	0	0	0	0	0	0	0	0	0	0	0	97	17.3	36.1	5 to 15	66.0	26	26.8
24 Hr Summary		801	112	240	944	1275	743	227	50	5	0	1	0	0	0	0	0	0	0	0	0	4398	27.6	37.5	25 to 35	50.5	2301	52.3

Incoming Histogram
TBL (Facing) April 2024

from Tue-Mar-26-2024-09-00-AM to Tue-Apr-23-2024-12-59-PM

Date	Starting Hr:min	<15	15 to <20	20 to <25	25 to <30	30 to <35	35 to <40	40 to <45	45 to <50	50 to <55	55 to <60	60 to <65	65 to <70	70 to <75	75 to <80	80 to <85	85 to <90	90 to <95	95 to <100	100 to >105	Total Counts	Avg Speed (MPH)	85pct Speed	10MPH Pace	% in pace	# of Speeders	% Speeders	
29/03/2024	00:00	68	1	0	3	3	3	1	0	0	0	0	0	0	0	0	0	0	0	0	0	79	11.7	14.6	5 to 15	86.1	7	8.9
29/03/2024	01:00	51	1	1	1	2	5	3	0	0	0	0	0	0	0	0	0	0	0	0	0	64	13.1	30	5 to 15	79.7	10	15.6
29/03/2024	02:00	0	1	0	2	2	2	0	0	0	0	0	0	0	0	0	0	0	0	0	0	7	29.9	37.5	25 to 35	57.1	4	57.1
29/03/2024	03:00	0	0	0	1	1	3	2	0	0	0	0	0	0	0	0	0	0	0	0	0	7	36.4	42.5	35 to 45	71.4	6	85.7
29/03/2024	04:00	0	1	0	0	2	1	0	0	0	0	0	0	0	0	0	0	0	0	0	0	4	29.5	35	30 to 40	75.0	3	75.0
29/03/2024	05:00	0	1	0	1	2	5	2	0	0	0	0	0	0	0	0	0	0	0	0	0	11	34.4	40	30 to 40	63.6	9	81.8
29/03/2024	06:00	0	2	0	3	10	7	3	3	0	0	0	0	0	0	0	0	0	0	0	0	28	34.4	43.3	30 to 40	60.7	23	82.1
29/03/2024	07:00	0	4	1	13	22	10	7	1	0	0	0	0	0	0	0	0	0	0	0	0	58	32.3	39.5	25 to 35	60.3	40	69.0
29/03/2024	08:00	1	0	6	20	35	22	7	1	0	0	0	0	0	0	0	0	0	0	0	0	92	32.5	38.6	30 to 40	62.0	65	70.7
29/03/2024	09:00	1	3	10	38	55	47	13	1	0	0	0	0	0	0	0	0	0	0	0	0	168	32.6	38.8	30 to 40	60.7	116	69.0
29/03/2024	10:00	5	8	11	42	60	41	9	1	0	0	0	0	0	0	0	0	0	0	0	0	177	31.1	37.9	25 to 35	57.6	111	62.7
29/03/2024	11:00	1	8	14	43	59	62	10	2	0	0	0	0	0	0	0	0	0	0	0	0	199	32.1	38.5	30 to 40	60.8	133	66.8
29/03/2024	12:00	6	10	14	43	78	48	15	1	1	0	0	0	0	0	0	0	0	0	0	0	216	31.5	38.4	30 to 40	58.3	143	66.2
29/03/2024	13:00	2	7	17	44	67	48	14	3	1	0	0	0	0	0	0	0	0	0	0	0	203	32	38.8	30 to 40	56.7	133	65.5
29/03/2024	14:00	1	0	8	30	61	56	13	3	0	0	0	0	0	0	0	0	0	0	0	0	172	33.6	39.1	30 to 40	68.0	133	77.3
29/03/2024	15:00	6	4	6	45	68	60	22	6	3	0	0	0	0	0	0	0	0	0	0	0	220	33.3	39.8	30 to 40	58.2	159	72.3
29/03/2024	16:00	3	8	13	42	70	52	12	6	0	0	0	0	0	0	0	0	0	0	0	0	206	32.1	38.8	30 to 40	59.2	140	68.0
29/03/2024	17:00	4	3	12	37	68	41	13	2	0	0	0	0	0	0	0	0	0	0	0	0	180	32	38.5	30 to 40	60.6	124	68.9
29/03/2024	18:00	5	7	17	29	48	46	12	2	1	0	1	0	0	0	0	0	0	0	0	0	168	31.8	39	30 to 40	56.0	110	65.5
29/03/2024	19:00	3	5	14	34	50	23	9	2	0	0	0	0	0	0	0	0	0	0	0	0	140	30.8	37.8	25 to 35	60.0	84	60.0
29/03/2024	20:00	1	8	7	23	30	29	17	3	0	0	0	0	0	0	0	0	0	0	0	0	118	32.6	40.6	30 to 40	50.0	79	66.9
29/03/2024	21:00	3	3	6	13	20	22	9	3	0	0	0	0	0	0	0	0	0	0	0	0	79	32.5	40	30 to 40	53.2	54	68.4
29/03/2024	22:00	2	1	3	12	20	11	6	3	1	0	0	0	0	0	0	0	0	0	0	0	59	32.7	40.8	25 to 35	54.2	41	69.5
29/03/2024	23:00	1	5	5	13	11	9	3	0	1	1	1	0	0	0	0	0	0	0	0	0	50	31	38.9	25 to 35	48.0	26	52.0
24 Hr Summary		164	91	165	532	844	653	202	43	8	1	2	0	0	0	0	0	0	0	0	0	2705	31.2	38.9	30 to 40	55.3	1753	64.8

Incoming Histogram

TBL (Facing) April 2024

from Tue-Mar-26-2024-09-00-AM to Tue-Apr-23-2024-12-59-PM

Date	Starting Hr:min	<15	15 to <20	20 to <25	25 to <30	30 to <35	35 to <40	40 to <45	45 to <50	50 to <55	55 to <60	60 to <65	65 to <70	70 to <75	75 to <80	80 to <85	85 to <90	90 to <95	95 to <100	100 to >105	Total Counts	Avg Speed (MPH)	85pet Speed	10MPH Pace	% in pace	# of Speeders	% Speeders	
30/03/2024	00:00	1	1	0	4	5	2	0	1	1	0	0	0	0	0	0	0	0	0	0	0	15	31.4	40	25 to 35	60.0	9	60.0
30/03/2024	01:00	0	0	1	1	2	2	1	0	1	0	0	0	0	0	0	0	0	0	0	0	8	35.3	45	30 to 40	50.0	6	75.0
30/03/2024	02:00	0	1	0	1	2	3	1	1	1	1	0	0	0	0	0	0	0	0	0	0	11	38	50	30 to 40	45.5	9	81.8
30/03/2024	03:00	0	0	0	1	1	1	0	0	0	0	0	0	0	0	0	0	0	0	0	0	3	32	40	25 to 35	66.7	2	66.7
30/03/2024	04:00	0	0	1	5	1	1	0	0	0	0	0	0	0	0	0	0	0	0	0	0	8	28.3	35	20 to 30	75.0	2	25.0
30/03/2024	05:00	0	1	1	2	6	1	1	0	0	0	0	0	0	0	0	0	0	0	0	0	12	30.4	35	25 to 35	66.7	8	66.7
30/03/2024	06:00	1	1	2	5	5	2	2	1	0	0	0	0	0	0	0	0	0	0	0	0	19	30.3	40	25 to 35	52.6	10	52.6
30/03/2024	07:00	0	0	1	11	17	13	7	3	0	0	0	0	0	0	0	0	0	0	0	0	52	34.5	41.4	30 to 40	57.7	40	76.9
30/03/2024	08:00	1	1	4	20	40	31	10	2	0	1	0	0	0	0	0	0	0	0	0	0	110	33.6	39.5	30 to 40	64.5	84	76.4
30/03/2024	09:00	3	5	13	41	50	43	15	0	0	0	0	0	0	0	0	0	0	0	0	0	170	31.7	38.7	30 to 40	54.7	108	63.5
30/03/2024	10:00	2	8	21	53	76	47	11	1	0	0	0	0	0	0	0	0	0	0	0	0	219	31.2	37.8	25 to 35	58.9	135	61.6
30/03/2024	11:00	1	8	21	51	72	51	17	2	1	0	0	0	0	0	0	0	0	0	0	0	224	31.8	38.6	25 to 35	54.9	143	63.8
30/03/2024	12:00	3	8	10	42	74	50	26	3	0	0	0	0	0	0	0	0	0	0	0	0	216	32.7	39.7	30 to 40	57.4	153	70.8
30/03/2024	13:00	8	8	17	50	73	53	11	1	0	0	0	0	0	0	0	0	0	0	0	0	221	31	38	30 to 40	57.0	138	62.4
30/03/2024	14:00	0	3	14	41	79	45	13	2	1	0	1	0	0	0	0	0	0	0	0	0	199	32.6	38.6	30 to 40	62.3	141	70.9
30/03/2024	15:00	5	7	15	50	63	53	21	2	0	1	0	0	0	0	0	0	0	0	0	0	217	32.1	39.2	30 to 40	53.5	140	64.5
30/03/2024	16:00	1	4	7	32	62	47	15	5	1	0	0	0	0	0	0	0	0	0	0	0	174	33.4	39.5	30 to 40	62.6	130	74.7
30/03/2024	17:00	4	9	16	39	60	46	9	5	0	0	0	0	0	0	0	0	0	0	0	0	188	31.5	38.5	30 to 40	56.4	120	63.8
30/03/2024	18:00	1	6	11	31	55	39	10	4	2	0	0	0	0	0	0	0	0	0	0	0	159	32.5	39	30 to 40	59.1	110	69.2
30/03/2024	19:00	3	4	11	20	52	32	7	4	1	0	0	0	0	0	0	0	0	0	0	0	134	32.2	38.8	30 to 40	62.7	96	71.6
30/03/2024	20:00	2	1	9	30	34	18	7	2	0	0	0	0	0	0	0	0	0	0	0	0	103	31.3	38.3	25 to 35	62.1	61	59.2
30/03/2024	21:00	4	3	3	24	27	11	2	1	2	1	0	0	0	0	0	0	0	0	0	0	78	30.7	37.3	25 to 35	65.4	44	56.4
30/03/2024	22:00	0	5	2	11	15	6	6	0	1	1	0	0	0	0	0	0	0	0	0	0	47	31.9	40.8	25 to 35	55.3	29	61.7
30/03/2024	23:00	0	1	6	11	12	12	2	0	0	0	0	0	0	0	0	0	0	0	0	0	44	31.1	37.9	30 to 40	54.5	26	59.1
24 Hr Summary		40	85	186	576	883	609	194	40	12	5	1	0	0	0	0	0	0	0	0	0	2631	32.1	38.8	30 to 40	56.7	1744	66.3

Incoming Histogram

TBL (Facing) April 2024

from Tue-Mar-26-2024-09-00-AM to Tue-Apr-23-2024-12-59-PM

Date	Starting Hr:min	<15	15 to <20	20 to <25	25 to <30	30 to <35	35 to <40	40 to <45	45 to <50	50 to <55	55 to <60	60 to <65	65 to <70	70 to <75	75 to <80	80 to <85	85 to <90	90 to <95	95 to <100	100 to >105	Total Counts	Avg Speed (MPH)	85pct Speed	10MPH Pace	% in pace	# of Speeders	% Speeders
31/03/2024	00:00	0	0	0	3	11	8	4	0	1	0	0	0	0	0	0	0	0	0	0	27	35.3	41.2	30 to 40	70.4	24	88.9
31/03/2024	01:00	1	0	0	2	4	0	1	0	0	0	0	0	0	0	0	0	0	0	0	8	29.5	35	25 to 35	75.0	5	62.5
31/03/2024	02:00	0	0	0	1	3	2	1	0	0	0	0	0	0	0	0	0	0	0	0	7	34.3	40	30 to 40	71.4	6	85.7
31/03/2024	03:00	0	0	0	0	1	2	0	0	0	0	0	0	0	0	0	0	0	0	0	3	35.3	40	30 to 40	100.0	3	100.0
31/03/2024	04:00	0	0	1	2	5	4	0	1	0	0	0	0	0	0	0	0	0	0	0	13	33.2	38.8	30 to 40	69.2	10	76.9
31/03/2024	05:00	0	0	0	3	5	3	3	0	0	0	0	0	0	0	0	0	0	0	0	14	34.4	41.7	25 to 35	57.1	11	78.6
31/03/2024	06:00	0	1	2	7	4	4	5	1	2	0	0	0	0	0	0	0	0	0	0	26	34.3	44	25 to 35	42.3	16	61.5
31/03/2024	07:00	0	1	1	10	14	8	3	0	2	0	0	0	0	0	0	0	0	0	0	39	33.1	39.4	25 to 35	61.5	27	69.2
31/03/2024	08:00	2	4	2	24	33	19	6	3	1	0	0	0	0	0	0	0	0	0	0	94	32.1	38.9	25 to 35	60.6	62	66.0
31/03/2024	09:00	1	1	7	26	39	33	16	3	0	0	0	0	0	0	0	0	0	0	0	126	33.4	40	30 to 40	57.1	91	72.2
31/03/2024	10:00	5	7	7	31	43	38	13	5	0	0	0	0	0	0	0	0	0	0	0	149	32	39.5	30 to 40	54.4	99	66.4
31/03/2024	11:00	3	6	9	40	66	38	12	5	0	0	0	0	0	0	0	0	0	0	0	179	32.1	38.7	25 to 35	59.2	121	67.6
31/03/2024	12:00	2	2	7	24	43	35	14	2	0	0	0	0	0	0	0	0	0	0	0	129	33	39.6	30 to 40	60.5	94	72.9
31/03/2024	13:00	1	2	7	32	57	41	11	1	1	0	0	0	0	0	0	0	0	0	0	153	32.8	38.8	30 to 40	64.1	111	72.5
31/03/2024	14:00	4	6	8	18	56	29	17	7	0	0	0	0	0	0	0	0	0	0	0	145	32.9	40.6	30 to 40	58.6	109	75.2
31/03/2024	15:00	1	3	3	30	55	29	11	0	0	0	1	0	0	0	0	0	0	0	0	133	32.7	38.6	25 to 35	63.9	96	72.2
31/03/2024	16:00	4	2	11	31	46	41	6	1	0	1	0	0	0	0	0	0	0	0	0	143	31.9	38.4	30 to 40	60.8	95	66.4
31/03/2024	17:00	1	2	5	26	42	45	9	5	0	2	0	0	0	0	0	0	0	0	0	137	33.9	39.4	30 to 40	63.5	103	75.2
31/03/2024	18:00	36	3	6	33	48	26	9	1	1	0	0	0	0	0	0	0	0	0	0	163	26.9	37.5	25 to 35	49.7	85	52.1
31/03/2024	19:00	10	3	9	31	33	20	7	1	2	0	0	0	0	0	0	0	0	0	0	116	29.7	38.2	25 to 35	55.2	63	54.3
31/03/2024	20:00	2	0	6	22	25	12	9	0	0	0	0	0	0	0	0	0	0	0	0	76	31.5	39.2	25 to 35	61.8	46	60.5
31/03/2024	21:00	1	0	4	6	16	17	7	0	0	0	0	0	0	0	0	0	0	0	0	51	33.5	39.7	30 to 40	64.7	40	78.4
31/03/2024	22:00	0	0	1	4	5	3	0	0	0	0	0	0	0	0	0	0	0	0	0	13	31	36.7	25 to 35	69.2	8	61.5
31/03/2024	23:00	0	0	1	1	3	3	3	0	0	0	0	0	0	0	0	0	0	0	0	11	34.8	41.7	30 to 40	54.5	9	81.8
24 Hr Summary		74	43	97	407	657	460	167	36	10	3	1	0	0	0	0	0	0	0	0	1955	32.1	39.2	30 to 40	57.1	1334	68.2

Incoming Histogram

TBL (Facing) April 2024

from Tue-Mar-26-2024-09-00-AM to Tue-Apr-23-2024-12-59-PM

Date	Starting Hr:min	<15	15 to <20	20 to <25	25 to <30	30 to <35	35 to <40	40 to <45	45 to <50	50 to <55	55 to <60	60 to <65	65 to <70	70 to <75	75 to <80	80 to <85	85 to <90	90 to <95	95 to <100	100 to >105	Total Counts	Avg Speed (MPH)	85pct Speed	10MPH Pace	% in pace	# of Speeders	% Speeders	
01/04/2024	00:00	1	0	0	1	2	0	2	0	0	0	0	0	0	0	0	0	0	0	0	0	6	31.2	42.5	25 to 35	50.0	4	66.7
01/04/2024	01:00	0	0	0	0	0	0	0	0	0	0	0	0	0	0	0	0	0	0	0	0	0	0	0	*	*	*	*
01/04/2024	02:00	0	0	0	1	0	1	1	0	0	0	0	0	0	0	0	0	0	0	0	0	3	35.3	45	35 to 45	66.7	2	66.7
01/04/2024	03:00	0	0	1	0	1	0	0	0	0	0	0	0	0	0	0	0	0	0	0	0	2	27	35	15 to 25	50.0	1	50.0
01/04/2024	04:00	1	0	0	2	0	1	1	1	0	0	0	0	0	0	0	0	0	0	0	0	6	31.2	45	20 to 30	33.3	3	50.0
01/04/2024	05:00	0	0	0	2	4	2	0	2	0	0	0	0	0	0	0	0	0	0	0	0	10	35	40	25 to 35	60.0	8	80.0
01/04/2024	06:00	0	0	2	3	19	5	5	2	0	0	0	0	0	0	0	0	0	0	0	0	36	34.2	42	30 to 40	66.7	31	86.1
01/04/2024	07:00	0	2	1	14	27	20	2	2	0	0	0	0	0	0	0	0	0	0	0	0	68	32.9	38.5	30 to 40	69.1	51	75.0
01/04/2024	08:00	1	1	3	29	36	29	5	3	1	0	0	0	0	0	0	0	0	0	0	0	108	32.8	38.8	25 to 35	60.2	74	68.5
01/04/2024	09:00	4	5	12	33	43	35	10	2	2	0	0	0	0	0	0	0	0	0	0	0	146	31.7	38.9	30 to 40	53.4	92	63.0
01/04/2024	10:00	31	4	7	41	75	58	12	1	0	0	0	0	0	0	0	0	0	0	0	0	229	29.5	38.2	30 to 40	58.1	146	63.8
01/04/2024	11:00	2	5	12	33	62	49	20	2	1	0	0	0	0	0	0	0	0	0	0	0	186	32.9	39.5	30 to 40	59.7	134	72.0
01/04/2024	12:00	3	4	3	41	69	41	13	2	0	1	0	0	0	0	0	0	0	0	0	0	177	32.6	38.7	25 to 35	62.1	126	71.2
01/04/2024	13:00	17	7	9	46	74	36	8	2	0	0	0	0	0	0	0	0	0	0	0	0	199	29.7	37.2	25 to 35	60.3	120	60.3
01/04/2024	14:00	10	6	14	28	53	37	21	2	1	0	0	0	0	0	0	0	0	0	0	0	172	31.4	39.7	30 to 40	52.3	114	66.3
01/04/2024	15:00	4	0	11	38	56	38	13	1	0	0	0	0	0	0	0	0	0	0	0	0	161	32.1	38.7	25 to 35	58.4	108	67.1
01/04/2024	16:00	2	5	10	20	32	33	9	3	2	0	0	0	0	0	0	0	0	0	0	0	116	32.6	39.5	30 to 40	56.0	79	68.1
01/04/2024	17:00	2	4	8	32	49	24	13	3	0	0	0	0	0	0	0	0	0	0	0	0	135	32	39.2	25 to 35	60.0	89	65.9
01/04/2024	18:00	4	1	15	36	39	39	11	2	2	0	0	0	0	0	0	0	0	0	0	0	149	32.1	39.1	30 to 40	52.3	93	62.4
01/04/2024	19:00	3	4	3	15	39	21	7	3	0	0	0	1	0	0	0	0	0	0	0	0	96	32.7	39.3	30 to 40	62.5	71	74.0
01/04/2024	20:00	4	1	7	23	27	8	6	2	0	0	0	0	0	0	0	0	0	0	0	0	78	30.3	37.5	25 to 35	64.1	43	55.1
01/04/2024	21:00	0	3	3	15	7	11	3	3	1	0	0	0	0	0	0	0	0	0	0	0	46	32.2	40	25 to 35	47.8	25	54.3
01/04/2024	22:00	17	0	2	4	7	6	3	0	0	0	0	0	0	0	0	0	0	0	0	0	39	21.9	37.5	0 to 10	43.6	16	41.0
01/04/2024	23:00	0	0	0	1	5	1	1	0	0	0	0	0	0	0	0	0	0	0	0	0	8	33.4	40	25 to 35	75.0	7	87.5
24 Hr Summary		106	52	123	458	726	495	166	38	10	1	0	1	0	0	0	0	0	0	0	0	2176	31.5	38.9	30 to 40	56.1	1437	66.0

Incoming Histogram

TBL (Facing) April 2024

from Tue-Mar-26-2024-09-00-AM to Tue-Apr-23-2024-12-59-PM

Date	Starting Hr:min	<15	15 to <20	20 to <25	25 to <30	30 to <35	35 to <40	40 to <45	45 to <50	50 to <55	55 to <60	60 to <65	65 to <70	70 to <75	75 to <80	80 to <85	85 to <90	90 to <95	95 to <100	100 to >105	Total Counts	Avg Speed (MPH)	85pet Speed	10MPH Pace	% in pace	# of Speeders	% Speeders	
02/04/2024	00:00	1	0	0	1	1	1	0	1	0	0	0	0	0	0	0	0	0	0	0	0	5	30	40	25 to 35	40.0	3	60.0
02/04/2024	01:00	0	0	0	0	2	1	0	1	0	0	0	0	0	0	0	0	0	0	0	0	4	37	40	30 to 40	75.0	4	100.0
02/04/2024	02:00	0	0	1	0	0	1	0	0	0	0	0	0	0	0	0	0	0	0	0	2	29.5	40	15 to 25	50.0	1	50.0	
02/04/2024	03:00	0	0	1	0	0	2	1	0	0	0	1	0	0	0	0	0	0	0	0	5	40	45	35 to 45	60.0	4	80.0	
02/04/2024	04:00	161	1	1	3	4	4	2	0	0	0	0	0	0	0	0	0	0	0	0	176	9.8	9.9	5 to 15	91.5	10	5.7	
02/04/2024	05:00	0	2	1	8	21	17	8	1	0	0	0	0	0	0	0	0	0	0	0	58	34	40	30 to 40	65.5	47	81.0	
02/04/2024	06:00	0	5	6	41	43	25	3	1	0	0	0	0	0	0	0	0	0	0	0	124	31	37	25 to 35	67.7	72	58.1	
02/04/2024	07:00	2	2	5	36	63	31	10	2	0	0	0	0	0	0	0	0	0	0	0	151	32.3	38.2	25 to 35	65.6	106	70.2	
02/04/2024	08:00	3	5	6	44	65	18	5	2	0	0	0	0	0	0	0	0	0	0	0	148	30.7	35.8	25 to 35	73.6	90	60.8	
02/04/2024	09:00	3	7	11	54	55	36	12	2	0	0	0	0	0	0	0	0	0	0	0	180	31.2	38.2	25 to 35	60.6	105	58.3	
02/04/2024	10:00	3	5	10	44	76	38	16	2	0	0	0	0	0	0	0	0	0	0	0	194	32	38.6	25 to 35	61.9	132	68.0	
02/04/2024	11:00	4	6	17	56	72	47	22	0	0	0	0	0	0	0	0	0	0	0	0	224	31.7	38.7	25 to 35	57.1	141	62.9	
02/04/2024	12:00	4	4	16	69	66	29	7	0	0	0	0	0	0	0	0	0	0	0	0	195	30.2	36.2	25 to 35	69.2	102	52.3	
02/04/2024	13:00	3	4	7	37	76	39	13	6	1	0	0	0	0	0	0	0	0	0	0	186	32.7	39	30 to 40	61.8	135	72.6	
02/04/2024	14:00	5	8	19	66	87	53	13	0	1	0	0	0	0	0	0	0	0	0	0	252	31.2	37.7	25 to 35	60.7	154	61.1	
02/04/2024	15:00	4	8	17	50	69	58	18	4	2	0	0	0	0	0	0	0	0	0	0	230	32.2	39.1	30 to 40	55.2	151	65.7	
02/04/2024	16:00	8	7	16	59	96	75	21	1	0	0	0	0	0	0	0	0	0	0	0	283	32	38.7	30 to 40	60.4	193	68.2	
02/04/2024	17:00	43	5	10	48	81	51	12	1	0	0	0	0	0	0	0	0	0	0	0	251	28.1	37.5	30 to 40	52.6	145	57.8	
02/04/2024	18:00	49	2	5	39	43	43	10	3	0	0	0	0	0	0	0	0	0	0	0	194	26.6	38.1	30 to 40	44.3	99	51.0	
02/04/2024	19:00	78	3	6	26	32	14	10	0	2	0	0	0	0	0	0	0	0	0	0	171	20.9	35	5 to 15	45.6	58	33.9	
02/04/2024	20:00	167	0	3	12	15	5	5	0	0	0	0	0	0	0	0	0	0	0	0	207	12.4	27.5	5 to 15	80.7	25	12.1	
02/04/2024	21:00	116	0	4	14	17	9	7	0	1	0	0	0	0	0	0	0	0	0	0	168	15.4	32.6	5 to 15	69.0	34	20.2	
02/04/2024	22:00	35	1	1	5	8	2	1	0	0	0	0	0	0	0	0	0	0	0	0	53	15.4	31.9	5 to 15	66.0	11	20.8	
02/04/2024	23:00	64	1	0	3	4	3	3	1	0	0	0	0	0	0	0	0	0	0	0	79	12.7	28.3	5 to 15	81.0	11	13.9	
24 Hr Summary		753	76	163	715	996	602	199	28	7	0	1	0	0	0	0	0	0	0	0	3540	27	37.5	25 to 35	48.3	1833	51.8	

Incoming Histogram

TBL (Facing) April 2024

from Tue-Mar-26-2024-09-00-AM to Tue-Apr-23-2024-12-59-PM

Date	Starting Hr:min	<15	15 to <20	20 to <25	25 to <30	30 to <35	35 to <40	40 to <45	45 to <50	50 to <55	55 to <60	60 to <65	65 to <70	70 to <75	75 to <80	80 to <85	85 to <90	90 to <95	95 to <100	100 to >105	Total Counts	Avg Speed (MPH)	85pct Speed	10MPH Pace	% in pace	# of Speeders	% Speeders	
03/04/2024	00:00	14	0	0	0	3	0	1	0	0	0	0	0	0	0	0	0	0	0	0	0	18	14.1	31.7	5 to 15	77.8	4	22.2
03/04/2024	01:00	6	0	2	0	0	2	0	2	0	0	0	0	0	0	0	0	0	0	0	0	12	21.7	40	5 to 15	50.0	4	33.3
03/04/2024	02:00	8	0	0	0	1	0	0	0	0	0	0	0	0	0	0	0	0	0	0	0	9	10.1	10	0 to 10	88.9	1	11.1
03/04/2024	03:00	1	0	1	4	1	0	1	0	0	0	0	0	0	0	0	0	0	0	0	0	8	27	35	20 to 30	62.5	2	25.0
03/04/2024	04:00	2	2	0	4	3	5	3	0	0	0	0	0	0	0	0	0	0	0	0	0	19	30.3	40	30 to 40	42.1	11	57.9
03/04/2024	05:00	0	2	2	8	22	15	6	2	0	0	0	0	0	0	0	0	0	0	0	0	57	33.6	39.7	30 to 40	64.9	45	78.9
03/04/2024	06:00	2	4	2	24	36	32	13	2	0	0	0	0	0	0	0	0	0	0	0	0	115	33	39.7	30 to 40	59.1	83	72.2
03/04/2024	07:00	12	3	13	38	51	32	12	1	0	0	0	0	0	0	0	0	0	0	0	0	162	30.2	38.3	25 to 35	54.9	96	59.3
03/04/2024	08:00	7	11	11	38	61	29	12	2	0	0	0	0	0	0	0	0	0	0	0	0	171	30.5	37.9	25 to 35	57.9	104	60.8
03/04/2024	09:00	3	2	5	37	79	42	11	3	0	0	0	0	0	0	0	0	0	0	0	0	182	32.6	38.5	30 to 40	66.5	135	74.2
03/04/2024	10:00	1	2	9	62	61	41	11	4	0	0	0	0	0	0	0	0	0	0	0	0	191	32	38.3	25 to 35	64.4	117	61.3
03/04/2024	11:00	3	4	14	53	65	42	14	1	1	0	0	0	0	0	0	0	0	0	0	0	197	31.7	38.3	25 to 35	59.9	123	62.4
03/04/2024	12:00	4	6	19	46	72	36	10	0	0	0	0	0	0	0	0	0	0	0	0	0	193	30.8	37.4	25 to 35	61.1	118	61.1
03/04/2024	13:00	2	9	10	56	73	51	14	1	0	0	0	0	0	0	0	0	0	0	0	0	216	31.8	38.3	25 to 35	59.7	139	64.4
03/04/2024	14:00	5	11	24	78	78	47	15	2	0	0	0	0	0	0	0	0	0	0	0	0	260	30.6	37.7	25 to 35	60.0	142	54.6
03/04/2024	15:00	5	4	13	50	112	67	25	0	0	0	0	0	0	0	0	0	0	0	0	0	276	32.6	38.8	30 to 40	64.9	204	73.9
03/04/2024	16:00	4	15	28	74	93	61	13	3	1	0	0	0	0	0	0	0	0	0	0	0	292	30.9	37.8	25 to 35	57.2	171	58.6
03/04/2024	17:00	4	8	9	43	68	47	20	2	0	0	0	0	0	0	0	0	0	0	0	0	201	32.2	39.1	30 to 40	57.2	137	68.2
03/04/2024	18:00	3	7	11	41	44	29	9	1	0	0	0	0	0	0	0	0	0	0	0	0	145	30.7	37.9	25 to 35	58.6	83	57.2
03/04/2024	19:00	3	6	6	31	32	23	4	2	0	0	0	0	0	0	0	0	0	0	0	0	107	30.7	37.8	25 to 35	58.9	61	57.0
03/04/2024	20:00	1	2	2	20	29	19	9	1	0	0	0	0	0	0	0	0	0	0	0	0	83	32.7	39.5	25 to 35	59.0	58	69.9
03/04/2024	21:00	0	3	1	7	18	8	4	4	0	0	0	0	0	0	0	0	0	0	0	0	45	33.3	41.2	30 to 40	57.8	34	75.6
03/04/2024	22:00	0	0	1	5	3	5	4	1	1	0	0	0	0	0	0	0	0	0	0	0	20	35.3	43.8	35 to 45	45.0	14	70.0
03/04/2024	23:00	1	0	0	1	4	3	1	1	0	0	0	0	0	0	0	0	0	0	0	0	11	32.9	40	30 to 40	63.6	9	81.8
24 Hr Summary		91	101	183	720	1009	636	212	35	3	0	0	0	0	0	0	0	0	0	0	2990	31.4	38.4	25 to 35	57.8	1895	63.4	

Incoming Histogram

TBL (Facing) April 2024

from Tue-Mar-26-2024-09-00-AM to Tue-Apr-23-2024-12-59-PM

Date	Starting Hr:min	<15	15 to <20	20 to <25	25 to <30	30 to <35	35 to <40	40 to <45	45 to <50	50 to <55	55 to <60	60 to <65	65 to <70	70 to <75	75 to <80	80 to <85	85 to <90	90 to <95	95 to <100	100 to >105	Total Counts	Avg Speed (MPH)	85pet Speed	10MPH Pace	% in pace	# of Speeders	% Speeders
04/04/2024	00:00	18	0	0	0	0	2	0	0	0	0	0	0	0	0	0	0	0	0	0	20	10.9	9.7	0 to 10	90.0	2	10.0
04/04/2024	01:00	69	0	0	2	1	0	0	0	0	0	0	0	0	0	0	0	0	0	0	72	8.5	9.6	5 to 15	95.8	1	1.4
04/04/2024	02:00	120	1	0	2	1	0	0	0	0	0	0	0	0	0	0	0	0	0	0	124	8.7	10	5 to 15	96.8	1	0.8
04/04/2024	03:00	28	0	1	0	0	0	1	0	0	0	0	0	0	0	0	0	0	0	0	30	9.3	9.8	5 to 15	93.3	1	3.3
04/04/2024	04:00	0	1	2	3	4	9	5	1	1	0	0	0	0	0	0	0	0	0	0	26	35.2	43	35 to 45	53.8	20	76.9
04/04/2024	05:00	161	5	1	3	12	12	3	1	0	0	0	0	0	0	0	0	0	0	0	198	13.2	26.7	5 to 15	81.3	28	14.1
04/04/2024	06:00	0	2	1	30	45	22	9	5	2	0	0	0	0	0	0	0	0	0	0	116	33.4	39.8	25 to 35	64.7	83	71.6
04/04/2024	07:00	1	3	6	29	64	29	9	3	0	0	0	0	0	0	0	0	0	0	0	144	32.5	38.3	25 to 35	64.6	105	72.9
04/04/2024	08:00	91	3	8	52	42	38	12	2	0	0	0	0	0	0	0	0	0	0	0	248	23.7	37	25 to 35	37.9	94	37.9
04/04/2024	09:00	198	8	4	30	59	26	6	2	0	0	0	0	0	0	0	0	0	0	0	333	17.8	33.6	5 to 15	59.5	93	27.9
04/04/2024	10:00	1	4	10	46	68	37	6	2	0	0	0	0	0	0	0	0	0	0	0	174	31.6	37.6	25 to 35	65.5	113	64.9
04/04/2024	11:00	12	10	12	58	54	32	13	1	0	0	0	0	0	0	0	0	0	0	0	192	29.7	37.7	25 to 35	58.3	100	52.1
04/04/2024	12:00	3	4	4	53	64	55	12	1	0	0	0	0	0	0	0	0	0	0	0	196	32.3	38.5	30 to 40	60.7	132	67.3
04/04/2024	13:00	6	8	20	53	63	43	14	6	0	0	0	0	0	0	0	0	0	0	0	213	31.2	38.6	25 to 35	54.5	126	59.2
04/04/2024	14:00	8	6	11	52	78	66	18	2	0	0	0	0	0	0	0	0	0	0	0	241	32.1	38.8	30 to 40	59.8	164	68.0
04/04/2024	15:00	12	13	32	75	104	49	22	2	0	0	0	0	0	0	0	0	0	0	0	309	30.4	37.8	25 to 35	57.9	177	57.3
04/04/2024	16:00	11	11	27	69	101	63	20	1	2	0	0	0	0	0	0	0	0	0	0	305	31	38.2	25 to 35	55.7	187	61.3
04/04/2024	17:00	2	9	15	51	75	46	17	3	1	0	0	0	0	0	0	0	0	0	0	219	31.9	38.7	25 to 35	57.5	142	64.8
04/04/2024	18:00	5	7	12	54	40	29	14	1	1	0	0	1	0	0	0	0	0	0	0	164	30.9	38.6	25 to 35	57.3	86	52.4
04/04/2024	19:00	3	2	9	43	46	27	11	3	0	0	0	0	0	0	0	0	0	0	0	144	31.7	38.5	25 to 35	61.8	87	60.4
04/04/2024	20:00	13	0	6	18	23	24	11	2	1	0	0	0	0	0	0	0	0	0	0	98	30.4	39.8	30 to 40	48.0	61	62.2
04/04/2024	21:00	0	0	3	16	28	18	5	1	0	0	0	0	0	0	0	0	0	0	0	71	33	38.6	30 to 40	64.8	52	73.2
04/04/2024	22:00	0	0	0	3	9	9	3	1	2	0	0	0	0	0	0	0	0	0	0	27	36.4	43.3	30 to 40	66.7	24	88.9
04/04/2024	23:00	11	0	0	7	2	3	3	0	0	0	0	0	0	0	0	0	0	0	0	26	22.2	38.3	5 to 15	42.3	8	30.8
24 Hr Summary		773	97	184	749	983	637	216	40	10	0	0	1	0	0	0	0	0	0	0	3690	27.2	37.7	25 to 35	46.9	1887	51.1

Incoming Histogram

TBL (Facing) April 2024

from Tue-Mar-26-2024-09-00-AM to Tue-Apr-23-2024-12-59-PM

Date	Starting Hr:min	<15	15 to <20	20 to <25	25 to <30	30 to <35	35 to <40	40 to <45	45 to <50	50 to <55	55 to <60	60 to <65	65 to <70	70 to <75	75 to <80	80 to <85	85 to <90	90 to <95	95 to <100	100 to >105	Total Counts	Avg Speed (MPH)	85pet Speed	10MPH Pace	% in pace	# of Speeders	% Speeders	
05/04/2024	00:00	0	0	0	1	0	0	0	1	0	0	0	0	0	0	0	0	0	0	0	0	2	37	50	20 to 30	50.0	1	50.0
05/04/2024	01:00	0	1	0	0	0	1	1	0	0	0	0	0	0	0	0	0	0	0	0	0	3	32	45	35 to 45	66.7	2	66.7
05/04/2024	02:00	0	0	0	1	0	2	2	1	0	0	0	0	0	0	0	0	0	0	0	0	6	38.7	45	35 to 45	66.7	5	83.3
05/04/2024	03:00	0	0	2	1	1	1	0	0	0	0	0	0	0	0	0	0	0	0	0	0	5	28.2	35	20 to 30	60.0	2	40.0
05/04/2024	04:00	2	2	3	3	4	3	1	1	0	0	0	0	0	0	0	0	0	0	0	0	19	28.2	38.3	25 to 35	36.8	9	47.4
05/04/2024	05:00	6	4	3	8	14	10	5	4	0	0	0	0	0	0	0	0	0	0	0	0	54	30	41	30 to 40	44.4	33	61.1
05/04/2024	06:00	65	1	3	14	34	24	10	2	0	0	0	0	0	0	0	0	0	0	0	0	153	22.8	37.7	5 to 15	42.5	70	45.8
05/04/2024	07:00	56	3	6	43	51	24	11	1	0	0	0	0	0	0	0	0	0	0	0	0	195	24.9	36.5	25 to 35	48.2	87	44.6
05/04/2024	08:00	5	5	9	47	49	39	16	2	1	0	0	0	0	0	0	0	0	0	0	0	173	31.9	39.1	25 to 35	55.5	107	61.8
05/04/2024	09:00	1	3	8	39	60	34	19	3	0	0	0	0	0	0	0	0	0	0	0	0	167	32.8	39.6	25 to 35	59.3	116	69.5
05/04/2024	10:00	1	7	10	55	74	43	16	3	0	0	0	0	0	0	0	0	0	0	0	0	209	32	38.6	25 to 35	61.7	136	65.1
05/04/2024	11:00	2	6	13	37	56	46	13	2	0	0	0	0	0	0	0	0	0	0	0	0	175	32.1	38.8	30 to 40	58.3	117	66.9
05/04/2024	12:00	5	9	19	63	68	48	9	0	0	0	0	0	0	0	0	0	0	0	0	0	221	30.6	37.5	25 to 35	59.3	125	56.6
05/04/2024	13:00	1	11	18	40	78	52	14	2	0	0	0	0	0	0	0	0	0	0	0	0	216	31.8	38.5	30 to 40	60.2	146	67.6
05/04/2024	14:00	8	12	15	55	87	60	21	4	1	0	0	0	0	0	0	0	0	0	0	0	263	31.7	38.9	30 to 40	55.9	173	65.8
05/04/2024	15:00	4	9	22	70	93	55	19	1	1	0	0	0	0	0	0	0	0	0	0	0	274	31.4	38.2	25 to 35	59.5	169	61.7
05/04/2024	16:00	1	9	11	64	91	63	21	6	1	0	0	0	0	0	0	0	0	0	0	0	267	32.6	39	25 to 35	58.1	182	68.2
05/04/2024	17:00	9	3	20	59	66	40	17	6	0	0	0	0	0	0	0	0	0	0	0	0	220	31.2	38.8	25 to 35	56.8	129	58.6
05/04/2024	18:00	3	7	9	44	64	36	19	2	0	0	0	0	0	0	0	0	0	0	0	0	184	32	39	25 to 35	58.7	121	65.8
05/04/2024	19:00	4	4	9	25	44	26	7	1	1	0	0	0	0	0	0	0	0	0	0	0	121	31.3	38.3	30 to 40	57.9	79	65.3
05/04/2024	20:00	3	1	8	19	35	13	8	1	1	2	1	0	0	0	0	0	0	0	0	0	92	32.3	39.6	25 to 35	58.7	61	66.3
05/04/2024	21:00	0	1	5	14	16	6	4	3	0	0	0	0	0	0	0	0	0	0	0	0	49	31.9	40	25 to 35	61.2	29	59.2
05/04/2024	22:00	0	1	4	10	16	12	1	1	0	0	1	0	0	0	0	0	0	0	0	0	46	32.5	38.3	30 to 40	60.9	31	67.4
05/04/2024	23:00	1	0	1	7	8	5	3	0	0	0	0	0	0	0	0	0	0	0	0	0	25	31.8	39	25 to 35	60.0	16	64.0
24 Hr Summary		177	99	198	719	1009	643	237	47	6	2	2	0	0	0	0	0	0	0	0	0	3139	30.9	38.6	25 to 35	55.0	1946	62.0

Incoming Histogram

TBL (Facing) April 2024

from Tue-Mar-26-2024-09-00-AM to Tue-Apr-23-2024-12-59-PM

Date	Starting Hr:min	<15	15 to <20	20 to <25	25 to <30	30 to <35	35 to <40	40 to <45	45 to <50	50 to <55	55 to <60	60 to <65	65 to <70	70 to <75	75 to <80	80 to <85	85 to <90	90 to <95	95 to <100	100 to >105	Total Counts	Avg Speed (MPH)	85pet Speed	10MPH Pace	% in pace	# of Speeders	% Speeders	
06/04/2024	00:00	1	0	1	1	2	0	1	1	0	0	0	0	0	0	0	0	0	0	0	0	7	30.6	45	25 to 35	42.9	4	57.1
06/04/2024	01:00	0	0	0	3	2	1	0	1	0	0	0	0	0	0	0	0	0	0	0	0	7	32.7	40	25 to 35	71.4	4	57.1
06/04/2024	02:00	1	0	0	1	1	1	1	0	0	0	0	0	0	0	0	0	0	0	0	0	5	30	40	25 to 35	40.0	3	60.0
06/04/2024	03:00	1	0	2	0	0	1	0	0	0	0	0	0	0	0	0	0	0	0	0	0	4	23.3	25	15 to 25	50.0	1	25.0
06/04/2024	04:00	1	0	1	2	7	6	0	1	0	0	0	0	0	0	0	0	0	0	0	0	18	32.5	38.3	30 to 40	72.2	14	77.8
06/04/2024	05:00	0	1	0	4	4	7	3	1	0	0	0	0	0	0	0	0	0	0	0	0	20	34.3	41.7	30 to 40	55.0	15	75.0
06/04/2024	06:00	1	1	0	8	10	22	11	2	1	0	0	0	0	0	0	0	0	0	0	0	56	35.8	42.7	35 to 45	58.9	46	82.1
06/04/2024	07:00	0	3	4	20	28	20	13	2	0	0	0	0	0	0	0	0	0	0	0	0	90	33.2	40.4	25 to 35	53.3	63	70.0
06/04/2024	08:00	2	4	6	37	52	28	4	2	0	0	0	0	0	0	0	0	0	0	0	0	135	31.4	37.5	25 to 35	65.9	86	63.7
06/04/2024	09:00	1	8	18	46	66	27	11	1	1	0	0	0	0	0	0	0	0	0	0	0	179	30.9	37.4	25 to 35	62.6	106	59.2
06/04/2024	10:00	3	6	15	43	84	61	19	3	1	1	0	0	0	0	0	0	0	0	0	0	236	32.7	39.1	30 to 40	61.4	169	71.6
06/04/2024	11:00	5	10	12	47	77	40	22	1	0	0	0	0	0	0	0	0	0	0	0	0	214	31.6	38.9	25 to 35	57.9	140	65.4
06/04/2024	12:00	3	4	11	50	84	48	14	3	1	1	0	0	0	0	0	0	0	0	0	0	219	32.4	38.5	25 to 35	61.2	151	68.9
06/04/2024	13:00	5	1	11	37	59	43	11	6	0	0	0	0	0	0	0	0	0	0	0	0	173	32.4	39	30 to 40	59.0	119	68.8
06/04/2024	14:00	6	7	15	46	61	46	18	3	0	1	0	0	0	0	0	0	0	0	0	0	203	31.8	39.1	25 to 35	52.7	129	63.5
06/04/2024	15:00	5	8	12	50	80	44	13	4	0	1	0	0	0	0	0	0	0	0	0	0	217	31.7	38.3	25 to 35	59.9	142	65.4
06/04/2024	16:00	2	6	8	45	59	56	21	2	0	0	0	0	0	0	0	0	0	0	0	0	199	32.8	39.4	30 to 40	57.8	138	69.3
06/04/2024	17:00	7	8	6	34	57	52	10	4	0	0	0	0	0	0	0	0	0	0	0	0	178	31.9	38.8	30 to 40	61.2	123	69.1
06/04/2024	18:00	59	4	8	28	47	31	9	0	0	0	0	0	0	0	0	0	0	0	0	0	186	24.5	36.9	30 to 40	41.9	87	46.8
06/04/2024	19:00	104	1	6	38	27	15	3	1	0	0	0	0	0	0	0	0	0	0	0	0	195	18.5	33.1	5 to 15	53.3	46	23.6
06/04/2024	20:00	235	1	5	17	21	12	7	1	0	1	0	0	0	0	0	0	0	0	0	0	300	13.2	29.1	5 to 15	78.3	42	14.0
06/04/2024	21:00	231	2	3	19	18	11	9	2	1	0	0	0	0	0	0	0	0	0	0	0	296	13.5	29.2	5 to 15	78.0	41	13.9
06/04/2024	22:00	35	3	5	14	16	6	6	0	1	0	0	0	0	0	0	0	0	0	0	0	86	21.8	35	5 to 15	40.7	29	33.7
06/04/2024	23:00	21	0	1	4	7	5	3	1	0	0	0	0	0	0	0	0	0	0	0	0	42	21	38	5 to 15	50.0	16	38.1
24 Hr Summary		728	78	149	593	867	583	208	41	6	5	0	0	0	0	0	0	0	0	0	0	3265	27	38	25 to 35	44.8	1710	52.4

Incoming Histogram

TBL (Facing) April 2024

from Tue-Mar-26-2024-09-00-AM to Tue-Apr-23-2024-12-59-PM

Date	Starting Hr:min	<15	15 to <20	20 to <25	25 to <30	30 to <35	35 to <40	40 to <45	45 to <50	50 to <55	55 to <60	60 to <65	65 to <70	70 to <75	75 to <80	80 to <85	85 to <90	90 to <95	95 to <100	100 to >105	Total Counts	Avg Speed (MPH)	85pet Speed	10MPH Pace	% in pace	# of Speeders	% Speeders	
07/04/2024	00:00	0	1	0	2	1	2	1	0	0	0	0	0	0	0	0	0	0	0	0	0	7	31.3	40	25 to 35	42.9	4	57.1
07/04/2024	01:00	0	0	0	1	1	3	3	1	0	0	0	0	0	0	0	0	0	0	0	0	9	38.1	45	35 to 45	66.7	8	88.9
07/04/2024	02:00	1	0	0	2	0	1	1	1	0	0	0	0	0	0	0	0	0	0	0	0	6	32	45	20 to 30	33.3	3	50.0
07/04/2024	03:00	1	0	1	2	2	1	0	0	0	0	0	0	0	0	0	0	0	0	0	0	7	27	35	25 to 35	57.1	3	42.9
07/04/2024	04:00	1	2	0	0	5	1	1	0	0	0	0	0	0	0	0	0	0	0	0	0	10	28.6	35	30 to 40	60.0	7	70.0
07/04/2024	05:00	0	1	0	1	6	5	1	2	0	0	0	0	0	0	0	0	0	0	0	0	16	35	45	30 to 40	68.8	14	87.5
07/04/2024	06:00	0	1	1	10	13	5	7	2	1	0	0	0	0	0	0	0	0	0	0	0	40	34	42.9	25 to 35	57.5	28	70.0
07/04/2024	07:00	0	3	3	10	21	19	5	0	0	0	0	0	0	0	0	0	0	0	0	0	61	32.6	38.9	30 to 40	65.6	45	73.8
07/04/2024	08:00	1	1	3	27	23	13	9	4	1	0	0	0	0	0	0	0	0	0	0	0	82	32.8	41.1	25 to 35	61.0	50	61.0
07/04/2024	09:00	6	4	7	38	40	42	8	3	0	1	0	0	0	0	0	0	0	0	0	0	149	31.8	38.8	30 to 40	55.0	94	63.1
07/04/2024	10:00	2	3	7	34	51	34	12	3	0	0	0	0	0	0	0	0	0	0	0	0	146	32.4	39	25 to 35	58.2	100	68.5
07/04/2024	11:00	3	4	10	31	54	39	15	3	3	0	0	0	0	0	0	0	0	0	0	0	162	32.8	39.6	30 to 40	57.4	114	70.4
07/04/2024	12:00	6	9	14	43	63	39	14	0	0	0	0	0	0	0	0	0	0	0	0	0	188	30.9	38.2	25 to 35	56.4	116	61.7
07/04/2024	13:00	1	7	18	33	49	50	20	2	1	0	0	0	0	0	0	0	0	0	0	0	181	32.6	39.6	30 to 40	54.7	122	67.4
07/04/2024	14:00	4	1	9	36	73	53	21	4	0	0	0	0	0	0	0	0	0	0	0	0	201	33.3	39.5	30 to 40	62.7	151	75.1
07/04/2024	15:00	3	6	13	33	54	26	10	0	0	0	0	0	0	0	0	0	0	0	0	0	145	30.9	37.7	25 to 35	60.0	90	62.1
07/04/2024	16:00	3	3	10	33	34	36	8	0	2	1	0	0	0	0	0	0	0	0	0	0	130	32	38.8	30 to 40	53.8	81	62.3
07/04/2024	17:00	1	2	3	25	35	25	9	2	0	0	0	0	0	0	0	0	0	0	0	0	102	32.7	39.2	25 to 35	58.8	71	69.6
07/04/2024	18:00	2	2	6	23	35	23	10	4	0	0	1	0	0	0	0	0	0	0	0	0	106	32.9	39.8	25 to 35	54.7	73	68.9
07/04/2024	19:00	1	0	4	24	23	20	7	2	2	0	0	0	0	0	0	0	0	0	0	0	83	33.1	39.8	25 to 35	56.6	54	65.1
07/04/2024	20:00	3	3	7	8	11	12	12	0	0	0	0	0	0	0	0	0	0	0	0	0	56	31.6	41.7	35 to 45	42.9	35	62.5
07/04/2024	21:00	0	1	1	19	16	9	3	2	0	0	0	0	0	0	0	0	0	0	0	0	51	32	38.3	25 to 35	68.6	30	58.8
07/04/2024	22:00	0	1	0	3	10	3	3	0	2	0	0	0	0	0	0	0	0	0	0	0	22	34.6	43.3	25 to 35	59.1	18	81.8
07/04/2024	23:00	0	0	0	1	0	2	1	0	1	0	0	0	0	0	0	0	0	0	0	0	5	39	45	35 to 45	60.0	4	80.0
24 Hr Summary		39	55	117	439	620	463	181	35	13	2	1	0	0	0	0	0	0	0	0	1965	32.3	39.3	30 to 40	55.1	1315	66.9	

Incoming Histogram

TBL (Facing) April 2024

from Tue-Mar-26-2024-09-00-AM to Tue-Apr-23-2024-12-59-PM

Date	Starting Hr:min	<15	15 to <20	20 to <25	25 to <30	30 to <35	35 to <40	40 to <45	45 to <50	50 to <55	55 to <60	60 to <65	65 to <70	70 to <75	75 to <80	80 to <85	85 to <90	90 to <95	95 to <100	100 to >105	Total Counts	Avg Speed (MPH)	85pet Speed	10MPH Pace	% in pace	# of Speeders	% Speeders	
08/04/2024	00:00	2	0	0	1	0	1	1	1	0	0	0	0	0	0	0	0	0	0	0	0	6	29.5	45	5 to 15	33.3	3	50.0
08/04/2024	01:00	2	0	1	0	0	1	0	0	0	0	0	0	0	0	0	0	0	0	0	0	4	20.8	25	5 to 15	50.0	1	25.0
08/04/2024	02:00	0	0	0	0	2	0	1	0	0	0	0	0	0	0	0	0	0	0	0	0	3	35.3	45	25 to 35	66.7	3	100.0
08/04/2024	03:00	1	0	2	0	1	0	0	0	1	0	0	0	0	0	0	0	0	0	0	0	5	28	35	15 to 25	40.0	2	40.0
08/04/2024	04:00	0	0	2	2	3	2	4	0	0	1	0	0	0	0	0	0	0	0	0	0	14	35.4	43.8	35 to 45	42.9	10	71.4
08/04/2024	05:00	0	5	1	10	14	17	5	2	0	0	0	0	0	0	0	0	0	0	0	0	54	32.8	39.7	30 to 40	57.4	38	70.4
08/04/2024	06:00	0	3	5	25	48	36	11	2	1	0	0	0	0	0	0	0	0	0	0	0	131	33.3	39.2	30 to 40	64.1	98	74.8
08/04/2024	07:00	1	4	5	47	54	31	10	4	0	0	0	0	0	0	0	0	0	0	0	0	156	32	38.5	25 to 35	64.7	99	63.5
08/04/2024	08:00	2	3	5	47	51	41	10	1	0	0	0	0	0	0	0	0	0	0	0	0	160	32.1	38.4	25 to 35	61.3	103	64.4
08/04/2024	09:00	3	5	15	59	50	35	7	2	0	0	0	0	0	0	0	0	0	0	0	0	176	30.7	37.6	25 to 35	61.9	94	53.4
08/04/2024	10:00	3	5	12	46	64	34	11	1	0	0	0	0	0	0	0	0	0	0	0	0	176	31.3	37.9	25 to 35	62.5	110	62.5
08/04/2024	11:00	7	5	10	54	65	49	11	0	0	0	0	0	0	0	0	0	0	0	0	0	201	31.2	38.1	25 to 35	59.2	125	62.2
08/04/2024	12:00	5	3	14	36	59	35	10	3	1	0	0	0	0	0	0	0	0	0	0	0	166	31.6	38.4	25 to 35	57.2	108	65.1
08/04/2024	13:00	5	11	11	50	68	50	9	2	0	0	0	0	0	0	0	0	0	0	0	0	206	31.2	38	25 to 35	57.3	129	62.6
08/04/2024	14:00	2	5	14	48	92	46	19	0	1	0	0	0	0	0	0	0	0	0	0	0	227	32.2	38.5	25 to 35	61.7	158	69.6
08/04/2024	15:00	5	12	30	79	92	67	18	2	0	0	0	0	0	0	0	0	0	0	0	0	305	31	38.1	25 to 35	56.1	179	58.7
08/04/2024	16:00	1	13	17	57	96	66	21	5	2	0	0	0	0	0	0	0	0	0	0	0	278	32.4	38.9	30 to 40	58.3	190	68.3
08/04/2024	17:00	12	10	20	45	71	46	14	4	3	0	0	0	0	0	0	0	0	0	0	0	225	30.8	38.6	30 to 40	52.0	138	61.3
08/04/2024	18:00	13	3	11	30	38	43	13	3	0	0	0	0	0	0	0	0	0	0	0	0	154	30.9	39.2	30 to 40	52.6	97	63.0
08/04/2024	19:00	2	3	9	24	44	20	3	2	1	0	0	0	0	0	0	0	0	0	0	0	108	31.3	37.5	25 to 35	63.0	70	64.8
08/04/2024	20:00	1	3	8	22	18	13	7	3	0	0	0	0	0	0	0	0	0	0	0	0	75	31.3	39.6	25 to 35	53.3	41	54.7
08/04/2024	21:00	1	1	0	10	11	8	7	5	0	0	0	0	0	0	0	0	0	0	0	0	43	34.5	44.3	25 to 35	48.8	31	72.1
08/04/2024	22:00	0	0	1	4	9	4	3	2	1	0	0	0	0	0	0	0	0	0	0	0	24	35.1	43.3	25 to 35	54.2	19	79.2
08/04/2024	23:00	0	0	0	4	4	2	3	0	1	0	0	0	0	0	0	0	0	0	0	0	14	34.9	43.3	25 to 35	57.1	10	71.4
24 Hr Summary		68	94	193	700	954	647	198	44	12	1	0	0	0	0	0	0	0	0	0	2911	31.6	38.6	25 to 35	56.8	1856	63.8	

Incoming Histogram

TBL (Facing) April 2024

from Tue-Mar-26-2024-09-00-AM to Tue-Apr-23-2024-12-59-PM

Date	Starting Hr:min	<15	15 to <20	20 to <25	25 to <30	30 to <35	35 to <40	40 to <45	45 to <50	50 to <55	55 to <60	60 to <65	65 to <70	70 to <75	75 to <80	80 to <85	85 to <90	90 to <95	95 to <100	100 to >105	Total Counts	Avg Speed (MPH)	85pet Speed	10MPH Pace	% in pace	# of Speeders	% Speeders	
09/04/2024	00:00	0	1	1	2	0	1	0	1	0	0	0	0	0	0	0	0	0	0	0	0	6	29.5	40	20 to 30	50.0	2	33.3
09/04/2024	01:00	0	0	0	1	0	1	0	1	0	0	0	0	0	0	0	0	0	0	0	0	3	37	50	20 to 30	33.3	2	66.7
09/04/2024	02:00	0	2	0	1	0	1	0	0	0	0	0	0	0	0	0	0	0	0	0	0	4	24.8	30	10 to 20	50.0	1	25.0
09/04/2024	03:00	0	0	1	1	2	1	1	0	0	0	0	0	0	0	0	0	0	0	0	0	6	32	40	25 to 35	50.0	4	66.7
09/04/2024	04:00	1	4	0	5	8	4	4	0	1	0	0	0	0	0	0	0	0	0	0	0	27	31.3	41.2	25 to 35	48.1	17	63.0
09/04/2024	05:00	0	5	1	11	13	17	4	0	0	0	0	0	0	0	0	0	0	0	0	0	51	32.1	38.8	30 to 40	58.8	34	66.7
09/04/2024	06:00	2	2	7	21	35	39	10	4	0	0	0	0	0	0	0	0	0	0	0	0	120	33.3	39.5	30 to 40	61.7	88	73.3
09/04/2024	07:00	1	4	5	37	50	43	12	1	0	0	0	0	0	0	0	0	0	0	0	0	153	32.6	38.8	30 to 40	60.8	106	69.3
09/04/2024	08:00	3	6	4	35	55	28	17	1	1	0	0	0	0	0	0	0	0	0	0	0	150	32.2	39.5	25 to 35	60.0	102	68.0
09/04/2024	09:00	3	8	9	58	65	42	8	0	0	0	0	0	0	0	0	0	0	0	0	0	193	31	37.5	25 to 35	63.7	115	59.6
09/04/2024	10:00	3	8	16	40	49	40	13	0	0	0	0	0	0	0	0	0	0	0	0	0	169	31.2	38.5	25 to 35	52.7	102	60.4
09/04/2024	11:00	3	7	15	67	54	33	13	2	0	0	0	0	0	0	0	0	0	0	0	0	194	30.7	37.9	25 to 35	62.4	102	52.6
09/04/2024	12:00	10	4	15	43	71	33	9	2	0	0	0	0	0	0	0	0	0	0	0	0	187	30.4	37.4	25 to 35	61.0	115	61.5
09/04/2024	13:00	29	7	10	48	78	38	13	2	0	0	0	0	0	0	0	0	0	0	0	0	225	29.1	37.5	25 to 35	56.0	131	58.2
09/04/2024	14:00	7	8	17	59	78	59	15	1	1	0	0	0	0	0	0	0	0	0	0	0	245	31.4	38.3	25 to 35	55.9	154	62.9
09/04/2024	15:00	4	4	18	50	93	47	12	3	1	0	2	0	0	0	0	0	0	0	0	0	234	32	38.2	25 to 35	61.1	158	67.5
09/04/2024	16:00	4	11	19	50	101	72	17	1	0	0	0	0	0	0	0	0	0	0	0	0	275	31.9	38.4	30 to 40	62.9	191	69.5
09/04/2024	17:00	4	8	12	48	79	61	9	3	0	0	0	0	0	0	0	0	0	0	0	0	224	31.9	38.2	30 to 40	62.5	152	67.9
09/04/2024	18:00	3	3	6	34	50	34	15	5	1	0	0	0	0	0	0	0	0	0	0	0	151	32.9	39.7	25 to 35	55.6	105	69.5
09/04/2024	19:00	0	5	9	28	34	23	10	2	0	0	0	0	0	0	0	0	0	0	0	0	111	31.8	38.9	25 to 35	55.9	69	62.2
09/04/2024	20:00	2	2	5	12	35	10	6	3	0	0	1	0	0	0	0	0	0	0	0	0	76	32.3	39.5	25 to 35	61.8	55	72.4
09/04/2024	21:00	0	1	2	13	15	12	12	1	0	0	0	0	0	0	0	0	0	0	0	0	56	34	42.1	25 to 35	50.0	40	71.4
09/04/2024	22:00	0	2	3	5	9	4	3	1	0	0	0	0	0	0	0	0	0	0	0	0	27	31.4	40	25 to 35	51.9	17	63.0
09/04/2024	23:00	1	0	0	3	6	3	0	1	0	0	0	0	0	0	0	0	0	0	0	0	14	31.9	38.3	25 to 35	64.3	10	71.4
24 Hr Summary		80	102	175	672	980	646	203	35	5	0	3	0	0	0	0	0	0	0	0	0	2901	31.6	38.5	25 to 35	56.9	1872	64.5

Incoming Histogram

TBL (Facing) April 2024

from Tue-Mar-26-2024-09-00-AM to Tue-Apr-23-2024-12-59-PM

Date	Starting Hr:min	<15	15 to <20	20 to <25	25 to <30	30 to <35	35 to <40	40 to <45	45 to <50	50 to <55	55 to <60	60 to <65	65 to <70	70 to <75	75 to <80	80 to <85	85 to <90	90 to <95	95 to <100	100 to >105	Total Counts	Avg Speed (MPH)	85pet Speed	10MPH Pace	% in pace	# of Speeders	% Speeders	
10/04/2024	00:00	1	0	0	0	0	1	0	0	0	0	0	0	0	0	0	0	0	0	0	0	2	24.5	40	5 to 15	50.0	1	50.0
10/04/2024	01:00	0	1	0	1	1	1	0	0	0	0	0	0	0	0	0	0	0	0	0	0	4	28.3	35	25 to 35	50.0	2	50.0
10/04/2024	02:00	0	0	0	0	1	0	1	0	0	0	0	0	0	0	0	0	0	0	0	0	2	37	45	25 to 35	50.0	2	100.0
10/04/2024	03:00	0	0	1	3	2	1	1	1	1	0	0	0	1	0	0	0	0	0	0	0	11	38	50	25 to 35	45.5	7	63.6
10/04/2024	04:00	1	2	0	5	5	3	0	1	0	0	0	0	0	0	0	0	0	0	0	0	17	29.5	36.7	25 to 35	58.8	9	52.9
10/04/2024	05:00	0	4	4	4	18	12	5	0	1	0	0	0	0	0	0	0	0	0	0	0	48	32.4	39.6	30 to 40	62.5	36	75.0
10/04/2024	06:00	1	2	14	24	43	27	11	4	0	0	0	0	0	0	0	0	0	0	0	0	126	32.3	39.3	30 to 40	55.6	85	67.5
10/04/2024	07:00	2	2	7	39	62	22	11	2	1	0	0	0	0	0	0	0	0	0	0	0	148	31.9	38.2	25 to 35	68.2	98	66.2
10/04/2024	08:00	0	2	7	48	52	39	15	3	1	0	0	0	0	0	0	0	0	0	0	0	167	32.8	39.2	25 to 35	59.9	110	65.9
10/04/2024	09:00	1	2	5	49	56	42	11	5	1	0	0	0	0	0	0	0	0	0	0	0	172	32.8	38.9	25 to 35	61.0	115	66.9
10/04/2024	10:00	4	7	12	39	69	37	14	0	0	0	0	0	0	0	0	0	0	0	0	0	182	31.4	38.2	25 to 35	59.3	120	65.9
10/04/2024	11:00	1	3	7	39	71	33	11	0	1	0	0	0	0	0	0	0	0	0	0	0	166	32.2	38	25 to 35	66.3	116	69.9
10/04/2024	12:00	4	5	9	44	74	40	15	2	0	0	0	0	0	0	0	0	0	0	0	0	193	32	38.5	25 to 35	61.1	131	67.9
10/04/2024	13:00	1	10	19	47	63	45	9	0	0	0	0	0	0	0	0	0	0	0	0	0	194	31	37.8	25 to 35	56.7	117	60.3
10/04/2024	14:00	5	8	23	74	92	50	13	2	0	0	0	0	0	0	0	0	0	0	0	0	267	30.9	37.5	25 to 35	62.2	157	58.8
10/04/2024	15:00	4	8	15	66	102	42	15	2	1	0	0	1	0	0	0	0	0	0	0	0	256	31.5	37.7	25 to 35	65.6	163	63.7
10/04/2024	16:00	58	7	17	59	99	52	19	4	1	1	0	0	0	0	0	0	0	0	0	0	317	28	37.8	25 to 35	49.8	176	55.5
10/04/2024	17:00	1	7	14	40	71	70	11	2	0	0	0	0	0	0	0	0	0	0	0	0	216	32.5	38.6	30 to 40	65.3	154	71.3
10/04/2024	18:00	2	7	16	28	50	30	8	3	1	0	0	0	0	0	0	0	0	0	0	0	145	31.3	38.3	30 to 40	55.2	92	63.4
10/04/2024	19:00	2	1	9	35	34	25	3	6	0	1	0	0	0	0	0	0	0	0	0	0	116	31.9	38.6	25 to 35	59.5	69	59.5
10/04/2024	20:00	0	3	8	19	28	10	13	1	0	0	0	0	0	0	0	0	0	0	0	0	82	32	40.8	25 to 35	57.3	52	63.4
10/04/2024	21:00	1	2	3	11	13	6	4	5	0	0	0	0	0	0	0	0	0	0	0	0	45	32.4	42.5	25 to 35	53.3	28	62.2
10/04/2024	22:00	0	1	1	4	9	3	6	2	0	0	0	0	0	0	0	0	0	0	0	0	26	34.5	43.3	25 to 35	50.0	20	76.9
10/04/2024	23:00	1	1	1	4	5	1	1	0	0	0	0	0	0	0	0	0	0	0	0	0	14	28.6	35	25 to 35	64.3	7	50.0
24 Hr Summary		90	85	192	682	1020	592	197	45	9	2	0	1	1	0	0	0	0	0	0	0	2916	31.4	38.5	25 to 35	58.4	1867	64.0

Incoming Histogram

TBL (Facing) April 2024

from Tue-Mar-26-2024-09-00-AM to Tue-Apr-23-2024-12-59-PM

Date	Starting Hr:min	<15	15 to <20	20 to <25	25 to <30	30 to <35	35 to <40	40 to <45	45 to <50	50 to <55	55 to <60	60 to <65	65 to <70	70 to <75	75 to <80	80 to <85	85 to <90	90 to <95	95 to <100	100 to >105	Total Counts	Avg Speed (MPH)	85pet Speed	10MPH Pace	% in pace	# of Speeders	% Speeders	
11/04/2024	00:00	0	1	1	1	2	1	1	0	0	0	0	0	0	0	0	0	0	0	0	0	7	29.9	40	25 to 35	42.9	4	57.1
11/04/2024	01:00	1	0	0	1	2	1	1	0	0	0	0	0	0	0	0	0	0	0	0	0	6	30.3	40	25 to 35	50.0	4	66.7
11/04/2024	02:00	0	0	0	1	1	0	0	0	0	0	0	0	0	0	0	0	0	0	0	0	2	29.5	35	25 to 35	100.0	1	50.0
11/04/2024	03:00	1	0	1	2	1	1	1	0	0	0	0	0	0	0	0	0	0	0	0	0	7	28.4	40	20 to 30	42.9	3	42.9
11/04/2024	04:00	0	1	1	7	2	2	3	1	0	0	0	0	0	0	0	0	0	0	0	0	17	31.8	41.7	25 to 35	52.9	8	47.1
11/04/2024	05:00	1	3	2	11	14	11	7	3	1	0	0	0	0	0	0	0	0	0	0	0	53	33.2	42.1	25 to 35	47.2	36	67.9
11/04/2024	06:00	0	6	4	25	50	25	11	2	0	0	0	0	0	0	0	0	0	0	0	0	123	32.4	39	25 to 35	61.0	88	71.5
11/04/2024	07:00	1	3	13	38	49	31	15	0	0	0	0	0	0	0	0	0	0	0	0	0	150	31.9	38.9	25 to 35	58.0	95	63.3
11/04/2024	08:00	1	6	13	38	45	25	13	1	1	0	0	0	0	0	0	0	0	0	0	0	143	31.4	38.8	25 to 35	58.0	85	59.4
11/04/2024	09:00	0	2	12	45	57	22	9	3	0	0	0	0	0	0	0	0	0	0	0	0	150	31.5	37.7	25 to 35	68.0	91	60.7
11/04/2024	10:00	4	6	11	58	65	28	7	1	0	0	0	0	0	0	0	0	0	0	0	0	180	30.5	36.6	25 to 35	68.3	101	56.1
11/04/2024	11:00	5	9	6	54	74	42	14	1	1	0	0	0	0	0	0	0	0	0	0	0	206	31.5	38.2	25 to 35	62.1	132	64.1
11/04/2024	12:00	3	7	12	47	74	32	9	1	1	0	0	0	0	0	0	0	0	0	0	0	186	31.1	37.3	25 to 35	65.1	117	62.9
11/04/2024	13:00	5	7	29	50	71	35	7	3	0	0	0	0	0	0	0	0	0	0	0	0	207	30.2	37	25 to 35	58.5	116	56.0
11/04/2024	14:00	5	10	14	57	75	40	16	4	0	0	1	0	0	0	0	0	0	0	0	0	222	31.4	38.5	25 to 35	59.5	136	61.3
11/04/2024	15:00	6	6	13	88	88	56	17	3	0	0	1	0	0	0	0	0	0	0	0	0	278	31.5	38.1	25 to 35	63.3	165	59.4
11/04/2024	16:00	9	11	15	61	90	76	23	5	1	1	0	0	0	0	0	0	0	0	0	0	292	32.2	39.1	30 to 40	56.8	196	67.1
11/04/2024	17:00	5	9	8	46	67	49	18	4	3	0	0	0	0	0	0	0	0	0	0	0	209	32.4	39.4	30 to 40	55.5	141	67.5
11/04/2024	18:00	1	2	5	38	41	44	14	6	0	1	0	1	0	0	0	0	0	0	0	0	153	33.8	39.9	30 to 40	55.6	107	69.9
11/04/2024	19:00	2	5	7	21	51	26	8	4	1	0	0	0	0	0	0	0	0	0	0	0	125	32.4	38.8	30 to 40	61.6	90	72.0
11/04/2024	20:00	0	1	3	25	15	14	9	1	0	0	0	0	0	0	0	0	0	0	0	0	68	32.4	40	25 to 35	58.8	39	57.4
11/04/2024	21:00	1	4	5	14	12	6	6	5	0	0	0	0	0	0	0	0	0	0	0	0	53	31.6	42.5	25 to 35	49.1	29	54.7
11/04/2024	22:00	0	1	2	6	5	9	7	2	2	0	0	0	0	0	0	0	0	0	0	0	34	35.7	44.3	35 to 45	47.1	25	73.5
11/04/2024	23:00	1	3	1	0	6	4	3	0	0	0	0	0	0	0	0	0	0	0	0	0	18	30.8	40	30 to 40	55.6	13	72.2
24 Hr Summary		52	103	178	734	957	580	219	50	11	2	2	1	0	0	0	0	0	0	0	0	2889	31.8	38.7	25 to 35	58.5	1822	63.1

Incoming Histogram

TBL (Facing) April 2024

from Tue-Mar-26-2024-09-00-AM to Tue-Apr-23-2024-12-59-PM

Date	Starting Hr:min	<15	15 to <20	20 to <25	25 to <30	30 to <35	35 to <40	40 to <45	45 to <50	50 to <55	55 to <60	60 to <65	65 to <70	70 to <75	75 to <80	80 to <85	85 to <90	90 to <95	95 to <100	100 to >105	Total Counts	Avg Speed (MPH)	85pet Speed	10MPH Pace	% in pace	# of Speeders	% Speeders	
12/04/2024	00:00	0	0	0	3	3	2	0	0	0	0	0	0	0	0	0	0	0	0	0	0	8	31.5	37.5	25 to 35	75.0	5	62.5
12/04/2024	01:00	1	0	0	0	2	2	0	1	0	0	0	0	0	0	0	0	0	0	0	0	6	32.8	40	30 to 40	66.7	5	83.3
12/04/2024	02:00	0	0	0	1	1	0	0	0	0	0	0	0	0	0	0	0	0	0	0	0	2	29.5	35	25 to 35	100.0	1	50.0
12/04/2024	03:00	0	1	1	2	2	1	1	0	0	0	0	0	0	0	0	0	0	0	0	0	8	29.5	40	25 to 35	50.0	4	50.0
12/04/2024	04:00	1	1	0	2	3	5	6	1	0	0	0	0	0	0	0	0	0	0	0	0	19	34.9	43.3	35 to 45	57.9	15	78.9
12/04/2024	05:00	1	2	1	7	12	13	4	2	0	0	0	0	0	0	0	0	0	0	0	0	42	33.2	40	30 to 40	59.5	31	73.8
12/04/2024	06:00	0	4	8	21	35	30	10	0	1	0	0	0	0	0	0	0	0	0	0	0	109	32.6	39.2	30 to 40	59.6	76	69.7
12/04/2024	07:00	1	8	7	33	52	26	15	9	1	0	0	0	0	0	0	0	0	0	0	0	152	32.8	40.7	25 to 35	55.9	103	67.8
12/04/2024	08:00	1	0	7	45	55	31	8	4	2	0	0	0	0	0	0	0	0	0	0	0	153	32.5	38.5	25 to 35	65.4	100	65.4
12/04/2024	09:00	4	6	10	44	54	42	14	0	0	0	0	0	0	0	0	0	0	0	0	0	174	31.6	38.6	25 to 35	56.3	110	63.2
12/04/2024	10:00	2	8	11	53	70	43	14	3	0	0	0	0	0	0	0	0	0	0	0	0	204	31.7	38.4	25 to 35	60.3	130	63.7
12/04/2024	11:00	5	12	8	59	75	51	9	2	1	0	0	0	0	0	0	0	0	0	0	0	222	31.2	37.9	25 to 35	60.4	138	62.2
12/04/2024	12:00	1	4	17	53	77	46	14	2	2	1	0	0	0	0	0	0	0	0	0	0	217	32.2	38.5	25 to 35	59.9	142	65.4
12/04/2024	13:00	7	4	10	57	87	52	11	4	0	0	0	0	0	0	0	0	0	0	0	0	232	31.8	38.1	25 to 35	62.1	154	66.4
12/04/2024	14:00	5	5	17	79	96	52	14	1	3	0	0	0	0	0	0	0	0	0	0	0	272	31.4	37.8	25 to 35	64.3	166	61.0
12/04/2024	15:00	7	8	17	65	108	58	15	3	1	0	0	0	0	0	0	0	0	0	0	0	282	31.5	38	25 to 35	61.3	185	65.6
12/04/2024	16:00	6	10	28	78	101	54	25	6	2	0	0	0	0	0	0	0	0	0	0	0	310	31.5	38.8	25 to 35	57.7	188	60.6
12/04/2024	17:00	5	8	12	50	89	68	20	5	2	1	0	0	0	0	0	0	0	0	0	0	260	32.7	39.2	30 to 40	60.4	185	71.2
12/04/2024	18:00	1	0	2	0	12	5	0	0	0	0	0	0	0	0	0	0	0	0	0	0	20	31.7	37	30 to 40	85.0	17	85.0
12/04/2024	19:00	*	*	*	*	*	*	*	*	*	*	*	*	*	*	*	*	*	*	*	*	*	*	*	*	*	*	*
12/04/2024	20:00	*	*	*	*	*	*	*	*	*	*	*	*	*	*	*	*	*	*	*	*	*	*	*	*	*	*	*
12/04/2024	21:00	*	*	*	*	*	*	*	*	*	*	*	*	*	*	*	*	*	*	*	*	*	*	*	*	*	*	*
12/04/2024	22:00	*	*	*	*	*	*	*	*	*	*	*	*	*	*	*	*	*	*	*	*	*	*	*	*	*	*	*
12/04/2024	23:00	*	*	*	*	*	*	*	*	*	*	*	*	*	*	*	*	*	*	*	*	*	*	*	*	*	*	*
24 Hr Summary		48	81	156	652	934	581	180	43	15	2	0	0	0	0	0	0	0	0	0	0	2692	31.9	38.6	25 to 35	58.9	1755	65.2

Incoming Histogram

TBL (Facing) April 2024

from Tue-Mar-26-2024-09-00-AM to Tue-Apr-23-2024-12-59-PM

Date	Starting Hr:min	<15	15 to <20	20 to <25	25 to <30	30 to <35	35 to <40	40 to <45	45 to <50	50 to <55	55 to <60	60 to <65	65 to <70	70 to <75	75 to <80	80 to <85	85 to <90	90 to <95	95 to <100	100 to >105	Total Counts	Avg Speed (MPH)	85pct Speed	10MPH Pace	% in pace	# of Speeders	% Speeders
13/04/2024	00:00	*	*	*	*	*	*	*	*	*	*	*	*	*	*	*	*	*	*	*	*	*	*	*	*	*	*
13/04/2024	01:00	*	*	*	*	*	*	*	*	*	*	*	*	*	*	*	*	*	*	*	*	*	*	*	*	*	*
13/04/2024	02:00	*	*	*	*	*	*	*	*	*	*	*	*	*	*	*	*	*	*	*	*	*	*	*	*	*	*
13/04/2024	03:00	*	*	*	*	*	*	*	*	*	*	*	*	*	*	*	*	*	*	*	*	*	*	*	*	*	*
13/04/2024	04:00	*	*	*	*	*	*	*	*	*	*	*	*	*	*	*	*	*	*	*	*	*	*	*	*	*	*
13/04/2024	05:00	*	*	*	*	*	*	*	*	*	*	*	*	*	*	*	*	*	*	*	*	*	*	*	*	*	*
13/04/2024	06:00	*	*	*	*	*	*	*	*	*	*	*	*	*	*	*	*	*	*	*	*	*	*	*	*	*	*
13/04/2024	07:00	*	*	*	*	*	*	*	*	*	*	*	*	*	*	*	*	*	*	*	*	*	*	*	*	*	*
13/04/2024	08:00	*	*	*	*	*	*	*	*	*	*	*	*	*	*	*	*	*	*	*	*	*	*	*	*	*	*
13/04/2024	09:00	*	*	*	*	*	*	*	*	*	*	*	*	*	*	*	*	*	*	*	*	*	*	*	*	*	*
13/04/2024	10:00	*	*	*	*	*	*	*	*	*	*	*	*	*	*	*	*	*	*	*	*	*	*	*	*	*	*
13/04/2024	11:00	*	*	*	*	*	*	*	*	*	*	*	*	*	*	*	*	*	*	*	*	*	*	*	*	*	*
13/04/2024	12:00	*	*	*	*	*	*	*	*	*	*	*	*	*	*	*	*	*	*	*	*	*	*	*	*	*	*
13/04/2024	13:00	*	*	*	*	*	*	*	*	*	*	*	*	*	*	*	*	*	*	*	*	*	*	*	*	*	*
13/04/2024	14:00	*	*	*	*	*	*	*	*	*	*	*	*	*	*	*	*	*	*	*	*	*	*	*	*	*	*
13/04/2024	15:00	*	*	*	*	*	*	*	*	*	*	*	*	*	*	*	*	*	*	*	*	*	*	*	*	*	*
13/04/2024	16:00	*	*	*	*	*	*	*	*	*	*	*	*	*	*	*	*	*	*	*	*	*	*	*	*	*	*
13/04/2024	17:00	*	*	*	*	*	*	*	*	*	*	*	*	*	*	*	*	*	*	*	*	*	*	*	*	*	*
13/04/2024	18:00	*	*	*	*	*	*	*	*	*	*	*	*	*	*	*	*	*	*	*	*	*	*	*	*	*	*
13/04/2024	19:00	*	*	*	*	*	*	*	*	*	*	*	*	*	*	*	*	*	*	*	*	*	*	*	*	*	*
13/04/2024	20:00	*	*	*	*	*	*	*	*	*	*	*	*	*	*	*	*	*	*	*	*	*	*	*	*	*	*
13/04/2024	21:00	*	*	*	*	*	*	*	*	*	*	*	*	*	*	*	*	*	*	*	*	*	*	*	*	*	*
13/04/2024	22:00	*	*	*	*	*	*	*	*	*	*	*	*	*	*	*	*	*	*	*	*	*	*	*	*	*	*
13/04/2024	23:00	*	*	*	*	*	*	*	*	*	*	*	*	*	*	*	*	*	*	*	*	*	*	*	*	*	*
24 Hr Summary		0	0	0	0	0	0	0	0	0	0	0	0	0	0	0	0	0	0	0	0	0	0	0	*	*	*

Incoming Histogram

TBL (Facing) April 2024

from Tue-Mar-26-2024-09-00-AM to Tue-Apr-23-2024-12-59-PM

Date	Starting Hr:min	<15	15 to <20	20 to <25	25 to <30	30 to <35	35 to <40	40 to <45	45 to <50	50 to <55	55 to <60	60 to <65	65 to <70	70 to <75	75 to <80	80 to <85	85 to <90	90 to <95	95 to <100	100 to >105	Total Counts	Avg Speed (MPH)	85pct Speed	10MPH Pace	% in pace	# of Speeders	% Speeders
14/04/2024	00:00	*	*	*	*	*	*	*	*	*	*	*	*	*	*	*	*	*	*	*	*	*	*	*	*	*	*
14/04/2024	01:00	*	*	*	*	*	*	*	*	*	*	*	*	*	*	*	*	*	*	*	*	*	*	*	*	*	*
14/04/2024	02:00	*	*	*	*	*	*	*	*	*	*	*	*	*	*	*	*	*	*	*	*	*	*	*	*	*	*
14/04/2024	03:00	*	*	*	*	*	*	*	*	*	*	*	*	*	*	*	*	*	*	*	*	*	*	*	*	*	*
14/04/2024	04:00	*	*	*	*	*	*	*	*	*	*	*	*	*	*	*	*	*	*	*	*	*	*	*	*	*	*
14/04/2024	05:00	*	*	*	*	*	*	*	*	*	*	*	*	*	*	*	*	*	*	*	*	*	*	*	*	*	*
14/04/2024	06:00	*	*	*	*	*	*	*	*	*	*	*	*	*	*	*	*	*	*	*	*	*	*	*	*	*	*
14/04/2024	07:00	*	*	*	*	*	*	*	*	*	*	*	*	*	*	*	*	*	*	*	*	*	*	*	*	*	*
14/04/2024	08:00	*	*	*	*	*	*	*	*	*	*	*	*	*	*	*	*	*	*	*	*	*	*	*	*	*	*
14/04/2024	09:00	*	*	*	*	*	*	*	*	*	*	*	*	*	*	*	*	*	*	*	*	*	*	*	*	*	*
14/04/2024	10:00	*	*	*	*	*	*	*	*	*	*	*	*	*	*	*	*	*	*	*	*	*	*	*	*	*	*
14/04/2024	11:00	*	*	*	*	*	*	*	*	*	*	*	*	*	*	*	*	*	*	*	*	*	*	*	*	*	*
14/04/2024	12:00	*	*	*	*	*	*	*	*	*	*	*	*	*	*	*	*	*	*	*	*	*	*	*	*	*	*
14/04/2024	13:00	*	*	*	*	*	*	*	*	*	*	*	*	*	*	*	*	*	*	*	*	*	*	*	*	*	*
14/04/2024	14:00	*	*	*	*	*	*	*	*	*	*	*	*	*	*	*	*	*	*	*	*	*	*	*	*	*	*
14/04/2024	15:00	*	*	*	*	*	*	*	*	*	*	*	*	*	*	*	*	*	*	*	*	*	*	*	*	*	*
14/04/2024	16:00	*	*	*	*	*	*	*	*	*	*	*	*	*	*	*	*	*	*	*	*	*	*	*	*	*	*
14/04/2024	17:00	*	*	*	*	*	*	*	*	*	*	*	*	*	*	*	*	*	*	*	*	*	*	*	*	*	*
14/04/2024	18:00	*	*	*	*	*	*	*	*	*	*	*	*	*	*	*	*	*	*	*	*	*	*	*	*	*	*
14/04/2024	19:00	*	*	*	*	*	*	*	*	*	*	*	*	*	*	*	*	*	*	*	*	*	*	*	*	*	*
14/04/2024	20:00	*	*	*	*	*	*	*	*	*	*	*	*	*	*	*	*	*	*	*	*	*	*	*	*	*	*
14/04/2024	21:00	*	*	*	*	*	*	*	*	*	*	*	*	*	*	*	*	*	*	*	*	*	*	*	*	*	*
14/04/2024	22:00	*	*	*	*	*	*	*	*	*	*	*	*	*	*	*	*	*	*	*	*	*	*	*	*	*	*
14/04/2024	23:00	*	*	*	*	*	*	*	*	*	*	*	*	*	*	*	*	*	*	*	*	*	*	*	*	*	*
24 Hr Summary		0	0	0	0	0	0	0	0	0	0	0	0	0	0	0	0	0	0	0	0	0	0	0	*	*	*

Incoming Histogram

TBL (Facing) April 2024

from Tue-Mar-26-2024-09-00-AM to Tue-Apr-23-2024-12-59-PM

Date	Starting Hr:min	<15	15 to <20	20 to <25	25 to <30	30 to <35	35 to <40	40 to <45	45 to <50	50 to <55	55 to <60	60 to <65	65 to <70	70 to <75	75 to <80	80 to <85	85 to <90	90 to <95	95 to <100	100 to >105	Total Counts	Avg Speed (MPH)	85pct Speed	10MPH Pace	% in pace	# of Speeders	% Speeders
15/04/2024	00:00	*	*	*	*	*	*	*	*	*	*	*	*	*	*	*	*	*	*	*	*	*	*	*	*	*	*
15/04/2024	01:00	*	*	*	*	*	*	*	*	*	*	*	*	*	*	*	*	*	*	*	*	*	*	*	*	*	*
15/04/2024	02:00	*	*	*	*	*	*	*	*	*	*	*	*	*	*	*	*	*	*	*	*	*	*	*	*	*	*
15/04/2024	03:00	*	*	*	*	*	*	*	*	*	*	*	*	*	*	*	*	*	*	*	*	*	*	*	*	*	*
15/04/2024	04:00	*	*	*	*	*	*	*	*	*	*	*	*	*	*	*	*	*	*	*	*	*	*	*	*	*	*
15/04/2024	05:00	*	*	*	*	*	*	*	*	*	*	*	*	*	*	*	*	*	*	*	*	*	*	*	*	*	*
15/04/2024	06:00	*	*	*	*	*	*	*	*	*	*	*	*	*	*	*	*	*	*	*	*	*	*	*	*	*	*
15/04/2024	07:00	*	*	*	*	*	*	*	*	*	*	*	*	*	*	*	*	*	*	*	*	*	*	*	*	*	*
15/04/2024	08:00	*	*	*	*	*	*	*	*	*	*	*	*	*	*	*	*	*	*	*	*	*	*	*	*	*	*
15/04/2024	09:00	*	*	*	*	*	*	*	*	*	*	*	*	*	*	*	*	*	*	*	*	*	*	*	*	*	*
15/04/2024	10:00	*	*	*	*	*	*	*	*	*	*	*	*	*	*	*	*	*	*	*	*	*	*	*	*	*	*
15/04/2024	11:00	*	*	*	*	*	*	*	*	*	*	*	*	*	*	*	*	*	*	*	*	*	*	*	*	*	*
15/04/2024	12:00	*	*	*	*	*	*	*	*	*	*	*	*	*	*	*	*	*	*	*	*	*	*	*	*	*	*
15/04/2024	13:00	*	*	*	*	*	*	*	*	*	*	*	*	*	*	*	*	*	*	*	*	*	*	*	*	*	*
15/04/2024	14:00	*	*	*	*	*	*	*	*	*	*	*	*	*	*	*	*	*	*	*	*	*	*	*	*	*	*
15/04/2024	15:00	*	*	*	*	*	*	*	*	*	*	*	*	*	*	*	*	*	*	*	*	*	*	*	*	*	*
15/04/2024	16:00	*	*	*	*	*	*	*	*	*	*	*	*	*	*	*	*	*	*	*	*	*	*	*	*	*	*
15/04/2024	17:00	*	*	*	*	*	*	*	*	*	*	*	*	*	*	*	*	*	*	*	*	*	*	*	*	*	*
15/04/2024	18:00	*	*	*	*	*	*	*	*	*	*	*	*	*	*	*	*	*	*	*	*	*	*	*	*	*	*
15/04/2024	19:00	*	*	*	*	*	*	*	*	*	*	*	*	*	*	*	*	*	*	*	*	*	*	*	*	*	*
15/04/2024	20:00	*	*	*	*	*	*	*	*	*	*	*	*	*	*	*	*	*	*	*	*	*	*	*	*	*	*
15/04/2024	21:00	*	*	*	*	*	*	*	*	*	*	*	*	*	*	*	*	*	*	*	*	*	*	*	*	*	*
15/04/2024	22:00	*	*	*	*	*	*	*	*	*	*	*	*	*	*	*	*	*	*	*	*	*	*	*	*	*	*
15/04/2024	23:00	*	*	*	*	*	*	*	*	*	*	*	*	*	*	*	*	*	*	*	*	*	*	*	*	*	*
24 Hr Summary		0	0	0	0	0	0	0	0	0	0	0	0	0	0	0	0	0	0	0	0	0	0	0	*	*	*

Incoming Histogram

TBL (Facing) April 2024

from Tue-Mar-26-2024-09-00-AM to Tue-Apr-23-2024-12-59-PM

Date	Starting Hr:min	<15	15 to <20	20 to <25	25 to <30	30 to <35	35 to <40	40 to <45	45 to <50	50 to <55	55 to <60	60 to <65	65 to <70	70 to <75	75 to <80	80 to <85	85 to <90	90 to <95	95 to <100	100 to >105	Total Counts	Avg Speed (MPH)	85pct Speed	10MPH Pace	% in pace	# of Speeders	% Speeders
16/04/2024	00:00	*	*	*	*	*	*	*	*	*	*	*	*	*	*	*	*	*	*	*	*	*	*	*	*	*	*
16/04/2024	01:00	*	*	*	*	*	*	*	*	*	*	*	*	*	*	*	*	*	*	*	*	*	*	*	*	*	*
16/04/2024	02:00	*	*	*	*	*	*	*	*	*	*	*	*	*	*	*	*	*	*	*	*	*	*	*	*	*	*
16/04/2024	03:00	*	*	*	*	*	*	*	*	*	*	*	*	*	*	*	*	*	*	*	*	*	*	*	*	*	*
16/04/2024	04:00	*	*	*	*	*	*	*	*	*	*	*	*	*	*	*	*	*	*	*	*	*	*	*	*	*	*
16/04/2024	05:00	*	*	*	*	*	*	*	*	*	*	*	*	*	*	*	*	*	*	*	*	*	*	*	*	*	*
16/04/2024	06:00	*	*	*	*	*	*	*	*	*	*	*	*	*	*	*	*	*	*	*	*	*	*	*	*	*	*
16/04/2024	07:00	*	*	*	*	*	*	*	*	*	*	*	*	*	*	*	*	*	*	*	*	*	*	*	*	*	*
16/04/2024	08:00	*	*	*	*	*	*	*	*	*	*	*	*	*	*	*	*	*	*	*	*	*	*	*	*	*	*
16/04/2024	09:00	*	*	*	*	*	*	*	*	*	*	*	*	*	*	*	*	*	*	*	*	*	*	*	*	*	*
16/04/2024	10:00	*	*	*	*	*	*	*	*	*	*	*	*	*	*	*	*	*	*	*	*	*	*	*	*	*	*
16/04/2024	11:00	*	*	*	*	*	*	*	*	*	*	*	*	*	*	*	*	*	*	*	*	*	*	*	*	*	*
16/04/2024	12:00	*	*	*	*	*	*	*	*	*	*	*	*	*	*	*	*	*	*	*	*	*	*	*	*	*	*
16/04/2024	13:00	*	*	*	*	*	*	*	*	*	*	*	*	*	*	*	*	*	*	*	*	*	*	*	*	*	*
16/04/2024	14:00	*	*	*	*	*	*	*	*	*	*	*	*	*	*	*	*	*	*	*	*	*	*	*	*	*	*
16/04/2024	15:00	*	*	*	*	*	*	*	*	*	*	*	*	*	*	*	*	*	*	*	*	*	*	*	*	*	*
16/04/2024	16:00	*	*	*	*	*	*	*	*	*	*	*	*	*	*	*	*	*	*	*	*	*	*	*	*	*	*
16/04/2024	17:00	*	*	*	*	*	*	*	*	*	*	*	*	*	*	*	*	*	*	*	*	*	*	*	*	*	*
16/04/2024	18:00	*	*	*	*	*	*	*	*	*	*	*	*	*	*	*	*	*	*	*	*	*	*	*	*	*	*
16/04/2024	19:00	*	*	*	*	*	*	*	*	*	*	*	*	*	*	*	*	*	*	*	*	*	*	*	*	*	*
16/04/2024	20:00	*	*	*	*	*	*	*	*	*	*	*	*	*	*	*	*	*	*	*	*	*	*	*	*	*	*
16/04/2024	21:00	*	*	*	*	*	*	*	*	*	*	*	*	*	*	*	*	*	*	*	*	*	*	*	*	*	*
16/04/2024	22:00	*	*	*	*	*	*	*	*	*	*	*	*	*	*	*	*	*	*	*	*	*	*	*	*	*	*
16/04/2024	23:00	*	*	*	*	*	*	*	*	*	*	*	*	*	*	*	*	*	*	*	*	*	*	*	*	*	*
24 Hr Summary		0	0	0	0	0	0	0	0	0	0	0	0	0	0	0	0	0	0	0	0	0	0	0	*	*	*

Incoming Histogram

TBL (Facing) April 2024

from Tue-Mar-26-2024-09-00-AM to Tue-Apr-23-2024-12-59-PM

Date	Starting Hr:min	<15	15 to <20	20 to <25	25 to <30	30 to <35	35 to <40	40 to <45	45 to <50	50 to <55	55 to <60	60 to <65	65 to <70	70 to <75	75 to <80	80 to <85	85 to <90	90 to <95	95 to <100	100 to >105	Total Counts	Avg Speed (MPH)	85pct Speed	10MPH Pace	% in pace	# of Speeders	% Speeders
17/04/2024	00:00	*	*	*	*	*	*	*	*	*	*	*	*	*	*	*	*	*	*	*	*	*	*	*	*	*	*
17/04/2024	01:00	*	*	*	*	*	*	*	*	*	*	*	*	*	*	*	*	*	*	*	*	*	*	*	*	*	*
17/04/2024	02:00	*	*	*	*	*	*	*	*	*	*	*	*	*	*	*	*	*	*	*	*	*	*	*	*	*	*
17/04/2024	03:00	*	*	*	*	*	*	*	*	*	*	*	*	*	*	*	*	*	*	*	*	*	*	*	*	*	*
17/04/2024	04:00	*	*	*	*	*	*	*	*	*	*	*	*	*	*	*	*	*	*	*	*	*	*	*	*	*	*
17/04/2024	05:00	*	*	*	*	*	*	*	*	*	*	*	*	*	*	*	*	*	*	*	*	*	*	*	*	*	*
17/04/2024	06:00	*	*	*	*	*	*	*	*	*	*	*	*	*	*	*	*	*	*	*	*	*	*	*	*	*	*
17/04/2024	07:00	*	*	*	*	*	*	*	*	*	*	*	*	*	*	*	*	*	*	*	*	*	*	*	*	*	*
17/04/2024	08:00	*	*	*	*	*	*	*	*	*	*	*	*	*	*	*	*	*	*	*	*	*	*	*	*	*	*
17/04/2024	09:00	*	*	*	*	*	*	*	*	*	*	*	*	*	*	*	*	*	*	*	*	*	*	*	*	*	*
17/04/2024	10:00	*	*	*	*	*	*	*	*	*	*	*	*	*	*	*	*	*	*	*	*	*	*	*	*	*	*
17/04/2024	11:00	*	*	*	*	*	*	*	*	*	*	*	*	*	*	*	*	*	*	*	*	*	*	*	*	*	*
17/04/2024	12:00	*	*	*	*	*	*	*	*	*	*	*	*	*	*	*	*	*	*	*	*	*	*	*	*	*	*
17/04/2024	13:00	*	*	*	*	*	*	*	*	*	*	*	*	*	*	*	*	*	*	*	*	*	*	*	*	*	*
17/04/2024	14:00	*	*	*	*	*	*	*	*	*	*	*	*	*	*	*	*	*	*	*	*	*	*	*	*	*	*
17/04/2024	15:00	*	*	*	*	*	*	*	*	*	*	*	*	*	*	*	*	*	*	*	*	*	*	*	*	*	*
17/04/2024	16:00	*	*	*	*	*	*	*	*	*	*	*	*	*	*	*	*	*	*	*	*	*	*	*	*	*	*
17/04/2024	17:00	*	*	*	*	*	*	*	*	*	*	*	*	*	*	*	*	*	*	*	*	*	*	*	*	*	*
17/04/2024	18:00	*	*	*	*	*	*	*	*	*	*	*	*	*	*	*	*	*	*	*	*	*	*	*	*	*	*
17/04/2024	19:00	*	*	*	*	*	*	*	*	*	*	*	*	*	*	*	*	*	*	*	*	*	*	*	*	*	*
17/04/2024	20:00	*	*	*	*	*	*	*	*	*	*	*	*	*	*	*	*	*	*	*	*	*	*	*	*	*	*
17/04/2024	21:00	*	*	*	*	*	*	*	*	*	*	*	*	*	*	*	*	*	*	*	*	*	*	*	*	*	*
17/04/2024	22:00	*	*	*	*	*	*	*	*	*	*	*	*	*	*	*	*	*	*	*	*	*	*	*	*	*	*
17/04/2024	23:00	*	*	*	*	*	*	*	*	*	*	*	*	*	*	*	*	*	*	*	*	*	*	*	*	*	*
24 Hr Summary		0	0	0	0	0	0	0	0	0	0	0	0	0	0	0	0	0	0	0	0	0	0	0	*	*	*

Incoming Histogram

TBL (Facing) April 2024

from Tue-Mar-26-2024-09-00-AM to Tue-Apr-23-2024-12-59-PM

Date	Starting Hr:min	<15	15 to <20	20 to <25	25 to <30	30 to <35	35 to <40	40 to <45	45 to <50	50 to <55	55 to <60	60 to <65	65 to <70	70 to <75	75 to <80	80 to <85	85 to <90	90 to <95	95 to <100	100 to >105	Total Counts	Avg Speed (MPH)	85pct Speed	10MPH Pace	% in pace	# of Speeders	% Speeders
18/04/2024	00:00	*	*	*	*	*	*	*	*	*	*	*	*	*	*	*	*	*	*	*	*	*	*	*	*	*	*
18/04/2024	01:00	*	*	*	*	*	*	*	*	*	*	*	*	*	*	*	*	*	*	*	*	*	*	*	*	*	*
18/04/2024	02:00	*	*	*	*	*	*	*	*	*	*	*	*	*	*	*	*	*	*	*	*	*	*	*	*	*	*
18/04/2024	03:00	*	*	*	*	*	*	*	*	*	*	*	*	*	*	*	*	*	*	*	*	*	*	*	*	*	*
18/04/2024	04:00	*	*	*	*	*	*	*	*	*	*	*	*	*	*	*	*	*	*	*	*	*	*	*	*	*	*
18/04/2024	05:00	*	*	*	*	*	*	*	*	*	*	*	*	*	*	*	*	*	*	*	*	*	*	*	*	*	*
18/04/2024	06:00	*	*	*	*	*	*	*	*	*	*	*	*	*	*	*	*	*	*	*	*	*	*	*	*	*	*
18/04/2024	07:00	*	*	*	*	*	*	*	*	*	*	*	*	*	*	*	*	*	*	*	*	*	*	*	*	*	*
18/04/2024	08:00	*	*	*	*	*	*	*	*	*	*	*	*	*	*	*	*	*	*	*	*	*	*	*	*	*	*
18/04/2024	09:00	*	*	*	*	*	*	*	*	*	*	*	*	*	*	*	*	*	*	*	*	*	*	*	*	*	*
18/04/2024	10:00	*	*	*	*	*	*	*	*	*	*	*	*	*	*	*	*	*	*	*	*	*	*	*	*	*	*
18/04/2024	11:00	*	*	*	*	*	*	*	*	*	*	*	*	*	*	*	*	*	*	*	*	*	*	*	*	*	*
18/04/2024	12:00	*	*	*	*	*	*	*	*	*	*	*	*	*	*	*	*	*	*	*	*	*	*	*	*	*	*
18/04/2024	13:00	*	*	*	*	*	*	*	*	*	*	*	*	*	*	*	*	*	*	*	*	*	*	*	*	*	*
18/04/2024	14:00	*	*	*	*	*	*	*	*	*	*	*	*	*	*	*	*	*	*	*	*	*	*	*	*	*	*
18/04/2024	15:00	*	*	*	*	*	*	*	*	*	*	*	*	*	*	*	*	*	*	*	*	*	*	*	*	*	*
18/04/2024	16:00	*	*	*	*	*	*	*	*	*	*	*	*	*	*	*	*	*	*	*	*	*	*	*	*	*	*
18/04/2024	17:00	*	*	*	*	*	*	*	*	*	*	*	*	*	*	*	*	*	*	*	*	*	*	*	*	*	*
18/04/2024	18:00	*	*	*	*	*	*	*	*	*	*	*	*	*	*	*	*	*	*	*	*	*	*	*	*	*	*
18/04/2024	19:00	*	*	*	*	*	*	*	*	*	*	*	*	*	*	*	*	*	*	*	*	*	*	*	*	*	*
18/04/2024	20:00	*	*	*	*	*	*	*	*	*	*	*	*	*	*	*	*	*	*	*	*	*	*	*	*	*	*
18/04/2024	21:00	*	*	*	*	*	*	*	*	*	*	*	*	*	*	*	*	*	*	*	*	*	*	*	*	*	*
18/04/2024	22:00	*	*	*	*	*	*	*	*	*	*	*	*	*	*	*	*	*	*	*	*	*	*	*	*	*	*
18/04/2024	23:00	*	*	*	*	*	*	*	*	*	*	*	*	*	*	*	*	*	*	*	*	*	*	*	*	*	*
24 Hr Summary		0	0	0	0	0	0	0	0	0	0	0	0	0	0	0	0	0	0	0	0	0	0	0	*	*	*

Incoming Histogram

TBL (Facing) April 2024

from Tue-Mar-26-2024-09-00-AM to Tue-Apr-23-2024-12-59-PM

Date	Starting Hr:min	<15	15 to <20	20 to <25	25 to <30	30 to <35	35 to <40	40 to <45	45 to <50	50 to <55	55 to <60	60 to <65	65 to <70	70 to <75	75 to <80	80 to <85	85 to <90	90 to <95	95 to <100	100 to >105	Total Counts	Avg Speed (MPH)	85pct Speed	10MPH Pace	% in pace	# of Speeders	% Speeders
19/04/2024	00:00	*	*	*	*	*	*	*	*	*	*	*	*	*	*	*	*	*	*	*	*	*	*	*	*	*	*
19/04/2024	01:00	*	*	*	*	*	*	*	*	*	*	*	*	*	*	*	*	*	*	*	*	*	*	*	*	*	*
19/04/2024	02:00	*	*	*	*	*	*	*	*	*	*	*	*	*	*	*	*	*	*	*	*	*	*	*	*	*	*
19/04/2024	03:00	*	*	*	*	*	*	*	*	*	*	*	*	*	*	*	*	*	*	*	*	*	*	*	*	*	*
19/04/2024	04:00	*	*	*	*	*	*	*	*	*	*	*	*	*	*	*	*	*	*	*	*	*	*	*	*	*	*
19/04/2024	05:00	*	*	*	*	*	*	*	*	*	*	*	*	*	*	*	*	*	*	*	*	*	*	*	*	*	*
19/04/2024	06:00	*	*	*	*	*	*	*	*	*	*	*	*	*	*	*	*	*	*	*	*	*	*	*	*	*	*
19/04/2024	07:00	*	*	*	*	*	*	*	*	*	*	*	*	*	*	*	*	*	*	*	*	*	*	*	*	*	*
19/04/2024	08:00	*	*	*	*	*	*	*	*	*	*	*	*	*	*	*	*	*	*	*	*	*	*	*	*	*	*
19/04/2024	09:00	*	*	*	*	*	*	*	*	*	*	*	*	*	*	*	*	*	*	*	*	*	*	*	*	*	*
19/04/2024	10:00	*	*	*	*	*	*	*	*	*	*	*	*	*	*	*	*	*	*	*	*	*	*	*	*	*	*
19/04/2024	11:00	*	*	*	*	*	*	*	*	*	*	*	*	*	*	*	*	*	*	*	*	*	*	*	*	*	*
19/04/2024	12:00	*	*	*	*	*	*	*	*	*	*	*	*	*	*	*	*	*	*	*	*	*	*	*	*	*	*
19/04/2024	13:00	*	*	*	*	*	*	*	*	*	*	*	*	*	*	*	*	*	*	*	*	*	*	*	*	*	*
19/04/2024	14:00	*	*	*	*	*	*	*	*	*	*	*	*	*	*	*	*	*	*	*	*	*	*	*	*	*	*
19/04/2024	15:00	*	*	*	*	*	*	*	*	*	*	*	*	*	*	*	*	*	*	*	*	*	*	*	*	*	*
19/04/2024	16:00	*	*	*	*	*	*	*	*	*	*	*	*	*	*	*	*	*	*	*	*	*	*	*	*	*	*
19/04/2024	17:00	*	*	*	*	*	*	*	*	*	*	*	*	*	*	*	*	*	*	*	*	*	*	*	*	*	*
19/04/2024	18:00	*	*	*	*	*	*	*	*	*	*	*	*	*	*	*	*	*	*	*	*	*	*	*	*	*	*
19/04/2024	19:00	*	*	*	*	*	*	*	*	*	*	*	*	*	*	*	*	*	*	*	*	*	*	*	*	*	*
19/04/2024	20:00	*	*	*	*	*	*	*	*	*	*	*	*	*	*	*	*	*	*	*	*	*	*	*	*	*	*
19/04/2024	21:00	*	*	*	*	*	*	*	*	*	*	*	*	*	*	*	*	*	*	*	*	*	*	*	*	*	*
19/04/2024	22:00	*	*	*	*	*	*	*	*	*	*	*	*	*	*	*	*	*	*	*	*	*	*	*	*	*	*
19/04/2024	23:00	*	*	*	*	*	*	*	*	*	*	*	*	*	*	*	*	*	*	*	*	*	*	*	*	*	*
24 Hr Summary		0	0	0	0	0	0	0	0	0	0	0	0	0	0	0	0	0	0	0	0	0	0	0	*	*	*

Incoming Histogram

TBL (Facing) April 2024

from Tue-Mar-26-2024-09-00-AM to Tue-Apr-23-2024-12-59-PM

Date	Starting Hr:min	<15	15 to <20	20 to <25	25 to <30	30 to <35	35 to <40	40 to <45	45 to <50	50 to <55	55 to <60	60 to <65	65 to <70	70 to <75	75 to <80	80 to <85	85 to <90	90 to <95	95 to <100	100 to >105	Total Counts	Avg Speed (MPH)	85pct Speed	10MPH Pace	% in pace	# of Speeders	% Speeders
20/04/2024	00:00	*	*	*	*	*	*	*	*	*	*	*	*	*	*	*	*	*	*	*	*	*	*	*	*	*	*
20/04/2024	01:00	*	*	*	*	*	*	*	*	*	*	*	*	*	*	*	*	*	*	*	*	*	*	*	*	*	*
20/04/2024	02:00	*	*	*	*	*	*	*	*	*	*	*	*	*	*	*	*	*	*	*	*	*	*	*	*	*	*
20/04/2024	03:00	*	*	*	*	*	*	*	*	*	*	*	*	*	*	*	*	*	*	*	*	*	*	*	*	*	*
20/04/2024	04:00	*	*	*	*	*	*	*	*	*	*	*	*	*	*	*	*	*	*	*	*	*	*	*	*	*	*
20/04/2024	05:00	*	*	*	*	*	*	*	*	*	*	*	*	*	*	*	*	*	*	*	*	*	*	*	*	*	*
20/04/2024	06:00	*	*	*	*	*	*	*	*	*	*	*	*	*	*	*	*	*	*	*	*	*	*	*	*	*	*
20/04/2024	07:00	*	*	*	*	*	*	*	*	*	*	*	*	*	*	*	*	*	*	*	*	*	*	*	*	*	*
20/04/2024	08:00	*	*	*	*	*	*	*	*	*	*	*	*	*	*	*	*	*	*	*	*	*	*	*	*	*	*
20/04/2024	09:00	*	*	*	*	*	*	*	*	*	*	*	*	*	*	*	*	*	*	*	*	*	*	*	*	*	*
20/04/2024	10:00	*	*	*	*	*	*	*	*	*	*	*	*	*	*	*	*	*	*	*	*	*	*	*	*	*	*
20/04/2024	11:00	*	*	*	*	*	*	*	*	*	*	*	*	*	*	*	*	*	*	*	*	*	*	*	*	*	*
20/04/2024	12:00	*	*	*	*	*	*	*	*	*	*	*	*	*	*	*	*	*	*	*	*	*	*	*	*	*	*
20/04/2024	13:00	*	*	*	*	*	*	*	*	*	*	*	*	*	*	*	*	*	*	*	*	*	*	*	*	*	*
20/04/2024	14:00	*	*	*	*	*	*	*	*	*	*	*	*	*	*	*	*	*	*	*	*	*	*	*	*	*	*
20/04/2024	15:00	*	*	*	*	*	*	*	*	*	*	*	*	*	*	*	*	*	*	*	*	*	*	*	*	*	*
20/04/2024	16:00	*	*	*	*	*	*	*	*	*	*	*	*	*	*	*	*	*	*	*	*	*	*	*	*	*	*
20/04/2024	17:00	*	*	*	*	*	*	*	*	*	*	*	*	*	*	*	*	*	*	*	*	*	*	*	*	*	*
20/04/2024	18:00	*	*	*	*	*	*	*	*	*	*	*	*	*	*	*	*	*	*	*	*	*	*	*	*	*	*
20/04/2024	19:00	*	*	*	*	*	*	*	*	*	*	*	*	*	*	*	*	*	*	*	*	*	*	*	*	*	*
20/04/2024	20:00	*	*	*	*	*	*	*	*	*	*	*	*	*	*	*	*	*	*	*	*	*	*	*	*	*	*
20/04/2024	21:00	*	*	*	*	*	*	*	*	*	*	*	*	*	*	*	*	*	*	*	*	*	*	*	*	*	*
20/04/2024	22:00	*	*	*	*	*	*	*	*	*	*	*	*	*	*	*	*	*	*	*	*	*	*	*	*	*	*
20/04/2024	23:00	*	*	*	*	*	*	*	*	*	*	*	*	*	*	*	*	*	*	*	*	*	*	*	*	*	*
24 Hr Summary		0	0	0	0	0	0	0	0	0	0	0	0	0	0	0	0	0	0	0	0	0	0	0	*	*	*

Incoming Histogram

TBL (Facing) April 2024

from Tue-Mar-26-2024-09-00-AM to Tue-Apr-23-2024-12-59-PM

Date	Starting Hr:min	<15	15 to <20	20 to <25	25 to <30	30 to <35	35 to <40	40 to <45	45 to <50	50 to <55	55 to <60	60 to <65	65 to <70	70 to <75	75 to <80	80 to <85	85 to <90	90 to <95	95 to <100	100 to >105	Total Counts	Avg Speed (MPH)	85pct Speed	10MPH Pace	% in pace	# of Speeders	% Speeders
21/04/2024	00:00	*	*	*	*	*	*	*	*	*	*	*	*	*	*	*	*	*	*	*	*	*	*	*	*	*	*
21/04/2024	01:00	*	*	*	*	*	*	*	*	*	*	*	*	*	*	*	*	*	*	*	*	*	*	*	*	*	*
21/04/2024	02:00	*	*	*	*	*	*	*	*	*	*	*	*	*	*	*	*	*	*	*	*	*	*	*	*	*	*
21/04/2024	03:00	*	*	*	*	*	*	*	*	*	*	*	*	*	*	*	*	*	*	*	*	*	*	*	*	*	*
21/04/2024	04:00	*	*	*	*	*	*	*	*	*	*	*	*	*	*	*	*	*	*	*	*	*	*	*	*	*	*
21/04/2024	05:00	*	*	*	*	*	*	*	*	*	*	*	*	*	*	*	*	*	*	*	*	*	*	*	*	*	*
21/04/2024	06:00	*	*	*	*	*	*	*	*	*	*	*	*	*	*	*	*	*	*	*	*	*	*	*	*	*	*
21/04/2024	07:00	*	*	*	*	*	*	*	*	*	*	*	*	*	*	*	*	*	*	*	*	*	*	*	*	*	*
21/04/2024	08:00	*	*	*	*	*	*	*	*	*	*	*	*	*	*	*	*	*	*	*	*	*	*	*	*	*	*
21/04/2024	09:00	*	*	*	*	*	*	*	*	*	*	*	*	*	*	*	*	*	*	*	*	*	*	*	*	*	*
21/04/2024	10:00	*	*	*	*	*	*	*	*	*	*	*	*	*	*	*	*	*	*	*	*	*	*	*	*	*	*
21/04/2024	11:00	*	*	*	*	*	*	*	*	*	*	*	*	*	*	*	*	*	*	*	*	*	*	*	*	*	*
21/04/2024	12:00	*	*	*	*	*	*	*	*	*	*	*	*	*	*	*	*	*	*	*	*	*	*	*	*	*	*
21/04/2024	13:00	*	*	*	*	*	*	*	*	*	*	*	*	*	*	*	*	*	*	*	*	*	*	*	*	*	*
21/04/2024	14:00	*	*	*	*	*	*	*	*	*	*	*	*	*	*	*	*	*	*	*	*	*	*	*	*	*	*
21/04/2024	15:00	*	*	*	*	*	*	*	*	*	*	*	*	*	*	*	*	*	*	*	*	*	*	*	*	*	*
21/04/2024	16:00	*	*	*	*	*	*	*	*	*	*	*	*	*	*	*	*	*	*	*	*	*	*	*	*	*	*
21/04/2024	17:00	*	*	*	*	*	*	*	*	*	*	*	*	*	*	*	*	*	*	*	*	*	*	*	*	*	*
21/04/2024	18:00	*	*	*	*	*	*	*	*	*	*	*	*	*	*	*	*	*	*	*	*	*	*	*	*	*	*
21/04/2024	19:00	*	*	*	*	*	*	*	*	*	*	*	*	*	*	*	*	*	*	*	*	*	*	*	*	*	*
21/04/2024	20:00	*	*	*	*	*	*	*	*	*	*	*	*	*	*	*	*	*	*	*	*	*	*	*	*	*	*
21/04/2024	21:00	*	*	*	*	*	*	*	*	*	*	*	*	*	*	*	*	*	*	*	*	*	*	*	*	*	*
21/04/2024	22:00	*	*	*	*	*	*	*	*	*	*	*	*	*	*	*	*	*	*	*	*	*	*	*	*	*	*
21/04/2024	23:00	*	*	*	*	*	*	*	*	*	*	*	*	*	*	*	*	*	*	*	*	*	*	*	*	*	*
24 Hr Summary		0	0	0	0	0	0	0	0	0	0	0	0	0	0	0	0	0	0	0	0	0	0	0	*	*	*

Incoming Histogram

TBL (Facing) April 2024

from Tue-Mar-26-2024-09-00-AM to Tue-Apr-23-2024-12-59-PM

Date	Starting Hr:min	<15	15 to <20	20 to <25	25 to <30	30 to <35	35 to <40	40 to <45	45 to <50	50 to <55	55 to <60	60 to <65	65 to <70	70 to <75	75 to <80	80 to <85	85 to <90	90 to <95	95 to <100	100 to >105	Total Counts	Avg Speed (MPH)	85pct Speed	10MPH Pace	% in pace	# of Speeders	% Speeders
22/04/2024	00:00	*	*	*	*	*	*	*	*	*	*	*	*	*	*	*	*	*	*	*	*	*	*	*	*	*	*
22/04/2024	01:00	*	*	*	*	*	*	*	*	*	*	*	*	*	*	*	*	*	*	*	*	*	*	*	*	*	*
22/04/2024	02:00	*	*	*	*	*	*	*	*	*	*	*	*	*	*	*	*	*	*	*	*	*	*	*	*	*	*
22/04/2024	03:00	*	*	*	*	*	*	*	*	*	*	*	*	*	*	*	*	*	*	*	*	*	*	*	*	*	*
22/04/2024	04:00	*	*	*	*	*	*	*	*	*	*	*	*	*	*	*	*	*	*	*	*	*	*	*	*	*	*
22/04/2024	05:00	*	*	*	*	*	*	*	*	*	*	*	*	*	*	*	*	*	*	*	*	*	*	*	*	*	*
22/04/2024	06:00	*	*	*	*	*	*	*	*	*	*	*	*	*	*	*	*	*	*	*	*	*	*	*	*	*	*
22/04/2024	07:00	*	*	*	*	*	*	*	*	*	*	*	*	*	*	*	*	*	*	*	*	*	*	*	*	*	*
22/04/2024	08:00	*	*	*	*	*	*	*	*	*	*	*	*	*	*	*	*	*	*	*	*	*	*	*	*	*	*
22/04/2024	09:00	*	*	*	*	*	*	*	*	*	*	*	*	*	*	*	*	*	*	*	*	*	*	*	*	*	*
22/04/2024	10:00	*	*	*	*	*	*	*	*	*	*	*	*	*	*	*	*	*	*	*	*	*	*	*	*	*	*
22/04/2024	11:00	*	*	*	*	*	*	*	*	*	*	*	*	*	*	*	*	*	*	*	*	*	*	*	*	*	*
22/04/2024	12:00	*	*	*	*	*	*	*	*	*	*	*	*	*	*	*	*	*	*	*	*	*	*	*	*	*	*
22/04/2024	13:00	*	*	*	*	*	*	*	*	*	*	*	*	*	*	*	*	*	*	*	*	*	*	*	*	*	*
22/04/2024	14:00	*	*	*	*	*	*	*	*	*	*	*	*	*	*	*	*	*	*	*	*	*	*	*	*	*	*
22/04/2024	15:00	*	*	*	*	*	*	*	*	*	*	*	*	*	*	*	*	*	*	*	*	*	*	*	*	*	*
22/04/2024	16:00	*	*	*	*	*	*	*	*	*	*	*	*	*	*	*	*	*	*	*	*	*	*	*	*	*	*
22/04/2024	17:00	*	*	*	*	*	*	*	*	*	*	*	*	*	*	*	*	*	*	*	*	*	*	*	*	*	*
22/04/2024	18:00	*	*	*	*	*	*	*	*	*	*	*	*	*	*	*	*	*	*	*	*	*	*	*	*	*	*
22/04/2024	19:00	*	*	*	*	*	*	*	*	*	*	*	*	*	*	*	*	*	*	*	*	*	*	*	*	*	*
22/04/2024	20:00	*	*	*	*	*	*	*	*	*	*	*	*	*	*	*	*	*	*	*	*	*	*	*	*	*	*
22/04/2024	21:00	*	*	*	*	*	*	*	*	*	*	*	*	*	*	*	*	*	*	*	*	*	*	*	*	*	*
22/04/2024	22:00	*	*	*	*	*	*	*	*	*	*	*	*	*	*	*	*	*	*	*	*	*	*	*	*	*	*
22/04/2024	23:00	*	*	*	*	*	*	*	*	*	*	*	*	*	*	*	*	*	*	*	*	*	*	*	*	*	*
24 Hr Summary		0	0	0	0	0	0	0	0	0	0	0	0	0	0	0	0	0	0	0	0	0	0	0	*	*	*

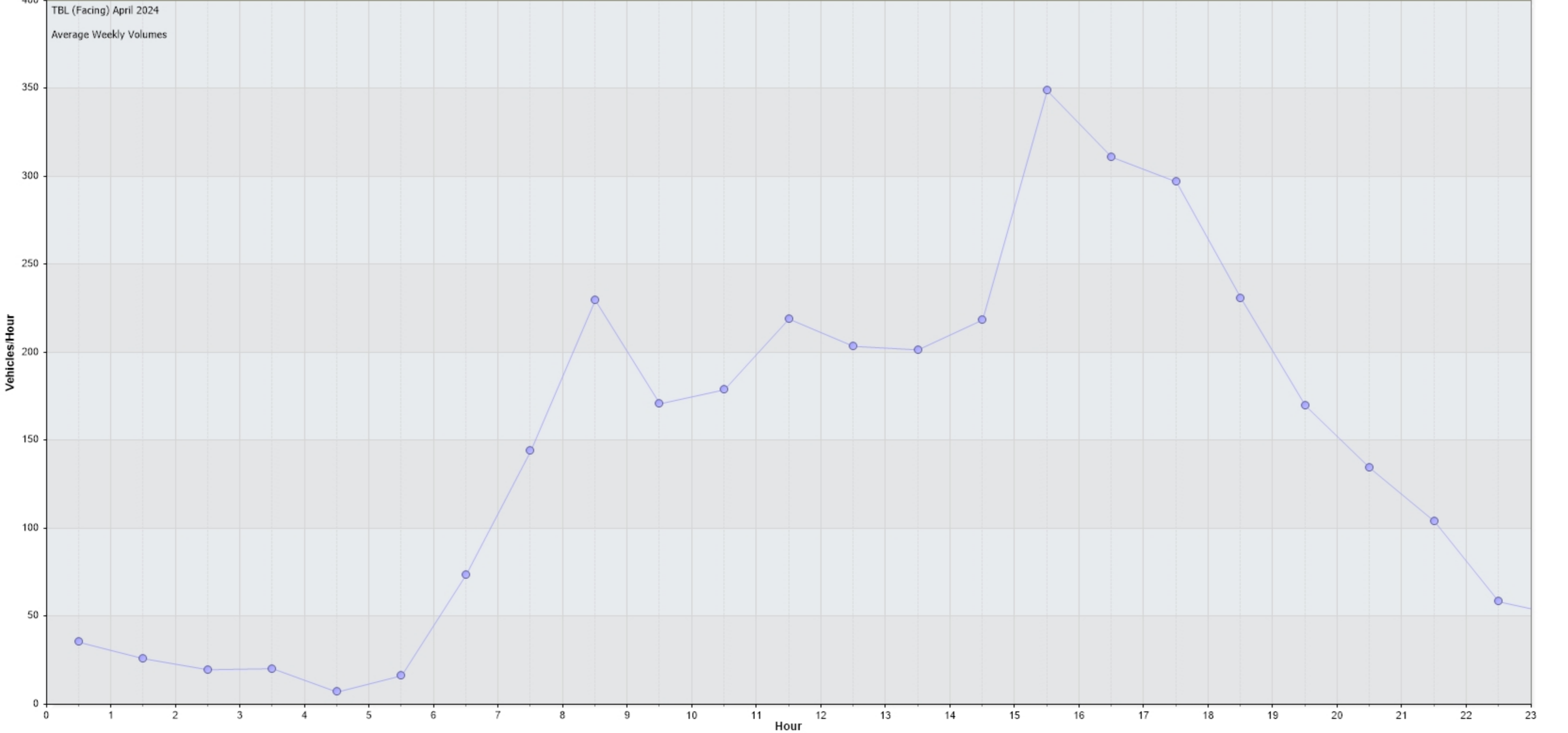
Incoming Histogram

TBL (Facing) April 2024

from Tue-Mar-26-2024-09-00-AM to Tue-Apr-23-2024-12-59-PM

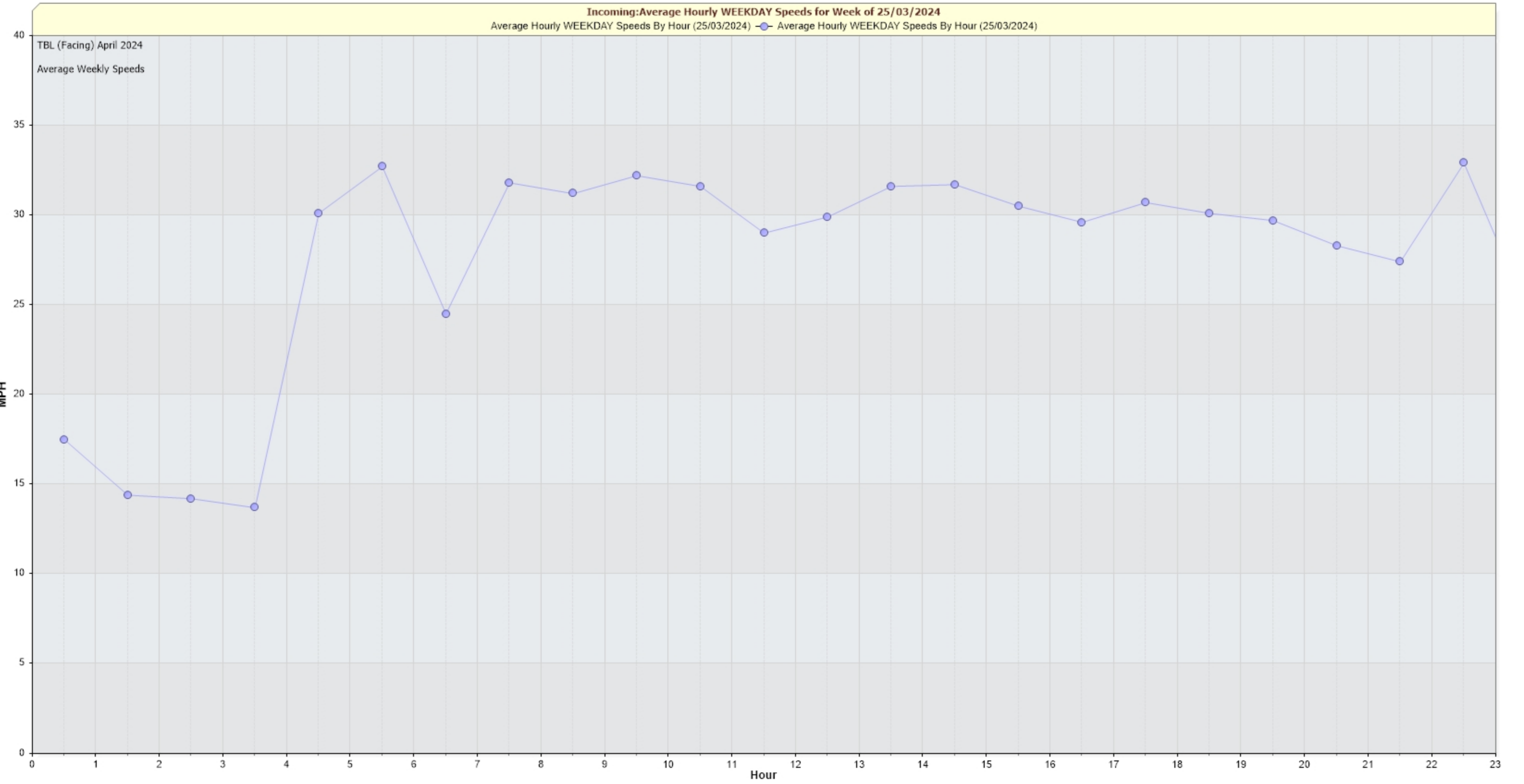
Date	Starting Hr:min	<15	15 to <20	20 to <25	25 to <30	30 to <35	35 to <40	40 to <45	45 to <50	50 to <55	55 to <60	60 to <65	65 to <70	70 to <75	75 to <80	80 to <85	85 to <90	90 to <95	95 to <100	100 to >105	Total Counts	Avg Speed (MPH)	85pet Speed	10MPH Pace	% in pace	# of Speeders	% Speeders	
23/04/2024	00:00	*	*	*	*	*	*	*	*	*	*	*	*	*	*	*	*	*	*	*	*	*	*	*	*	*	*	
23/04/2024	01:00	*	*	*	*	*	*	*	*	*	*	*	*	*	*	*	*	*	*	*	*	*	*	*	*	*	*	
23/04/2024	02:00	*	*	*	*	*	*	*	*	*	*	*	*	*	*	*	*	*	*	*	*	*	*	*	*	*	*	
23/04/2024	03:00	*	*	*	*	*	*	*	*	*	*	*	*	*	*	*	*	*	*	*	*	*	*	*	*	*	*	
23/04/2024	04:00	*	*	*	*	*	*	*	*	*	*	*	*	*	*	*	*	*	*	*	*	*	*	*	*	*	*	
23/04/2024	05:00	*	*	*	*	*	*	*	*	*	*	*	*	*	*	*	*	*	*	*	*	*	*	*	*	*	*	
23/04/2024	06:00	*	*	*	*	*	*	*	*	*	*	*	*	*	*	*	*	*	*	*	*	*	*	*	*	*	*	
23/04/2024	07:00	*	*	*	*	*	*	*	*	*	*	*	*	*	*	*	*	*	*	*	*	*	*	*	*	*	*	
23/04/2024	08:00	*	*	*	*	*	*	*	*	*	*	*	*	*	*	*	*	*	*	*	*	*	*	*	*	*	*	
23/04/2024	09:00	0	0	0	0	0	0	0	0	0	0	0	0	0	0	0	0	0	0	0	0	0	0	0	*	*	*	
23/04/2024	10:00	0	0	0	0	0	0	0	0	0	0	0	0	0	0	0	0	0	0	0	0	0	0	0	*	*	*	
23/04/2024	11:00	0	0	0	0	0	0	0	0	0	0	0	0	0	0	0	0	0	0	0	0	0	0	0	*	*	*	
23/04/2024	12:00	0	0	0	0	0	0	0	0	0	0	0	0	0	0	0	0	0	0	0	0	0	0	0	*	*	*	
23/04/2024	13:00	*	*	*	*	*	*	*	*	*	*	*	*	*	*	*	*	*	*	*	*	*	*	*	*	*	*	*
23/04/2024	14:00	*	*	*	*	*	*	*	*	*	*	*	*	*	*	*	*	*	*	*	*	*	*	*	*	*	*	*
23/04/2024	15:00	*	*	*	*	*	*	*	*	*	*	*	*	*	*	*	*	*	*	*	*	*	*	*	*	*	*	*
23/04/2024	16:00	*	*	*	*	*	*	*	*	*	*	*	*	*	*	*	*	*	*	*	*	*	*	*	*	*	*	*
23/04/2024	17:00	*	*	*	*	*	*	*	*	*	*	*	*	*	*	*	*	*	*	*	*	*	*	*	*	*	*	*
23/04/2024	18:00	*	*	*	*	*	*	*	*	*	*	*	*	*	*	*	*	*	*	*	*	*	*	*	*	*	*	*
23/04/2024	19:00	*	*	*	*	*	*	*	*	*	*	*	*	*	*	*	*	*	*	*	*	*	*	*	*	*	*	*
23/04/2024	20:00	*	*	*	*	*	*	*	*	*	*	*	*	*	*	*	*	*	*	*	*	*	*	*	*	*	*	*
23/04/2024	21:00	*	*	*	*	*	*	*	*	*	*	*	*	*	*	*	*	*	*	*	*	*	*	*	*	*	*	*
23/04/2024	22:00	*	*	*	*	*	*	*	*	*	*	*	*	*	*	*	*	*	*	*	*	*	*	*	*	*	*	*
23/04/2024	23:00	*	*	*	*	*	*	*	*	*	*	*	*	*	*	*	*	*	*	*	*	*	*	*	*	*	*	*
24 Hr Summary		0	0	0	0	0	0	0	0	0	0	0	0	0	0	0	0	0	0	0	0	0	0	0	*	*	*	

Incoming:Average Hourly Volume for Week of 25/03/2024
Average Counts By Hour (25/03/2024) — Average Counts By Hour (25/03/2024)



Incoming: Average Hourly WEEKDAY Speeds for Week of 25/03/2024
Average Hourly WEEKDAY Speeds By Hour (25/03/2024) — Average Hourly WEEKDAY Speeds By Hour (25/03/2024)

TBL (Facing) April 2024
Average Weekly Speeds



Incoming: Daily Volume for Week of 25/03/2024

Daily Vehicle Counts

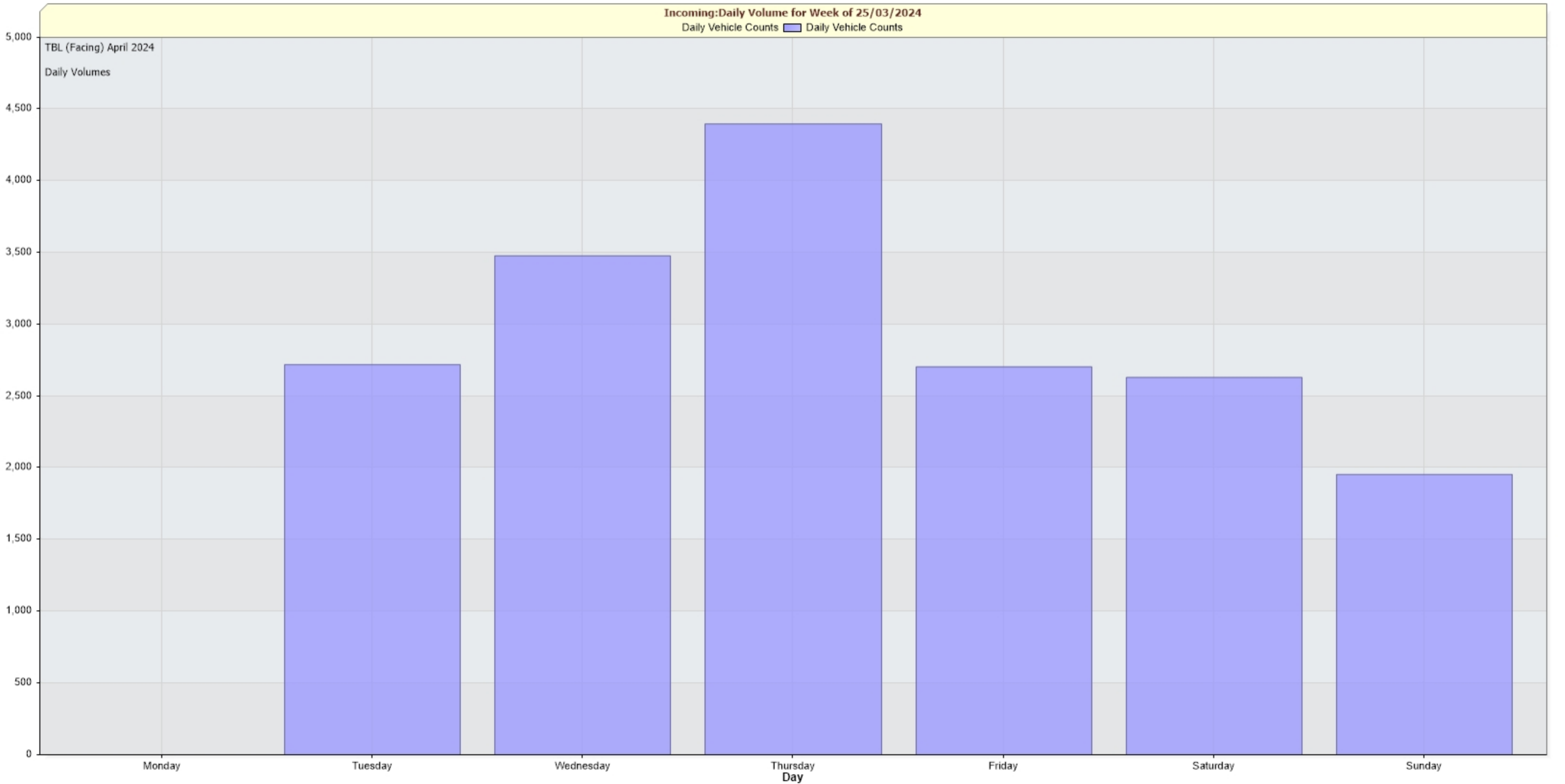


Daily Vehicle Counts

TBL (Facing) April 2024

Daily Volumes

Vehicles



Monday

Tuesday

Wednesday

Thursday
Day

Friday

Saturday

Sunday

0

500

1,000

1,500

2,000

2,500

3,000

3,500

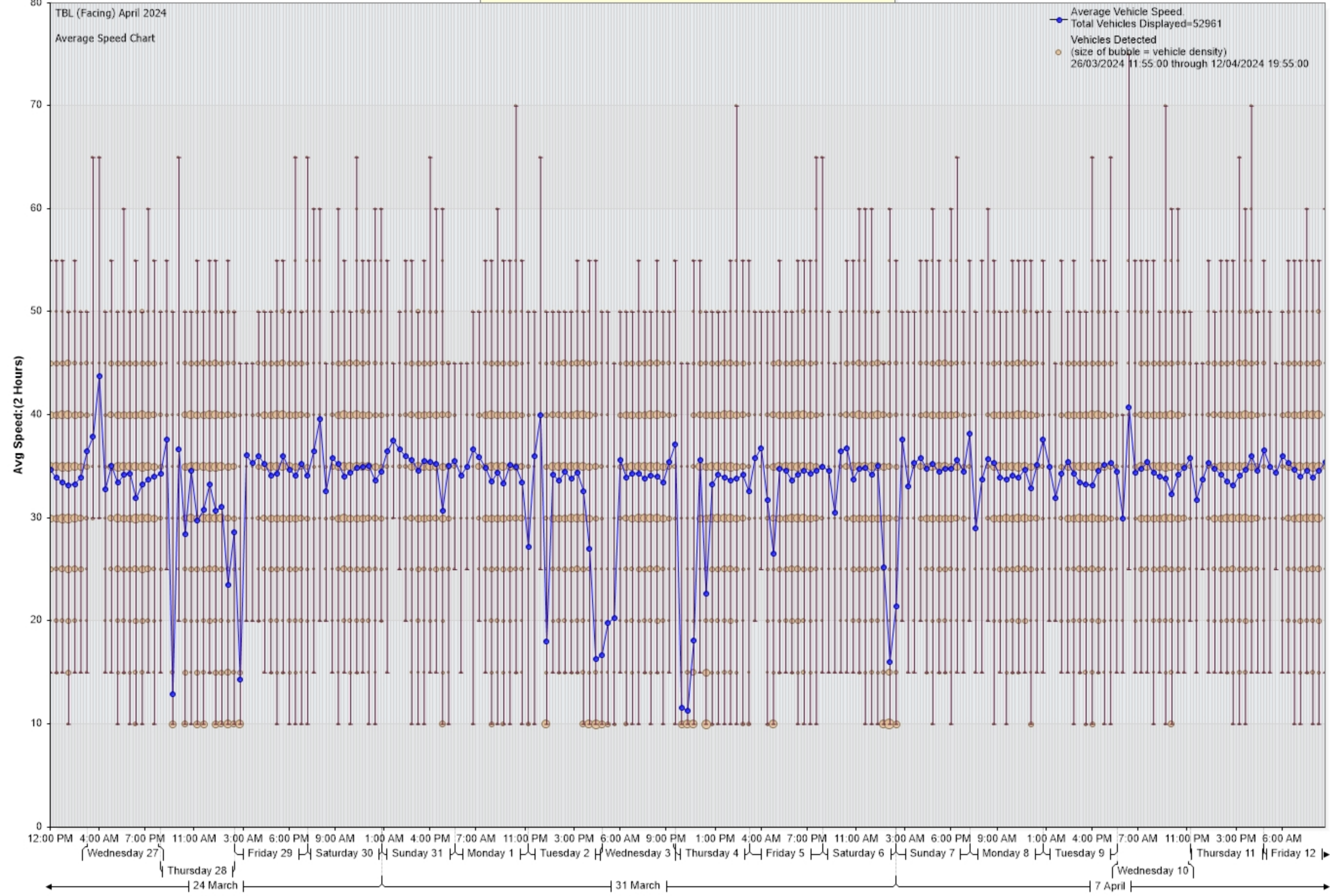
4,000

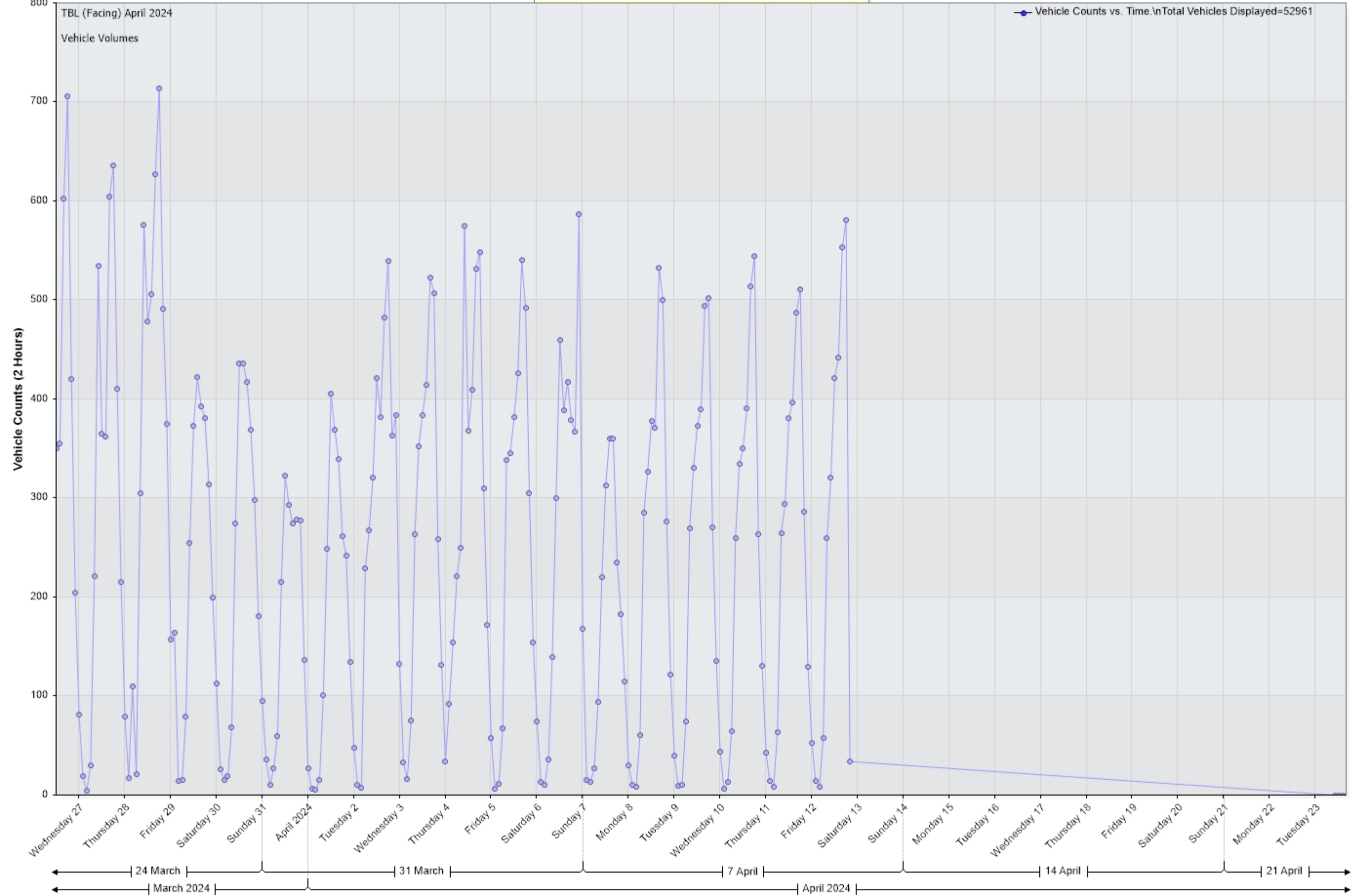
4,500

5,000

Zoom help

Average Vehicle Speed (MPH) vs. Time [TBL (Facing) April 2024:Incoming]



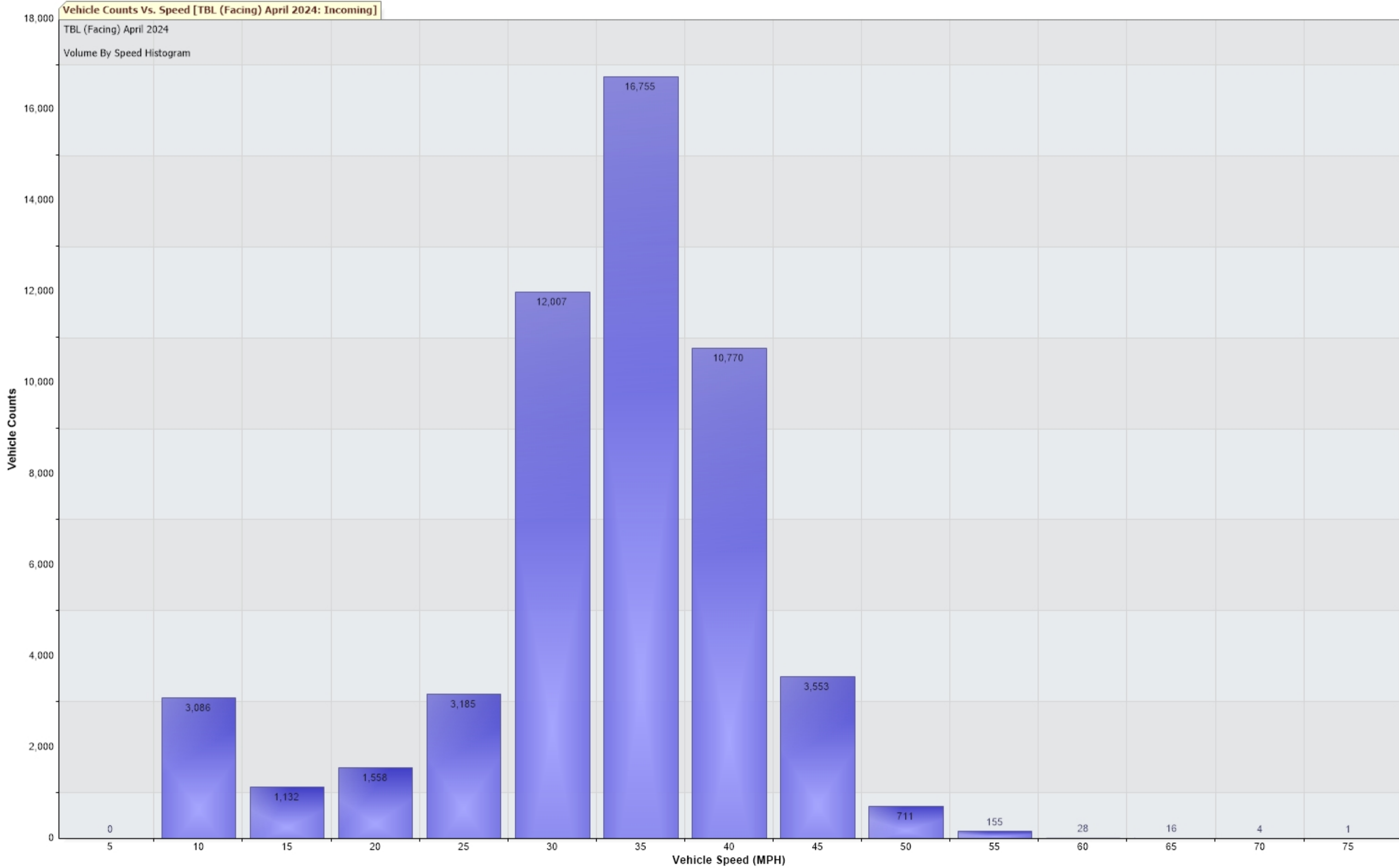


Vehicle Counts Vs. Speed [TBL (Facing) April 2024: Incoming]

TBL (Facing) April 2024

Volume By Speed Histogram

52,961 Counts



Percentile Counts Vs. Speed for [TBL (Facing) April 2024: Incoming]

TBL (Facing) April 2024
85th Pct Speed=38.4 MPH
Vehicles in data=52961
26/03/2024 09:00:00 to 23/04/2024 12:59:59

