

For Project: TBL facing A28 December 2024
 Project Notes:
 Location/Name: Incoming
 Report Generated: 06/01/2025 13:36:20
 Speed Intervals: 5 MPH
 Time Intervals: Instant
 Traffic Report From: 11/12/2024 13:00:00 through 06/01/2025 13:59:59
 85th Percentile Speed: 37.7 MPH
 85th Percentile Vehicles: 33361
 Max Speed: 70 MPH on 17/12/2024 00:00:00
 Total Vehicles: 39248
 AADT: 1507

Volumes - weekly counts

Time	5 Day	7 Day
Average Daily	2432	2398
AM Peak	221	216
PM Peak	283	257

Speed

Speed Limit: 35
 85th Percentile Speed: 37.7
 50th Percentile Speed: 31
 10 MPH Pace Interval: 25.0 MPH to 35.0 MPH
 Average Speed: 30.12

	Monday	Tuesday	Wednesday	Thursday	Friday	Saturday	Sunday
Count over limit	1237	1502	1245	1421	1597	1441	1206
% over limit	22.8	22.8	21.3	24.8	25.0	27.1	30.6
Avg Speeder	39.2	39.1	39.1	39.2	39.3	39.1	39.4
Avg Speed	8.9	9.4	9.1	10.0	9.6	10.8	12.2

Day/Time Ending	85th pctl (MPH)	85th pctl cnts	Total Cnts	Max Speed	Avg Speeder	% Speeders	Avg Speed
11/12/2024 14:00:00	0.0	0	0	0	0.0	0.0%	0.0
11/12/2024 15:00:00	0.0	0	0	0	0.0	0.0%	0.0
11/12/2024 16:00:00	0.0	0	0	0	0.0	0.0%	0.0
11/12/2024 17:00:00	0.0	0	0	0	0.0	0.0%	0.0
11/12/2024 18:00:00	0.0	0	0	0	0.0	0.0%	0.0
11/12/2024 19:00:00	0.0	0	0	0	0.0	0.0%	0.0
11/12/2024 20:00:00	0.0	0	0	0	0.0	0.0%	0.0
11/12/2024 21:00:00	0.0	0	0	0	0.0	0.0%	0.0
11/12/2024 22:00:00	0.0	0	0	0	0.0	0.0%	0.0
11/12/2024 23:00:00	0.0	0	0	0	0.0	0.0%	0.0
12/12/2024 00:00:00	0.0	0	0	0	0.0	0.0%	0.0
12/12/2024 01:00:00	0.0	0	0	0	0.0	0.0%	0.0
12/12/2024 02:00:00	0.0	0	0	0	0.0	0.0%	0.0
12/12/2024 03:00:00	0.0	0	0	0	0.0	0.0%	0.0
12/12/2024 04:00:00	0.0	0	0	0	0.0	0.0%	0.0
12/12/2024 05:00:00	**No Data**						
12/12/2024 06:00:00	**No Data**						
						
16/12/2024 14:00:00	37.1	30	35	45	38.1	22.9%	30.4
16/12/2024 15:00:00	36.8	211	248	50	38.3	21.4%	30.6
16/12/2024 16:00:00	32.3	389	458	45	38.1	5.7%	25.0
16/12/2024 17:00:00	34.9	286	336	50	39.1	14.3%	28.2
16/12/2024 18:00:00	35.0	305	359	55	38.3	15.0%	29.4
16/12/2024 19:00:00	37.2	224	263	50	38.7	22.4%	30.4
16/12/2024 20:00:00	40.0	101	119	50	40.1	31.9%	31.9
16/12/2024 21:00:00	37.0	76	89	45	38.6	21.3%	29.6
16/12/2024 22:00:00	39.6	53	62	55	40.0	32.3%	33.1
16/12/2024 23:00:00	39.7	40	47	55	39.4	44.7%	31.5
17/12/2024 00:00:00	43.8	20	24	70	43.8	50.0%	36.1
17/12/2024 01:00:00	40.0	10	12	50	40.5	41.7%	34.2
17/12/2024 02:00:00	33.8	5	6	35	0.0	0.0%	30.7
17/12/2024 03:00:00	40.0	2	2	40	37.5	50.0%	24.5
17/12/2024 04:00:00	15.0	1	1	15	0.0	0.0%	12.0
17/12/2024 05:00:00	45.0	7	8	50	41.3	50.0%	32.8
17/12/2024 06:00:00	40.0	19	22	50	40.8	27.3%	30.3
17/12/2024 07:00:00	39.6	42	50	60	40.1	38.0%	33.3
17/12/2024 08:00:00	36.3	148	174	45	38.4	19.0%	29.4
17/12/2024 09:00:00	35.0	277	326	45	38.3	15.0%	30.0
17/12/2024 10:00:00	38.2	211	248	50	38.8	29.0%	31.5
17/12/2024 11:00:00	37.9	163	192	50	38.5	29.2%	31.4
17/12/2024 12:00:00	36.8	163	192	45	38.2	21.9%	30.6
17/12/2024 13:00:00	37.2	175	206	50	38.9	22.8%	31.6
17/12/2024 14:00:00	37.8	170	200	55	38.8	26.5%	31.8
17/12/2024 15:00:00	36.5	215	253	50	38.7	19.8%	28.8
17/12/2024 16:00:00	34.2	324	381	50	38.2	10.8%	28.5
17/12/2024 17:00:00	33.9	330	388	50	38.9	9.3%	27.7
17/12/2024 18:00:00	34.7	290	341	50	38.5	12.9%	28.9

17/12/2024 19:00:00	36.5	235	276	50	38.9	19.2%	30.3
17/12/2024 20:00:00	37.6	127	149	60	40.2	22.1%	30.6
17/12/2024 21:00:00	38.1	98	115	55	39.3	26.1%	30.8
17/12/2024 22:00:00	38.5	52	61	50	39.2	29.5%	31.6
17/12/2024 23:00:00	40.0	38	45	55	40.8	40.0%	32.4
18/12/2024 00:00:00	36.2	20	24	45	38.5	20.8%	26.6
18/12/2024 01:00:00	39.0	14	17	45	38.9	41.2%	33.6
18/12/2024 02:00:00	45.0	4	5	50	44.2	60.0%	38.0
18/12/2024 03:00:00	30.0	6	7	35	0.0	0.0%	24.3
18/12/2024 04:00:00	37.5	4	5	40	37.5	40.0%	28.0
18/12/2024 05:00:00	47.5	8	9	50	45.8	33.3%	31.7
18/12/2024 06:00:00	38.3	23	27	50	38.5	37.0%	31.0
18/12/2024 07:00:00	38.8	60	71	50	39.8	28.2%	27.5
18/12/2024 08:00:00	37.2	127	149	45	38.7	22.1%	30.8
18/12/2024 09:00:00	35.1	269	316	50	38.4	15.2%	29.6
18/12/2024 10:00:00	37.6	212	250	55	39.0	24.8%	32.0
18/12/2024 11:00:00	38.4	138	162	55	39.3	28.4%	32.8
18/12/2024 12:00:00	38.0	168	198	55	38.6	30.8%	31.9
18/12/2024 13:00:00	37.6	162	190	50	38.6	25.3%	31.2
18/12/2024 14:00:00	38.2	170	200	50	38.9	28.5%	31.4
18/12/2024 15:00:00	37.6	209	246	50	39.0	24.0%	31.0
18/12/2024 16:00:00	33.2	343	404	50	38.0	8.2%	24.1
18/12/2024 17:00:00	35.2	312	367	45	38.4	15.5%	29.7
18/12/2024 18:00:00	35.1	295	347	50	38.7	15.3%	29.5
18/12/2024 19:00:00	36.2	246	290	50	38.9	18.6%	30.6
18/12/2024 20:00:00	36.2	158	186	50	38.6	18.8%	26.8
18/12/2024 21:00:00	33.2	186	219	50	39.5	9.1%	17.0
18/12/2024 22:00:00	28.8	233	274	50	39.2	6.6%	13.9
18/12/2024 23:00:00	36.7	80	94	55	40.3	19.1%	23.6
19/12/2024 00:00:00	14.7	394	464	45	39.3	3.0%	11.7
19/12/2024 01:00:00	14.8	156	183	45	40.8	1.6%	11.4
19/12/2024 02:00:00	32.5	9	11	40	37.5	9.1%	18.3
19/12/2024 03:00:00	40.0	5	6	55	41.3	66.7%	34.5
19/12/2024 04:00:00	10.0	26	30	40	37.5	6.7%	10.4
19/12/2024 05:00:00	37.5	5	6	40	37.5	33.3%	26.2
19/12/2024 06:00:00	41.2	20	23	45	40.0	34.8%	30.6
19/12/2024 07:00:00	38.8	39	46	50	39.0	37.0%	32.0
19/12/2024 08:00:00	37.0	142	167	50	38.6	22.2%	30.9
19/12/2024 09:00:00	34.8	275	323	50	39.5	13.3%	29.5
19/12/2024 10:00:00	36.9	218	256	50	38.7	21.1%	31.1
19/12/2024 11:00:00	38.8	161	189	50	39.1	33.3%	32.1
19/12/2024 12:00:00	38.6	178	210	55	39.0	31.9%	31.5
19/12/2024 13:00:00	37.7	188	221	50	38.6	25.8%	30.4
19/12/2024 14:00:00	39.1	213	251	55	39.5	33.5%	32.5
19/12/2024 15:00:00	35.9	242	285	60	39.5	17.2%	29.6
19/12/2024 16:00:00	33.1	340	400	45	38.1	6.8%	24.0
19/12/2024 17:00:00	36.2	299	352	65	39.3	18.5%	29.8
19/12/2024 18:00:00	35.7	299	352	50	38.9	16.8%	29.6

19/12/2024 19:00:00	36.8	238	280	50	38.2	21.8%	29.4
19/12/2024 20:00:00	39.4	121	142	50	39.4	33.8%	31.8
19/12/2024 21:00:00	38.3	75	88	45	38.9	28.4%	31.0
19/12/2024 22:00:00	39.6	73	86	55	39.6	41.9%	32.3
19/12/2024 23:00:00	39.3	50	59	60	40.4	35.6%	31.9
20/12/2024 00:00:00	44.0	34	40	50	42.5	45.0%	34.6
20/12/2024 01:00:00	37.5	14	17	45	40.0	23.5%	30.1
20/12/2024 02:00:00	37.5	7	8	40	37.5	25.0%	32.3
20/12/2024 03:00:00	40.0	6	7	50	42.5	28.6%	32.9
20/12/2024 04:00:00	42.5	4	5	45	40.0	80.0%	38.2
20/12/2024 05:00:00	40.0	8	9	45	38.3	66.7%	33.7
20/12/2024 06:00:00	44.0	20	23	55	41.1	60.9%	35.2
20/12/2024 07:00:00	41.1	48	56	50	39.6	46.4%	32.9
20/12/2024 08:00:00	36.9	115	135	50	38.9	20.7%	30.4
20/12/2024 09:00:00	34.4	255	300	55	39.3	11.3%	29.5
20/12/2024 10:00:00	37.5	261	307	60	39.2	24.1%	30.8
20/12/2024 11:00:00	37.8	178	210	55	39.3	25.7%	31.7
20/12/2024 12:00:00	37.9	205	241	50	38.9	26.1%	31.3
20/12/2024 13:00:00	39.2	194	228	50	38.9	39.5%	32.5
20/12/2024 14:00:00	38.8	233	274	55	39.5	32.1%	31.4
20/12/2024 15:00:00	37.3	271	319	55	38.9	23.8%	30.5
20/12/2024 16:00:00	32.9	374	440	50	38.4	6.1%	24.1
20/12/2024 17:00:00	34.2	300	353	50	39.4	10.5%	28.4
20/12/2024 18:00:00	36.2	270	318	55	38.4	18.9%	29.7
20/12/2024 19:00:00	36.8	216	254	55	39.2	20.5%	30.5
20/12/2024 20:00:00	36.8	176	207	45	38.4	21.3%	28.6
20/12/2024 21:00:00	38.6	95	112	60	39.8	28.6%	30.9
20/12/2024 22:00:00	40.9	76	89	55	40.4	39.3%	33.3
20/12/2024 23:00:00	39.7	71	83	50	39.9	34.9%	33.1
21/12/2024 00:00:00	41.4	40	47	50	39.9	48.9%	34.4
21/12/2024 01:00:00	38.0	27	32	50	40.0	25.0%	29.8
21/12/2024 02:00:00	46.7	13	15	50	42.5	53.3%	35.1
21/12/2024 03:00:00	38.8	5	6	40	37.5	66.7%	33.8
21/12/2024 04:00:00	40.0	3	4	50	40.8	75.0%	38.3
21/12/2024 05:00:00	45.0	9	11	50	41.9	72.7%	39.0
21/12/2024 06:00:00	40.0	8	9	45	38.8	44.4%	31.4
21/12/2024 07:00:00	38.6	29	34	70	41.5	29.4%	31.4
21/12/2024 08:00:00	38.6	42	50	45	38.6	36.0%	32.5
21/12/2024 09:00:00	32.8	262	308	50	39.0	10.7%	16.1
21/12/2024 10:00:00	37.4	166	195	45	38.7	23.6%	26.3
21/12/2024 11:00:00	34.5	273	321	50	38.6	12.8%	20.2
21/12/2024 12:00:00	37.9	219	258	55	38.9	27.1%	31.5
21/12/2024 13:00:00	37.4	217	255	50	38.6	24.3%	31.3
21/12/2024 14:00:00	38.4	194	228	50	38.9	30.3%	32.0
21/12/2024 15:00:00	38.0	212	250	50	38.7	29.2%	31.3
21/12/2024 16:00:00	37.6	189	222	45	38.2	27.0%	30.4
21/12/2024 17:00:00	38.2	156	184	45	38.8	29.3%	30.0
21/12/2024 18:00:00	37.3	155	182	45	38.4	23.6%	31.0

21/12/2024 19:00:00	37.9	161	189	55	39.7	24.3%	31.0
21/12/2024 20:00:00	38.9	116	137	45	38.8	36.5%	32.1
21/12/2024 21:00:00	37.1	91	107	60	39.5	21.5%	31.5
21/12/2024 22:00:00	38.3	63	74	55	40.1	25.7%	31.0
21/12/2024 23:00:00	37.5	50	59	55	39.6	23.7%	30.6
22/12/2024 00:00:00	36.7	32	38	45	38.8	21.1%	31.1
22/12/2024 01:00:00	41.0	23	27	45	39.8	40.7%	33.7
22/12/2024 02:00:00	35.0	14	17	45	39.2	17.6%	30.5
22/12/2024 03:00:00	47.5	6	7	50	44.2	42.9%	36.4
22/12/2024 04:00:00	35.0	3	4	50	47.5	25.0%	34.5
22/12/2024 05:00:00	40.0	8	10	45	38.8	80.0%	35.7
22/12/2024 06:00:00	35.0	3	4	40	37.5	25.0%	29.5
22/12/2024 07:00:00	43.3	19	22	50	41.0	45.5%	34.1
22/12/2024 08:00:00	38.0	27	32	50	40.0	25.0%	31.0
22/12/2024 09:00:00	38.4	54	64	45	38.7	32.8%	32.8
22/12/2024 10:00:00	39.2	97	114	55	39.0	42.1%	33.2
22/12/2024 11:00:00	39.2	156	183	50	39.1	36.6%	32.0
22/12/2024 12:00:00	39.0	181	213	45	38.9	34.7%	32.6
22/12/2024 13:00:00	38.0	205	241	60	39.0	28.2%	31.5
22/12/2024 14:00:00	39.5	167	197	50	39.3	37.1%	33.2
22/12/2024 15:00:00	39.1	165	194	55	39.6	35.1%	32.6
22/12/2024 16:00:00	38.3	182	214	50	39.3	28.5%	31.2
22/12/2024 17:00:00	37.6	154	181	50	38.8	26.5%	31.1
22/12/2024 18:00:00	37.7	128	150	50	39.0	24.0%	30.9
22/12/2024 19:00:00	38.2	115	135	60	40.4	24.4%	31.8
22/12/2024 20:00:00	39.7	88	104	60	41.1	31.7%	32.5
22/12/2024 21:00:00	39.0	82	97	50	39.5	33.0%	32.1
22/12/2024 22:00:00	37.8	65	77	50	38.6	28.6%	31.0
22/12/2024 23:00:00	41.9	52	61	55	40.6	44.3%	34.2
23/12/2024 00:00:00	46.7	16	19	55	43.1	47.4%	35.8
23/12/2024 01:00:00	45.0	9	11	50	43.5	45.5%	35.6
23/12/2024 02:00:00	47.5	6	7	50	42.5	57.1%	37.7
23/12/2024 03:00:00	30.0	3	4	40	37.5	25.0%	23.3
23/12/2024 04:00:00	45.0	2	2	45	42.5	50.0%	37.0
23/12/2024 05:00:00	40.0	6	7	45	40.0	28.6%	31.3
23/12/2024 06:00:00	35.0	16	19	45	39.2	15.8%	30.3
23/12/2024 07:00:00	40.8	37	44	50	40.8	34.1%	31.4
23/12/2024 08:00:00	38.3	72	85	50	39.0	31.8%	31.6
23/12/2024 09:00:00	38.5	128	151	50	39.4	29.1%	31.9
23/12/2024 10:00:00	37.8	173	203	50	38.8	27.1%	32.0
23/12/2024 11:00:00	38.9	198	233	60	39.2	35.6%	31.9
23/12/2024 12:00:00	37.3	254	299	50	38.8	23.1%	30.8
23/12/2024 13:00:00	38.2	235	277	50	39.4	28.2%	31.4
23/12/2024 14:00:00	37.4	235	277	55	39.5	23.1%	31.0
23/12/2024 15:00:00	37.7	232	273	55	39.1	25.6%	31.6
23/12/2024 16:00:00	38.1	241	283	55	39.0	27.2%	30.8
23/12/2024 17:00:00	36.5	208	245	50	38.9	19.6%	30.3
23/12/2024 18:00:00	35.5	251	295	50	39.4	15.9%	29.9

23/12/2024 19:00:00	37.5	174	205	50	38.9	23.9%	31.3
23/12/2024 20:00:00	37.5	140	165	50	39.3	23.6%	31.2
23/12/2024 21:00:00	38.5	101	119	65	40.0	28.6%	31.9
23/12/2024 22:00:00	38.8	82	96	60	40.0	31.3%	31.4
23/12/2024 23:00:00	39.0	52	61	60	39.4	42.6%	33.0
24/12/2024 00:00:00	38.0	26	31	45	39.4	25.8%	31.9
24/12/2024 01:00:00	38.3	11	13	50	40.0	30.8%	30.5
24/12/2024 02:00:00	55.0	6	7	60	46.5	71.4%	40.6
24/12/2024 03:00:00	37.5	4	5	40	37.5	40.0%	33.0
24/12/2024 04:00:00	35.0	3	4	40	37.5	25.0%	31.0
24/12/2024 05:00:00	35.0	3	3	35	0.0	0.0%	27.0
24/12/2024 06:00:00	40.0	19	22	45	39.6	31.8%	30.9
24/12/2024 07:00:00	39.2	31	37	45	38.8	43.2%	32.4
24/12/2024 08:00:00	38.7	62	73	50	39.5	30.1%	30.1
24/12/2024 09:00:00	38.4	107	126	55	39.9	27.0%	31.9
24/12/2024 10:00:00	37.3	150	177	45	38.7	23.7%	31.7
24/12/2024 11:00:00	38.5	171	201	50	39.0	31.8%	32.2
24/12/2024 12:00:00	37.6	235	276	55	39.1	23.6%	31.0
24/12/2024 13:00:00	38.2	229	269	45	38.6	29.7%	30.3
24/12/2024 14:00:00	38.5	216	254	55	39.4	30.3%	31.0
24/12/2024 15:00:00	38.5	234	275	50	39.3	28.7%	31.6
24/12/2024 16:00:00	37.0	202	238	50	39.1	21.0%	30.0
24/12/2024 17:00:00	35.9	189	222	50	39.1	17.1%	30.0
24/12/2024 18:00:00	38.6	155	182	55	39.7	29.7%	31.7
24/12/2024 19:00:00	38.3	128	150	55	39.7	26.0%	31.4
24/12/2024 20:00:00	38.4	103	121	60	40.8	27.3%	32.0
24/12/2024 21:00:00	37.6	88	104	55	38.8	26.9%	31.5
24/12/2024 22:00:00	39.0	65	76	55	39.9	30.3%	31.3
24/12/2024 23:00:00	43.8	39	46	65	43.1	37.0%	33.7
25/12/2024 00:00:00	36.7	28	33	50	38.9	21.2%	29.9
25/12/2024 01:00:00	42.5	17	20	50	40.8	45.0%	33.0
25/12/2024 02:00:00	35.0	7	8	40	37.5	12.5%	30.3
25/12/2024 03:00:00	40.0	3	3	40	37.5	33.3%	32.0
25/12/2024 04:00:00	40.0	3	3	40	37.5	33.3%	27.0
25/12/2024 05:00:00	40.0	2	2	40	37.5	50.0%	34.5
25/12/2024 06:00:00	27.5	3	4	30	0.0	0.0%	23.3
25/12/2024 07:00:00	39.0	8	10	45	38.3	60.0%	34.0
25/12/2024 08:00:00	40.0	16	19	45	39.6	36.8%	32.6
25/12/2024 09:00:00	41.2	37	44	50	39.7	52.3%	35.0
25/12/2024 10:00:00	39.2	53	62	45	38.3	50.0%	32.8
25/12/2024 11:00:00	39.2	89	105	50	39.3	40.0%	33.1
25/12/2024 12:00:00	38.7	112	132	50	39.1	34.1%	32.5
25/12/2024 13:00:00	38.3	133	157	50	38.8	31.8%	31.9
25/12/2024 14:00:00	39.4	86	101	50	39.2	41.6%	32.7
25/12/2024 15:00:00	40.6	56	66	55	40.2	39.4%	34.4
25/12/2024 16:00:00	39.6	64	75	50	40.0	32.0%	32.1
25/12/2024 17:00:00	36.5	70	82	55	40.2	18.3%	30.1
25/12/2024 18:00:00	39.7	67	79	50	39.7	38.0%	32.9

25/12/2024 19:00:00	38.2	70	82	45	38.0	34.1%	32.3
25/12/2024 20:00:00	39.0	66	78	55	39.5	35.9%	32.5
25/12/2024 21:00:00	38.8	69	81	70	40.0	37.0%	32.8
25/12/2024 22:00:00	39.3	45	53	50	39.8	37.7%	32.4
25/12/2024 23:00:00	37.7	42	50	55	39.6	28.0%	31.9
26/12/2024 00:00:00	40.0	30	35	55	41.0	28.6%	31.1
26/12/2024 01:00:00	34.0	6	7	35	0.0	0.0%	28.4
26/12/2024 02:00:00	45.0	6	7	50	41.3	57.1%	36.3
26/12/2024 03:00:00	33.8	4	5	35	0.0	0.0%	31.0
26/12/2024 04:00:00	0.0	0	0	0	0.0	0.0%	0.0
26/12/2024 05:00:00	25.0	1	1	25	0.0	0.0%	22.0
26/12/2024 06:00:00	37.5	3	4	40	37.5	50.0%	29.5
26/12/2024 07:00:00	43.3	8	9	45	41.3	44.4%	33.7
26/12/2024 08:00:00	37.0	28	33	45	38.9	21.2%	32.4
26/12/2024 09:00:00	42.5	37	43	55	41.3	39.5%	33.4
26/12/2024 10:00:00	39.4	63	74	50	38.9	43.2%	33.2
26/12/2024 11:00:00	39.8	93	109	50	39.9	34.9%	33.0
26/12/2024 12:00:00	38.0	145	171	50	38.7	28.7%	31.6
26/12/2024 13:00:00	38.2	152	179	50	38.8	30.2%	32.1
26/12/2024 14:00:00	38.9	121	142	60	39.1	37.3%	32.5
26/12/2024 15:00:00	37.6	126	148	50	38.6	25.7%	31.0
26/12/2024 16:00:00	40.2	116	137	50	40.1	34.3%	32.4
26/12/2024 17:00:00	39.1	88	103	50	39.2	36.9%	33.0
26/12/2024 18:00:00	39.5	104	122	55	39.5	36.9%	33.1
26/12/2024 19:00:00	38.7	89	105	50	39.2	31.4%	31.0
26/12/2024 20:00:00	38.1	91	107	55	38.5	31.8%	31.5
26/12/2024 21:00:00	38.4	77	91	55	39.7	27.5%	32.0
26/12/2024 22:00:00	40.6	54	64	60	40.5	43.8%	33.4
26/12/2024 23:00:00	39.4	33	39	45	39.4	33.3%	32.4
27/12/2024 00:00:00	40.0	23	27	55	41.4	33.3%	31.9
27/12/2024 01:00:00	35.0	7	8	40	37.5	12.5%	29.5
27/12/2024 02:00:00	34.3	11	13	45	42.5	7.7%	28.3
27/12/2024 03:00:00	45.0	4	5	50	45.0	40.0%	37.0
27/12/2024 04:00:00	65.0	2	2	65	62.5	50.0%	37.0
27/12/2024 05:00:00	45.0	1	1	45	42.5	100.0%	42.0
27/12/2024 06:00:00	35.0	9	11	45	42.5	18.2%	25.6
27/12/2024 07:00:00	37.5	15	18	45	40.0	22.2%	30.2
27/12/2024 08:00:00	37.8	54	63	55	38.6	28.6%	32.0
27/12/2024 09:00:00	40.0	85	100	55	40.2	33.0%	32.8
27/12/2024 10:00:00	39.0	101	119	45	39.2	32.8%	32.5
27/12/2024 11:00:00	38.6	138	162	50	39.4	27.8%	31.6
27/12/2024 12:00:00	37.9	171	201	60	39.2	26.4%	31.6
27/12/2024 13:00:00	37.9	193	227	50	38.8	27.3%	30.9
27/12/2024 14:00:00	38.5	173	203	50	39.1	29.6%	31.6
27/12/2024 15:00:00	38.5	173	203	60	39.6	27.6%	31.9
27/12/2024 16:00:00	38.4	154	181	45	39.1	28.2%	31.6
27/12/2024 17:00:00	38.6	158	186	50	38.7	34.9%	32.4
27/12/2024 18:00:00	38.0	142	167	60	39.9	24.0%	31.2

27/12/2024 19:00:00	37.8	114	134	50	39.0	25.4%	31.4
27/12/2024 20:00:00	38.4	93	109	55	39.5	30.3%	31.7
27/12/2024 21:00:00	39.6	77	91	50	39.6	39.6%	33.5
27/12/2024 22:00:00	39.0	48	57	60	40.6	36.8%	33.1
27/12/2024 23:00:00	39.1	42	50	50	39.6	34.0%	31.9
28/12/2024 00:00:00	41.9	36	42	50	40.3	42.9%	33.5
28/12/2024 01:00:00	40.0	12	14	45	39.5	35.7%	33.6
28/12/2024 02:00:00	43.3	7	8	45	40.5	62.5%	37.0
28/12/2024 03:00:00	50.0	3	3	50	42.5	66.7%	32.0
28/12/2024 04:00:00	40.0	6	7	45	39.2	42.9%	32.9
28/12/2024 05:00:00	40.0	3	3	40	37.5	33.3%	32.0
28/12/2024 06:00:00	35.0	6	7	45	42.5	14.3%	30.6
28/12/2024 07:00:00	38.6	23	27	45	38.6	33.3%	30.2
28/12/2024 08:00:00	41.0	30	35	50	40.0	40.0%	33.0
28/12/2024 09:00:00	39.3	76	90	50	39.1	42.2%	33.4
28/12/2024 10:00:00	35.9	97	114	50	38.5	17.5%	30.1
28/12/2024 11:00:00	38.3	124	146	50	39.3	28.1%	31.7
28/12/2024 12:00:00	38.0	148	174	50	38.6	29.3%	31.3
28/12/2024 13:00:00	38.3	168	198	50	39.1	29.3%	31.4
28/12/2024 14:00:00	39.7	152	179	50	39.3	41.3%	33.1
28/12/2024 15:00:00	37.9	173	204	50	39.0	27.0%	31.5
28/12/2024 16:00:00	38.3	138	162	45	38.8	29.6%	31.6
28/12/2024 17:00:00	37.7	140	165	50	39.1	24.8%	31.3
28/12/2024 18:00:00	39.2	121	142	55	40.1	30.3%	31.9
28/12/2024 19:00:00	38.3	109	128	50	38.4	33.6%	31.5
28/12/2024 20:00:00	39.1	84	99	55	39.9	29.3%	31.5
28/12/2024 21:00:00	38.3	84	99	45	38.9	29.3%	30.3
28/12/2024 22:00:00	39.3	47	55	50	39.5	36.4%	32.6
28/12/2024 23:00:00	41.7	42	50	50	40.7	44.0%	32.5
29/12/2024 00:00:00	43.0	31	36	60	42.2	41.7%	34.4
29/12/2024 01:00:00	41.7	18	21	50	40.6	38.1%	32.1
29/12/2024 02:00:00	47.5	6	7	50	44.2	42.9%	34.9
29/12/2024 03:00:00	40.0	3	4	45	40.0	50.0%	30.8
29/12/2024 04:00:00	40.0	3	3	40	37.5	33.3%	32.0
29/12/2024 05:00:00	40.0	4	5	55	45.0	40.0%	34.0
29/12/2024 06:00:00	32.5	4	5	35	0.0	0.0%	23.0
29/12/2024 07:00:00	42.5	11	13	45	40.4	53.8%	35.1
29/12/2024 08:00:00	39.0	24	28	50	40.0	28.6%	32.6
29/12/2024 09:00:00	38.3	37	44	45	39.0	29.5%	32.5
29/12/2024 10:00:00	38.5	69	81	50	39.4	29.6%	32.6
29/12/2024 11:00:00	37.2	121	142	60	39.0	23.2%	31.4
29/12/2024 12:00:00	37.8	138	162	50	38.5	27.8%	31.2
29/12/2024 13:00:00	37.2	184	217	60	38.9	23.0%	30.6
29/12/2024 14:00:00	38.5	164	193	50	39.3	29.0%	31.7
29/12/2024 15:00:00	38.6	136	160	55	39.0	33.1%	31.8
29/12/2024 16:00:00	38.2	143	168	50	39.2	26.2%	30.8
29/12/2024 17:00:00	38.5	127	149	50	38.9	32.2%	32.4
29/12/2024 18:00:00	38.5	122	143	60	40.5	26.6%	31.8

29/12/2024 19:00:00	38.3	25	29	50	40.8	20.7%	30.8
29/12/2024 20:00:00	**No Data**						
29/12/2024 21:00:00	**No Data**						
06/01/2025 14:00:00	0.0	0	0	0	0.0	0.0%	0.0

Day/Time Ending	85th pctl (MPH)	85th pctl cnts	Total Cnts	Max Speed	Avg Speeder	% Speeders	Avg Speed
12/12/2024 00:00:00	0.0	0	0	0	0.0	0.0%	0.0
13/12/2024 00:00:00	0.0	0	0	0	0.0	0.0%	0.0
14/12/2024 00:00:00	**No Data**						
15/12/2024 00:00:00	**No Data**						
16/12/2024 00:00:00						
17/12/2024 00:00:00	36.0	1734	2040	70	39.0	17.5%	28.9
18/12/2024 00:00:00	36.5	3121	3672	60	38.9	19.5%	30.0
19/12/2024 00:00:00	35.7	3822	4497	55	38.9	16.9%	26.1
20/12/2024 00:00:00	37.0	3405	4006	65	39.1	21.2%	28.9
21/12/2024 00:00:00	37.3	3436	4042	60	39.2	22.4%	30.0
22/12/2024 00:00:00	37.6	2693	3168	70	39.0	24.4%	28.4
23/12/2024 00:00:00	38.8	2012	2367	60	39.4	32.3%	32.1
24/12/2024 00:00:00	37.9	2883	3392	65	39.3	25.9%	31.2
25/12/2024 00:00:00	38.1	2477	2914	65	39.4	27.0%	31.2
26/12/2024 00:00:00	39.0	1148	1351	70	39.3	35.8%	32.4
27/12/2024 00:00:00	38.9	1468	1727	60	39.4	33.0%	32.2
28/12/2024 00:00:00	38.5	2000	2353	65	39.4	29.5%	31.8
29/12/2024 00:00:00	38.7	1823	2145	60	39.3	31.1%	31.7
30/12/2024 00:00:00	38.2	1338	1574	60	39.3	28.0%	31.6
31/12/2024 00:00:00	**No Data**						
01/01/2025 00:00:00	**No Data**						
02/01/2025 00:00:00							
03/01/2025 00:00:00							
04/01/2025 00:00:00							
05/01/2025 00:00:00							
06/01/2025 00:00:00							
06/01/2025 13:59:59	0.0	0	0	0	0.0	0.0%	0.0

Incoming Weekly Counts
 TBL facing A28 December 2024

from Wed-Dec-11-2024-01-00-PM to Mon-Jan-06-2025-01-59-PM

	09/12/2024	to	15/12/2024							
	Monday	Tuesday	Wednesday	Thursday	Friday	Saturday	Sunday	Week	Weekend	Week Day 85%
Hour	09/12/2024	10/12/2024	11/12/2024	12/12/2024	13/12/2024	14/12/2024	15/12/2024	Day Avg	Avg	Avg Speed
0 - 1	*	*	*	0	0	0	0	0	0	0
1 - 2	*	*	*	0	0	0	0	0	0	0
2 - 3	*	*	*	0	0	0	0	0	0	0
3 - 4	*	*	*	0	0	0	0	0	0	0
4 - 5	*	*	*	0	0	0	0	0	0	0
5 - 6	*	*	*	0	0	0	0	0	0	0
6 - 7	*	*	*	0	0	0	0	0	0	0
7 - 8	*	*	*	0	0	0	0	0	0	0
8 - 9	*	*	*	0	0	0	0	0	0	0
9 - 10	*	*	*	0	0	0	0	0	0	0
10 - 11	*	*	*	0	0	0	0	0	0	0
11 - 12	*	*	*	0	0	0	0	0	0	0
12 - 13	*	*	*	0	0	0	0	0	0	0
13 - 14	*	*	0	0	0	0	0	0	0	0
14 - 15	*	*	0	0	0	0	0	0	0	0
15 - 16	*	*	0	0	0	0	0	0	0	0
16 - 17	*	*	0	0	0	0	0	0	0	0
17 - 18	*	*	0	0	0	0	0	0	0	0
18 - 19	*	*	0	0	0	0	0	0	0	0
19 - 20	*	*	0	0	0	0	0	0	0	0
20 - 21	*	*	0	0	0	0	0	0	0	0
21 - 22	*	*	0	0	0	0	0	0	0	0
22 - 23	*	*	0	0	0	0	0	0	0	0
23 - 24	*	*	0	0	0	0	0	0	0	0
Totals	0	0	0	0	0	0	0			
% of Total	0%	0%	0%	0%	0%	0%	0%			

Incoming Weekly Counts
TBL facing A28 December 2024

from Wed-Dec-11-2024-01-00-PM to Mon-Jan-06-2025-01-59-PM

	16/12/2024	to	22/12/2024							
	Monday	Tuesday	Wednesday	Thursday	Friday	Saturday	Sunday	Week	Weekend	Week Day 85%
Hour	16/12/2024	17/12/2024	18/12/2024	19/12/2024	20/12/2024	21/12/2024	22/12/2024	Day Avg	Avg	Avg Speed
0 - 1	0	12	17	183	17	32	27	45.8	29.5	32.83
1 - 2	0	6	5	11	8	15	17	6	16	37.2
2 - 3	0	2	7	6	7	6	7	4.4	6.5	37.5
3 - 4	0	1	5	30	5	4	4	8.2	4	26.25
4 - 5	0	8	9	6	9	11	10	6.4	10.5	42.5
5 - 6	0	22	27	23	23	9	4	19	6.5	40.88
6 - 7	0	50	71	46	56	34	22	44.6	28	39.58
7 - 8	0	174	149	167	135	50	32	125	41	36.85
8 - 9	0	326	316	323	300	308	64	253	186	34.82
9 - 10	0	248	250	256	307	195	114	212.2	154.5	37.55
10 - 11	0	192	162	189	210	321	183	150.6	252	38.22
11 - 12	0	192	198	210	241	258	213	168.2	235.5	37.83
12 - 13	0	206	190	221	228	255	241	169	248	37.93
13 - 14	35	200	200	251	274	228	197	192	212.5	38.2
14 - 15	248	253	246	285	319	250	194	270.2	222	36.82
15 - 16	458	381	404	400	440	222	214	416.6	218	33.14
16 - 17	336	388	367	352	353	184	181	359.2	182.5	34.88
17 - 18	359	341	347	352	318	182	150	343.4	166	35.34
18 - 19	263	276	290	280	254	189	135	272.6	162	36.7
19 - 20	119	149	186	142	207	137	104	160.6	120.5	38
20 - 21	89	115	219	88	112	107	97	124.6	102	37.04
21 - 22	62	61	274	86	89	74	77	114.4	75.5	37.48
22 - 23	47	45	94	59	83	59	61	65.6	60	39.08
23 - 24	24	24	464	40	47	38	19	119.8	28.5	36.02
Totals	2040	3672	4497	4006	4042	3168	2367			
% of Total	8.57%	15.43%	18.9%	16.84%	16.99%	13.32%	9.95%			

Incoming Weekly Counts
TBL facing A28 December 2024

from Wed-Dec-11-2024-01-00-PM to Mon-Jan-06-2025-01-59-PM

	23/12/2024	to	29/12/2024							
	Monday	Tuesday	Wednesday	Thursday	Friday	Saturday	Sunday	Week	Weekend	Week Day 85%
Hour	23/12/2024	24/12/2024	25/12/2024	26/12/2024	27/12/2024	28/12/2024	29/12/2024	Day Avg	Avg	Avg Speed
0 - 1	11	13	20	7	8	14	21	11.8	17.5	38.96
1 - 2	7	7	8	7	13	8	7	8.4	7.5	43.36
2 - 3	4	5	3	5	5	3	4	4.4	3.5	37.26
3 - 4	2	4	3	0	2	7	3	2.2	5	46.25
4 - 5	7	3	2	1	1	3	5	2.8	4	37
5 - 6	19	22	4	4	11	7	5	12	6	35
6 - 7	44	37	10	9	18	27	13	23.6	20	39.96
7 - 8	85	73	19	33	63	35	28	54.6	31.5	38.36
8 - 9	151	126	44	43	100	90	44	92.8	67	40.12
9 - 10	203	177	62	74	119	114	81	127	97.5	38.54
10 - 11	233	201	105	109	162	146	142	162	144	39
11 - 12	299	276	132	171	201	174	162	215.8	168	37.9
12 - 13	277	269	157	179	227	198	217	221.8	207.5	38.16
13 - 14	277	254	101	142	203	179	193	195.4	186	38.54
14 - 15	273	275	66	148	203	204	160	193	182	38.58
15 - 16	283	238	75	137	181	162	168	182.8	165	38.66
16 - 17	245	222	82	103	186	165	149	167.6	157	37.32
17 - 18	295	182	79	122	167	142	143	169	142.5	38.26
18 - 19	205	150	82	105	134	128	29	135.2	78.5	38.1
19 - 20	165	121	78	107	109	99	0	116	49.5	38.28
20 - 21	119	104	81	91	91	99	0	97.2	49.5	38.58
21 - 22	96	76	53	64	57	55	0	69.2	27.5	39.34
22 - 23	61	46	50	39	50	50	0	49.2	25	39.8
23 - 24	31	33	35	27	42	36	0	33.6	18	39.32
Totals	3392	2914	1351	1727	2353	2145	1574			
% of Total	21.95%	18.85%	8.74%	11.17%	15.22%	13.88%	10.18%			

Incoming Weekly Counts
 TBL facing A28 December 2024

from Wed-Dec-11-2024-01-00-PM to Mon-Jan-06-2025-01-59-PM

	30/12/2024	to	05/01/2025							
	Monday	Tuesday	Wednesday	Thursday	Friday	Saturday	Sunday	Week	Weekend	Week Day 85%
Hour	30/12/2024	31/12/2024	01/01/2025	02/01/2025	03/01/2025	04/01/2025	05/01/2025	Day Avg	Avg	Avg Speed
0 - 1	0	0	0	0	0	0	0	0	0	0
1 - 2	0	0	0	0	0	0	0	0	0	0
2 - 3	0	0	0	0	0	0	0	0	0	0
3 - 4	0	0	0	0	0	0	0	0	0	0
4 - 5	0	0	0	0	0	0	0	0	0	0
5 - 6	0	0	0	0	0	0	0	0	0	0
6 - 7	0	0	0	0	0	0	0	0	0	0
7 - 8	0	0	0	0	0	0	0	0	0	0
8 - 9	0	0	0	0	0	0	0	0	0	0
9 - 10	0	0	0	0	0	0	0	0	0	0
10 - 11	0	0	0	0	0	0	0	0	0	0
11 - 12	0	0	0	0	0	0	0	0	0	0
12 - 13	0	0	0	0	0	0	0	0	0	0
13 - 14	0	0	0	0	0	0	0	0	0	0
14 - 15	0	0	0	0	0	0	0	0	0	0
15 - 16	0	0	0	0	0	0	0	0	0	0
16 - 17	0	0	0	0	0	0	0	0	0	0
17 - 18	0	0	0	0	0	0	0	0	0	0
18 - 19	0	0	0	0	0	0	0	0	0	0
19 - 20	0	0	0	0	0	0	0	0	0	0
20 - 21	0	0	0	0	0	0	0	0	0	0
21 - 22	0	0	0	0	0	0	0	0	0	0
22 - 23	0	0	0	0	0	0	0	0	0	0
23 - 24	0	0	0	0	0	0	0	0	0	0
Totals	0	0	0	0	0	0	0			
% of Total	0%	0%	0%	0%	0%	0%	0%			

Incoming Weekly Counts
 TBL facing A28 December 2024

from Wed-Dec-11-2024-01-00-PM to Mon-Jan-06-2025-01-59-PM

	06/01/2025	to	12/01/2025							
	Monday	Tuesday	Wednesday	Thursday	Friday	Saturday	Sunday	Week	Weekend	Week Day 85%
Hour	06/01/2025	07/01/2025	08/01/2025	09/01/2025	10/01/2025	11/01/2025	12/01/2025	Day Avg	Avg	Avg Speed
0 - 1	0	*	*	*	*	*	*	0	0	0
1 - 2	0	*	*	*	*	*	*	0	0	0
2 - 3	0	*	*	*	*	*	*	0	0	0
3 - 4	0	*	*	*	*	*	*	0	0	0
4 - 5	0	*	*	*	*	*	*	0	0	0
5 - 6	0	*	*	*	*	*	*	0	0	0
6 - 7	0	*	*	*	*	*	*	0	0	0
7 - 8	0	*	*	*	*	*	*	0	0	0
8 - 9	0	*	*	*	*	*	*	0	0	0
9 - 10	0	*	*	*	*	*	*	0	0	0
10 - 11	0	*	*	*	*	*	*	0	0	0
11 - 12	0	*	*	*	*	*	*	0	0	0
12 - 13	0	*	*	*	*	*	*	0	0	0
13 - 14	0	*	*	*	*	*	*	0	0	0
14 - 15	*	*	*	*	*	*	*	0	0	0
15 - 16	*	*	*	*	*	*	*	0	0	0
16 - 17	*	*	*	*	*	*	*	0	0	0
17 - 18	*	*	*	*	*	*	*	0	0	0
18 - 19	*	*	*	*	*	*	*	0	0	0
19 - 20	*	*	*	*	*	*	*	0	0	0
20 - 21	*	*	*	*	*	*	*	0	0	0
21 - 22	*	*	*	*	*	*	*	0	0	0
22 - 23	*	*	*	*	*	*	*	0	0	0
23 - 24	*	*	*	*	*	*	*	0	0	0
Totals	0	0	0	0	0	0	0			
% of Total	0%	0%	0%	0%	0%	0%	0%			

Incoming Monthly Counts
TBL facing A28 December 2024

from Wed-Dec-11-2024-01-00-PM to Mon-Jan-06-2025-01-59-PM

Hour	Dec 2024							Week Day Avg	Weekend Avg	Week Day 85% Avg Speed
	Monday	Tuesday	Wednesday	Thursday	Friday	Saturday	Sunday			
0 - 1	11	25	37	190	25	46	48	57.6	47	35.48
1 - 2	7	13	13	18	21	23	24	14.4	23.5	42.66
2 - 3	4	7	10	11	12	9	11	8.8	10	36.82
3 - 4	2	5	8	30	7	11	7	10.4	9	34.66
4 - 5	7	11	11	7	10	14	15	9.2	14.5	40.5
5 - 6	19	44	31	27	34	16	9	31	12.5	39
6 - 7	44	87	81	55	74	61	35	68.2	48	39.92
7 - 8	85	247	168	200	198	85	60	179.6	72.5	37.44
8 - 9	151	452	360	366	400	398	108	345.8	253	36.56
9 - 10	203	425	312	330	426	309	195	339.2	252	37.92
10 - 11	233	393	267	298	372	467	325	312.6	396	38.64
11 - 12	299	468	330	381	442	432	375	384	403.5	37.82
12 - 13	277	475	347	400	455	453	458	390.8	455.5	38.12
13 - 14	312	454	301	393	477	407	390	387.4	398.5	38.38
14 - 15	521	528	312	433	522	454	354	463.2	404	37.54
15 - 16	741	619	479	537	621	384	382	599.4	383	34.64
16 - 17	581	610	449	455	539	349	330	526.8	339.5	35.84
17 - 18	654	523	426	474	485	324	293	512.4	308.5	36.42
18 - 19	468	426	372	385	388	317	164	407.8	240.5	37.18
19 - 20	284	270	264	249	316	236	104	276.6	170	38.02
20 - 21	208	219	300	179	203	206	97	221.8	151.5	37.8
21 - 22	158	137	327	150	146	129	77	183.6	103	38.14
22 - 23	108	91	144	98	133	109	61	114.8	85	39.48
23 - 24	55	57	499	67	89	74	19	153.4	46.5	36.06
Totals	5432	6586	5848	5733	6395	5313	3941			
% of Total	13.84%	16.78%	14.9%	14.61%	16.29%	13.54%	10.04%			

Hour	Jan 2025							Week Day Avg	Weekend Avg	Week Day 85% Avg Speed
	Monday	Tuesday	Wednesday	Thursday	Friday	Saturday	Sunday			
0 - 1	0	*	0	0	0	0	0	0	0	0
1 - 2	0	*	0	0	0	0	0	0	0	0
2 - 3	0	*	0	0	0	0	0	0	0	0
3 - 4	0	*	0	0	0	0	0	0	0	0
4 - 5	0	*	0	0	0	0	0	0	0	0
5 - 6	0	*	0	0	0	0	0	0	0	0
6 - 7	0	*	0	0	0	0	0	0	0	0
7 - 8	0	*	0	0	0	0	0	0	0	0
8 - 9	0	*	0	0	0	0	0	0	0	0
9 - 10	0	*	0	0	0	0	0	0	0	0
10 - 11	0	*	0	0	0	0	0	0	0	0
11 - 12	0	*	0	0	0	0	0	0	0	0
12 - 13	0	*	0	0	0	0	0	0	0	0
13 - 14	0	*	0	0	0	0	0	0	0	0
14 - 15	*	*	0	0	0	0	0	0	0	0
15 - 16	*	*	0	0	0	0	0	0	0	0
16 - 17	*	*	0	0	0	0	0	0	0	0
17 - 18	*	*	0	0	0	0	0	0	0	0
18 - 19	*	*	0	0	0	0	0	0	0	0
19 - 20	*	*	0	0	0	0	0	0	0	0
20 - 21	*	*	0	0	0	0	0	0	0	0
21 - 22	*	*	0	0	0	0	0	0	0	0
22 - 23	*	*	0	0	0	0	0	0	0	0
23 - 24	*	*	0	0	0	0	0	0	0	0
Totals	0	0	0	0	0	0	0			
% of Total	0%	0%	0%	0%	0%	0%	0%			

Incoming Weekly Speeds
 TBL facing A28 December 2024

from Wed-Dec-11-2024-01-00-PM to Mon-Jan-06-2025-01-59-PM

	09/12/2024	to	15/12/2024							
	Monday	Tuesday	Wednesday	Thursday	Friday	Saturday	Sunday	Week	Weekend	Week Day 85%
Hour	09/12/2024	10/12/2024	11/12/2024	12/12/2024	13/12/2024	14/12/2024	15/12/2024	Day Avg	Avg	Avg Speed
0 - 1	*	*	*	0	0	0	0	0	0	0
1 - 2	*	*	*	0	0	0	0	0	0	0
2 - 3	*	*	*	0	0	0	0	0	0	0
3 - 4	*	*	*	0	0	0	0	0	0	0
4 - 5	*	*	*	0	0	0	0	0	0	0
5 - 6	*	*	*	0	0	0	0	0	0	0
6 - 7	*	*	*	0	0	0	0	0	0	0
7 - 8	*	*	*	0	0	0	0	0	0	0
8 - 9	*	*	*	0	0	0	0	0	0	0
9 - 10	*	*	*	0	0	0	0	0	0	0
10 - 11	*	*	*	0	0	0	0	0	0	0
11 - 12	*	*	*	0	0	0	0	0	0	0
12 - 13	*	*	*	0	0	0	0	0	0	0
13 - 14	*	*	0	0	0	0	0	0	0	0
14 - 15	*	*	0	0	0	0	0	0	0	0
15 - 16	*	*	0	0	0	0	0	0	0	0
16 - 17	*	*	0	0	0	0	0	0	0	0
17 - 18	*	*	0	0	0	0	0	0	0	0
18 - 19	*	*	0	0	0	0	0	0	0	0
19 - 20	*	*	0	0	0	0	0	0	0	0
20 - 21	*	*	0	0	0	0	0	0	0	0
21 - 22	*	*	0	0	0	0	0	0	0	0
22 - 23	*	*	0	0	0	0	0	0	0	0
23 - 24	*	*	0	0	0	0	0	0	0	0
Totals	0	0	0	0	0	0	0			
% of Total	0%	0%	0%	0%	0%	0%	0%			

Incoming Weekly Speeds
TBL facing A28 December 2024

from Wed-Dec-11-2024-01-00-PM to Mon-Jan-06-2025-01-59-PM

	16/12/2024	to	22/12/2024							
	Monday	Tuesday	Wednesday	Thursday	Friday	Saturday	Sunday	Week	Weekend	Week Day 85%
Hour	16/12/2024	17/12/2024	18/12/2024	19/12/2024	20/12/2024	21/12/2024	22/12/2024	Day Avg	Avg	Avg Speed
0 - 1	0	34.17	33.59	11.4	30.12	29.78	33.7	15.63	31.58	32.83
1 - 2	0	30.67	38	18.27	32.25	35.13	30.47	27.77	32.66	37.2
2 - 3	0	24.5	24.29	34.5	32.86	33.83	36.43	29.82	35.23	37.5
3 - 4	0	12	28	10.43	38.2	38.25	34.5	16	36.38	26.25
4 - 5	0	32.75	31.67	26.17	33.67	39	35.7	31.47	37.43	42.5
5 - 6	0	30.27	31.04	30.57	35.22	31.44	29.5	31.76	30.85	40.88
6 - 7	0	33.26	27.54	31.96	32.95	31.41	34.14	31.09	32.48	39.58
7 - 8	0	29.39	30.85	30.85	30.41	32.5	31.03	30.35	31.93	36.85
8 - 9	0	30	29.61	29.5	29.47	16.13	32.75	29.65	18.99	34.82
9 - 10	0	31.54	32.02	31.1	30.79	26.28	33.22	31.33	28.84	37.55
10 - 11	0	31.44	32.8	32.12	31.74	20.22	31.97	31.99	24.49	38.22
11 - 12	0	30.58	31.88	31.55	31.27	31.52	32.56	31.32	31.99	37.83
12 - 13	0	31.6	31.18	30.44	32.48	31.31	31.52	31.44	31.41	37.93
13 - 14	30.37	31.8	31.35	32.49	31.42	32.04	33.17	31.73	32.56	38.2
14 - 15	30.64	28.81	31.03	29.64	30.55	31.26	32.6	30.14	31.84	36.82
15 - 16	24.99	28.47	24.14	23.96	24.13	30.39	31.18	25.08	30.78	33.14
16 - 17	28.23	27.73	29.66	29.76	28.42	29.99	31.12	28.76	30.55	34.88
17 - 18	29.41	28.9	29.47	29.63	29.7	31.04	30.86	29.42	30.96	35.34
18 - 19	30.41	30.31	30.58	29.38	30.48	30.98	31.79	30.23	31.32	36.7
19 - 20	31.93	30.62	26.78	31.75	28.59	32.07	32.54	29.6	32.27	38
20 - 21	29.55	30.78	16.97	30.98	30.92	31.52	32.12	25.8	31.81	37.04
21 - 22	33.08	31.61	13.85	32.3	33.27	31.01	31.04	23.63	31.03	37.48
22 - 23	31.49	32.44	23.63	31.92	33.14	30.63	34.23	29.86	32.46	39.08
23 - 24	36.12	26.62	11.72	34.62	34.4	31.13	35.79	16.6	32.68	36.02
Totals	28.9	29.9	26.1	28.9	29.9	28.4	32.1			
% of Total	14.15%	14.64%	12.78%	14.15%	14.64%	13.91%	15.72%			

Incoming Weekly Speeds
TBL facing A28 December 2024

from Wed-Dec-11-2024-01-00-PM to Mon-Jan-06-2025-01-59-PM

	23/12/2024	to	29/12/2024							
	Monday	Tuesday	Wednesday	Thursday	Friday	Saturday	Sunday	Week	Weekend	Week Day 85%
Hour	23/12/2024	24/12/2024	25/12/2024	26/12/2024	27/12/2024	28/12/2024	29/12/2024	Day Avg	Avg	Avg Speed
0 - 1	35.64	30.54	33.05	28.43	29.5	33.64	32.14	31.95	32.74	38.96
1 - 2	37.71	40.57	30.25	36.29	28.31	37	34.86	33.62	36	43.36
2 - 3	23.25	33	32	31	37	32	30.75	31.55	31.29	37.26
3 - 4	37	31	27	0	37	32.86	32	32.09	32.6	46.25
4 - 5	31.29	27	34.5	22	42	32	34	30.93	33.25	37
5 - 6	30.32	30.91	23.25	29.5	25.64	30.57	23	29.15	27.42	35
6 - 7	31.41	32.35	34	33.67	30.17	30.22	35.08	31.91	31.8	39.96
7 - 8	31.56	30.14	32.63	32.42	32	32.97	32.61	31.46	32.81	38.36
8 - 9	31.87	31.88	34.98	33.37	32.84	33.43	32.48	32.52	33.12	40.12
9 - 10	31.96	31.73	32.81	33.16	32.49	30.06	32.63	32.22	31.13	38.54
10 - 11	31.91	32.16	33.06	32.97	31.62	31.71	31.39	32.2	31.56	39
11 - 12	30.82	30.97	32.55	31.58	31.56	31.28	31.16	31.33	31.22	37.9
12 - 13	31.42	30.27	31.92	32.12	30.9	31.43	30.62	31.22	31.01	38.16
13 - 14	31	31	32.69	32.51	31.64	33.1	31.71	31.53	32.38	38.54
14 - 15	31.63	31.64	34.36	31.02	31.86	31.49	31.82	31.77	31.63	38.58
15 - 16	30.83	30.05	32.05	32.35	31.65	31.63	30.83	31.12	31.22	38.66
16 - 17	30.3	29.98	30.12	33.01	32.4	31.27	32.37	31	31.79	37.32
17 - 18	29.95	31.75	32.87	33.13	31.19	31.9	31.85	31.31	31.87	38.26
18 - 19	31.32	31.43	32.33	31.05	31.4	31.51	30.79	31.44	31.38	38.1
19 - 20	31.25	32.02	32.46	31.52	31.71	31.49	0	31.71	31.49	38.28
20 - 21	31.9	31.55	32.83	31.99	33.52	30.28	0	32.3	30.28	38.58
21 - 22	31.44	31.33	32.4	33.36	33.07	32.56	0	32.18	32.56	39.34
22 - 23	33.05	33.74	31.9	32.36	31.9	32.5	0	32.6	32.5	39.8
23 - 24	31.94	29.91	31.14	31.93	33.55	34.39	0	31.77	34.39	39.32
Totals	31.2	31.2	32.4	32.2	31.8	31.7	31.6			
% of Total	14.05%	14.05%	14.59%	14.5%	14.32%	14.27%	14.23%			

Incoming Weekly Speeds
 TBL facing A28 December 2024

from Wed-Dec-11-2024-01-00-PM to Mon-Jan-06-2025-01-59-PM

	30/12/2024	to	05/01/2025							
	Monday	Tuesday	Wednesday	Thursday	Friday	Saturday	Sunday	Week	Weekend	Week Day 85%
Hour	30/12/2024	31/12/2024	01/01/2025	02/01/2025	03/01/2025	04/01/2025	05/01/2025	Day Avg	Avg	Avg Speed
0 - 1	0	0	0	0	0	0	0	0	0	0
1 - 2	0	0	0	0	0	0	0	0	0	0
2 - 3	0	0	0	0	0	0	0	0	0	0
3 - 4	0	0	0	0	0	0	0	0	0	0
4 - 5	0	0	0	0	0	0	0	0	0	0
5 - 6	0	0	0	0	0	0	0	0	0	0
6 - 7	0	0	0	0	0	0	0	0	0	0
7 - 8	0	0	0	0	0	0	0	0	0	0
8 - 9	0	0	0	0	0	0	0	0	0	0
9 - 10	0	0	0	0	0	0	0	0	0	0
10 - 11	0	0	0	0	0	0	0	0	0	0
11 - 12	0	0	0	0	0	0	0	0	0	0
12 - 13	0	0	0	0	0	0	0	0	0	0
13 - 14	0	0	0	0	0	0	0	0	0	0
14 - 15	0	0	0	0	0	0	0	0	0	0
15 - 16	0	0	0	0	0	0	0	0	0	0
16 - 17	0	0	0	0	0	0	0	0	0	0
17 - 18	0	0	0	0	0	0	0	0	0	0
18 - 19	0	0	0	0	0	0	0	0	0	0
19 - 20	0	0	0	0	0	0	0	0	0	0
20 - 21	0	0	0	0	0	0	0	0	0	0
21 - 22	0	0	0	0	0	0	0	0	0	0
22 - 23	0	0	0	0	0	0	0	0	0	0
23 - 24	0	0	0	0	0	0	0	0	0	0
Totals	0	0	0	0	0	0	0			
% of Total	0%	0%	0%	0%	0%	0%	0%			

Incoming Weekly Speeds
 TBL facing A28 December 2024

from Wed-Dec-11-2024-01-00-PM to Mon-Jan-06-2025-01-59-PM

	06/01/2025	to	12/01/2025							
	Monday	Tuesday	Wednesday	Thursday	Friday	Saturday	Sunday	Week	Weekend	Week Day 85%
Hour	06/01/2025	07/01/2025	08/01/2025	09/01/2025	10/01/2025	11/01/2025	12/01/2025	Day Avg	Avg	Avg Speed
0 - 1	0	*	*	*	*	*	*	*	*	0
1 - 2	0	*	*	*	*	*	*	*	*	0
2 - 3	0	*	*	*	*	*	*	*	*	0
3 - 4	0	*	*	*	*	*	*	*	*	0
4 - 5	0	*	*	*	*	*	*	*	*	0
5 - 6	0	*	*	*	*	*	*	*	*	0
6 - 7	0	*	*	*	*	*	*	*	*	0
7 - 8	0	*	*	*	*	*	*	*	*	0
8 - 9	0	*	*	*	*	*	*	*	*	0
9 - 10	0	*	*	*	*	*	*	*	*	0
10 - 11	0	*	*	*	*	*	*	*	*	0
11 - 12	0	*	*	*	*	*	*	*	*	0
12 - 13	0	*	*	*	*	*	*	*	*	0
13 - 14	0	*	*	*	*	*	*	*	*	0
14 - 15	*	*	*	*	*	*	*	*	*	0
15 - 16	*	*	*	*	*	*	*	*	*	0
16 - 17	*	*	*	*	*	*	*	*	*	0
17 - 18	*	*	*	*	*	*	*	*	*	0
18 - 19	*	*	*	*	*	*	*	*	*	0
19 - 20	*	*	*	*	*	*	*	*	*	0
20 - 21	*	*	*	*	*	*	*	*	*	0
21 - 22	*	*	*	*	*	*	*	*	*	0
22 - 23	*	*	*	*	*	*	*	*	*	0
23 - 24	*	*	*	*	*	*	*	*	*	0
Totals	0	0	0	0	0	0	0			
% of Total	0%	0%	0%	0%	0%	0%	0%			

Incoming Monthly Speeds
TBL facing A28 December 2024

from Wed-Dec-11-2024-01-00-PM to Mon-Jan-06-2025-01-59-PM

Hour	Dec 2024							Week Day Avg	Weekend Avg	Week Day 85% Avg Speed
	Monday	Tuesday	Wednesday	Thursday	Friday	Saturday	Sunday			
0 - 1	35.64	32.28	33.3	12.03	29.92	30.96	33.02	18.97	32.01	35.48
1 - 2	37.71	36	33.23	25.28	29.81	35.78	31.75	31.18	33.72	42.66
2 - 3	23.25	30.57	26.6	32.91	34.58	33.22	34.36	30.68	33.85	36.82
3 - 4	37	27.2	27.62	10.43	37.86	34.82	33.43	19.4	34.28	34.66
4 - 5	31.29	31.18	32.18	25.57	34.5	37.5	35.13	31.3	36.28	40.5
5 - 6	30.32	30.59	30.03	30.41	32.12	31.06	25.89	30.75	29.2	39
6 - 7	31.41	32.87	28.33	32.24	32.27	30.89	34.49	31.37	32.2	39.92
7 - 8	31.56	29.61	31.05	31.11	30.92	32.69	31.77	30.69	32.31	37.44
8 - 9	31.87	30.52	30.27	29.95	30.31	20.04	32.64	30.42	22.73	36.56
9 - 10	31.96	31.62	32.18	31.56	31.26	27.68	32.97	31.66	29.73	37.92
10 - 11	31.91	31.81	32.9	32.43	31.69	23.82	31.72	32.1	27.06	38.64
11 - 12	30.82	30.81	32.15	31.56	31.4	31.42	31.95	31.33	31.67	37.82
12 - 13	31.42	30.85	31.52	31.19	31.69	31.36	31.09	31.32	31.23	38.12
13 - 14	30.93	31.35	31.8	32.5	31.51	32.51	32.45	31.63	32.48	38.38
14 - 15	31.16	30.29	31.73	30.11	31.06	31.36	32.25	30.82	31.75	37.54
15 - 16	27.22	29.07	25.38	26.1	26.32	30.91	31.03	26.92	30.97	34.64
16 - 17	29.1	28.55	29.75	30.5	29.8	30.6	31.68	29.47	31.12	35.84
17 - 18	29.65	29.89	30.1	30.53	30.21	31.42	31.34	30.04	31.38	36.42
18 - 19	30.81	30.7	30.97	29.84	30.8	31.2	31.61	30.63	31.34	37.18
19 - 20	31.54	31.25	28.46	31.65	29.66	31.83	32.54	30.49	32.05	38.02
20 - 21	30.89	31.15	21.25	31.49	32.08	30.93	32.12	28.65	31.31	37.8
21 - 22	32.08	31.45	16.86	32.75	33.19	31.67	31.04	26.85	31.44	38.14
22 - 23	32.37	33.1	26.5	32.09	32.68	31.49	34.23	31.04	32.47	39.48
23 - 24	33.76	28.53	13.08	33.54	34	32.72	35.79	19.93	33.34	36.06
Totals	30.4	30.5	27.6	29.9	30.6	29.7	31.9			
% of Total	14.43%	14.48%	13.11%	14.2%	14.53%	14.1%	15.15%			

Incoming Monthly Speeds
TBL facing A28 December 2024

from Wed-Dec-11-2024-01-00-PM to Mon-Jan-06-2025-01-59-PM

Hour	Jan 2025							Week Day Avg	Weekend Avg	Week Day 85% Avg Speed
	Monday	Tuesday	Wednesday	Thursday	Friday	Saturday	Sunday			
0 - 1	0	*	0	0	0	0	0	0	0	0
1 - 2	0	*	0	0	0	0	0	0	0	0
2 - 3	0	*	0	0	0	0	0	0	0	0
3 - 4	0	*	0	0	0	0	0	0	0	0
4 - 5	0	*	0	0	0	0	0	0	0	0
5 - 6	0	*	0	0	0	0	0	0	0	0
6 - 7	0	*	0	0	0	0	0	0	0	0
7 - 8	0	*	0	0	0	0	0	0	0	0
8 - 9	0	*	0	0	0	0	0	0	0	0
9 - 10	0	*	0	0	0	0	0	0	0	0
10 - 11	0	*	0	0	0	0	0	0	0	0
11 - 12	0	*	0	0	0	0	0	0	0	0
12 - 13	0	*	0	0	0	0	0	0	0	0
13 - 14	0	*	0	0	0	0	0	0	0	0
14 - 15	*	*	0	0	0	0	0	0	0	0
15 - 16	*	*	0	0	0	0	0	0	0	0
16 - 17	*	*	0	0	0	0	0	0	0	0
17 - 18	*	*	0	0	0	0	0	0	0	0
18 - 19	*	*	0	0	0	0	0	0	0	0
19 - 20	*	*	0	0	0	0	0	0	0	0
20 - 21	*	*	0	0	0	0	0	0	0	0
21 - 22	*	*	0	0	0	0	0	0	0	0
22 - 23	*	*	0	0	0	0	0	0	0	0
23 - 24	*	*	0	0	0	0	0	0	0	0
Totals	0	0	0	0	0	0	0			
% of Total	0%	0%	0%	0%	0%	0%	0%			

Incoming Weekly EightyFifthSpeeds
 TBL facing A28 December 2024

from Wed-Dec-11-2024-01-00-PM to Mon-Jan-06-2025-01-59-PM

	09/12/2024	to	15/12/2024							
	Monday	Tuesday	Wednesday	Thursday	Friday	Saturday	Sunday	Week	Weekend	Week Day 85%
Hour	09/12/2024	10/12/2024	11/12/2024	12/12/2024	13/12/2024	14/12/2024	15/12/2024	Day Avg	Avg	Avg Speed
0 - 1	*	*	*	0	0	0	0	0	0	0
1 - 2	*	*	*	0	0	0	0	0	0	0
2 - 3	*	*	*	0	0	0	0	0	0	0
3 - 4	*	*	*	0	0	0	0	0	0	0
4 - 5	*	*	*	0	0	0	0	0	0	0
5 - 6	*	*	*	0	0	0	0	0	0	0
6 - 7	*	*	*	0	0	0	0	0	0	0
7 - 8	*	*	*	0	0	0	0	0	0	0
8 - 9	*	*	*	0	0	0	0	0	0	0
9 - 10	*	*	*	0	0	0	0	0	0	0
10 - 11	*	*	*	0	0	0	0	0	0	0
11 - 12	*	*	*	0	0	0	0	0	0	0
12 - 13	*	*	*	0	0	0	0	0	0	0
13 - 14	*	*	0	0	0	0	0	0	0	0
14 - 15	*	*	0	0	0	0	0	0	0	0
15 - 16	*	*	0	0	0	0	0	0	0	0
16 - 17	*	*	0	0	0	0	0	0	0	0
17 - 18	*	*	0	0	0	0	0	0	0	0
18 - 19	*	*	0	0	0	0	0	0	0	0
19 - 20	*	*	0	0	0	0	0	0	0	0
20 - 21	*	*	0	0	0	0	0	0	0	0
21 - 22	*	*	0	0	0	0	0	0	0	0
22 - 23	*	*	0	0	0	0	0	0	0	0
23 - 24	*	*	0	0	0	0	0	0	0	0
Totals	0	0	0	0	0	0	0			
% of Total	0%	0%	0%	0%	0%	0%	0%			

Incoming Weekly EightyFifthSpeeds
TBL facing A28 December 2024

from Wed-Dec-11-2024-01-00-PM to Mon-Jan-06-2025-01-59-PM

	16/12/2024	to	22/12/2024							
	Monday	Tuesday	Wednesday	Thursday	Friday	Saturday	Sunday	Week	Weekend	Week Day 85%
Hour	16/12/2024	17/12/2024	18/12/2024	19/12/2024	20/12/2024	21/12/2024	22/12/2024	Day Avg	Avg	Avg Speed
0 - 1	0	40	39	14.8	37.5	38	41	32.83	39.5	32.83
1 - 2	0	33.8	45	32.5	37.5	46.7	35	37.2	40.85	37.2
2 - 3	0	40	30	40	40	38.8	47.5	37.5	43.15	37.5
3 - 4	0	15	37.5	10	42.5	40	35	26.25	37.5	26.25
4 - 5	0	45	47.5	37.5	40	45	40	42.5	42.5	42.5
5 - 6	0	40	38.3	41.2	44	40	35	40.88	37.5	40.88
6 - 7	0	39.6	38.8	38.8	41.1	38.6	43.3	39.58	40.95	39.58
7 - 8	0	36.3	37.2	37	36.9	38.6	38	36.85	38.3	36.85
8 - 9	0	35	35.1	34.8	34.4	32.8	38.4	34.82	35.6	34.82
9 - 10	0	38.2	37.6	36.9	37.5	37.4	39.2	37.55	38.3	37.55
10 - 11	0	37.9	38.4	38.8	37.8	34.5	39.2	38.22	36.85	38.22
11 - 12	0	36.8	38	38.6	37.9	37.9	39	37.83	38.45	37.83
12 - 13	0	37.2	37.6	37.7	39.2	37.4	38	37.93	37.7	37.93
13 - 14	37.1	37.8	38.2	39.1	38.8	38.4	39.5	38.2	38.95	38.2
14 - 15	36.8	36.5	37.6	35.9	37.3	38	39.1	36.82	38.55	36.82
15 - 16	32.3	34.2	33.2	33.1	32.9	37.6	38.3	33.14	37.95	33.14
16 - 17	34.9	33.9	35.2	36.2	34.2	38.2	37.6	34.88	37.9	34.88
17 - 18	35	34.7	35.1	35.7	36.2	37.3	37.7	35.34	37.5	35.34
18 - 19	37.2	36.5	36.2	36.8	36.8	37.9	38.2	36.7	38.05	36.7
19 - 20	40	37.6	36.2	39.4	36.8	38.9	39.7	38	39.3	38
20 - 21	37	38.1	33.2	38.3	38.6	37.1	39	37.04	38.05	37.04
21 - 22	39.6	38.5	28.8	39.6	40.9	38.3	37.8	37.48	38.05	37.48
22 - 23	39.7	40	36.7	39.3	39.7	37.5	41.9	39.08	39.7	39.08
23 - 24	43.8	36.2	14.7	44	41.4	36.7	46.7	36.02	41.7	36.02
Totals	413.4	878.8	865.1	856	919.9	921.6	944.1			
% of Total	7.13%	15.15%	14.92%	14.76%	15.86%	15.89%	16.28%			

Incoming Weekly EightyFifthSpeeds
TBL facing A28 December 2024

from Wed-Dec-11-2024-01-00-PM to Mon-Jan-06-2025-01-59-PM

	23/12/2024	to	29/12/2024							
	Monday	Tuesday	Wednesday	Thursday	Friday	Saturday	Sunday	Week	Weekend	Week Day 85%
Hour	23/12/2024	24/12/2024	25/12/2024	26/12/2024	27/12/2024	28/12/2024	29/12/2024	Day Avg	Avg	Avg Speed
0 - 1	45	38.3	42.5	34	35	40	41.7	38.96	40.85	38.96
1 - 2	47.5	55	35	45	34.3	43.3	47.5	43.36	45.4	43.36
2 - 3	30	37.5	40	33.8	45	50	40	37.26	45	37.26
3 - 4	45	35	40	0	65	40	40	46.25	40	46.25
4 - 5	40	35	40	25	45	40	40	37	40	37
5 - 6	35	40	27.5	37.5	35	35	32.5	35	33.75	35
6 - 7	40.8	39.2	39	43.3	37.5	38.6	42.5	39.96	40.55	39.96
7 - 8	38.3	38.7	40	37	37.8	41	39	38.36	40	38.36
8 - 9	38.5	38.4	41.2	42.5	40	39.3	38.3	40.12	38.8	40.12
9 - 10	37.8	37.3	39.2	39.4	39	35.9	38.5	38.54	37.2	38.54
10 - 11	38.9	38.5	39.2	39.8	38.6	38.3	37.2	39	37.75	39
11 - 12	37.3	37.6	38.7	38	37.9	38	37.8	37.9	37.9	37.9
12 - 13	38.2	38.2	38.3	38.2	37.9	38.3	37.2	38.16	37.75	38.16
13 - 14	37.4	38.5	39.4	38.9	38.5	39.7	38.5	38.54	39.1	38.54
14 - 15	37.7	38.5	40.6	37.6	38.5	37.9	38.6	38.58	38.25	38.58
15 - 16	38.1	37	39.6	40.2	38.4	38.3	38.2	38.66	38.25	38.66
16 - 17	36.5	35.9	36.5	39.1	38.6	37.7	38.5	37.32	38.1	37.32
17 - 18	35.5	38.6	39.7	39.5	38	39.2	38.5	38.26	38.85	38.26
18 - 19	37.5	38.3	38.2	38.7	37.8	38.3	38.3	38.1	38.3	38.1
19 - 20	37.5	38.4	39	38.1	38.4	39.1	0	38.28	39.1	38.28
20 - 21	38.5	37.6	38.8	38.4	39.6	38.3	0	38.58	38.3	38.58
21 - 22	38.8	39	39.3	40.6	39	39.3	0	39.34	39.3	39.34
22 - 23	39	43.8	37.7	39.4	39.1	41.7	0	39.8	41.7	39.8
23 - 24	38	36.7	40	40	41.9	43	0	39.32	43	39.32
Totals	926.8	931	929.4	884	955.8	950.2	742.8			
% of Total	14.66%	14.73%	14.71%	13.99%	15.12%	15.03%	11.75%			

Incoming Weekly EightyFifthSpeeds
TBL facing A28 December 2024

from Wed-Dec-11-2024-01-00-PM to Mon-Jan-06-2025-01-59-PM

	30/12/2024	to	05/01/2025							
	Monday	Tuesday	Wednesday	Thursday	Friday	Saturday	Sunday	Week	Weekend	Week Day 85%
Hour	30/12/2024	31/12/2024	01/01/2025	02/01/2025	03/01/2025	04/01/2025	05/01/2025	Day Avg	Avg	Avg Speed
0 - 1	0	0	0	0	0	0	0	0	0	0
1 - 2	0	0	0	0	0	0	0	0	0	0
2 - 3	0	0	0	0	0	0	0	0	0	0
3 - 4	0	0	0	0	0	0	0	0	0	0
4 - 5	0	0	0	0	0	0	0	0	0	0
5 - 6	0	0	0	0	0	0	0	0	0	0
6 - 7	0	0	0	0	0	0	0	0	0	0
7 - 8	0	0	0	0	0	0	0	0	0	0
8 - 9	0	0	0	0	0	0	0	0	0	0
9 - 10	0	0	0	0	0	0	0	0	0	0
10 - 11	0	0	0	0	0	0	0	0	0	0
11 - 12	0	0	0	0	0	0	0	0	0	0
12 - 13	0	0	0	0	0	0	0	0	0	0
13 - 14	0	0	0	0	0	0	0	0	0	0
14 - 15	0	0	0	0	0	0	0	0	0	0
15 - 16	0	0	0	0	0	0	0	0	0	0
16 - 17	0	0	0	0	0	0	0	0	0	0
17 - 18	0	0	0	0	0	0	0	0	0	0
18 - 19	0	0	0	0	0	0	0	0	0	0
19 - 20	0	0	0	0	0	0	0	0	0	0
20 - 21	0	0	0	0	0	0	0	0	0	0
21 - 22	0	0	0	0	0	0	0	0	0	0
22 - 23	0	0	0	0	0	0	0	0	0	0
23 - 24	0	0	0	0	0	0	0	0	0	0
Totals	0	0	0	0	0	0	0			
% of Total	0%	0%	0%	0%	0%	0%	0%			

Incoming Weekly EightyFifthSpeeds
 TBL facing A28 December 2024

from Wed-Dec-11-2024-01-00-PM to Mon-Jan-06-2025-01-59-PM

	06/01/2025	to	12/01/2025							
	Monday	Tuesday	Wednesday	Thursday	Friday	Saturday	Sunday	Week	Weekend	Week Day 85%
Hour	06/01/2025	07/01/2025	08/01/2025	09/01/2025	10/01/2025	11/01/2025	12/01/2025	Day Avg	Avg	Avg Speed
0 - 1	0	*	*	*	*	*	*	0	0	0
1 - 2	0	*	*	*	*	*	*	0	0	0
2 - 3	0	*	*	*	*	*	*	0	0	0
3 - 4	0	*	*	*	*	*	*	0	0	0
4 - 5	0	*	*	*	*	*	*	0	0	0
5 - 6	0	*	*	*	*	*	*	0	0	0
6 - 7	0	*	*	*	*	*	*	0	0	0
7 - 8	0	*	*	*	*	*	*	0	0	0
8 - 9	0	*	*	*	*	*	*	0	0	0
9 - 10	0	*	*	*	*	*	*	0	0	0
10 - 11	0	*	*	*	*	*	*	0	0	0
11 - 12	0	*	*	*	*	*	*	0	0	0
12 - 13	0	*	*	*	*	*	*	0	0	0
13 - 14	0	*	*	*	*	*	*	0	0	0
14 - 15	*	*	*	*	*	*	*	0	0	0
15 - 16	*	*	*	*	*	*	*	0	0	0
16 - 17	*	*	*	*	*	*	*	0	0	0
17 - 18	*	*	*	*	*	*	*	0	0	0
18 - 19	*	*	*	*	*	*	*	0	0	0
19 - 20	*	*	*	*	*	*	*	0	0	0
20 - 21	*	*	*	*	*	*	*	0	0	0
21 - 22	*	*	*	*	*	*	*	0	0	0
22 - 23	*	*	*	*	*	*	*	0	0	0
23 - 24	*	*	*	*	*	*	*	0	0	0
Totals	0	0	0	0	0	0	0			
% of Total	0%	0%	0%	0%	0%	0%	0%			

Incoming Monthly EightyFifthSpeeds
 TBL facing A28 December 2024

from Wed-Dec-11-2024-01-00-PM to Mon-Jan-06-2025-01-59-PM

	Dec 2024							Week	Weekend	Week Day 85%
Hour	Monday	Tuesday	Wednesday	Thursday	Friday	Saturday	Sunday	Day Avg	Avg	Avg Speed
0 - 1	45	39.2	40.8	15.7	36.7	38.8	41.2	35.48	40	35.48
1 - 2	47.5	50	42.5	38.3	35	45	38.3	42.66	41.65	42.66
2 - 3	30	38.3	32.5	38.3	45	40	45	36.82	42.5	36.82
3 - 4	45	35	38.3	10	45	40	40	34.66	40	34.66
4 - 5	40	40	45	37.5	40	45	42.5	40.5	43.75	40.5
5 - 6	35	39.3	37.8	40	42.9	40	35	39	37.5	39
6 - 7	40.8	39.6	39.1	39.6	40.5	38.6	42.9	39.92	40.75	39.92
7 - 8	38.3	37.1	37.6	37	37.2	39.3	38.5	37.44	38.9	37.44
8 - 9	38.5	36.2	36.6	35.7	35.8	36.1	38.6	36.56	37.35	36.56
9 - 10	37.8	37.9	38.2	37.7	38	36.9	39	37.92	37.95	37.92
10 - 11	38.9	38.2	38.8	39.1	38.2	36	38.4	38.64	37.2	38.64
11 - 12	37.3	37.2	38.3	38.4	37.9	37.9	38.5	37.82	38.2	37.82
12 - 13	38.2	37.8	38	37.9	38.7	37.9	37.6	38.12	37.75	38.12
13 - 14	37.4	38.2	38.7	39	38.6	39.1	39.1	38.38	39.1	38.38
14 - 15	37.3	37.6	38.3	36.7	37.8	38	38.9	37.54	38.45	37.54
15 - 16	34.8	34.9	34.3	34.7	34.5	37.8	38.2	34.64	38	34.64
16 - 17	35.6	34.5	35.4	37.3	36.4	38.1	38	35.84	38.05	35.84
17 - 18	35.2	36.4	36.5	37.2	36.8	38	38	36.42	38	36.42
18 - 19	37.3	37.1	37	37.3	37.2	38.1	38	37.18	38.05	37.18
19 - 20	38.5	38	37.3	38.8	37.5	39.1	39.7	38.02	39.4	38.02
20 - 21	37.9	37.8	35.7	38.4	39.2	37.8	39	37.8	38.4	37.8
21 - 22	38.9	38.6	33.3	40	39.9	38.8	37.8	38.14	38.3	38.14
22 - 23	39.3	42.1	37.2	39.3	39.5	39.5	41.9	39.48	40.7	39.48
23 - 24	41.4	36.5	17.4	43.3	41.7	39.6	46.7	36.06	43.15	36.06

Hour	Jan 2025							Week Day Avg	Weekend Avg	Week Day 85% Avg Speed
	Monday	Tuesday	Wednesday	Thursday	Friday	Saturday	Sunday			
0 - 1	0	*	0	0	0	0	0	0	0	0
1 - 2	0	*	0	0	0	0	0	0	0	0
2 - 3	0	*	0	0	0	0	0	0	0	0
3 - 4	0	*	0	0	0	0	0	0	0	0
4 - 5	0	*	0	0	0	0	0	0	0	0
5 - 6	0	*	0	0	0	0	0	0	0	0
6 - 7	0	*	0	0	0	0	0	0	0	0
7 - 8	0	*	0	0	0	0	0	0	0	0
8 - 9	0	*	0	0	0	0	0	0	0	0
9 - 10	0	*	0	0	0	0	0	0	0	0
10 - 11	0	*	0	0	0	0	0	0	0	0
11 - 12	0	*	0	0	0	0	0	0	0	0
12 - 13	0	*	0	0	0	0	0	0	0	0
13 - 14	0	*	0	0	0	0	0	0	0	0
14 - 15	*	*	0	0	0	0	0	0	0	0
15 - 16	*	*	0	0	0	0	0	0	0	0
16 - 17	*	*	0	0	0	0	0	0	0	0
17 - 18	*	*	0	0	0	0	0	0	0	0
18 - 19	*	*	0	0	0	0	0	0	0	0
19 - 20	*	*	0	0	0	0	0	0	0	0
20 - 21	*	*	0	0	0	0	0	0	0	0
21 - 22	*	*	0	0	0	0	0	0	0	0
22 - 23	*	*	0	0	0	0	0	0	0	0
23 - 24	*	*	0	0	0	0	0	0	0	0

Summary of Violators

TBL facing A28 December 2024

from Wed-Dec-11-2024-01-00-PM to Mon-Jan-06-2025-01-59-PM

Starting Hour	Count	Average Speed of all Traffic	Violator Counts	Average Speed of Violators
00:00:00	0	N/A	N/A	N/A
01:00:00	0	N/A	N/A	N/A
02:00:00	0	N/A	N/A	N/A
03:00:00	0	N/A	N/A	N/A
04:00:00	0	N/A	N/A	N/A
05:00:00	0	N/A	N/A	N/A
06:00:00	0	N/A	N/A	N/A
07:00:00	0	N/A	N/A	N/A
08:00:00	0	N/A	N/A	N/A
09:00:00	0	N/A	N/A	N/A
10:00:00	0	N/A	N/A	N/A
11:00:00	0	N/A	N/A	N/A
12:00:00	0	N/A	N/A	N/A
13:00:00	0	N/A	N/A	N/A
14:00:00	0	N/A	N/A	N/A
15:00:00	0	N/A	N/A	N/A
16:00:00	0	N/A	N/A	N/A
17:00:00	0	N/A	N/A	N/A
18:00:00	0	N/A	N/A	N/A
19:00:00	0	N/A	N/A	N/A
20:00:00	0	N/A	N/A	N/A
21:00:00	0	N/A	N/A	N/A
22:00:00	0	N/A	N/A	N/A
23:00:00	0	N/A	N/A	N/A
00:00:00	0	N/A	N/A	N/A
01:00:00	0	N/A	N/A	N/A
02:00:00	0	N/A	N/A	N/A
03:00:00	0	N/A	N/A	N/A
04:00:00	0	N/A	N/A	N/A
05:00:00	0	N/A	N/A	N/A
06:00:00	0	N/A	N/A	N/A
07:00:00	0	N/A	N/A	N/A
08:00:00	0	N/A	N/A	N/A
09:00:00	0	N/A	N/A	N/A
10:00:00	0	N/A	N/A	N/A
11:00:00	0	N/A	N/A	N/A
12:00:00	0	N/A	N/A	N/A
13:00:00	0	N/A	N/A	N/A
14:00:00	0	N/A	N/A	N/A
15:00:00	0	N/A	N/A	N/A
16:00:00	0	N/A	N/A	N/A
17:00:00	0	N/A	N/A	N/A
18:00:00	0	N/A	N/A	N/A
19:00:00	0	N/A	N/A	N/A
20:00:00	0	N/A	N/A	N/A
21:00:00	0	N/A	N/A	N/A
22:00:00	0	N/A	N/A	N/A
23:00:00	0	N/A	N/A	N/A

Summary of Violators

TBL facing A28 December 2024

from Wed-Dec-11-2024-01-00-PM to Mon-Jan-06-2025-01-59-PM

00:00:00	0	N/A	N/A	N/A
01:00:00	0	N/A	N/A	N/A
02:00:00	0	N/A	N/A	N/A
03:00:00	0	N/A	N/A	N/A
04:00:00	0	N/A	N/A	N/A
05:00:00	0	N/A	N/A	N/A
06:00:00	0	N/A	N/A	N/A
07:00:00	0	N/A	N/A	N/A
08:00:00	0	N/A	N/A	N/A
09:00:00	0	N/A	N/A	N/A
10:00:00	0	N/A	N/A	N/A
11:00:00	0	N/A	N/A	N/A
12:00:00	0	N/A	N/A	N/A
13:00:00	0	N/A	N/A	N/A
14:00:00	0	N/A	N/A	N/A
15:00:00	0	N/A	N/A	N/A
16:00:00	0	N/A	N/A	N/A
17:00:00	0	N/A	N/A	N/A
18:00:00	0	N/A	N/A	N/A
19:00:00	0	N/A	N/A	N/A
20:00:00	0	N/A	N/A	N/A
21:00:00	0	N/A	N/A	N/A
22:00:00	0	N/A	N/A	N/A
23:00:00	0	N/A	N/A	N/A
00:00:00	0	N/A	N/A	N/A
01:00:00	0	N/A	N/A	N/A
02:00:00	0	N/A	N/A	N/A
03:00:00	0	N/A	N/A	N/A
04:00:00	0	N/A	N/A	N/A
05:00:00	0	N/A	N/A	N/A
06:00:00	0	N/A	N/A	N/A
07:00:00	0	N/A	N/A	N/A
08:00:00	0	N/A	N/A	N/A
09:00:00	0	N/A	N/A	N/A
10:00:00	0	N/A	N/A	N/A
11:00:00	0	N/A	N/A	N/A
12:00:00	0	N/A	N/A	N/A
13:00:00	0	N/A	N/A	N/A
14:00:00	0	N/A	N/A	N/A
15:00:00	0	N/A	N/A	N/A
16:00:00	0	N/A	N/A	N/A
17:00:00	0	N/A	N/A	N/A
18:00:00	0	N/A	N/A	N/A
19:00:00	0	N/A	N/A	N/A
20:00:00	0	N/A	N/A	N/A
21:00:00	0	N/A	N/A	N/A
22:00:00	0	N/A	N/A	N/A
23:00:00	0	N/A	N/A	N/A
00:00:00	0	N/A	N/A	N/A

Summary of Violators

TBL facing A28 December 2024

from Wed-Dec-11-2024-01-00-PM to Mon-Jan-06-2025-01-59-PM

01:00:00	0	N/A	N/A	N/A
02:00:00	0	N/A	N/A	N/A
03:00:00	0	N/A	N/A	N/A
04:00:00	0	N/A	N/A	N/A
05:00:00	0	N/A	N/A	N/A
06:00:00	0	N/A	N/A	N/A
07:00:00	0	N/A	N/A	N/A
08:00:00	0	N/A	N/A	N/A
09:00:00	0	N/A	N/A	N/A
10:00:00	0	N/A	N/A	N/A
11:00:00	0	N/A	N/A	N/A
12:00:00	0	N/A	N/A	N/A
13:00:00	0	N/A	N/A	N/A
14:00:00	0	N/A	N/A	N/A
15:00:00	0	N/A	N/A	N/A
16:00:00	0	N/A	N/A	N/A
17:00:00	0	N/A	N/A	N/A
18:00:00	0	N/A	N/A	N/A
19:00:00	0	N/A	N/A	N/A
20:00:00	0	N/A	N/A	N/A
21:00:00	0	N/A	N/A	N/A
22:00:00	0	N/A	N/A	N/A
23:00:00	0	N/A	N/A	N/A
00:00:00	0	N/A	N/A	N/A
01:00:00	0	N/A	N/A	N/A
02:00:00	0	N/A	N/A	N/A
03:00:00	0	N/A	N/A	N/A
04:00:00	0	N/A	N/A	N/A
05:00:00	0	N/A	N/A	N/A
06:00:00	0	N/A	N/A	N/A
07:00:00	0	N/A	N/A	N/A
08:00:00	0	N/A	N/A	N/A
09:00:00	0	N/A	N/A	N/A
10:00:00	0	N/A	N/A	N/A
11:00:00	0	N/A	N/A	N/A
12:00:00	0	N/A	N/A	N/A
13:00:00	18	13.5	3	39.2
14:00:00	242	7.2	54	38.3
15:00:00	461	3.5	28	38.0
16:00:00	333	6.1	45	38.9
17:00:00	353	5.3	56	38.5
18:00:00	271	7.0	55	38.7
19:00:00	132	13.5	44	39.9
20:00:00	92	15.9	18	38.6
21:00:00	64	18.8	21	39.9
22:00:00	47	25.4	20	39.5
23:00:00	25	28.0	12	41.3
00:00:00	14	34.8	7	43.9
01:00:00	2	32.5	0	0.0

Summary of Violators
 TBL facing A28 December 2024

from Wed-Dec-11-2024-01-00-PM to Mon-Jan-06-2025-01-59-PM

02:00:00	6	18.3	1	37.5
03:00:00	1	12.5	0	0.0
04:00:00	6	29.6	3	42.5
05:00:00	23	27.5	7	40.4
06:00:00	45	23.5	15	40.5
07:00:00	156	10.3	36	38.5
08:00:00	330	5.3	43	38.2
09:00:00	258	7.3	75	38.9
10:00:00	184	9.4	59	38.3
11:00:00	196	8.4	37	38.4
12:00:00	209	8.3	49	38.5
13:00:00	200	9.6	52	39.0
14:00:00	233	8.2	54	38.7
15:00:00	389	4.6	37	38.3
16:00:00	381	5.1	33	38.6
17:00:00	354	5.7	47	38.7
18:00:00	278	6.7	57	38.9
19:00:00	154	11.7	32	40.0
20:00:00	114	13.7	28	39.1
21:00:00	70	18.6	21	39.6
22:00:00	47	25.4	19	40.9
23:00:00	23	19.1	5	38.5
00:00:00	17	29.9	7	38.9
01:00:00	6	37.5	3	44.2
02:00:00	6	19.6	0	0.0
03:00:00	6	28.3	2	37.5
04:00:00	9	23.1	3	45.8
05:00:00	25	27.0	8	38.8
06:00:00	69	16.2	21	39.6
07:00:00	138	10.9	30	38.7
08:00:00	320	5.5	50	38.4
09:00:00	250	7.3	60	39.2
10:00:00	160	10.3	46	39.2
11:00:00	202	8.5	59	38.7
12:00:00	189	8.9	52	38.7
13:00:00	200	9.3	56	38.8
14:00:00	231	7.9	55	39.0
15:00:00	407	3.8	35	38.1
16:00:00	359	5.0	58	38.3
17:00:00	359	5.4	52	38.8
18:00:00	294	6.6	54	39.0
19:00:00	193	8.7	38	38.4
20:00:00	217	7.0	21	39.9
21:00:00	268	5.6	19	39.1
22:00:00	104	11.3	18	40.3
23:00:00	407	2.1	14	39.3
00:00:00	245	1.9	3	40.8
01:00:00	11	13.9	1	37.5
02:00:00	6	35.0	4	41.3

Summary of Violators
 TBL facing A28 December 2024

from Wed-Dec-11-2024-01-00-PM to Mon-Jan-06-2025-01-59-PM

03:00:00	30	4.5	2	37.5
04:00:00	5	29.5	2	37.5
05:00:00	22	25.6	7	40.4
06:00:00	46	19.7	17	39.0
07:00:00	146	10.8	32	38.8
08:00:00	329	6.0	44	39.1
09:00:00	255	7.1	54	38.9
10:00:00	183	9.8	63	39.2
11:00:00	218	8.5	69	38.9
12:00:00	213	8.7	56	38.6
13:00:00	253	7.9	81	39.5
14:00:00	262	7.7	54	39.5
15:00:00	429	3.6	27	38.1
16:00:00	347	5.7	62	39.2
17:00:00	326	6.2	62	39.0
18:00:00	313	6.1	60	38.2
19:00:00	143	11.8	47	39.1
20:00:00	95	16.5	28	39.1
21:00:00	82	19.3	32	39.7
22:00:00	62	22.5	26	40.2
23:00:00	45	22.4	18	42.5
00:00:00	18	23.9	3	39.2
01:00:00	9	26.4	3	39.2
02:00:00	6	27.9	2	42.5
03:00:00	5	29.0	3	40.8
04:00:00	10	34.5	7	38.2
05:00:00	19	27.6	10	40.0
06:00:00	51	25.5	25	40.5
07:00:00	125	11.9	29	39.1
08:00:00	303	6.0	37	39.1
09:00:00	305	6.2	68	39.0
10:00:00	210	9.6	57	39.5
11:00:00	235	7.7	59	38.9
12:00:00	240	8.4	95	38.9
13:00:00	256	9.1	85	39.6
14:00:00	315	6.4	75	39.0
15:00:00	448	3.5	32	38.1
16:00:00	356	5.5	34	39.1
17:00:00	310	6.3	59	38.8
18:00:00	261	7.8	56	39.1
19:00:00	223	7.5	43	38.2
20:00:00	117	14.3	34	40.0
21:00:00	87	18.2	33	40.4
22:00:00	80	17.8	32	39.8
23:00:00	52	19.8	23	39.9
00:00:00	34	23.7	8	40.0
01:00:00	16	29.7	8	42.5
02:00:00	6	27.9	4	37.5
03:00:00	4	38.8	3	40.8

Summary of Violators

TBL facing A28 December 2024

from Wed-Dec-11-2024-01-00-PM to Mon-Jan-06-2025-01-59-PM

04:00:00	10	32.5	7	42.5
05:00:00	9	32.5	5	38.5
06:00:00	30	28.0	9	41.9
07:00:00	52	19.8	18	38.6
08:00:00	300	5.2	30	38.8
09:00:00	185	9.4	44	38.9
10:00:00	326	5.6	45	38.5
11:00:00	253	8.0	65	39.0
12:00:00	257	7.1	65	38.5
13:00:00	232	7.6	67	39.1
14:00:00	255	7.5	76	38.6
15:00:00	211	8.1	59	38.3
16:00:00	192	9.2	55	38.7
17:00:00	176	8.6	45	38.5
18:00:00	194	9.7	44	39.8
19:00:00	141	12.3	48	38.8
20:00:00	115	12.9	27	38.6
21:00:00	72	18.3	19	41.2
22:00:00	59	19.4	13	38.3
23:00:00	40	21.3	9	40.3
00:00:00	28	25.4	11	40.2
01:00:00	16	23.4	3	37.5
02:00:00	9	32.8	4	43.8
03:00:00	4	35.0	1	47.5
04:00:00	10	28.0	8	38.8
05:00:00	4	30.0	1	37.5
06:00:00	19	30.9	8	40.6
07:00:00	32	27.4	10	40.5
08:00:00	62	16.0	20	38.8
09:00:00	109	15.2	45	38.9
10:00:00	174	10.6	68	39.2
11:00:00	214	8.8	70	38.9
12:00:00	240	7.8	69	38.9
13:00:00	195	9.2	73	39.1
14:00:00	196	10.3	70	39.8
15:00:00	219	9.3	63	39.2
16:00:00	182	9.2	45	38.8
17:00:00	156	10.8	40	38.8
18:00:00	130	12.5	32	40.6
19:00:00	107	15.2	33	41.1
20:00:00	99	15.1	31	39.6
21:00:00	80	15.6	22	38.9
22:00:00	65	20.5	30	40.3
23:00:00	19	32.8	9	43.1
00:00:00	9	34.2	3	42.5
01:00:00	9	39.7	6	43.3
02:00:00	4	23.8	1	37.5
03:00:00	2	37.5	1	42.5
04:00:00	7	31.8	2	40.0

Summary of Violators
 TBL facing A28 December 2024

from Wed-Dec-11-2024-01-00-PM to Mon-Jan-06-2025-01-59-PM

05:00:00	16	26.3	3	39.2
06:00:00	43	23.1	14	40.4
07:00:00	80	17.2	24	39.6
08:00:00	145	10.7	44	39.3
09:00:00	200	8.7	57	38.7
10:00:00	237	8.8	81	39.0
11:00:00	291	7.5	70	39.0
12:00:00	283	7.8	72	39.2
13:00:00	277	7.6	67	39.7
14:00:00	268	7.3	74	39.1
15:00:00	277	7.2	72	38.8
16:00:00	245	7.3	52	39.1
17:00:00	292	7.2	47	39.4
18:00:00	214	8.8	50	38.8
19:00:00	177	10.6	40	39.3
20:00:00	123	13.6	34	40.0
21:00:00	98	15.6	31	40.1
22:00:00	61	18.8	26	39.4
23:00:00	34	22.9	8	39.4
00:00:00	13	28.8	4	40.0
01:00:00	7	41.1	5	46.5
02:00:00	4	33.8	2	37.5
03:00:00	3	34.2	1	37.5
04:00:00	5	22.0	0	0.0
05:00:00	18	29.0	5	39.5
06:00:00	31	26.0	16	38.8
07:00:00	76	19.7	22	39.5
08:00:00	123	12.3	31	39.8
09:00:00	167	10.8	45	38.8
10:00:00	207	9.0	61	38.9
11:00:00	266	7.7	67	39.2
12:00:00	269	7.2	82	38.6
13:00:00	255	8.3	73	39.5
14:00:00	280	7.7	81	39.2
15:00:00	237	8.4	52	39.1
16:00:00	229	7.2	36	38.9
17:00:00	173	10.9	51	39.7
18:00:00	161	11.4	44	39.8
19:00:00	123	13.2	31	40.9
20:00:00	110	13.0	30	39.0
21:00:00	75	17.2	23	39.9
22:00:00	42	27.3	17	41.6
23:00:00	36	23.4	8	41.9
00:00:00	23	28.7	9	40.8
01:00:00	8	27.2	1	37.5
02:00:00	4	31.3	1	37.5
03:00:00	3	27.5	1	37.5
04:00:00	2	35.0	1	37.5
05:00:00	4	23.8	0	0.0

Summary of Violators
TBL facing A28 December 2024

from Wed-Dec-11-2024-01-00-PM to Mon-Jan-06-2025-01-59-PM

06:00:00	9	34.7	6	38.3
07:00:00	17	29.3	6	39.2
08:00:00	45	21.1	22	39.8
09:00:00	57	22.1	30	38.5
10:00:00	100	14.8	43	39.2
11:00:00	130	12.5	43	39.0
12:00:00	153	11.2	47	38.9
13:00:00	108	14.0	45	39.1
14:00:00	71	16.5	25	39.7
15:00:00	76	18.9	26	40.0
16:00:00	82	17.2	18	40.6
17:00:00	79	16.7	29	39.4
18:00:00	79	16.6	25	38.5
19:00:00	70	16.6	27	38.8
20:00:00	92	15.2	34	40.3
21:00:00	56	20.0	20	39.8
22:00:00	48	19.0	13	39.0
23:00:00	39	21.2	12	41.3
00:00:00	7	28.9	0	0.0
01:00:00	7	36.8	4	41.3
02:00:00	5	31.5	0	0.0
03:00:00	0	N/A	N/A	N/A
04:00:00	1	22.5	0	0.0
05:00:00	4	30.0	2	37.5
06:00:00	9	34.2	4	41.3
07:00:00	31	20.2	6	39.2
08:00:00	40	24.8	16	41.3
09:00:00	73	20.5	30	39.0
10:00:00	101	15.3	38	39.3
11:00:00	162	10.8	52	39.1
12:00:00	188	9.6	51	38.9
13:00:00	144	11.4	53	38.9
14:00:00	143	10.5	39	38.7
15:00:00	148	11.8	47	40.1
16:00:00	103	13.8	37	38.9
17:00:00	119	13.2	43	39.6
18:00:00	106	16.8	35	39.5
19:00:00	106	13.8	33	38.7
20:00:00	88	15.8	27	39.4
21:00:00	74	20.8	29	40.4
22:00:00	35	23.5	12	39.6
23:00:00	30	27.8	11	41.1
00:00:00	11	30.7	2	37.5
01:00:00	12	20.2	1	42.5
02:00:00	6	36.7	2	45.0
03:00:00	2	37.5	1	62.5
04:00:00	1	42.5	1	42.5
05:00:00	10	25.5	2	42.5
06:00:00	17	26.9	4	40.0

Summary of Violators
 TBL facing A28 December 2024

from Wed-Dec-11-2024-01-00-PM to Mon-Jan-06-2025-01-59-PM

07:00:00	58	17.4	17	38.7
08:00:00	97	17.1	27	40.5
09:00:00	117	12.5	41	39.2
10:00:00	158	10.2	45	39.3
11:00:00	186	10.6	51	39.5
12:00:00	238	8.0	63	38.6
13:00:00	199	9.8	59	39.2
14:00:00	217	8.1	60	39.3
15:00:00	179	9.7	50	39.2
16:00:00	179	9.1	65	38.7
17:00:00	172	11.1	43	39.8
18:00:00	138	10.9	33	39.2
19:00:00	111	13.6	32	39.4
20:00:00	93	16.9	38	39.6
21:00:00	58	20.7	22	40.5
22:00:00	52	22.2	17	39.6
23:00:00	42	24.8	16	40.3
00:00:00	17	28.5	7	39.6
01:00:00	7	36.8	4	40.0
02:00:00	4	35.0	3	42.5
03:00:00	7	29.3	3	39.2
04:00:00	1	27.5	0	0.0
05:00:00	8	32.5	2	40.0
06:00:00	27	22.4	8	38.8
07:00:00	35	22.1	15	39.8
08:00:00	79	16.4	34	39.1
09:00:00	112	12.3	22	38.6
10:00:00	155	10.2	40	39.3
11:00:00	172	10.2	52	38.7
12:00:00	190	9.8	59	39.0
13:00:00	184	9.8	70	39.3
14:00:00	200	9.2	58	39.1
15:00:00	166	10.1	50	38.7
16:00:00	161	10.9	36	39.2
17:00:00	145	12.7	43	39.8
18:00:00	127	12.4	44	38.6
19:00:00	105	15.6	31	39.6
20:00:00	98	14.5	30	39.2
21:00:00	59	20.1	21	39.4
22:00:00	52	24.2	22	40.7
23:00:00	34	22.9	12	42.5
00:00:00	24	28.3	11	40.7
01:00:00	7	35.4	3	44.2
02:00:00	3	27.5	1	37.5
03:00:00	4	35.0	2	40.0
04:00:00	5	34.5	2	45.0
05:00:00	5	23.5	0	0.0
06:00:00	12	36.7	7	40.4
07:00:00	25	21.2	6	40.0

Summary of Violators
TBL facing A28 December 2024

from Wed-Dec-11-2024-01-00-PM to Mon-Jan-06-2025-01-59-PM

08:00:00	43	22.6	14	39.3
09:00:00	72	17.4	20	39.3
10:00:00	137	11.3	34	39.3
11:00:00	172	10.3	46	38.4
12:00:00	211	8.6	47	39.1
13:00:00	190	9.4	51	39.4
14:00:00	168	10.7	58	38.9
15:00:00	170	10.5	47	39.1
16:00:00	148	11.3	50	38.9
17:00:00	140	13.7	37	40.5
18:00:00	41	14.8	8	40.6
19:00:00	0	N/A	N/A	N/A
20:00:00	0	N/A	N/A	N/A
21:00:00	0	N/A	N/A	N/A
22:00:00	0	N/A	N/A	N/A
23:00:00	0	N/A	N/A	N/A
00:00:00	0	N/A	N/A	N/A
01:00:00	0	N/A	N/A	N/A
02:00:00	0	N/A	N/A	N/A
03:00:00	0	N/A	N/A	N/A
04:00:00	0	N/A	N/A	N/A
05:00:00	0	N/A	N/A	N/A
06:00:00	0	N/A	N/A	N/A
07:00:00	0	N/A	N/A	N/A
08:00:00	0	N/A	N/A	N/A
09:00:00	0	N/A	N/A	N/A
10:00:00	0	N/A	N/A	N/A
11:00:00	0	N/A	N/A	N/A
12:00:00	0	N/A	N/A	N/A
13:00:00	0	N/A	N/A	N/A
14:00:00	0	N/A	N/A	N/A
15:00:00	0	N/A	N/A	N/A
16:00:00	0	N/A	N/A	N/A
17:00:00	0	N/A	N/A	N/A
18:00:00	0	N/A	N/A	N/A
19:00:00	0	N/A	N/A	N/A
20:00:00	0	N/A	N/A	N/A
21:00:00	0	N/A	N/A	N/A
22:00:00	0	N/A	N/A	N/A
23:00:00	0	N/A	N/A	N/A
00:00:00	0	N/A	N/A	N/A
01:00:00	0	N/A	N/A	N/A
02:00:00	0	N/A	N/A	N/A
03:00:00	0	N/A	N/A	N/A
04:00:00	0	N/A	N/A	N/A
05:00:00	0	N/A	N/A	N/A
06:00:00	0	N/A	N/A	N/A
07:00:00	0	N/A	N/A	N/A
08:00:00	0	N/A	N/A	N/A

Summary of Violators

TBL facing A28 December 2024

from Wed-Dec-11-2024-01-00-PM to Mon-Jan-06-2025-01-59-PM

09:00:00	0	N/A	N/A	N/A
10:00:00	0	N/A	N/A	N/A
11:00:00	0	N/A	N/A	N/A
12:00:00	0	N/A	N/A	N/A
13:00:00	0	N/A	N/A	N/A
14:00:00	0	N/A	N/A	N/A
15:00:00	0	N/A	N/A	N/A
16:00:00	0	N/A	N/A	N/A
17:00:00	0	N/A	N/A	N/A
18:00:00	0	N/A	N/A	N/A
19:00:00	0	N/A	N/A	N/A
20:00:00	0	N/A	N/A	N/A
21:00:00	0	N/A	N/A	N/A
22:00:00	0	N/A	N/A	N/A
23:00:00	0	N/A	N/A	N/A
00:00:00	0	N/A	N/A	N/A
01:00:00	0	N/A	N/A	N/A
02:00:00	0	N/A	N/A	N/A
03:00:00	0	N/A	N/A	N/A
04:00:00	0	N/A	N/A	N/A
05:00:00	0	N/A	N/A	N/A
06:00:00	0	N/A	N/A	N/A
07:00:00	0	N/A	N/A	N/A
08:00:00	0	N/A	N/A	N/A
09:00:00	0	N/A	N/A	N/A
10:00:00	0	N/A	N/A	N/A
11:00:00	0	N/A	N/A	N/A
12:00:00	0	N/A	N/A	N/A
13:00:00	0	N/A	N/A	N/A
14:00:00	0	N/A	N/A	N/A
15:00:00	0	N/A	N/A	N/A
16:00:00	0	N/A	N/A	N/A
17:00:00	0	N/A	N/A	N/A
18:00:00	0	N/A	N/A	N/A
19:00:00	0	N/A	N/A	N/A
20:00:00	0	N/A	N/A	N/A
21:00:00	0	N/A	N/A	N/A
22:00:00	0	N/A	N/A	N/A
23:00:00	0	N/A	N/A	N/A
00:00:00	0	N/A	N/A	N/A
01:00:00	0	N/A	N/A	N/A
02:00:00	0	N/A	N/A	N/A
03:00:00	0	N/A	N/A	N/A
04:00:00	0	N/A	N/A	N/A
05:00:00	0	N/A	N/A	N/A
06:00:00	0	N/A	N/A	N/A
07:00:00	0	N/A	N/A	N/A
08:00:00	0	N/A	N/A	N/A
09:00:00	0	N/A	N/A	N/A

Summary of Violators

TBL facing A28 December 2024

from Wed-Dec-11-2024-01-00-PM to Mon-Jan-06-2025-01-59-PM

10:00:00	0	N/A	N/A	N/A
11:00:00	0	N/A	N/A	N/A
12:00:00	0	N/A	N/A	N/A
13:00:00	0	N/A	N/A	N/A
14:00:00	0	N/A	N/A	N/A
15:00:00	0	N/A	N/A	N/A
16:00:00	0	N/A	N/A	N/A
17:00:00	0	N/A	N/A	N/A
18:00:00	0	N/A	N/A	N/A
19:00:00	0	N/A	N/A	N/A
20:00:00	0	N/A	N/A	N/A
21:00:00	0	N/A	N/A	N/A
22:00:00	0	N/A	N/A	N/A
23:00:00	0	N/A	N/A	N/A
00:00:00	0	N/A	N/A	N/A
01:00:00	0	N/A	N/A	N/A
02:00:00	0	N/A	N/A	N/A
03:00:00	0	N/A	N/A	N/A
04:00:00	0	N/A	N/A	N/A
05:00:00	0	N/A	N/A	N/A
06:00:00	0	N/A	N/A	N/A
07:00:00	0	N/A	N/A	N/A
08:00:00	0	N/A	N/A	N/A
09:00:00	0	N/A	N/A	N/A
10:00:00	0	N/A	N/A	N/A
11:00:00	0	N/A	N/A	N/A
12:00:00	0	N/A	N/A	N/A
13:00:00	0	N/A	N/A	N/A
14:00:00	0	N/A	N/A	N/A
15:00:00	0	N/A	N/A	N/A
16:00:00	0	N/A	N/A	N/A
17:00:00	0	N/A	N/A	N/A
18:00:00	0	N/A	N/A	N/A
19:00:00	0	N/A	N/A	N/A
20:00:00	0	N/A	N/A	N/A
21:00:00	0	N/A	N/A	N/A
22:00:00	0	N/A	N/A	N/A
23:00:00	0	N/A	N/A	N/A
00:00:00	0	N/A	N/A	N/A
01:00:00	0	N/A	N/A	N/A
02:00:00	0	N/A	N/A	N/A
03:00:00	0	N/A	N/A	N/A
04:00:00	0	N/A	N/A	N/A
05:00:00	0	N/A	N/A	N/A
06:00:00	0	N/A	N/A	N/A
07:00:00	0	N/A	N/A	N/A
08:00:00	0	N/A	N/A	N/A
09:00:00	0	N/A	N/A	N/A
10:00:00	0	N/A	N/A	N/A

Summary of Violators

TBL facing A28 December 2024

from Wed-Dec-11-2024-01-00-PM to Mon-Jan-06-2025-01-59-PM

11:00:00	0	N/A	N/A	N/A
12:00:00	0	N/A	N/A	N/A
13:00:00	0	N/A	N/A	N/A
14:00:00	0	N/A	N/A	N/A
15:00:00	0	N/A	N/A	N/A
16:00:00	0	N/A	N/A	N/A
17:00:00	0	N/A	N/A	N/A
18:00:00	0	N/A	N/A	N/A
19:00:00	0	N/A	N/A	N/A
20:00:00	0	N/A	N/A	N/A
21:00:00	0	N/A	N/A	N/A
22:00:00	0	N/A	N/A	N/A
23:00:00	0	N/A	N/A	N/A
00:00:00	0	N/A	N/A	N/A
01:00:00	0	N/A	N/A	N/A
02:00:00	0	N/A	N/A	N/A
03:00:00	0	N/A	N/A	N/A
04:00:00	0	N/A	N/A	N/A
05:00:00	0	N/A	N/A	N/A
06:00:00	0	N/A	N/A	N/A
07:00:00	0	N/A	N/A	N/A
08:00:00	0	N/A	N/A	N/A
09:00:00	0	N/A	N/A	N/A
10:00:00	0	N/A	N/A	N/A
11:00:00	0	N/A	N/A	N/A
12:00:00	0	N/A	N/A	N/A
13:00:00	0	N/A	N/A	N/A
14:00:00	0	N/A	N/A	N/A
15:00:00	0	N/A	N/A	N/A
16:00:00	0	N/A	N/A	N/A
17:00:00	0	N/A	N/A	N/A
18:00:00	0	N/A	N/A	N/A
19:00:00	0	N/A	N/A	N/A
20:00:00	0	N/A	N/A	N/A
21:00:00	0	N/A	N/A	N/A
22:00:00	0	N/A	N/A	N/A
23:00:00	0	N/A	N/A	N/A

Incoming Histogram

TBL facing A28 December 2024

from Wed-Dec-11-2024-01-00-PM to Mon-Jan-06-2025-01-59-PM

Date	Starting Hr:min	<15	15 to <20	20 to <25	25 to <30	30 to <35	35 to <40	40 to <45	45 to <50	50 to <55	55 to <60	60 to <65	65 to <70	70 to <75	75 to <80	80 to <85	85 to <90	90 to <95	95 to <100	100 to >105	Total Counts	Avg Speed (MPH)	85pct Speed	10MPH Pace	% in pace	# of Speeders	% Speeders
11/12/2024	00:00	*	*	*	*	*	*	*	*	*	*	*	*	*	*	*	*	*	*	*	*	*	*	*	*	*	*
11/12/2024	01:00	*	*	*	*	*	*	*	*	*	*	*	*	*	*	*	*	*	*	*	*	*	*	*	*	*	*
11/12/2024	02:00	*	*	*	*	*	*	*	*	*	*	*	*	*	*	*	*	*	*	*	*	*	*	*	*	*	*
11/12/2024	03:00	*	*	*	*	*	*	*	*	*	*	*	*	*	*	*	*	*	*	*	*	*	*	*	*	*	*
11/12/2024	04:00	*	*	*	*	*	*	*	*	*	*	*	*	*	*	*	*	*	*	*	*	*	*	*	*	*	*
11/12/2024	05:00	*	*	*	*	*	*	*	*	*	*	*	*	*	*	*	*	*	*	*	*	*	*	*	*	*	*
11/12/2024	06:00	*	*	*	*	*	*	*	*	*	*	*	*	*	*	*	*	*	*	*	*	*	*	*	*	*	*
11/12/2024	07:00	*	*	*	*	*	*	*	*	*	*	*	*	*	*	*	*	*	*	*	*	*	*	*	*	*	*
11/12/2024	08:00	*	*	*	*	*	*	*	*	*	*	*	*	*	*	*	*	*	*	*	*	*	*	*	*	*	*
11/12/2024	09:00	*	*	*	*	*	*	*	*	*	*	*	*	*	*	*	*	*	*	*	*	*	*	*	*	*	*
11/12/2024	10:00	*	*	*	*	*	*	*	*	*	*	*	*	*	*	*	*	*	*	*	*	*	*	*	*	*	*
11/12/2024	11:00	*	*	*	*	*	*	*	*	*	*	*	*	*	*	*	*	*	*	*	*	*	*	*	*	*	*
11/12/2024	12:00	*	*	*	*	*	*	*	*	*	*	*	*	*	*	*	*	*	*	*	*	*	*	*	*	*	*
11/12/2024	13:00	0	0	0	0	0	0	0	0	0	0	0	0	0	0	0	0	0	0	0	0	0	0	0	*	*	*
11/12/2024	14:00	0	0	0	0	0	0	0	0	0	0	0	0	0	0	0	0	0	0	0	0	0	0	0	*	*	*
11/12/2024	15:00	0	0	0	0	0	0	0	0	0	0	0	0	0	0	0	0	0	0	0	0	0	0	0	*	*	*
11/12/2024	16:00	0	0	0	0	0	0	0	0	0	0	0	0	0	0	0	0	0	0	0	0	0	0	0	*	*	*
11/12/2024	17:00	0	0	0	0	0	0	0	0	0	0	0	0	0	0	0	0	0	0	0	0	0	0	0	*	*	*
11/12/2024	18:00	0	0	0	0	0	0	0	0	0	0	0	0	0	0	0	0	0	0	0	0	0	0	0	*	*	*
11/12/2024	19:00	0	0	0	0	0	0	0	0	0	0	0	0	0	0	0	0	0	0	0	0	0	0	0	*	*	*
11/12/2024	20:00	0	0	0	0	0	0	0	0	0	0	0	0	0	0	0	0	0	0	0	0	0	0	0	*	*	*
11/12/2024	21:00	0	0	0	0	0	0	0	0	0	0	0	0	0	0	0	0	0	0	0	0	0	0	0	*	*	*
11/12/2024	22:00	0	0	0	0	0	0	0	0	0	0	0	0	0	0	0	0	0	0	0	0	0	0	0	*	*	*
11/12/2024	23:00	0	0	0	0	0	0	0	0	0	0	0	0	0	0	0	0	0	0	0	0	0	0	0	*	*	*
24 Hr Summary		0	0	0	0	0	0	0	0	0	0	0	0	0	0	0	0	0	0	0	0	0	0	0	*	*	*

Incoming Histogram

TBL facing A28 December 2024

from Wed-Dec-11-2024-01-00-PM to Mon-Jan-06-2025-01-59-PM

Date	Starting Hr:min	<15	15 to <20	20 to <25	25 to <30	30 to <35	35 to <40	40 to <45	45 to <50	50 to <55	55 to <60	60 to <65	65 to <70	70 to <75	75 to <80	80 to <85	85 to <90	90 to <95	95 to <100	100 to >105	Total Counts	Avg Speed (MPH)	85pct Speed	10MPH Pace	% in pace	# of Speeders	% Speeders		
12/12/2024	00:00	0	0	0	0	0	0	0	0	0	0	0	0	0	0	0	0	0	0	0	0	0	0	0	*	*	*	*	
12/12/2024	01:00	0	0	0	0	0	0	0	0	0	0	0	0	0	0	0	0	0	0	0	0	0	0	0	*	*	*	*	
12/12/2024	02:00	0	0	0	0	0	0	0	0	0	0	0	0	0	0	0	0	0	0	0	0	0	0	0	*	*	*	*	
12/12/2024	03:00	0	0	0	0	0	0	0	0	0	0	0	0	0	0	0	0	0	0	0	0	0	0	0	*	*	*	*	
12/12/2024	04:00	*	*	*	*	*	*	*	*	*	*	*	*	*	*	*	*	*	*	*	*	*	*	*	*	*	*	*	*
12/12/2024	05:00	*	*	*	*	*	*	*	*	*	*	*	*	*	*	*	*	*	*	*	*	*	*	*	*	*	*	*	*
12/12/2024	06:00	*	*	*	*	*	*	*	*	*	*	*	*	*	*	*	*	*	*	*	*	*	*	*	*	*	*	*	*
12/12/2024	07:00	*	*	*	*	*	*	*	*	*	*	*	*	*	*	*	*	*	*	*	*	*	*	*	*	*	*	*	*
12/12/2024	08:00	*	*	*	*	*	*	*	*	*	*	*	*	*	*	*	*	*	*	*	*	*	*	*	*	*	*	*	*
12/12/2024	09:00	*	*	*	*	*	*	*	*	*	*	*	*	*	*	*	*	*	*	*	*	*	*	*	*	*	*	*	*
12/12/2024	10:00	*	*	*	*	*	*	*	*	*	*	*	*	*	*	*	*	*	*	*	*	*	*	*	*	*	*	*	*
12/12/2024	11:00	*	*	*	*	*	*	*	*	*	*	*	*	*	*	*	*	*	*	*	*	*	*	*	*	*	*	*	*
12/12/2024	12:00	*	*	*	*	*	*	*	*	*	*	*	*	*	*	*	*	*	*	*	*	*	*	*	*	*	*	*	*
12/12/2024	13:00	*	*	*	*	*	*	*	*	*	*	*	*	*	*	*	*	*	*	*	*	*	*	*	*	*	*	*	*
12/12/2024	14:00	*	*	*	*	*	*	*	*	*	*	*	*	*	*	*	*	*	*	*	*	*	*	*	*	*	*	*	*
12/12/2024	15:00	*	*	*	*	*	*	*	*	*	*	*	*	*	*	*	*	*	*	*	*	*	*	*	*	*	*	*	*
12/12/2024	16:00	*	*	*	*	*	*	*	*	*	*	*	*	*	*	*	*	*	*	*	*	*	*	*	*	*	*	*	*
12/12/2024	17:00	*	*	*	*	*	*	*	*	*	*	*	*	*	*	*	*	*	*	*	*	*	*	*	*	*	*	*	*
12/12/2024	18:00	*	*	*	*	*	*	*	*	*	*	*	*	*	*	*	*	*	*	*	*	*	*	*	*	*	*	*	*
12/12/2024	19:00	*	*	*	*	*	*	*	*	*	*	*	*	*	*	*	*	*	*	*	*	*	*	*	*	*	*	*	*
12/12/2024	20:00	*	*	*	*	*	*	*	*	*	*	*	*	*	*	*	*	*	*	*	*	*	*	*	*	*	*	*	*
12/12/2024	21:00	*	*	*	*	*	*	*	*	*	*	*	*	*	*	*	*	*	*	*	*	*	*	*	*	*	*	*	*
12/12/2024	22:00	*	*	*	*	*	*	*	*	*	*	*	*	*	*	*	*	*	*	*	*	*	*	*	*	*	*	*	*
12/12/2024	23:00	*	*	*	*	*	*	*	*	*	*	*	*	*	*	*	*	*	*	*	*	*	*	*	*	*	*	*	*
24 Hr Summary		0	0	0	0	0	0	0	0	0	0	0	0	0	0	0	0	0	0	0	0	0	0	0	*	*	*	*	

Incoming Histogram

TBL facing A28 December 2024

from Wed-Dec-11-2024-01-00-PM to Mon-Jan-06-2025-01-59-PM

Date	Starting Hr:min	<15	15 to <20	20 to <25	25 to <30	30 to <35	35 to <40	40 to <45	45 to <50	50 to <55	55 to <60	60 to <65	65 to <70	70 to <75	75 to <80	80 to <85	85 to <90	90 to <95	95 to <100	100 to >105	Total Counts	Avg Speed (MPH)	85pct Speed	10MPH Pace	% in pace	# of Speeders	% Speeders
13/12/2024	00:00	*	*	*	*	*	*	*	*	*	*	*	*	*	*	*	*	*	*	*	*	*	*	*	*	*	*
13/12/2024	01:00	*	*	*	*	*	*	*	*	*	*	*	*	*	*	*	*	*	*	*	*	*	*	*	*	*	*
13/12/2024	02:00	*	*	*	*	*	*	*	*	*	*	*	*	*	*	*	*	*	*	*	*	*	*	*	*	*	*
13/12/2024	03:00	*	*	*	*	*	*	*	*	*	*	*	*	*	*	*	*	*	*	*	*	*	*	*	*	*	*
13/12/2024	04:00	*	*	*	*	*	*	*	*	*	*	*	*	*	*	*	*	*	*	*	*	*	*	*	*	*	*
13/12/2024	05:00	*	*	*	*	*	*	*	*	*	*	*	*	*	*	*	*	*	*	*	*	*	*	*	*	*	*
13/12/2024	06:00	*	*	*	*	*	*	*	*	*	*	*	*	*	*	*	*	*	*	*	*	*	*	*	*	*	*
13/12/2024	07:00	*	*	*	*	*	*	*	*	*	*	*	*	*	*	*	*	*	*	*	*	*	*	*	*	*	*
13/12/2024	08:00	*	*	*	*	*	*	*	*	*	*	*	*	*	*	*	*	*	*	*	*	*	*	*	*	*	*
13/12/2024	09:00	*	*	*	*	*	*	*	*	*	*	*	*	*	*	*	*	*	*	*	*	*	*	*	*	*	*
13/12/2024	10:00	*	*	*	*	*	*	*	*	*	*	*	*	*	*	*	*	*	*	*	*	*	*	*	*	*	*
13/12/2024	11:00	*	*	*	*	*	*	*	*	*	*	*	*	*	*	*	*	*	*	*	*	*	*	*	*	*	*
13/12/2024	12:00	*	*	*	*	*	*	*	*	*	*	*	*	*	*	*	*	*	*	*	*	*	*	*	*	*	*
13/12/2024	13:00	*	*	*	*	*	*	*	*	*	*	*	*	*	*	*	*	*	*	*	*	*	*	*	*	*	*
13/12/2024	14:00	*	*	*	*	*	*	*	*	*	*	*	*	*	*	*	*	*	*	*	*	*	*	*	*	*	*
13/12/2024	15:00	*	*	*	*	*	*	*	*	*	*	*	*	*	*	*	*	*	*	*	*	*	*	*	*	*	*
13/12/2024	16:00	*	*	*	*	*	*	*	*	*	*	*	*	*	*	*	*	*	*	*	*	*	*	*	*	*	*
13/12/2024	17:00	*	*	*	*	*	*	*	*	*	*	*	*	*	*	*	*	*	*	*	*	*	*	*	*	*	*
13/12/2024	18:00	*	*	*	*	*	*	*	*	*	*	*	*	*	*	*	*	*	*	*	*	*	*	*	*	*	*
13/12/2024	19:00	*	*	*	*	*	*	*	*	*	*	*	*	*	*	*	*	*	*	*	*	*	*	*	*	*	*
13/12/2024	20:00	*	*	*	*	*	*	*	*	*	*	*	*	*	*	*	*	*	*	*	*	*	*	*	*	*	*
13/12/2024	21:00	*	*	*	*	*	*	*	*	*	*	*	*	*	*	*	*	*	*	*	*	*	*	*	*	*	*
13/12/2024	22:00	*	*	*	*	*	*	*	*	*	*	*	*	*	*	*	*	*	*	*	*	*	*	*	*	*	*
13/12/2024	23:00	*	*	*	*	*	*	*	*	*	*	*	*	*	*	*	*	*	*	*	*	*	*	*	*	*	*
24 Hr Summary		0	0	0	0	0	0	0	0	0	0	0	0	0	0	0	0	0	0	0	0	0	0	0	*	*	*

Incoming Histogram

TBL facing A28 December 2024

from Wed-Dec-11-2024-01-00-PM to Mon-Jan-06-2025-01-59-PM

Date	Starting Hr:min	<15	15 to <20	20 to <25	25 to <30	30 to <35	35 to <40	40 to <45	45 to <50	50 to <55	55 to <60	60 to <65	65 to <70	70 to <75	75 to <80	80 to <85	85 to <90	90 to <95	95 to <100	100 to >105	Total Counts	Avg Speed (MPH)	85pet Speed	10MPH Pace	% in pace	# of Speeders	% Speeders
14/12/2024	00:00	*	*	*	*	*	*	*	*	*	*	*	*	*	*	*	*	*	*	*	*	*	*	*	*	*	*
14/12/2024	01:00	*	*	*	*	*	*	*	*	*	*	*	*	*	*	*	*	*	*	*	*	*	*	*	*	*	*
14/12/2024	02:00	*	*	*	*	*	*	*	*	*	*	*	*	*	*	*	*	*	*	*	*	*	*	*	*	*	*
14/12/2024	03:00	*	*	*	*	*	*	*	*	*	*	*	*	*	*	*	*	*	*	*	*	*	*	*	*	*	*
14/12/2024	04:00	*	*	*	*	*	*	*	*	*	*	*	*	*	*	*	*	*	*	*	*	*	*	*	*	*	*
14/12/2024	05:00	*	*	*	*	*	*	*	*	*	*	*	*	*	*	*	*	*	*	*	*	*	*	*	*	*	*
14/12/2024	06:00	*	*	*	*	*	*	*	*	*	*	*	*	*	*	*	*	*	*	*	*	*	*	*	*	*	*
14/12/2024	07:00	*	*	*	*	*	*	*	*	*	*	*	*	*	*	*	*	*	*	*	*	*	*	*	*	*	*
14/12/2024	08:00	*	*	*	*	*	*	*	*	*	*	*	*	*	*	*	*	*	*	*	*	*	*	*	*	*	*
14/12/2024	09:00	*	*	*	*	*	*	*	*	*	*	*	*	*	*	*	*	*	*	*	*	*	*	*	*	*	*
14/12/2024	10:00	*	*	*	*	*	*	*	*	*	*	*	*	*	*	*	*	*	*	*	*	*	*	*	*	*	*
14/12/2024	11:00	*	*	*	*	*	*	*	*	*	*	*	*	*	*	*	*	*	*	*	*	*	*	*	*	*	*
14/12/2024	12:00	*	*	*	*	*	*	*	*	*	*	*	*	*	*	*	*	*	*	*	*	*	*	*	*	*	*
14/12/2024	13:00	*	*	*	*	*	*	*	*	*	*	*	*	*	*	*	*	*	*	*	*	*	*	*	*	*	*
14/12/2024	14:00	*	*	*	*	*	*	*	*	*	*	*	*	*	*	*	*	*	*	*	*	*	*	*	*	*	*
14/12/2024	15:00	*	*	*	*	*	*	*	*	*	*	*	*	*	*	*	*	*	*	*	*	*	*	*	*	*	*
14/12/2024	16:00	*	*	*	*	*	*	*	*	*	*	*	*	*	*	*	*	*	*	*	*	*	*	*	*	*	*
14/12/2024	17:00	*	*	*	*	*	*	*	*	*	*	*	*	*	*	*	*	*	*	*	*	*	*	*	*	*	*
14/12/2024	18:00	*	*	*	*	*	*	*	*	*	*	*	*	*	*	*	*	*	*	*	*	*	*	*	*	*	*
14/12/2024	19:00	*	*	*	*	*	*	*	*	*	*	*	*	*	*	*	*	*	*	*	*	*	*	*	*	*	*
14/12/2024	20:00	*	*	*	*	*	*	*	*	*	*	*	*	*	*	*	*	*	*	*	*	*	*	*	*	*	*
14/12/2024	21:00	*	*	*	*	*	*	*	*	*	*	*	*	*	*	*	*	*	*	*	*	*	*	*	*	*	*
14/12/2024	22:00	*	*	*	*	*	*	*	*	*	*	*	*	*	*	*	*	*	*	*	*	*	*	*	*	*	*
14/12/2024	23:00	*	*	*	*	*	*	*	*	*	*	*	*	*	*	*	*	*	*	*	*	*	*	*	*	*	*
24 Hr Summary		0	0	0	0	0	0	0	0	0	0	0	0	0	0	0	0	0	0	0	0	0	0	0	*	*	*

Incoming Histogram

TBL facing A28 December 2024

from Wed-Dec-11-2024-01-00-PM to Mon-Jan-06-2025-01-59-PM

Date	Starting Hr:min	<15	15 to <20	20 to <25	25 to <30	30 to <35	35 to <40	40 to <45	45 to <50	50 to <55	55 to <60	60 to <65	65 to <70	70 to <75	75 to <80	80 to <85	85 to <90	90 to <95	95 to <100	100 to >105	Total Counts	Avg Speed (MPH)	85pct Speed	10MPH Pace	% in pace	# of Speeders	% Speeders
15/12/2024	00:00	*	*	*	*	*	*	*	*	*	*	*	*	*	*	*	*	*	*	*	*	*	*	*	*	*	*
15/12/2024	01:00	*	*	*	*	*	*	*	*	*	*	*	*	*	*	*	*	*	*	*	*	*	*	*	*	*	*
15/12/2024	02:00	*	*	*	*	*	*	*	*	*	*	*	*	*	*	*	*	*	*	*	*	*	*	*	*	*	*
15/12/2024	03:00	*	*	*	*	*	*	*	*	*	*	*	*	*	*	*	*	*	*	*	*	*	*	*	*	*	*
15/12/2024	04:00	*	*	*	*	*	*	*	*	*	*	*	*	*	*	*	*	*	*	*	*	*	*	*	*	*	*
15/12/2024	05:00	*	*	*	*	*	*	*	*	*	*	*	*	*	*	*	*	*	*	*	*	*	*	*	*	*	*
15/12/2024	06:00	*	*	*	*	*	*	*	*	*	*	*	*	*	*	*	*	*	*	*	*	*	*	*	*	*	*
15/12/2024	07:00	*	*	*	*	*	*	*	*	*	*	*	*	*	*	*	*	*	*	*	*	*	*	*	*	*	*
15/12/2024	08:00	*	*	*	*	*	*	*	*	*	*	*	*	*	*	*	*	*	*	*	*	*	*	*	*	*	*
15/12/2024	09:00	*	*	*	*	*	*	*	*	*	*	*	*	*	*	*	*	*	*	*	*	*	*	*	*	*	*
15/12/2024	10:00	*	*	*	*	*	*	*	*	*	*	*	*	*	*	*	*	*	*	*	*	*	*	*	*	*	*
15/12/2024	11:00	*	*	*	*	*	*	*	*	*	*	*	*	*	*	*	*	*	*	*	*	*	*	*	*	*	*
15/12/2024	12:00	*	*	*	*	*	*	*	*	*	*	*	*	*	*	*	*	*	*	*	*	*	*	*	*	*	*
15/12/2024	13:00	*	*	*	*	*	*	*	*	*	*	*	*	*	*	*	*	*	*	*	*	*	*	*	*	*	*
15/12/2024	14:00	*	*	*	*	*	*	*	*	*	*	*	*	*	*	*	*	*	*	*	*	*	*	*	*	*	*
15/12/2024	15:00	*	*	*	*	*	*	*	*	*	*	*	*	*	*	*	*	*	*	*	*	*	*	*	*	*	*
15/12/2024	16:00	*	*	*	*	*	*	*	*	*	*	*	*	*	*	*	*	*	*	*	*	*	*	*	*	*	*
15/12/2024	17:00	*	*	*	*	*	*	*	*	*	*	*	*	*	*	*	*	*	*	*	*	*	*	*	*	*	*
15/12/2024	18:00	*	*	*	*	*	*	*	*	*	*	*	*	*	*	*	*	*	*	*	*	*	*	*	*	*	*
15/12/2024	19:00	*	*	*	*	*	*	*	*	*	*	*	*	*	*	*	*	*	*	*	*	*	*	*	*	*	*
15/12/2024	20:00	*	*	*	*	*	*	*	*	*	*	*	*	*	*	*	*	*	*	*	*	*	*	*	*	*	*
15/12/2024	21:00	*	*	*	*	*	*	*	*	*	*	*	*	*	*	*	*	*	*	*	*	*	*	*	*	*	*
15/12/2024	22:00	*	*	*	*	*	*	*	*	*	*	*	*	*	*	*	*	*	*	*	*	*	*	*	*	*	*
15/12/2024	23:00	*	*	*	*	*	*	*	*	*	*	*	*	*	*	*	*	*	*	*	*	*	*	*	*	*	*
24 Hr Summary		0	0	0	0	0	0	0	0	0	0	0	0	0	0	0	0	0	0	0	0	0	0	0	*	*	*

Incoming Histogram

TBL facing A28 December 2024

from Wed-Dec-11-2024-01-00-PM to Mon-Jan-06-2025-01-59-PM

Date	Starting Hr:min	<15	15 to <20	20 to <25	25 to <30	30 to <35	35 to <40	40 to <45	45 to <50	50 to <55	55 to <60	60 to <65	65 to <70	70 to <75	75 to <80	80 to <85	85 to <90	90 to <95	95 to <100	100 to >105	Total Counts	Avg Speed (MPH)	85pet Speed	10MPH Pace	% in pace	# of Speeders	% Speeders	
16/12/2024	00:00	*	*	*	*	*	*	*	*	*	*	*	*	*	*	*	*	*	*	*	*	*	*	*	*	*	*	
16/12/2024	01:00	*	*	*	*	*	*	*	*	*	*	*	*	*	*	*	*	*	*	*	*	*	*	*	*	*	*	
16/12/2024	02:00	*	*	*	*	*	*	*	*	*	*	*	*	*	*	*	*	*	*	*	*	*	*	*	*	*	*	
16/12/2024	03:00	*	*	*	*	*	*	*	*	*	*	*	*	*	*	*	*	*	*	*	*	*	*	*	*	*	*	
16/12/2024	04:00	*	*	*	*	*	*	*	*	*	*	*	*	*	*	*	*	*	*	*	*	*	*	*	*	*	*	
16/12/2024	05:00	*	*	*	*	*	*	*	*	*	*	*	*	*	*	*	*	*	*	*	*	*	*	*	*	*	*	
16/12/2024	06:00	*	*	*	*	*	*	*	*	*	*	*	*	*	*	*	*	*	*	*	*	*	*	*	*	*	*	
16/12/2024	07:00	*	*	*	*	*	*	*	*	*	*	*	*	*	*	*	*	*	*	*	*	*	*	*	*	*	*	
16/12/2024	08:00	*	*	*	*	*	*	*	*	*	*	*	*	*	*	*	*	*	*	*	*	*	*	*	*	*	*	
16/12/2024	09:00	*	*	*	*	*	*	*	*	*	*	*	*	*	*	*	*	*	*	*	*	*	*	*	*	*	*	
16/12/2024	10:00	*	*	*	*	*	*	*	*	*	*	*	*	*	*	*	*	*	*	*	*	*	*	*	*	*	*	
16/12/2024	11:00	*	*	*	*	*	*	*	*	*	*	*	*	*	*	*	*	*	*	*	*	*	*	*	*	*	*	
16/12/2024	12:00	*	*	*	*	*	*	*	*	*	*	*	*	*	*	*	*	*	*	*	*	*	*	*	*	*	*	
16/12/2024	13:00	1	1	4	7	14	7	1	0	0	0	0	0	0	0	0	0	0	0	0	0	35	30.4	37.1	25 to 35	60.0	8	22.9
16/12/2024	14:00	8	5	23	57	102	45	7	1	0	0	0	0	0	0	0	0	0	0	0	0	248	30.6	36.8	25 to 35	64.1	53	21.4
16/12/2024	15:00	59	31	90	171	81	23	3	0	0	0	0	0	0	0	0	0	0	0	0	0	458	25	32.3	20 to 30	57.0	26	5.7
16/12/2024	16:00	16	21	59	97	95	35	11	2	0	0	0	0	0	0	0	0	0	0	0	0	336	28.2	34.9	25 to 35	57.1	48	14.3
16/12/2024	17:00	5	14	52	116	118	47	6	0	1	0	0	0	0	0	0	0	0	0	0	0	359	29.4	35	25 to 35	65.2	54	15.0
16/12/2024	18:00	7	8	27	73	89	46	12	1	0	0	0	0	0	0	0	0	0	0	0	0	263	30.4	37.2	25 to 35	61.6	59	22.4
16/12/2024	19:00	1	2	11	36	31	20	16	2	0	0	0	0	0	0	0	0	0	0	0	0	119	31.9	40	25 to 35	56.3	38	31.9
16/12/2024	20:00	3	3	13	23	28	15	4	0	0	0	0	0	0	0	0	0	0	0	0	0	89	29.6	37	25 to 35	57.3	19	21.3
16/12/2024	21:00	1	1	1	11	28	12	7	0	1	0	0	0	0	0	0	0	0	0	0	0	62	33.1	39.6	30 to 40	64.5	20	32.3
16/12/2024	22:00	2	2	9	4	9	15	5	0	1	0	0	0	0	0	0	0	0	0	0	0	47	31.5	39.7	30 to 40	51.1	21	44.7
16/12/2024	23:00	0	1	2	1	8	5	4	1	1	0	0	1	0	0	0	0	0	0	0	0	24	36.1	43.8	30 to 40	54.2	12	50.0
24 Hr Summary		103	89	291	596	603	270	76	7	4	0	0	1	0	0	0	0	0	0	0	0	2040	28.9	36	25 to 35	58.8	358	17.5

Incoming Histogram

TBL facing A28 December 2024

from Wed-Dec-11-2024-01-00-PM to Mon-Jan-06-2025-01-59-PM

Date	Starting Hr:min	<15	15 to <20	20 to <25	25 to <30	30 to <35	35 to <40	40 to <45	45 to <50	50 to <55	55 to <60	60 to <65	65 to <70	70 to <75	75 to <80	80 to <85	85 to <90	90 to <95	95 to <100	100 to >105	Total Counts	Avg Speed (MPH)	85pet Speed	10MPH Pace	% in pace	# of Speeders	% Speeders	
17/12/2024	00:00	0	0	1	1	5	3	1	1	0	0	0	0	0	0	0	0	0	0	0	0	12	34.2	40	30 to 40	66.7	5	41.7
17/12/2024	01:00	0	0	0	2	4	0	0	0	0	0	0	0	0	0	0	0	0	0	0	0	6	30.7	33.8	25 to 35	100.0	*	*
17/12/2024	02:00	1	0	0	0	0	1	0	0	0	0	0	0	0	0	0	0	0	0	0	0	2	24.5	40	5 to 15	50.0	1	50.0
17/12/2024	03:00	1	0	0	0	0	0	0	0	0	0	0	0	0	0	0	0	0	0	0	0	1	12	15	5 to 15	100.0	*	*
17/12/2024	04:00	0	2	0	0	2	2	1	1	0	0	0	0	0	0	0	0	0	0	0	0	8	32.8	45	30 to 40	50.0	4	50.0
17/12/2024	05:00	0	4	0	6	6	3	2	1	0	0	0	0	0	0	0	0	0	0	0	0	22	30.3	40	25 to 35	54.5	6	27.3
17/12/2024	06:00	0	1	3	10	17	12	6	0	0	1	0	0	0	0	0	0	0	0	0	0	50	33.3	39.6	30 to 40	58.0	19	38.0
17/12/2024	07:00	8	13	11	45	64	27	6	0	0	0	0	0	0	0	0	0	0	0	0	0	174	29.4	36.3	25 to 35	62.6	33	19.0
17/12/2024	08:00	2	4	33	131	107	41	8	0	0	0	0	0	0	0	0	0	0	0	0	0	326	30	35	25 to 35	73.0	49	15.0
17/12/2024	09:00	2	9	17	66	82	54	17	1	0	0	0	0	0	0	0	0	0	0	0	0	248	31.5	38.2	25 to 35	59.7	72	29.0
17/12/2024	10:00	7	4	10	43	72	46	9	1	0	0	0	0	0	0	0	0	0	0	0	0	192	31.4	37.9	30 to 40	61.5	56	29.2
17/12/2024	11:00	5	5	9	64	67	36	6	0	0	0	0	0	0	0	0	0	0	0	0	0	192	30.6	36.8	25 to 35	68.2	42	21.9
17/12/2024	12:00	1	5	5	63	85	36	9	2	0	0	0	0	0	0	0	0	0	0	0	0	206	31.6	37.2	25 to 35	71.8	47	22.8
17/12/2024	13:00	3	3	9	52	80	41	11	0	1	0	0	0	0	0	0	0	0	0	0	0	200	31.8	37.8	25 to 35	66.0	53	26.5
17/12/2024	14:00	11	19	37	69	67	40	8	2	0	0	0	0	0	0	0	0	0	0	0	0	253	28.8	36.5	25 to 35	53.8	50	19.8
17/12/2024	15:00	6	18	53	165	98	36	4	1	0	0	0	0	0	0	0	0	0	0	0	0	381	28.5	34.2	25 to 35	69.0	41	10.8
17/12/2024	16:00	16	26	62	144	104	28	6	2	0	0	0	0	0	0	0	0	0	0	0	0	388	27.7	33.9	25 to 35	63.9	36	9.3
17/12/2024	17:00	8	22	35	126	106	36	7	1	0	0	0	0	0	0	0	0	0	0	0	0	341	28.9	34.7	25 to 35	68.0	44	12.9
17/12/2024	18:00	8	4	24	90	97	40	11	2	0	0	0	0	0	0	0	0	0	0	0	0	276	30.3	36.5	25 to 35	67.8	53	19.2
17/12/2024	19:00	5	5	8	51	47	21	8	3	0	1	0	0	0	0	0	0	0	0	0	0	149	30.6	37.6	25 to 35	65.8	33	22.1
17/12/2024	20:00	3	1	14	34	33	21	8	0	1	0	0	0	0	0	0	0	0	0	0	0	115	30.8	38.1	25 to 35	58.3	30	26.1
17/12/2024	21:00	0	0	7	18	18	13	4	1	0	0	0	0	0	0	0	0	0	0	0	0	61	31.6	38.5	25 to 35	59.0	18	29.5
17/12/2024	22:00	0	3	4	11	9	11	3	3	1	0	0	0	0	0	0	0	0	0	0	0	45	32.4	40	25 to 35	44.4	18	40.0
17/12/2024	23:00	5	1	0	6	7	4	1	0	0	0	0	0	0	0	0	0	0	0	0	0	24	26.6	36.2	25 to 35	54.2	5	20.8
24 Hr Summary		92	149	342	1197	1177	552	136	22	3	2	0	0	0	0	0	0	0	0	0	0	3672	30	36.5	25 to 35	64.7	715	19.5

Incoming Histogram

TBL facing A28 December 2024

from Wed-Dec-11-2024-01-00-PM to Mon-Jan-06-2025-01-59-PM

Date	Starting Hr:min	<15	15 to <20	20 to <25	25 to <30	30 to <35	35 to <40	40 to <45	45 to <50	50 to <55	55 to <60	60 to <65	65 to <70	70 to <75	75 to <80	80 to <85	85 to <90	90 to <95	95 to <100	100 to >105	Total Counts	Avg Speed (MPH)	85pet Speed	10MPH Pace	% in pace	# of Speeders	% Speeders	
18/12/2024	00:00	0	1	0	1	8	5	2	0	0	0	0	0	0	0	0	0	0	0	0	0	17	33.6	39	30 to 40	76.5	7	41.2
18/12/2024	01:00	0	0	0	1	1	0	2	1	0	0	0	0	0	0	0	0	0	0	0	0	5	38	45	40 to 50	60.0	3	60.0
18/12/2024	02:00	1	1	0	4	1	0	0	0	0	0	0	0	0	0	0	0	0	0	0	0	7	24.3	30	25 to 35	71.4	*	*
18/12/2024	03:00	0	1	1	1	0	2	0	0	0	0	0	0	0	0	0	0	0	0	0	0	5	28	37.5	15 to 25	40.0	2	40.0
18/12/2024	04:00	1	0	1	2	2	0	1	2	0	0	0	0	0	0	0	0	0	0	0	0	9	31.7	47.5	25 to 35	44.4	3	33.3
18/12/2024	05:00	1	2	0	8	6	9	0	1	0	0	0	0	0	0	0	0	0	0	0	0	27	31	38.3	30 to 40	55.6	10	37.0
18/12/2024	06:00	15	3	1	12	20	12	7	1	0	0	0	0	0	0	0	0	0	0	0	0	71	27.5	38.8	25 to 35	45.1	20	28.2
18/12/2024	07:00	2	9	6	40	59	25	8	0	0	0	0	0	0	0	0	0	0	0	0	0	149	30.8	37.2	25 to 35	66.4	33	22.1
18/12/2024	08:00	3	10	29	135	91	40	7	1	0	0	0	0	0	0	0	0	0	0	0	0	316	29.6	35.1	25 to 35	71.5	48	15.2
18/12/2024	09:00	1	3	14	61	109	46	14	1	1	0	0	0	0	0	0	0	0	0	0	0	250	32	37.6	25 to 35	68.0	62	24.8
18/12/2024	10:00	0	1	4	39	72	32	12	1	1	0	0	0	0	0	0	0	0	0	0	0	162	32.8	38.4	25 to 35	68.5	46	28.4
18/12/2024	11:00	5	3	10	47	72	51	7	2	1	0	0	0	0	0	0	0	0	0	0	0	198	31.9	38	30 to 40	62.1	61	30.8
18/12/2024	12:00	4	4	10	58	66	38	9	1	0	0	0	0	0	0	0	0	0	0	0	0	190	31.2	37.6	25 to 35	65.3	48	25.3
18/12/2024	13:00	5	8	11	48	71	42	14	1	0	0	0	0	0	0	0	0	0	0	0	0	200	31.4	38.2	25 to 35	59.5	57	28.5
18/12/2024	14:00	5	6	11	85	80	42	16	1	0	0	0	0	0	0	0	0	0	0	0	0	246	31	37.6	25 to 35	67.1	59	24.0
18/12/2024	15:00	71	39	75	108	78	31	1	1	0	0	0	0	0	0	0	0	0	0	0	0	404	24.1	33.2	25 to 35	46.0	33	8.2
18/12/2024	16:00	5	13	40	132	120	47	10	0	0	0	0	0	0	0	0	0	0	0	0	0	367	29.7	35.2	25 to 35	68.7	57	15.5
18/12/2024	17:00	13	14	27	118	122	43	7	3	0	0	0	0	0	0	0	0	0	0	0	0	347	29.5	35.1	25 to 35	69.2	53	15.3
18/12/2024	18:00	4	10	21	88	113	41	11	2	0	0	0	0	0	0	0	0	0	0	0	0	290	30.6	36.2	25 to 35	69.3	54	18.6
18/12/2024	19:00	33	5	14	46	53	29	4	2	0	0	0	0	0	0	0	0	0	0	0	0	186	26.8	36.2	25 to 35	53.2	35	18.8
18/12/2024	20:00	135	2	5	20	37	14	4	2	0	0	0	0	0	0	0	0	0	0	0	0	219	17	33.2	5 to 15	61.6	20	9.1
18/12/2024	21:00	206	9	6	16	19	13	4	1	0	0	0	0	0	0	0	0	0	0	0	0	274	13.9	28.8	5 to 15	75.2	18	6.6
18/12/2024	22:00	35	1	3	12	25	12	3	2	1	0	0	0	0	0	0	0	0	0	0	0	94	23.6	36.7	25 to 35	39.4	18	19.1
18/12/2024	23:00	407	31	2	5	5	9	5	0	0	0	0	0	0	0	0	0	0	0	0	0	464	11.7	14.7	5 to 15	87.7	14	3.0
24 Hr Summary		952	176	291	1087	1230	583	148	26	4	0	0	0	0	0	0	0	0	0	0	0	4497	26.1	35.7	25 to 35	51.5	761	16.9

Incoming Histogram

TBL facing A28 December 2024

from Wed-Dec-11-2024-01-00-PM to Mon-Jan-06-2025-01-59-PM

Date	Starting Hr:min	<15	15 to <20	20 to <25	25 to <30	30 to <35	35 to <40	40 to <45	45 to <50	50 to <55	55 to <60	60 to <65	65 to <70	70 to <75	75 to <80	80 to <85	85 to <90	90 to <95	95 to <100	100 to >105	Total Counts	Avg Speed (MPH)	85pct Speed	10MPH Pace	% in pace	# of Speeders	% Speeders	
19/12/2024	00:00	159	14	3	0	4	1	2	0	0	0	0	0	0	0	0	0	0	0	0	0	183	11.4	14.8	5 to 15	86.9	3	1.6
19/12/2024	01:00	6	0	0	2	2	1	0	0	0	0	0	0	0	0	0	0	0	0	0	0	11	18.3	32.5	0 to 10	54.5	1	9.1
19/12/2024	02:00	0	1	0	1	0	3	0	0	1	0	0	0	0	0	0	0	0	0	0	0	6	34.5	40	30 to 40	50.0	4	66.7
19/12/2024	03:00	27	0	0	0	1	2	0	0	0	0	0	0	0	0	0	0	0	0	0	0	30	10.4	10	5 to 15	90.0	2	6.7
19/12/2024	04:00	1	1	1	0	1	2	0	0	0	0	0	0	0	0	0	0	0	0	0	0	6	26.2	37.5	30 to 40	50.0	2	33.3
19/12/2024	05:00	1	1	2	8	3	4	4	0	0	0	0	0	0	0	0	0	0	0	0	0	23	30.6	41.2	25 to 35	47.8	8	34.8
19/12/2024	06:00	2	2	0	11	14	13	3	1	0	0	0	0	0	0	0	0	0	0	0	0	46	32	38.8	30 to 40	58.7	17	37.0
19/12/2024	07:00	2	4	11	55	58	30	6	1	0	0	0	0	0	0	0	0	0	0	0	0	167	30.9	37	25 to 35	67.7	37	22.2
19/12/2024	08:00	6	10	32	131	101	27	15	1	0	0	0	0	0	0	0	0	0	0	0	0	323	29.5	34.8	25 to 35	71.8	43	13.3
19/12/2024	09:00	5	2	10	89	96	43	9	2	0	0	0	0	0	0	0	0	0	0	0	0	256	31.1	36.9	25 to 35	72.3	54	21.1
19/12/2024	10:00	4	7	8	40	67	46	14	3	0	0	0	0	0	0	0	0	0	0	0	0	189	32.1	38.8	30 to 40	59.8	63	33.3
19/12/2024	11:00	1	9	20	52	61	49	17	0	1	0	0	0	0	0	0	0	0	0	0	0	210	31.5	38.6	25 to 35	53.8	67	31.9
19/12/2024	12:00	9	6	22	59	68	45	11	1	0	0	0	0	0	0	0	0	0	0	0	0	221	30.4	37.7	25 to 35	57.5	57	25.8
19/12/2024	13:00	3	7	10	62	85	56	24	3	1	0	0	0	0	0	0	0	0	0	0	0	251	32.5	39.1	25 to 35	58.6	84	33.5
19/12/2024	14:00	10	13	32	84	97	33	14	1	0	1	0	0	0	0	0	0	0	0	0	0	285	29.6	35.9	25 to 35	63.5	49	17.2
19/12/2024	15:00	82	32	55	116	88	24	3	0	0	0	0	0	0	0	0	0	0	0	0	0	400	24	33.1	25 to 35	51.0	27	6.8
19/12/2024	16:00	7	20	37	114	109	49	12	3	0	0	1	0	0	0	0	0	0	0	0	0	352	29.8	36.2	25 to 35	63.4	65	18.5
19/12/2024	17:00	12	17	35	102	127	45	11	3	0	0	0	0	0	0	0	0	0	0	0	0	352	29.6	35.7	25 to 35	65.1	59	16.8
19/12/2024	18:00	12	17	33	73	84	54	6	1	0	0	0	0	0	0	0	0	0	0	0	0	280	29.4	36.8	25 to 35	56.1	61	21.8
19/12/2024	19:00	2	5	10	41	36	31	16	1	0	0	0	0	0	0	0	0	0	0	0	0	142	31.8	39.4	25 to 35	54.2	48	33.8
19/12/2024	20:00	1	5	5	26	26	18	7	0	0	0	0	0	0	0	0	0	0	0	0	0	88	31	38.3	25 to 35	59.1	25	28.4
19/12/2024	21:00	5	1	5	18	21	25	8	2	1	0	0	0	0	0	0	0	0	0	0	0	86	32.3	39.6	30 to 40	53.5	36	41.9
19/12/2024	22:00	3	2	4	11	18	14	5	0	1	1	0	0	0	0	0	0	0	0	0	0	59	31.9	39.3	30 to 40	54.2	21	35.6
19/12/2024	23:00	0	3	2	4	13	4	10	4	0	0	0	0	0	0	0	0	0	0	0	0	40	34.6	44	25 to 35	42.5	18	45.0
24 Hr Summary		360	179	337	1099	1180	619	197	27	5	2	1	0	0	0	0	0	0	0	0	0	4006	28.9	37	25 to 35	56.9	851	21.2

Incoming Histogram

TBL facing A28 December 2024

from Wed-Dec-11-2024-01-00-PM to Mon-Jan-06-2025-01-59-PM

Date	Starting Hr:min	<15	15 to <20	20 to <25	25 to <30	30 to <35	35 to <40	40 to <45	45 to <50	50 to <55	55 to <60	60 to <65	65 to <70	70 to <75	75 to <80	80 to <85	85 to <90	90 to <95	95 to <100	100 to >105	Total Counts	Avg Speed (MPH)	85pct Speed	10MPH Pace	% in pace	# of Speeders	% Speeders	
20/12/2024	00:00	2	0	1	3	7	2	2	0	0	0	0	0	0	0	0	0	0	0	0	0	17	30.1	37.5	25 to 35	58.8	4	23.5
20/12/2024	01:00	0	0	0	2	4	2	0	0	0	0	0	0	0	0	0	0	0	0	0	0	8	32.3	37.5	25 to 35	75.0	2	25.0
20/12/2024	02:00	0	1	0	0	4	1	0	1	0	0	0	0	0	0	0	0	0	0	0	0	7	32.9	40	30 to 40	71.4	2	28.6
20/12/2024	03:00	0	0	0	0	1	2	2	0	0	0	0	0	0	0	0	0	0	0	0	0	5	38.2	42.5	35 to 45	80.0	4	80.0
20/12/2024	04:00	0	0	1	2	0	5	1	0	0	0	0	0	0	0	0	0	0	0	0	0	9	33.7	40	35 to 45	66.7	6	66.7
20/12/2024	05:00	2	0	0	2	5	7	5	1	1	0	0	0	0	0	0	0	0	0	0	0	23	35.2	44	30 to 40	52.2	14	60.9
20/12/2024	06:00	2	1	3	12	12	16	9	1	0	0	0	0	0	0	0	0	0	0	0	0	56	32.9	41.1	30 to 40	50.0	26	46.4
20/12/2024	07:00	1	8	10	41	47	21	6	1	0	0	0	0	0	0	0	0	0	0	0	0	135	30.4	36.9	25 to 35	65.2	28	20.7
20/12/2024	08:00	5	5	31	128	97	25	7	1	1	0	0	0	0	0	0	0	0	0	0	0	300	29.5	34.4	25 to 35	75.0	34	11.3
20/12/2024	09:00	14	8	15	90	106	56	14	2	1	1	0	0	0	0	0	0	0	0	0	0	307	30.8	37.5	25 to 35	63.8	74	24.1
20/12/2024	10:00	2	5	10	58	81	39	12	2	1	0	0	0	0	0	0	0	0	0	0	0	210	31.7	37.8	25 to 35	66.2	54	25.7
20/12/2024	11:00	4	7	18	64	85	47	14	2	0	0	0	0	0	0	0	0	0	0	0	0	241	31.3	37.9	25 to 35	61.8	63	26.1
20/12/2024	12:00	7	9	10	37	75	67	21	2	0	0	0	0	0	0	0	0	0	0	0	0	228	32.5	39.2	30 to 40	62.3	90	39.5
20/12/2024	13:00	10	9	25	58	84	62	18	7	1	0	0	0	0	0	0	0	0	0	0	0	274	31.4	38.8	30 to 40	53.3	88	32.1
20/12/2024	14:00	8	12	34	83	106	61	9	5	1	0	0	0	0	0	0	0	0	0	0	0	319	30.5	37.3	25 to 35	59.2	76	23.8
20/12/2024	15:00	79	36	85	120	93	23	3	1	0	0	0	0	0	0	0	0	0	0	0	0	440	24.1	32.9	25 to 35	48.4	27	6.1
20/12/2024	16:00	8	26	46	133	103	25	10	2	0	0	0	0	0	0	0	0	0	0	0	0	353	28.4	34.2	25 to 35	66.9	37	10.5
20/12/2024	17:00	7	13	32	113	93	52	6	1	1	0	0	0	0	0	0	0	0	0	0	0	318	29.7	36.2	25 to 35	64.8	60	18.9
20/12/2024	18:00	3	7	27	79	86	38	11	2	1	0	0	0	0	0	0	0	0	0	0	0	254	30.5	36.8	25 to 35	65.0	52	20.5
20/12/2024	19:00	26	4	11	51	71	36	8	0	0	0	0	0	0	0	0	0	0	0	0	0	207	28.6	36.8	25 to 35	58.9	44	21.3
20/12/2024	20:00	5	6	8	25	36	21	9	1	0	1	0	0	0	0	0	0	0	0	0	0	112	30.9	38.6	25 to 35	54.5	32	28.6
20/12/2024	21:00	2	2	3	18	29	20	11	3	1	0	0	0	0	0	0	0	0	0	0	0	89	33.3	40.9	30 to 40	55.1	35	39.3
20/12/2024	22:00	0	4	2	14	34	18	8	3	0	0	0	0	0	0	0	0	0	0	0	0	83	33.1	39.7	30 to 40	62.7	29	34.9
20/12/2024	23:00	0	2	1	6	15	14	7	2	0	0	0	0	0	0	0	0	0	0	0	0	47	34.4	41.4	30 to 40	61.7	23	48.9
24 Hr Summary		187	165	373	1139	1274	660	193	40	9	2	0	0	0	0	0	0	0	0	0	0	4042	30	37.3	25 to 35	59.7	904	22.4

Incoming Histogram

TBL facing A28 December 2024

from Wed-Dec-11-2024-01-00-PM to Mon-Jan-06-2025-01-59-PM

Date	Starting Hr:min	<15	15 to <20	20 to <25	25 to <30	30 to <35	35 to <40	40 to <45	45 to <50	50 to <55	55 to <60	60 to <65	65 to <70	70 to <75	75 to <80	80 to <85	85 to <90	90 to <95	95 to <100	100 to >105	Total Counts	Avg Speed (MPH)	85pet Speed	10MPH Pace	% in pace	# of Speeders	% Speeders	
21/12/2024	00:00	1	1	4	12	6	5	2	1	0	0	0	0	0	0	0	0	0	0	0	0	32	29.8	38	25 to 35	56.3	8	25.0
21/12/2024	01:00	0	1	0	4	2	3	2	3	0	0	0	0	0	0	0	0	0	0	0	0	15	35.1	46.7	25 to 35	40.0	8	53.3
21/12/2024	02:00	0	0	0	2	0	4	0	0	0	0	0	0	0	0	0	0	0	0	0	0	6	33.8	38.8	30 to 40	66.7	4	66.7
21/12/2024	03:00	0	0	0	0	1	2	0	1	0	0	0	0	0	0	0	0	0	0	0	0	4	38.3	40	30 to 40	75.0	3	75.0
21/12/2024	04:00	0	0	0	0	3	3	3	2	0	0	0	0	0	0	0	0	0	0	0	0	11	39	45	30 to 40	54.5	8	72.7
21/12/2024	05:00	0	1	1	1	2	3	1	0	0	0	0	0	0	0	0	0	0	0	0	0	9	31.4	40	30 to 40	55.6	4	44.4
21/12/2024	06:00	2	2	1	7	12	7	2	0	0	0	0	1	0	0	0	0	0	0	0	0	34	31.4	38.6	25 to 35	55.9	10	29.4
21/12/2024	07:00	0	0	4	12	16	14	4	0	0	0	0	0	0	0	0	0	0	0	0	0	50	32.5	38.6	30 to 40	60.0	18	36.0
21/12/2024	08:00	200	3	11	31	30	24	8	1	0	0	0	0	0	0	0	0	0	0	0	0	308	16.1	32.8	5 to 15	64.9	33	10.7
21/12/2024	09:00	46	6	8	35	54	35	11	0	0	0	0	0	0	0	0	0	0	0	0	0	195	26.3	37.4	25 to 35	45.6	46	23.6
21/12/2024	10:00	158	7	11	36	68	33	7	1	0	0	0	0	0	0	0	0	0	0	0	0	321	20.2	34.5	5 to 15	49.2	41	12.8
21/12/2024	11:00	4	8	16	64	96	54	14	1	1	0	0	0	0	0	0	0	0	0	0	0	258	31.5	37.9	25 to 35	62.0	70	27.1
21/12/2024	12:00	1	11	14	68	99	49	12	1	0	0	0	0	0	0	0	0	0	0	0	0	255	31.3	37.4	25 to 35	65.5	62	24.3
21/12/2024	13:00	4	5	10	56	84	51	16	2	0	0	0	0	0	0	0	0	0	0	0	0	228	32	38.4	25 to 35	61.4	69	30.3
21/12/2024	14:00	2	15	21	55	84	59	10	4	0	0	0	0	0	0	0	0	0	0	0	0	250	31.3	38	30 to 40	57.2	73	29.2
21/12/2024	15:00	4	14	17	67	60	52	8	0	0	0	0	0	0	0	0	0	0	0	0	0	222	30.4	37.6	25 to 35	57.2	60	27.0
21/12/2024	16:00	17	3	6	52	52	40	14	0	0	0	0	0	0	0	0	0	0	0	0	0	184	30	38.2	25 to 35	56.5	54	29.3
21/12/2024	17:00	1	6	11	57	64	35	8	0	0	0	0	0	0	0	0	0	0	0	0	0	182	31	37.3	25 to 35	66.5	43	23.6
21/12/2024	18:00	4	9	13	50	67	31	12	1	2	0	0	0	0	0	0	0	0	0	0	0	189	31	37.9	25 to 35	61.9	46	24.3
21/12/2024	19:00	1	5	14	24	43	37	13	0	0	0	0	0	0	0	0	0	0	0	0	0	137	32.1	38.9	30 to 40	58.4	50	36.5
21/12/2024	20:00	0	0	9	32	43	17	5	0	0	1	0	0	0	0	0	0	0	0	0	0	107	31.5	37.1	25 to 35	70.1	23	21.5
21/12/2024	21:00	1	4	7	18	25	12	5	1	1	0	0	0	0	0	0	0	0	0	0	0	74	31	38.3	25 to 35	58.1	19	25.7
21/12/2024	22:00	1	2	7	14	21	10	3	0	1	0	0	0	0	0	0	0	0	0	0	0	59	30.6	37.5	25 to 35	59.3	14	23.7
21/12/2024	23:00	0	0	1	17	12	6	2	0	0	0	0	0	0	0	0	0	0	0	0	0	38	31.1	36.7	25 to 35	76.3	8	21.1
24 Hr Summary		447	103	186	714	944	586	162	19	5	1	0	1	0	0	0	0	0	0	0	0	3168	28.4	37.6	25 to 35	52.3	774	24.4

Incoming Histogram

TBL facing A28 December 2024

from Wed-Dec-11-2024-01-00-PM to Mon-Jan-06-2025-01-59-PM

Date	Starting Hr:min	<15	15 to <20	20 to <25	25 to <30	30 to <35	35 to <40	40 to <45	45 to <50	50 to <55	55 to <60	60 to <65	65 to <70	70 to <75	75 to <80	80 to <85	85 to <90	90 to <95	95 to <100	100 to >105	Total Counts	Avg Speed (MPH)	85pet Speed	10MPH Pace	% in pace	# of Speeders	% Speeders	
22/12/2024	00:00	0	0	1	6	9	6	5	0	0	0	0	0	0	0	0	0	0	0	0	0	27	33.7	41	25 to 35	55.6	11	40.7
22/12/2024	01:00	0	0	3	4	7	2	1	0	0	0	0	0	0	0	0	0	0	0	0	0	17	30.5	35	25 to 35	64.7	3	17.6
22/12/2024	02:00	0	0	0	1	3	1	0	2	0	0	0	0	0	0	0	0	0	0	0	0	7	36.4	47.5	25 to 35	57.1	3	42.9
22/12/2024	03:00	0	0	0	1	2	0	0	1	0	0	0	0	0	0	0	0	0	0	0	0	4	34.5	35	25 to 35	75.0	1	25.0
22/12/2024	04:00	0	0	1	1	0	6	2	0	0	0	0	0	0	0	0	0	0	0	0	0	10	35.7	40	35 to 45	80.0	8	80.0
22/12/2024	05:00	0	1	0	0	2	1	0	0	0	0	0	0	0	0	0	0	0	0	0	0	4	29.5	35	30 to 40	75.0	1	25.0
22/12/2024	06:00	0	0	0	8	4	5	3	2	0	0	0	0	0	0	0	0	0	0	0	0	22	34.1	43.3	25 to 35	54.5	10	45.5
22/12/2024	07:00	1	0	1	13	9	5	2	1	0	0	0	0	0	0	0	0	0	0	0	0	32	31	38	25 to 35	68.8	8	25.0
22/12/2024	08:00	1	1	1	12	28	16	5	0	0	0	0	0	0	0	0	0	0	0	0	0	64	32.8	38.4	30 to 40	68.8	21	32.8
22/12/2024	09:00	2	1	6	19	38	37	9	1	1	0	0	0	0	0	0	0	0	0	0	0	114	33.2	39.2	30 to 40	65.8	48	42.1
22/12/2024	10:00	6	10	7	36	57	48	16	3	0	0	0	0	0	0	0	0	0	0	0	0	183	32	39.2	30 to 40	57.4	67	36.6
22/12/2024	11:00	1	6	15	37	80	53	21	0	0	0	0	0	0	0	0	0	0	0	0	0	213	32.6	39	30 to 40	62.4	74	34.7
22/12/2024	12:00	3	11	12	62	85	54	11	1	1	1	0	0	0	0	0	0	0	0	0	0	241	31.5	38	25 to 35	61.0	68	28.2
22/12/2024	13:00	3	3	5	39	74	48	23	2	0	0	0	0	0	0	0	0	0	0	0	0	197	33.2	39.5	30 to 40	61.9	73	37.1
22/12/2024	14:00	5	4	7	42	68	47	15	5	1	0	0	0	0	0	0	0	0	0	0	0	194	32.6	39.1	30 to 40	59.3	68	35.1
22/12/2024	15:00	5	9	19	47	73	44	12	5	0	0	0	0	0	0	0	0	0	0	0	0	214	31.2	38.3	25 to 35	56.1	61	28.5
22/12/2024	16:00	2	6	21	39	65	40	4	4	0	0	0	0	0	0	0	0	0	0	0	0	181	31.1	37.6	30 to 40	58.0	48	26.5
22/12/2024	17:00	2	0	14	57	41	26	9	1	0	0	0	0	0	0	0	0	0	0	0	0	150	30.9	37.7	25 to 35	65.3	36	24.0
22/12/2024	18:00	1	4	7	38	52	20	10	1	1	1	0	0	0	0	0	0	0	0	0	0	135	31.8	38.2	25 to 35	66.7	33	24.4
22/12/2024	19:00	3	1	8	22	37	18	9	4	1	1	0	0	0	0	0	0	0	0	0	0	104	32.5	39.7	25 to 35	56.7	33	31.7
22/12/2024	20:00	2	4	5	19	35	21	9	2	0	0	0	0	0	0	0	0	0	0	0	0	97	32.1	39	30 to 40	57.7	32	33.0
22/12/2024	21:00	1	2	7	23	22	18	3	1	0	0	0	0	0	0	0	0	0	0	0	0	77	31	37.8	25 to 35	58.4	22	28.6
22/12/2024	22:00	0	0	3	15	16	15	8	3	1	0	0	0	0	0	0	0	0	0	0	0	61	34.2	41.9	25 to 35	50.8	27	44.3
22/12/2024	23:00	0	1	1	0	8	4	1	3	1	0	0	0	0	0	0	0	0	0	0	0	19	35.8	46.7	30 to 40	63.2	9	47.4
24 Hr Summary		38	64	144	541	815	535	178	42	7	3	0	0	0	0	0	0	0	0	0	2367	32.1	38.8	25 to 35	57.3	765	32.3	

Incoming Histogram

TBL facing A28 December 2024

from Wed-Dec-11-2024-01-00-PM to Mon-Jan-06-2025-01-59-PM

Date	Starting Hr:min	<15	15 to <20	20 to <25	25 to <30	30 to <35	35 to <40	40 to <45	45 to <50	50 to <55	55 to <60	60 to <65	65 to <70	70 to <75	75 to <80	80 to <85	85 to <90	90 to <95	95 to <100	100 to >105	Total Counts	Avg Speed (MPH)	85pet Speed	10MPH Pace	% in pace	# of Speeders	% Speeders	
23/12/2024	00:00	0	0	1	1	4	1	2	2	0	0	0	0	0	0	0	0	0	0	0	0	11	35.6	45	25 to 35	45.5	5	45.5
23/12/2024	01:00	0	0	0	0	3	2	0	2	0	0	0	0	0	0	0	0	0	0	0	0	7	37.7	47.5	30 to 40	71.4	4	57.1
23/12/2024	02:00	1	1	0	1	0	1	0	0	0	0	0	0	0	0	0	0	0	0	0	0	4	23.3	30	10 to 20	50.0	1	25.0
23/12/2024	03:00	0	0	0	0	1	0	1	0	0	0	0	0	0	0	0	0	0	0	0	0	2	37	45	25 to 35	50.0	1	50.0
23/12/2024	04:00	0	0	1	2	2	1	1	0	0	0	0	0	0	0	0	0	0	0	0	0	7	31.3	40	25 to 35	57.1	2	28.6
23/12/2024	05:00	2	0	0	3	11	2	1	0	0	0	0	0	0	0	0	0	0	0	0	0	19	30.3	35	25 to 35	73.7	3	15.8
23/12/2024	06:00	0	3	6	11	9	7	6	2	0	0	0	0	0	0	0	0	0	0	0	0	44	31.4	40.8	25 to 35	45.5	15	34.1
23/12/2024	07:00	4	2	3	20	29	21	4	2	0	0	0	0	0	0	0	0	0	0	0	0	85	31.6	38.3	30 to 40	58.8	27	31.8
23/12/2024	08:00	2	3	8	44	50	30	11	3	0	0	0	0	0	0	0	0	0	0	0	0	151	31.9	38.5	25 to 35	62.3	44	29.1
23/12/2024	09:00	0	3	14	50	81	44	8	3	0	0	0	0	0	0	0	0	0	0	0	0	203	32	37.8	25 to 35	64.5	55	27.1
23/12/2024	10:00	7	10	10	55	68	62	17	2	1	1	0	0	0	0	0	0	0	0	0	0	233	31.9	38.9	30 to 40	55.8	83	35.6
23/12/2024	11:00	1	11	31	84	103	53	14	2	0	0	0	0	0	0	0	0	0	0	0	0	299	30.8	37.3	25 to 35	62.5	69	23.1
23/12/2024	12:00	8	8	17	72	94	56	15	7	0	0	0	0	0	0	0	0	0	0	0	0	277	31.4	38.2	25 to 35	59.9	78	28.2
23/12/2024	13:00	2	12	22	80	97	45	15	2	2	0	0	0	0	0	0	0	0	0	0	0	277	31	37.4	25 to 35	63.9	64	23.1
23/12/2024	14:00	2	8	14	77	102	53	12	4	1	0	0	0	0	0	0	0	0	0	0	0	273	31.6	37.7	25 to 35	65.6	70	25.6
23/12/2024	15:00	6	10	29	76	85	57	18	1	1	0	0	0	0	0	0	0	0	0	0	0	283	30.8	38.1	25 to 35	56.9	77	27.2
23/12/2024	16:00	10	6	16	74	91	36	11	1	0	0	0	0	0	0	0	0	0	0	0	0	245	30.3	36.5	25 to 35	67.3	48	19.6
23/12/2024	17:00	4	12	40	80	112	33	10	4	0	0	0	0	0	0	0	0	0	0	0	0	295	29.9	35.5	25 to 35	65.1	47	15.9
23/12/2024	18:00	4	5	14	48	85	36	12	1	0	0	0	0	0	0	0	0	0	0	0	0	205	31.3	37.5	25 to 35	64.9	49	23.9
23/12/2024	19:00	1	7	12	42	64	28	8	3	0	0	0	0	0	0	0	0	0	0	0	0	165	31.2	37.5	25 to 35	64.2	39	23.6
23/12/2024	20:00	1	5	6	31	42	23	8	2	0	0	1	0	0	0	0	0	0	0	0	0	119	31.9	38.5	25 to 35	61.3	34	28.6
23/12/2024	21:00	2	5	7	24	28	21	6	1	1	1	0	0	0	0	0	0	0	0	0	0	96	31.4	38.8	25 to 35	54.2	30	31.3
23/12/2024	22:00	1	2	3	11	18	21	2	2	0	1	0	0	0	0	0	0	0	0	0	0	61	33	39	30 to 40	63.9	26	42.6
23/12/2024	23:00	0	0	0	13	10	5	3	0	0	0	0	0	0	0	0	0	0	0	0	0	31	31.9	38	25 to 35	74.2	8	25.8
24 Hr Summary		58	113	254	899	1189	638	185	46	6	3	1	0	0	0	0	0	0	0	0	3392	31.2	37.9	25 to 35	61.6	879	25.9	

Incoming Histogram

TBL facing A28 December 2024

from Wed-Dec-11-2024-01-00-PM to Mon-Jan-06-2025-01-59-PM

Date	Starting Hr:min	<15	15 to <20	20 to <25	25 to <30	30 to <35	35 to <40	40 to <45	45 to <50	50 to <55	55 to <60	60 to <65	65 to <70	70 to <75	75 to <80	80 to <85	85 to <90	90 to <95	95 to <100	100 to >105	Total Counts	Avg Speed (MPH)	85pct Speed	10MPH Pace	% in pace	# of Speeders	% Speeders	
24/12/2024	00:00	0	0	3	4	2	3	0	1	0	0	0	0	0	0	0	0	0	0	0	0	13	30.5	38.3	20 to 30	53.8	4	30.8
24/12/2024	01:00	0	0	1	0	1	2	0	1	1	1	0	0	0	0	0	0	0	0	0	0	7	40.6	55	30 to 40	42.9	5	71.4
24/12/2024	02:00	0	0	0	1	2	2	0	0	0	0	0	0	0	0	0	0	0	0	0	0	5	33	37.5	30 to 40	80.0	2	40.0
24/12/2024	03:00	0	0	0	2	1	1	0	0	0	0	0	0	0	0	0	0	0	0	0	0	4	31	35	25 to 35	75.0	1	25.0
24/12/2024	04:00	0	1	0	0	2	0	0	0	0	0	0	0	0	0	0	0	0	0	0	0	3	27	35	25 to 35	66.7	*	*
24/12/2024	05:00	1	1	2	4	7	4	3	0	0	0	0	0	0	0	0	0	0	0	0	0	22	30.9	40	25 to 35	50.0	7	31.8
24/12/2024	06:00	1	1	4	4	11	12	4	0	0	0	0	0	0	0	0	0	0	0	0	0	37	32.4	39.2	30 to 40	62.2	16	43.2
24/12/2024	07:00	4	7	5	15	20	15	5	2	0	0	0	0	0	0	0	0	0	0	0	0	73	30.1	38.7	25 to 35	47.9	22	30.1
24/12/2024	08:00	0	5	7	34	46	22	9	2	1	0	0	0	0	0	0	0	0	0	0	0	126	31.9	38.4	25 to 35	63.5	34	27.0
24/12/2024	09:00	0	2	13	44	76	32	10	0	0	0	0	0	0	0	0	0	0	0	0	0	177	31.7	37.3	25 to 35	67.8	42	23.7
24/12/2024	10:00	4	3	11	46	73	48	13	3	0	0	0	0	0	0	0	0	0	0	0	0	201	32.2	38.5	30 to 40	60.2	64	31.8
24/12/2024	11:00	3	7	27	80	94	47	16	1	1	0	0	0	0	0	0	0	0	0	0	0	276	31	37.6	25 to 35	63.0	65	23.6
24/12/2024	12:00	10	21	21	68	69	63	17	0	0	0	0	0	0	0	0	0	0	0	0	0	269	30.3	38.2	25 to 35	50.9	80	29.7
24/12/2024	13:00	10	12	19	64	72	55	16	5	1	0	0	0	0	0	0	0	0	0	0	0	254	31	38.5	25 to 35	53.5	77	30.3
24/12/2024	14:00	3	10	26	55	102	55	20	4	0	0	0	0	0	0	0	0	0	0	0	0	275	31.6	38.5	25 to 35	57.1	79	28.7
24/12/2024	15:00	9	8	26	65	80	35	14	1	0	0	0	0	0	0	0	0	0	0	0	0	238	30	37	25 to 35	60.9	50	21.0
24/12/2024	16:00	2	5	26	84	67	27	10	1	0	0	0	0	0	0	0	0	0	0	0	0	222	30	35.9	25 to 35	68.0	38	17.1
24/12/2024	17:00	3	4	14	50	57	38	10	4	2	0	0	0	0	0	0	0	0	0	0	0	182	31.7	38.6	25 to 35	58.8	54	29.7
24/12/2024	18:00	4	5	10	34	58	26	10	2	1	0	0	0	0	0	0	0	0	0	0	0	150	31.4	38.3	25 to 35	61.3	39	26.0
24/12/2024	19:00	1	5	6	32	44	22	5	3	1	2	0	0	0	0	0	0	0	0	0	0	121	32	38.4	25 to 35	62.8	33	27.3
24/12/2024	20:00	1	2	7	28	38	23	4	0	1	0	0	0	0	0	0	0	0	0	0	0	104	31.5	37.6	25 to 35	63.5	28	26.9
24/12/2024	21:00	2	5	4	18	24	15	6	1	1	0	0	0	0	0	0	0	0	0	0	0	76	31.3	39	25 to 35	55.3	23	30.3
24/12/2024	22:00	1	0	6	6	16	7	4	5	0	0	1	0	0	0	0	0	0	0	0	0	46	33.7	43.8	30 to 40	50.0	17	37.0
24/12/2024	23:00	3	1	0	9	13	6	0	1	0	0	0	0	0	0	0	0	0	0	0	0	33	29.9	36.7	25 to 35	66.7	7	21.2
24 Hr Summary		62	105	238	747	975	560	176	37	10	3	1	0	0	0	0	0	0	0	0	2914	31.2	38.1	25 to 35	59.1	787	27.0	

Incoming Histogram

TBL facing A28 December 2024

from Wed-Dec-11-2024-01-00-PM to Mon-Jan-06-2025-01-59-PM

Date	Starting Hr:min	<15	15 to <20	20 to <25	25 to <30	30 to <35	35 to <40	40 to <45	45 to <50	50 to <55	55 to <60	60 to <65	65 to <70	70 to <75	75 to <80	80 to <85	85 to <90	90 to <95	95 to <100	100 to >105	Total Counts	Avg Speed (MPH)	85pet Speed	10MPH Pace	% in pace	# of Speeders	% Speeders	
25/12/2024	00:00	1	1	0	4	5	4	4	1	0	0	0	0	0	0	0	0	0	0	0	0	20	33	42.5	25 to 35	45.0	9	45.0
25/12/2024	01:00	0	0	1	2	4	1	0	0	0	0	0	0	0	0	0	0	0	0	0	0	8	30.3	35	25 to 35	75.0	1	12.5
25/12/2024	02:00	0	0	0	1	1	1	0	0	0	0	0	0	0	0	0	0	0	0	0	0	3	32	40	25 to 35	66.7	1	33.3
25/12/2024	03:00	0	0	2	0	0	1	0	0	0	0	0	0	0	0	0	0	0	0	0	0	3	27	40	15 to 25	66.7	1	33.3
25/12/2024	04:00	0	0	0	0	1	1	0	0	0	0	0	0	0	0	0	0	0	0	0	0	2	34.5	40	30 to 40	100.0	1	50.0
25/12/2024	05:00	0	1	1	2	0	0	0	0	0	0	0	0	0	0	0	0	0	0	0	0	4	23.3	27.5	20 to 30	75.0	*	*
25/12/2024	06:00	0	0	1	1	2	5	1	0	0	0	0	0	0	0	0	0	0	0	0	0	10	34	39	30 to 40	70.0	6	60.0
25/12/2024	07:00	0	0	0	8	4	4	3	0	0	0	0	0	0	0	0	0	0	0	0	0	19	32.6	40	25 to 35	63.2	7	36.8
25/12/2024	08:00	0	1	0	6	14	14	8	1	0	0	0	0	0	0	0	0	0	0	0	0	44	35	41.2	30 to 40	63.6	23	52.3
25/12/2024	09:00	1	2	3	13	12	26	5	0	0	0	0	0	0	0	0	0	0	0	0	0	62	32.8	39.2	30 to 40	61.3	31	50.0
25/12/2024	10:00	1	3	3	23	33	31	7	4	0	0	0	0	0	0	0	0	0	0	0	0	105	33.1	39.2	30 to 40	61.0	42	40.0
25/12/2024	11:00	0	4	8	27	48	34	8	3	0	0	0	0	0	0	0	0	0	0	0	0	132	32.5	38.7	30 to 40	62.1	45	34.1
25/12/2024	12:00	4	1	12	35	55	39	9	2	0	0	0	0	0	0	0	0	0	0	0	0	157	31.9	38.3	30 to 40	59.9	50	31.8
25/12/2024	13:00	2	2	7	21	27	31	8	3	0	0	0	0	0	0	0	0	0	0	0	0	101	32.7	39.4	30 to 40	57.4	42	41.6
25/12/2024	14:00	1	0	0	9	30	15	9	1	1	0	0	0	0	0	0	0	0	0	0	0	66	34.4	40.6	30 to 40	68.2	26	39.4
25/12/2024	15:00	1	1	8	17	24	14	8	2	0	0	0	0	0	0	0	0	0	0	0	0	75	32.1	39.6	25 to 35	54.7	24	32.0
25/12/2024	16:00	2	3	10	22	30	10	3	1	1	0	0	0	0	0	0	0	0	0	0	0	82	30.1	36.5	25 to 35	63.4	15	18.3
25/12/2024	17:00	0	1	9	13	26	19	9	2	0	0	0	0	0	0	0	0	0	0	0	0	79	32.9	39.7	30 to 40	57.0	30	38.0
25/12/2024	18:00	0	2	4	17	31	25	3	0	0	0	0	0	0	0	0	0	0	0	0	0	82	32.3	38.2	30 to 40	68.3	28	34.1
25/12/2024	19:00	1	1	6	18	24	20	6	1	1	0	0	0	0	0	0	0	0	0	0	0	78	32.5	39	30 to 40	56.4	28	35.9
25/12/2024	20:00	2	2	1	21	25	24	1	4	0	0	0	1	0	0	0	0	0	0	0	0	81	32.8	38.8	30 to 40	60.5	30	37.0
25/12/2024	21:00	1	0	5	14	13	14	3	3	0	0	0	0	0	0	0	0	0	0	0	0	53	32.4	39.3	25 to 35	50.9	20	37.7
25/12/2024	22:00	1	1	1	15	18	11	1	1	1	0	0	0	0	0	0	0	0	0	0	0	50	31.9	37.7	25 to 35	66.0	14	28.0
25/12/2024	23:00	1	2	2	10	10	5	4	0	1	0	0	0	0	0	0	0	0	0	0	0	35	31.1	40	25 to 35	57.1	10	28.6
24 Hr Summary		19	28	84	299	437	349	100	29	5	0	0	1	0	0	0	0	0	0	0	0	1351	32.4	39	30 to 40	58.2	484	35.8

Incoming Histogram

TBL facing A28 December 2024

from Wed-Dec-11-2024-01-00-PM to Mon-Jan-06-2025-01-59-PM

Date	Starting Hr:min	<15	15 to <20	20 to <25	25 to <30	30 to <35	35 to <40	40 to <45	45 to <50	50 to <55	55 to <60	60 to <65	65 to <70	70 to <75	75 to <80	80 to <85	85 to <90	90 to <95	95 to <100	100 to >105	Total Counts	Avg Speed (MPH)	85pet Speed	10MPH Pace	% in pace	# of Speeders	% Speeders	
26/12/2024	00:00	1	0	0	1	5	0	0	0	0	0	0	0	0	0	0	0	0	0	0	0	7	28.4	34	25 to 35	85.7	*	*
26/12/2024	01:00	0	0	0	1	2	2	1	1	0	0	0	0	0	0	0	0	0	0	0	0	7	36.3	45	30 to 40	57.1	4	57.1
26/12/2024	02:00	0	0	0	1	4	0	0	0	0	0	0	0	0	0	0	0	0	0	0	0	5	31	33.8	25 to 35	100.0	*	*
26/12/2024	03:00	0	0	0	0	0	0	0	0	0	0	0	0	0	0	0	0	0	0	0	0	0	0	0	*	*	*	*
26/12/2024	04:00	0	0	1	0	0	0	0	0	0	0	0	0	0	0	0	0	0	0	0	0	1	22	25	15 to 25	100.0	*	*
26/12/2024	05:00	1	0	0	0	1	2	0	0	0	0	0	0	0	0	0	0	0	0	0	0	4	29.5	37.5	30 to 40	75.0	2	50.0
26/12/2024	06:00	0	0	2	0	3	1	3	0	0	0	0	0	0	0	0	0	0	0	0	0	9	33.7	43.3	30 to 40	44.4	4	44.4
26/12/2024	07:00	0	0	1	6	19	5	2	0	0	0	0	0	0	0	0	0	0	0	0	0	33	32.4	37	25 to 35	75.8	7	21.2
26/12/2024	08:00	0	2	2	10	12	8	6	2	1	0	0	0	0	0	0	0	0	0	0	0	43	33.4	42.5	25 to 35	51.2	17	39.5
26/12/2024	09:00	1	0	5	14	22	24	7	1	0	0	0	0	0	0	0	0	0	0	0	0	74	33.2	39.4	30 to 40	62.2	32	43.2
26/12/2024	10:00	1	0	6	27	37	23	12	3	0	0	0	0	0	0	0	0	0	0	0	0	109	33	39.8	25 to 35	58.7	38	34.9
26/12/2024	11:00	2	6	10	43	61	38	10	1	0	0	0	0	0	0	0	0	0	0	0	0	171	31.6	38	25 to 35	60.8	49	28.7
26/12/2024	12:00	4	2	9	38	72	42	10	2	0	0	0	0	0	0	0	0	0	0	0	0	179	32.1	38.2	30 to 40	63.7	54	30.2
26/12/2024	13:00	2	2	10	32	43	41	9	2	0	1	0	0	0	0	0	0	0	0	0	0	142	32.5	38.9	30 to 40	59.2	53	37.3
26/12/2024	14:00	4	4	7	45	50	31	6	1	0	0	0	0	0	0	0	0	0	0	0	0	148	31	37.6	25 to 35	64.2	38	25.7
26/12/2024	15:00	1	6	7	35	41	25	20	2	0	0	0	0	0	0	0	0	0	0	0	0	137	32.4	40.2	25 to 35	55.5	47	34.3
26/12/2024	16:00	1	1	5	21	37	28	7	3	0	0	0	0	0	0	0	0	0	0	0	0	103	33	39.1	30 to 40	63.1	38	36.9
26/12/2024	17:00	0	1	8	26	42	30	13	1	1	0	0	0	0	0	0	0	0	0	0	0	122	33.1	39.5	30 to 40	59.0	45	36.9
26/12/2024	18:00	2	4	13	25	28	23	9	1	0	0	0	0	0	0	0	0	0	0	0	0	105	31	38.7	25 to 35	50.5	33	31.4
26/12/2024	19:00	2	5	5	26	35	29	4	0	1	0	0	0	0	0	0	0	0	0	0	0	107	31.5	38.1	30 to 40	59.8	34	31.8
26/12/2024	20:00	0	2	4	29	31	16	8	0	1	0	0	0	0	0	0	0	0	0	0	0	91	32	38.4	25 to 35	65.9	25	27.5
26/12/2024	21:00	1	2	4	13	16	17	8	1	1	1	0	0	0	0	0	0	0	0	0	0	64	33.4	40.6	30 to 40	51.6	28	43.8
26/12/2024	22:00	0	1	3	8	14	8	5	0	0	0	0	0	0	0	0	0	0	0	0	0	39	32.4	39.4	25 to 35	56.4	13	33.3
26/12/2024	23:00	1	0	4	5	8	5	2	1	1	0	0	0	0	0	0	0	0	0	0	0	27	31.9	40	25 to 35	48.1	9	33.3
24 Hr Summary		24	38	106	406	583	398	142	22	6	2	0	0	0	0	0	0	0	0	0	0	1727	32.2	38.9	25 to 35	57.3	570	33.0

Incoming Histogram

TBL facing A28 December 2024

from Wed-Dec-11-2024-01-00-PM to Mon-Jan-06-2025-01-59-PM

Date	Starting Hr:min	<15	15 to <20	20 to <25	25 to <30	30 to <35	35 to <40	40 to <45	45 to <50	50 to <55	55 to <60	60 to <65	65 to <70	70 to <75	75 to <80	80 to <85	85 to <90	90 to <95	95 to <100	100 to >105	Total Counts	Avg Speed (MPH)	85pet Speed	10MPH Pace	% in pace	# of Speeders	% Speeders	
27/12/2024	00:00	0	0	1	3	3	1	0	0	0	0	0	0	0	0	0	0	0	0	0	0	8	29.5	35	25 to 35	75.0	1	12.5
27/12/2024	01:00	1	1	2	1	7	0	1	0	0	0	0	0	0	0	0	0	0	0	0	0	13	28.3	34.3	25 to 35	61.5	1	7.7
27/12/2024	02:00	0	0	0	0	3	0	1	1	0	0	0	0	0	0	0	0	0	0	0	0	5	37	45	25 to 35	60.0	2	40.0
27/12/2024	03:00	1	0	0	0	0	0	0	0	0	0	1	0	0	0	0	0	0	0	0	0	2	37	65	5 to 15	50.0	1	50.0
27/12/2024	04:00	0	0	0	0	0	0	1	0	0	0	0	0	0	0	0	0	0	0	0	0	1	42	45	35 to 45	100.0	1	100.0
27/12/2024	05:00	2	3	0	1	3	0	2	0	0	0	0	0	0	0	0	0	0	0	0	0	11	25.6	35	10 to 20	45.5	2	18.2
27/12/2024	06:00	1	1	1	4	7	2	2	0	0	0	0	0	0	0	0	0	0	0	0	0	18	30.2	37.5	25 to 35	61.1	4	22.2
27/12/2024	07:00	0	2	2	16	25	16	1	0	1	0	0	0	0	0	0	0	0	0	0	0	63	32	37.8	25 to 35	65.1	18	28.6
27/12/2024	08:00	0	5	3	20	39	18	13	1	1	0	0	0	0	0	0	0	0	0	0	0	100	32.8	40	25 to 35	59.0	33	33.0
27/12/2024	09:00	0	3	7	27	43	26	13	0	0	0	0	0	0	0	0	0	0	0	0	0	119	32.5	39	25 to 35	58.8	39	32.8
27/12/2024	10:00	3	2	10	49	53	29	15	1	0	0	0	0	0	0	0	0	0	0	0	0	162	31.6	38.6	25 to 35	63.0	45	27.8
27/12/2024	11:00	3	2	17	53	73	40	10	2	0	1	0	0	0	0	0	0	0	0	0	0	201	31.6	37.9	25 to 35	62.7	53	26.4
27/12/2024	12:00	4	11	21	56	73	48	12	2	0	0	0	0	0	0	0	0	0	0	0	0	227	30.9	37.9	25 to 35	56.8	62	27.3
27/12/2024	13:00	3	6	16	48	70	43	15	2	0	0	0	0	0	0	0	0	0	0	0	0	203	31.6	38.5	25 to 35	58.1	60	29.6
27/12/2024	14:00	0	5	15	57	70	37	17	1	0	1	0	0	0	0	0	0	0	0	0	0	203	31.9	38.5	25 to 35	62.6	56	27.6
27/12/2024	15:00	2	7	12	42	67	35	16	0	0	0	0	0	0	0	0	0	0	0	0	0	181	31.6	38.4	25 to 35	60.2	51	28.2
27/12/2024	16:00	5	0	8	44	64	51	12	2	0	0	0	0	0	0	0	0	0	0	0	0	186	32.4	38.6	30 to 40	61.8	65	34.9
27/12/2024	17:00	1	3	20	46	57	25	13	1	0	1	0	0	0	0	0	0	0	0	0	0	167	31.2	38	25 to 35	61.7	40	24.0
27/12/2024	18:00	3	2	6	41	48	25	8	1	0	0	0	0	0	0	0	0	0	0	0	0	134	31.4	37.8	25 to 35	66.4	34	25.4
27/12/2024	19:00	5	2	2	30	37	25	4	3	1	0	0	0	0	0	0	0	0	0	0	0	109	31.7	38.4	25 to 35	61.5	33	30.3
27/12/2024	20:00	0	0	3	24	28	24	9	3	0	0	0	0	0	0	0	0	0	0	0	0	91	33.5	39.6	25 to 35	57.1	36	39.6
27/12/2024	21:00	0	2	3	13	18	15	3	0	2	1	0	0	0	0	0	0	0	0	0	0	57	33.1	39	30 to 40	57.9	21	36.8
27/12/2024	22:00	2	2	1	11	17	11	5	1	0	0	0	0	0	0	0	0	0	0	0	0	50	31.9	39.1	25 to 35	56.0	17	34.0
27/12/2024	23:00	0	1	1	12	10	9	8	1	0	0	0	0	0	0	0	0	0	0	0	0	42	33.5	41.9	25 to 35	52.4	18	42.9
24 Hr Summary		36	60	151	598	815	480	181	22	5	4	1	0	0	0	0	0	0	0	0	2353	31.8	38.5	25 to 35	60.1	693	29.5	

Incoming Histogram

TBL facing A28 December 2024

from Wed-Dec-11-2024-01-00-PM to Mon-Jan-06-2025-01-59-PM

Date	Starting Hr:min	<15	15 to <20	20 to <25	25 to <30	30 to <35	35 to <40	40 to <45	45 to <50	50 to <55	55 to <60	60 to <65	65 to <70	70 to <75	75 to <80	80 to <85	85 to <90	90 to <95	95 to <100	100 to >105	Total Counts	Avg Speed (MPH)	85pet Speed	10MPH Pace	% in pace	# of Speeders	% Speeders
28/12/2024	00:00	0	0	0	3	6	3	2	0	0	0	0	0	0	0	0	0	0	0	0	14	33.6	40	25 to 35	64.3	5	35.7
28/12/2024	01:00	0	0	0	0	3	2	3	0	0	0	0	0	0	0	0	0	0	0	0	8	37	43.3	30 to 40	62.5	5	62.5
28/12/2024	02:00	1	0	0	0	0	1	0	1	0	0	0	0	0	0	0	0	0	0	0	3	32	50	5 to 15	33.3	2	66.7
28/12/2024	03:00	0	0	0	3	1	2	1	0	0	0	0	0	0	0	0	0	0	0	0	7	32.9	40	25 to 35	57.1	3	42.9
28/12/2024	04:00	0	0	0	1	1	1	0	0	0	0	0	0	0	0	0	0	0	0	0	3	32	40	25 to 35	66.7	1	33.3
28/12/2024	05:00	0	0	1	2	3	0	1	0	0	0	0	0	0	0	0	0	0	0	0	7	30.6	35	25 to 35	71.4	1	14.3
28/12/2024	06:00	2	1	3	5	7	7	2	0	0	0	0	0	0	0	0	0	0	0	0	27	30.2	38.6	30 to 40	51.9	9	33.3
28/12/2024	07:00	0	2	3	4	12	8	5	1	0	0	0	0	0	0	0	0	0	0	0	35	33	41	30 to 40	57.1	14	40.0
28/12/2024	08:00	0	2	3	18	29	28	8	2	0	0	0	0	0	0	0	0	0	0	0	90	33.4	39.3	30 to 40	63.3	38	42.2
28/12/2024	09:00	1	6	11	33	43	17	2	1	0	0	0	0	0	0	0	0	0	0	0	114	30.1	35.9	25 to 35	66.7	20	17.5
28/12/2024	10:00	2	3	7	45	48	29	9	3	0	0	0	0	0	0	0	0	0	0	0	146	31.7	38.3	25 to 35	63.7	41	28.1
28/12/2024	11:00	2	7	12	47	55	41	9	1	0	0	0	0	0	0	0	0	0	0	0	174	31.3	38	25 to 35	58.6	51	29.3
28/12/2024	12:00	3	5	24	40	68	42	14	2	0	0	0	0	0	0	0	0	0	0	0	198	31.4	38.3	30 to 40	55.6	58	29.3
28/12/2024	13:00	5	6	7	24	63	50	21	3	0	0	0	0	0	0	0	0	0	0	0	179	33.1	39.7	30 to 40	63.1	74	41.3
28/12/2024	14:00	1	10	11	54	73	41	11	3	0	0	0	0	0	0	0	0	0	0	0	204	31.5	37.9	25 to 35	62.3	55	27.0
28/12/2024	15:00	2	4	14	37	57	36	12	0	0	0	0	0	0	0	0	0	0	0	0	162	31.6	38.3	25 to 35	58.0	48	29.6
28/12/2024	16:00	3	6	6	48	61	30	9	2	0	0	0	0	0	0	0	0	0	0	0	165	31.3	37.7	25 to 35	66.1	41	24.8
28/12/2024	17:00	5	3	10	28	53	26	13	3	1	0	0	0	0	0	0	0	0	0	0	142	31.9	39.2	25 to 35	57.0	43	30.3
28/12/2024	18:00	3	5	12	22	43	36	6	1	0	0	0	0	0	0	0	0	0	0	0	128	31.5	38.3	30 to 40	61.7	43	33.6
28/12/2024	19:00	4	1	4	32	29	17	11	0	1	0	0	0	0	0	0	0	0	0	0	99	31.5	39.1	25 to 35	61.6	29	29.3
28/12/2024	20:00	6	4	6	28	26	21	8	0	0	0	0	0	0	0	0	0	0	0	0	99	30.3	38.3	25 to 35	54.5	29	29.3
28/12/2024	21:00	2	1	1	12	19	14	4	2	0	0	0	0	0	0	0	0	0	0	0	55	32.6	39.3	30 to 40	60.0	20	36.4
28/12/2024	22:00	5	1	1	8	13	12	6	4	0	0	0	0	0	0	0	0	0	0	0	50	32.5	41.7	30 to 40	50.0	22	44.0
28/12/2024	23:00	0	0	0	14	7	7	5	1	1	1	0	0	0	0	0	0	0	0	0	36	34.4	43	25 to 35	58.3	15	41.7
24 Hr Summary		47	67	136	508	720	471	162	30	3	1	0	0	0	0	0	0	0	0	0	2145	31.7	38.7	25 to 35	57.2	667	31.1

Incoming Histogram

TBL facing A28 December 2024

from Wed-Dec-11-2024-01-00-PM to Mon-Jan-06-2025-01-59-PM

Date	Starting Hr:min	<15	15 to <20	20 to <25	25 to <30	30 to <35	35 to <40	40 to <45	45 to <50	50 to <55	55 to <60	60 to <65	65 to <70	70 to <75	75 to <80	80 to <85	85 to <90	90 to <95	95 to <100	100 to >105	Total Counts	Avg Speed (MPH)	85pct Speed	10MPH Pace	% in pace	# of Speeders	% Speeders	
29/12/2024	00:00	1	0	3	3	6	4	3	1	0	0	0	0	0	0	0	0	0	0	0	21	32.1	41.7	30 to 40	47.6	8	38.1	
29/12/2024	01:00	0	0	1	1	2	1	0	2	0	0	0	0	0	0	0	0	0	0	0	7	34.9	47.5	25 to 35	42.9	3	42.9	
29/12/2024	02:00	0	1	0	1	0	1	1	0	0	0	0	0	0	0	0	0	0	0	0	4	30.8	40	35 to 45	50.0	2	50.0	
29/12/2024	03:00	0	0	0	1	1	1	0	0	0	0	0	0	0	0	0	0	0	0	0	3	32	40	25 to 35	66.7	1	33.3	
29/12/2024	04:00	0	0	0	3	0	1	0	0	1	0	0	0	0	0	0	0	0	0	0	5	34	40	20 to 30	60.0	2	40.0	
29/12/2024	05:00	1	1	1	0	2	0	0	0	0	0	0	0	0	0	0	0	0	0	0	5	23	32.5	10 to 20	40.0	*	*	
29/12/2024	06:00	0	0	1	1	4	3	4	0	0	0	0	0	0	0	0	0	0	0	0	13	35.1	42.5	30 to 40	53.8	7	53.8	
29/12/2024	07:00	0	0	2	6	12	5	2	1	0	0	0	0	0	0	0	0	0	0	0	28	32.6	39	25 to 35	64.3	8	28.6	
29/12/2024	08:00	0	0	2	11	18	9	4	0	0	0	0	0	0	0	0	0	0	0	0	44	32.5	38.3	25 to 35	65.9	13	29.5	
29/12/2024	09:00	0	1	3	19	34	17	5	2	0	0	0	0	0	0	0	0	0	0	0	81	32.6	38.5	25 to 35	65.4	24	29.6	
29/12/2024	10:00	1	4	7	41	56	27	4	1	0	1	0	0	0	0	0	0	0	0	0	142	31.4	37.2	25 to 35	68.3	33	23.2	
29/12/2024	11:00	0	9	15	37	56	37	7	1	0	0	0	0	0	0	0	0	0	0	0	162	31.2	37.8	25 to 35	57.4	45	27.8	
29/12/2024	12:00	6	7	14	69	71	39	10	0	0	1	0	0	0	0	0	0	0	0	0	217	30.6	37.2	25 to 35	64.5	50	23.0	
29/12/2024	13:00	4	5	8	56	64	39	14	3	0	0	0	0	0	0	0	0	0	0	0	193	31.7	38.5	25 to 35	62.2	56	29.0	
29/12/2024	14:00	4	4	7	45	47	40	11	1	1	0	0	0	0	0	0	0	0	0	0	160	31.8	38.6	25 to 35	57.5	53	33.1	
29/12/2024	15:00	8	5	14	36	61	30	13	1	0	0	0	0	0	0	0	0	0	0	0	168	30.8	38.2	25 to 35	57.7	44	26.2	
29/12/2024	16:00	1	2	10	32	56	37	9	2	0	0	0	0	0	0	0	0	0	0	0	149	32.4	38.5	30 to 40	62.4	48	32.2	
29/12/2024	17:00	3	3	10	34	55	24	8	4	1	1	0	0	0	0	0	0	0	0	0	143	31.8	38.5	25 to 35	62.2	38	26.6	
29/12/2024	18:00	1	0	2	11	9	3	2	1	0	0	0	0	0	0	0	0	0	0	0	29	30.8	38.3	25 to 35	69.0	6	20.7	
29/12/2024	19:00	*	*	*	*	*	*	*	*	*	*	*	*	*	*	*	*	*	*	*	*	*	*	*	*	*	*	*
29/12/2024	20:00	*	*	*	*	*	*	*	*	*	*	*	*	*	*	*	*	*	*	*	*	*	*	*	*	*	*	*
29/12/2024	21:00	*	*	*	*	*	*	*	*	*	*	*	*	*	*	*	*	*	*	*	*	*	*	*	*	*	*	*
29/12/2024	22:00	*	*	*	*	*	*	*	*	*	*	*	*	*	*	*	*	*	*	*	*	*	*	*	*	*	*	*
29/12/2024	23:00	*	*	*	*	*	*	*	*	*	*	*	*	*	*	*	*	*	*	*	*	*	*	*	*	*	*	*
24 Hr Summary		30	42	100	407	554	318	97	20	3	3	0	0	0	0	0	0	0	0	0	1574	31.6	38.2	25 to 35	61.1	441	28.0	

Incoming Histogram

TBL facing A28 December 2024

from Wed-Dec-11-2024-01-00-PM to Mon-Jan-06-2025-01-59-PM

Date	Starting Hr:min	<15	15 to <20	20 to <25	25 to <30	30 to <35	35 to <40	40 to <45	45 to <50	50 to <55	55 to <60	60 to <65	65 to <70	70 to <75	75 to <80	80 to <85	85 to <90	90 to <95	95 to <100	100 to >105	Total Counts	Avg Speed (MPH)	85pct Speed	10MPH Pace	% in pace	# of Speeders	% Speeders
30/12/2024	00:00	*	*	*	*	*	*	*	*	*	*	*	*	*	*	*	*	*	*	*	*	*	*	*	*	*	*
30/12/2024	01:00	*	*	*	*	*	*	*	*	*	*	*	*	*	*	*	*	*	*	*	*	*	*	*	*	*	*
30/12/2024	02:00	*	*	*	*	*	*	*	*	*	*	*	*	*	*	*	*	*	*	*	*	*	*	*	*	*	*
30/12/2024	03:00	*	*	*	*	*	*	*	*	*	*	*	*	*	*	*	*	*	*	*	*	*	*	*	*	*	*
30/12/2024	04:00	*	*	*	*	*	*	*	*	*	*	*	*	*	*	*	*	*	*	*	*	*	*	*	*	*	*
30/12/2024	05:00	*	*	*	*	*	*	*	*	*	*	*	*	*	*	*	*	*	*	*	*	*	*	*	*	*	*
30/12/2024	06:00	*	*	*	*	*	*	*	*	*	*	*	*	*	*	*	*	*	*	*	*	*	*	*	*	*	*
30/12/2024	07:00	*	*	*	*	*	*	*	*	*	*	*	*	*	*	*	*	*	*	*	*	*	*	*	*	*	*
30/12/2024	08:00	*	*	*	*	*	*	*	*	*	*	*	*	*	*	*	*	*	*	*	*	*	*	*	*	*	*
30/12/2024	09:00	*	*	*	*	*	*	*	*	*	*	*	*	*	*	*	*	*	*	*	*	*	*	*	*	*	*
30/12/2024	10:00	*	*	*	*	*	*	*	*	*	*	*	*	*	*	*	*	*	*	*	*	*	*	*	*	*	*
30/12/2024	11:00	*	*	*	*	*	*	*	*	*	*	*	*	*	*	*	*	*	*	*	*	*	*	*	*	*	*
30/12/2024	12:00	*	*	*	*	*	*	*	*	*	*	*	*	*	*	*	*	*	*	*	*	*	*	*	*	*	*
30/12/2024	13:00	*	*	*	*	*	*	*	*	*	*	*	*	*	*	*	*	*	*	*	*	*	*	*	*	*	*
30/12/2024	14:00	*	*	*	*	*	*	*	*	*	*	*	*	*	*	*	*	*	*	*	*	*	*	*	*	*	*
30/12/2024	15:00	*	*	*	*	*	*	*	*	*	*	*	*	*	*	*	*	*	*	*	*	*	*	*	*	*	*
30/12/2024	16:00	*	*	*	*	*	*	*	*	*	*	*	*	*	*	*	*	*	*	*	*	*	*	*	*	*	*
30/12/2024	17:00	*	*	*	*	*	*	*	*	*	*	*	*	*	*	*	*	*	*	*	*	*	*	*	*	*	*
30/12/2024	18:00	*	*	*	*	*	*	*	*	*	*	*	*	*	*	*	*	*	*	*	*	*	*	*	*	*	*
30/12/2024	19:00	*	*	*	*	*	*	*	*	*	*	*	*	*	*	*	*	*	*	*	*	*	*	*	*	*	*
30/12/2024	20:00	*	*	*	*	*	*	*	*	*	*	*	*	*	*	*	*	*	*	*	*	*	*	*	*	*	*
30/12/2024	21:00	*	*	*	*	*	*	*	*	*	*	*	*	*	*	*	*	*	*	*	*	*	*	*	*	*	*
30/12/2024	22:00	*	*	*	*	*	*	*	*	*	*	*	*	*	*	*	*	*	*	*	*	*	*	*	*	*	*
30/12/2024	23:00	*	*	*	*	*	*	*	*	*	*	*	*	*	*	*	*	*	*	*	*	*	*	*	*	*	*
24 Hr Summary		0	0	0	0	0	0	0	0	0	0	0	0	0	0	0	0	0	0	0	0	0	0	0	*	*	*

Incoming Histogram

TBL facing A28 December 2024

from Wed-Dec-11-2024-01-00-PM to Mon-Jan-06-2025-01-59-PM

Date	Starting Hr:min	<15	15 to <20	20 to <25	25 to <30	30 to <35	35 to <40	40 to <45	45 to <50	50 to <55	55 to <60	60 to <65	65 to <70	70 to <75	75 to <80	80 to <85	85 to <90	90 to <95	95 to <100	100 to >105	Total Counts	Avg Speed (MPH)	85pct Speed	10MPH Pace	% in pace	# of Speeders	% Speeders
31/12/2024	00:00	*	*	*	*	*	*	*	*	*	*	*	*	*	*	*	*	*	*	*	*	*	*	*	*	*	*
31/12/2024	01:00	*	*	*	*	*	*	*	*	*	*	*	*	*	*	*	*	*	*	*	*	*	*	*	*	*	*
31/12/2024	02:00	*	*	*	*	*	*	*	*	*	*	*	*	*	*	*	*	*	*	*	*	*	*	*	*	*	*
31/12/2024	03:00	*	*	*	*	*	*	*	*	*	*	*	*	*	*	*	*	*	*	*	*	*	*	*	*	*	*
31/12/2024	04:00	*	*	*	*	*	*	*	*	*	*	*	*	*	*	*	*	*	*	*	*	*	*	*	*	*	*
31/12/2024	05:00	*	*	*	*	*	*	*	*	*	*	*	*	*	*	*	*	*	*	*	*	*	*	*	*	*	*
31/12/2024	06:00	*	*	*	*	*	*	*	*	*	*	*	*	*	*	*	*	*	*	*	*	*	*	*	*	*	*
31/12/2024	07:00	*	*	*	*	*	*	*	*	*	*	*	*	*	*	*	*	*	*	*	*	*	*	*	*	*	*
31/12/2024	08:00	*	*	*	*	*	*	*	*	*	*	*	*	*	*	*	*	*	*	*	*	*	*	*	*	*	*
31/12/2024	09:00	*	*	*	*	*	*	*	*	*	*	*	*	*	*	*	*	*	*	*	*	*	*	*	*	*	*
31/12/2024	10:00	*	*	*	*	*	*	*	*	*	*	*	*	*	*	*	*	*	*	*	*	*	*	*	*	*	*
31/12/2024	11:00	*	*	*	*	*	*	*	*	*	*	*	*	*	*	*	*	*	*	*	*	*	*	*	*	*	*
31/12/2024	12:00	*	*	*	*	*	*	*	*	*	*	*	*	*	*	*	*	*	*	*	*	*	*	*	*	*	*
31/12/2024	13:00	*	*	*	*	*	*	*	*	*	*	*	*	*	*	*	*	*	*	*	*	*	*	*	*	*	*
31/12/2024	14:00	*	*	*	*	*	*	*	*	*	*	*	*	*	*	*	*	*	*	*	*	*	*	*	*	*	*
31/12/2024	15:00	*	*	*	*	*	*	*	*	*	*	*	*	*	*	*	*	*	*	*	*	*	*	*	*	*	*
31/12/2024	16:00	*	*	*	*	*	*	*	*	*	*	*	*	*	*	*	*	*	*	*	*	*	*	*	*	*	*
31/12/2024	17:00	*	*	*	*	*	*	*	*	*	*	*	*	*	*	*	*	*	*	*	*	*	*	*	*	*	*
31/12/2024	18:00	*	*	*	*	*	*	*	*	*	*	*	*	*	*	*	*	*	*	*	*	*	*	*	*	*	*
31/12/2024	19:00	*	*	*	*	*	*	*	*	*	*	*	*	*	*	*	*	*	*	*	*	*	*	*	*	*	*
31/12/2024	20:00	*	*	*	*	*	*	*	*	*	*	*	*	*	*	*	*	*	*	*	*	*	*	*	*	*	*
31/12/2024	21:00	*	*	*	*	*	*	*	*	*	*	*	*	*	*	*	*	*	*	*	*	*	*	*	*	*	*
31/12/2024	22:00	*	*	*	*	*	*	*	*	*	*	*	*	*	*	*	*	*	*	*	*	*	*	*	*	*	*
31/12/2024	23:00	*	*	*	*	*	*	*	*	*	*	*	*	*	*	*	*	*	*	*	*	*	*	*	*	*	*
24 Hr Summary		0	0	0	0	0	0	0	0	0	0	0	0	0	0	0	0	0	0	0	0	0	0	0	*	*	*

Incoming Histogram

TBL facing A28 December 2024

from Wed-Dec-11-2024-01-00-PM to Mon-Jan-06-2025-01-59-PM

Date	Starting Hr:min	<15	15 to <20	20 to <25	25 to <30	30 to <35	35 to <40	40 to <45	45 to <50	50 to <55	55 to <60	60 to <65	65 to <70	70 to <75	75 to <80	80 to <85	85 to <90	90 to <95	95 to <100	100 to >105	Total Counts	Avg Speed (MPH)	85pet Speed	10MPH Pace	% in pace	# of Speeders	% Speeders
01/01/2025	00:00	*	*	*	*	*	*	*	*	*	*	*	*	*	*	*	*	*	*	*	*	*	*	*	*	*	*
01/01/2025	01:00	*	*	*	*	*	*	*	*	*	*	*	*	*	*	*	*	*	*	*	*	*	*	*	*	*	*
01/01/2025	02:00	*	*	*	*	*	*	*	*	*	*	*	*	*	*	*	*	*	*	*	*	*	*	*	*	*	*
01/01/2025	03:00	*	*	*	*	*	*	*	*	*	*	*	*	*	*	*	*	*	*	*	*	*	*	*	*	*	*
01/01/2025	04:00	*	*	*	*	*	*	*	*	*	*	*	*	*	*	*	*	*	*	*	*	*	*	*	*	*	*
01/01/2025	05:00	*	*	*	*	*	*	*	*	*	*	*	*	*	*	*	*	*	*	*	*	*	*	*	*	*	*
01/01/2025	06:00	*	*	*	*	*	*	*	*	*	*	*	*	*	*	*	*	*	*	*	*	*	*	*	*	*	*
01/01/2025	07:00	*	*	*	*	*	*	*	*	*	*	*	*	*	*	*	*	*	*	*	*	*	*	*	*	*	*
01/01/2025	08:00	*	*	*	*	*	*	*	*	*	*	*	*	*	*	*	*	*	*	*	*	*	*	*	*	*	*
01/01/2025	09:00	*	*	*	*	*	*	*	*	*	*	*	*	*	*	*	*	*	*	*	*	*	*	*	*	*	*
01/01/2025	10:00	*	*	*	*	*	*	*	*	*	*	*	*	*	*	*	*	*	*	*	*	*	*	*	*	*	*
01/01/2025	11:00	*	*	*	*	*	*	*	*	*	*	*	*	*	*	*	*	*	*	*	*	*	*	*	*	*	*
01/01/2025	12:00	*	*	*	*	*	*	*	*	*	*	*	*	*	*	*	*	*	*	*	*	*	*	*	*	*	*
01/01/2025	13:00	*	*	*	*	*	*	*	*	*	*	*	*	*	*	*	*	*	*	*	*	*	*	*	*	*	*
01/01/2025	14:00	*	*	*	*	*	*	*	*	*	*	*	*	*	*	*	*	*	*	*	*	*	*	*	*	*	*
01/01/2025	15:00	*	*	*	*	*	*	*	*	*	*	*	*	*	*	*	*	*	*	*	*	*	*	*	*	*	*
01/01/2025	16:00	*	*	*	*	*	*	*	*	*	*	*	*	*	*	*	*	*	*	*	*	*	*	*	*	*	*
01/01/2025	17:00	*	*	*	*	*	*	*	*	*	*	*	*	*	*	*	*	*	*	*	*	*	*	*	*	*	*
01/01/2025	18:00	*	*	*	*	*	*	*	*	*	*	*	*	*	*	*	*	*	*	*	*	*	*	*	*	*	*
01/01/2025	19:00	*	*	*	*	*	*	*	*	*	*	*	*	*	*	*	*	*	*	*	*	*	*	*	*	*	*
01/01/2025	20:00	*	*	*	*	*	*	*	*	*	*	*	*	*	*	*	*	*	*	*	*	*	*	*	*	*	*
01/01/2025	21:00	*	*	*	*	*	*	*	*	*	*	*	*	*	*	*	*	*	*	*	*	*	*	*	*	*	*
01/01/2025	22:00	*	*	*	*	*	*	*	*	*	*	*	*	*	*	*	*	*	*	*	*	*	*	*	*	*	*
01/01/2025	23:00	*	*	*	*	*	*	*	*	*	*	*	*	*	*	*	*	*	*	*	*	*	*	*	*	*	*
24 Hr Summary		0	0	0	0	0	0	0	0	0	0	0	0	0	0	0	0	0	0	0	0	0	0	0	*	*	*

Incoming Histogram

TBL facing A28 December 2024

from Wed-Dec-11-2024-01-00-PM to Mon-Jan-06-2025-01-59-PM

Date	Starting Hr:min	<15	15 to <20	20 to <25	25 to <30	30 to <35	35 to <40	40 to <45	45 to <50	50 to <55	55 to <60	60 to <65	65 to <70	70 to <75	75 to <80	80 to <85	85 to <90	90 to <95	95 to <100	100 to >105	Total Counts	Avg Speed (MPH)	85pet Speed	10MPH Pace	% in pace	# of Speeders	% Speeders
02/01/2025	00:00	*	*	*	*	*	*	*	*	*	*	*	*	*	*	*	*	*	*	*	*	*	*	*	*	*	*
02/01/2025	01:00	*	*	*	*	*	*	*	*	*	*	*	*	*	*	*	*	*	*	*	*	*	*	*	*	*	*
02/01/2025	02:00	*	*	*	*	*	*	*	*	*	*	*	*	*	*	*	*	*	*	*	*	*	*	*	*	*	*
02/01/2025	03:00	*	*	*	*	*	*	*	*	*	*	*	*	*	*	*	*	*	*	*	*	*	*	*	*	*	*
02/01/2025	04:00	*	*	*	*	*	*	*	*	*	*	*	*	*	*	*	*	*	*	*	*	*	*	*	*	*	*
02/01/2025	05:00	*	*	*	*	*	*	*	*	*	*	*	*	*	*	*	*	*	*	*	*	*	*	*	*	*	*
02/01/2025	06:00	*	*	*	*	*	*	*	*	*	*	*	*	*	*	*	*	*	*	*	*	*	*	*	*	*	*
02/01/2025	07:00	*	*	*	*	*	*	*	*	*	*	*	*	*	*	*	*	*	*	*	*	*	*	*	*	*	*
02/01/2025	08:00	*	*	*	*	*	*	*	*	*	*	*	*	*	*	*	*	*	*	*	*	*	*	*	*	*	*
02/01/2025	09:00	*	*	*	*	*	*	*	*	*	*	*	*	*	*	*	*	*	*	*	*	*	*	*	*	*	*
02/01/2025	10:00	*	*	*	*	*	*	*	*	*	*	*	*	*	*	*	*	*	*	*	*	*	*	*	*	*	*
02/01/2025	11:00	*	*	*	*	*	*	*	*	*	*	*	*	*	*	*	*	*	*	*	*	*	*	*	*	*	*
02/01/2025	12:00	*	*	*	*	*	*	*	*	*	*	*	*	*	*	*	*	*	*	*	*	*	*	*	*	*	*
02/01/2025	13:00	*	*	*	*	*	*	*	*	*	*	*	*	*	*	*	*	*	*	*	*	*	*	*	*	*	*
02/01/2025	14:00	*	*	*	*	*	*	*	*	*	*	*	*	*	*	*	*	*	*	*	*	*	*	*	*	*	*
02/01/2025	15:00	*	*	*	*	*	*	*	*	*	*	*	*	*	*	*	*	*	*	*	*	*	*	*	*	*	*
02/01/2025	16:00	*	*	*	*	*	*	*	*	*	*	*	*	*	*	*	*	*	*	*	*	*	*	*	*	*	*
02/01/2025	17:00	*	*	*	*	*	*	*	*	*	*	*	*	*	*	*	*	*	*	*	*	*	*	*	*	*	*
02/01/2025	18:00	*	*	*	*	*	*	*	*	*	*	*	*	*	*	*	*	*	*	*	*	*	*	*	*	*	*
02/01/2025	19:00	*	*	*	*	*	*	*	*	*	*	*	*	*	*	*	*	*	*	*	*	*	*	*	*	*	*
02/01/2025	20:00	*	*	*	*	*	*	*	*	*	*	*	*	*	*	*	*	*	*	*	*	*	*	*	*	*	*
02/01/2025	21:00	*	*	*	*	*	*	*	*	*	*	*	*	*	*	*	*	*	*	*	*	*	*	*	*	*	*
02/01/2025	22:00	*	*	*	*	*	*	*	*	*	*	*	*	*	*	*	*	*	*	*	*	*	*	*	*	*	*
02/01/2025	23:00	*	*	*	*	*	*	*	*	*	*	*	*	*	*	*	*	*	*	*	*	*	*	*	*	*	*
24 Hr Summary		0	0	0	0	0	0	0	0	0	0	0	0	0	0	0	0	0	0	0	0	0	0	0	*	*	*

Incoming Histogram

TBL facing A28 December 2024

from Wed-Dec-11-2024-01-00-PM to Mon-Jan-06-2025-01-59-PM

Date	Starting Hr:min	<15	15 to <20	20 to <25	25 to <30	30 to <35	35 to <40	40 to <45	45 to <50	50 to <55	55 to <60	60 to <65	65 to <70	70 to <75	75 to <80	80 to <85	85 to <90	90 to <95	95 to <100	100 to >105	Total Counts	Avg Speed (MPH)	85pet Speed	10MPH Pace	% in pace	# of Speeders	% Speeders
03/01/2025	00:00	*	*	*	*	*	*	*	*	*	*	*	*	*	*	*	*	*	*	*	*	*	*	*	*	*	*
03/01/2025	01:00	*	*	*	*	*	*	*	*	*	*	*	*	*	*	*	*	*	*	*	*	*	*	*	*	*	*
03/01/2025	02:00	*	*	*	*	*	*	*	*	*	*	*	*	*	*	*	*	*	*	*	*	*	*	*	*	*	*
03/01/2025	03:00	*	*	*	*	*	*	*	*	*	*	*	*	*	*	*	*	*	*	*	*	*	*	*	*	*	*
03/01/2025	04:00	*	*	*	*	*	*	*	*	*	*	*	*	*	*	*	*	*	*	*	*	*	*	*	*	*	*
03/01/2025	05:00	*	*	*	*	*	*	*	*	*	*	*	*	*	*	*	*	*	*	*	*	*	*	*	*	*	*
03/01/2025	06:00	*	*	*	*	*	*	*	*	*	*	*	*	*	*	*	*	*	*	*	*	*	*	*	*	*	*
03/01/2025	07:00	*	*	*	*	*	*	*	*	*	*	*	*	*	*	*	*	*	*	*	*	*	*	*	*	*	*
03/01/2025	08:00	*	*	*	*	*	*	*	*	*	*	*	*	*	*	*	*	*	*	*	*	*	*	*	*	*	*
03/01/2025	09:00	*	*	*	*	*	*	*	*	*	*	*	*	*	*	*	*	*	*	*	*	*	*	*	*	*	*
03/01/2025	10:00	*	*	*	*	*	*	*	*	*	*	*	*	*	*	*	*	*	*	*	*	*	*	*	*	*	*
03/01/2025	11:00	*	*	*	*	*	*	*	*	*	*	*	*	*	*	*	*	*	*	*	*	*	*	*	*	*	*
03/01/2025	12:00	*	*	*	*	*	*	*	*	*	*	*	*	*	*	*	*	*	*	*	*	*	*	*	*	*	*
03/01/2025	13:00	*	*	*	*	*	*	*	*	*	*	*	*	*	*	*	*	*	*	*	*	*	*	*	*	*	*
03/01/2025	14:00	*	*	*	*	*	*	*	*	*	*	*	*	*	*	*	*	*	*	*	*	*	*	*	*	*	*
03/01/2025	15:00	*	*	*	*	*	*	*	*	*	*	*	*	*	*	*	*	*	*	*	*	*	*	*	*	*	*
03/01/2025	16:00	*	*	*	*	*	*	*	*	*	*	*	*	*	*	*	*	*	*	*	*	*	*	*	*	*	*
03/01/2025	17:00	*	*	*	*	*	*	*	*	*	*	*	*	*	*	*	*	*	*	*	*	*	*	*	*	*	*
03/01/2025	18:00	*	*	*	*	*	*	*	*	*	*	*	*	*	*	*	*	*	*	*	*	*	*	*	*	*	*
03/01/2025	19:00	*	*	*	*	*	*	*	*	*	*	*	*	*	*	*	*	*	*	*	*	*	*	*	*	*	*
03/01/2025	20:00	*	*	*	*	*	*	*	*	*	*	*	*	*	*	*	*	*	*	*	*	*	*	*	*	*	*
03/01/2025	21:00	*	*	*	*	*	*	*	*	*	*	*	*	*	*	*	*	*	*	*	*	*	*	*	*	*	*
03/01/2025	22:00	*	*	*	*	*	*	*	*	*	*	*	*	*	*	*	*	*	*	*	*	*	*	*	*	*	*
03/01/2025	23:00	*	*	*	*	*	*	*	*	*	*	*	*	*	*	*	*	*	*	*	*	*	*	*	*	*	*
24 Hr Summary		0	0	0	0	0	0	0	0	0	0	0	0	0	0	0	0	0	0	0	0	0	0	0	*	*	*

Incoming Histogram

TBL facing A28 December 2024

from Wed-Dec-11-2024-01-00-PM to Mon-Jan-06-2025-01-59-PM

Date	Starting Hr:min	<15	15 to <20	20 to <25	25 to <30	30 to <35	35 to <40	40 to <45	45 to <50	50 to <55	55 to <60	60 to <65	65 to <70	70 to <75	75 to <80	80 to <85	85 to <90	90 to <95	95 to <100	100 to >105	Total Counts	Avg Speed (MPH)	85pet Speed	10MPH Pace	% in pace	# of Speeders	% Speeders
04/01/2025	00:00	*	*	*	*	*	*	*	*	*	*	*	*	*	*	*	*	*	*	*	*	*	*	*	*	*	*
04/01/2025	01:00	*	*	*	*	*	*	*	*	*	*	*	*	*	*	*	*	*	*	*	*	*	*	*	*	*	*
04/01/2025	02:00	*	*	*	*	*	*	*	*	*	*	*	*	*	*	*	*	*	*	*	*	*	*	*	*	*	*
04/01/2025	03:00	*	*	*	*	*	*	*	*	*	*	*	*	*	*	*	*	*	*	*	*	*	*	*	*	*	*
04/01/2025	04:00	*	*	*	*	*	*	*	*	*	*	*	*	*	*	*	*	*	*	*	*	*	*	*	*	*	*
04/01/2025	05:00	*	*	*	*	*	*	*	*	*	*	*	*	*	*	*	*	*	*	*	*	*	*	*	*	*	*
04/01/2025	06:00	*	*	*	*	*	*	*	*	*	*	*	*	*	*	*	*	*	*	*	*	*	*	*	*	*	*
04/01/2025	07:00	*	*	*	*	*	*	*	*	*	*	*	*	*	*	*	*	*	*	*	*	*	*	*	*	*	*
04/01/2025	08:00	*	*	*	*	*	*	*	*	*	*	*	*	*	*	*	*	*	*	*	*	*	*	*	*	*	*
04/01/2025	09:00	*	*	*	*	*	*	*	*	*	*	*	*	*	*	*	*	*	*	*	*	*	*	*	*	*	*
04/01/2025	10:00	*	*	*	*	*	*	*	*	*	*	*	*	*	*	*	*	*	*	*	*	*	*	*	*	*	*
04/01/2025	11:00	*	*	*	*	*	*	*	*	*	*	*	*	*	*	*	*	*	*	*	*	*	*	*	*	*	*
04/01/2025	12:00	*	*	*	*	*	*	*	*	*	*	*	*	*	*	*	*	*	*	*	*	*	*	*	*	*	*
04/01/2025	13:00	*	*	*	*	*	*	*	*	*	*	*	*	*	*	*	*	*	*	*	*	*	*	*	*	*	*
04/01/2025	14:00	*	*	*	*	*	*	*	*	*	*	*	*	*	*	*	*	*	*	*	*	*	*	*	*	*	*
04/01/2025	15:00	*	*	*	*	*	*	*	*	*	*	*	*	*	*	*	*	*	*	*	*	*	*	*	*	*	*
04/01/2025	16:00	*	*	*	*	*	*	*	*	*	*	*	*	*	*	*	*	*	*	*	*	*	*	*	*	*	*
04/01/2025	17:00	*	*	*	*	*	*	*	*	*	*	*	*	*	*	*	*	*	*	*	*	*	*	*	*	*	*
04/01/2025	18:00	*	*	*	*	*	*	*	*	*	*	*	*	*	*	*	*	*	*	*	*	*	*	*	*	*	*
04/01/2025	19:00	*	*	*	*	*	*	*	*	*	*	*	*	*	*	*	*	*	*	*	*	*	*	*	*	*	*
04/01/2025	20:00	*	*	*	*	*	*	*	*	*	*	*	*	*	*	*	*	*	*	*	*	*	*	*	*	*	*
04/01/2025	21:00	*	*	*	*	*	*	*	*	*	*	*	*	*	*	*	*	*	*	*	*	*	*	*	*	*	*
04/01/2025	22:00	*	*	*	*	*	*	*	*	*	*	*	*	*	*	*	*	*	*	*	*	*	*	*	*	*	*
04/01/2025	23:00	*	*	*	*	*	*	*	*	*	*	*	*	*	*	*	*	*	*	*	*	*	*	*	*	*	*
24 Hr Summary		0	0	0	0	0	0	0	0	0	0	0	0	0	0	0	0	0	0	0	0	0	0	0	*	*	*

Incoming Histogram

TBL facing A28 December 2024

from Wed-Dec-11-2024-01-00-PM to Mon-Jan-06-2025-01-59-PM

Date	Starting Hr:min	<15	15 to <20	20 to <25	25 to <30	30 to <35	35 to <40	40 to <45	45 to <50	50 to <55	55 to <60	60 to <65	65 to <70	70 to <75	75 to <80	80 to <85	85 to <90	90 to <95	95 to <100	100 to >105	Total Counts	Avg Speed (MPH)	85pet Speed	10MPH Pace	% in pace	# of Speeders	% Speeders
05/01/2025	00:00	*	*	*	*	*	*	*	*	*	*	*	*	*	*	*	*	*	*	*	*	*	*	*	*	*	*
05/01/2025	01:00	*	*	*	*	*	*	*	*	*	*	*	*	*	*	*	*	*	*	*	*	*	*	*	*	*	*
05/01/2025	02:00	*	*	*	*	*	*	*	*	*	*	*	*	*	*	*	*	*	*	*	*	*	*	*	*	*	*
05/01/2025	03:00	*	*	*	*	*	*	*	*	*	*	*	*	*	*	*	*	*	*	*	*	*	*	*	*	*	*
05/01/2025	04:00	*	*	*	*	*	*	*	*	*	*	*	*	*	*	*	*	*	*	*	*	*	*	*	*	*	*
05/01/2025	05:00	*	*	*	*	*	*	*	*	*	*	*	*	*	*	*	*	*	*	*	*	*	*	*	*	*	*
05/01/2025	06:00	*	*	*	*	*	*	*	*	*	*	*	*	*	*	*	*	*	*	*	*	*	*	*	*	*	*
05/01/2025	07:00	*	*	*	*	*	*	*	*	*	*	*	*	*	*	*	*	*	*	*	*	*	*	*	*	*	*
05/01/2025	08:00	*	*	*	*	*	*	*	*	*	*	*	*	*	*	*	*	*	*	*	*	*	*	*	*	*	*
05/01/2025	09:00	*	*	*	*	*	*	*	*	*	*	*	*	*	*	*	*	*	*	*	*	*	*	*	*	*	*
05/01/2025	10:00	*	*	*	*	*	*	*	*	*	*	*	*	*	*	*	*	*	*	*	*	*	*	*	*	*	*
05/01/2025	11:00	*	*	*	*	*	*	*	*	*	*	*	*	*	*	*	*	*	*	*	*	*	*	*	*	*	*
05/01/2025	12:00	*	*	*	*	*	*	*	*	*	*	*	*	*	*	*	*	*	*	*	*	*	*	*	*	*	*
05/01/2025	13:00	*	*	*	*	*	*	*	*	*	*	*	*	*	*	*	*	*	*	*	*	*	*	*	*	*	*
05/01/2025	14:00	*	*	*	*	*	*	*	*	*	*	*	*	*	*	*	*	*	*	*	*	*	*	*	*	*	*
05/01/2025	15:00	*	*	*	*	*	*	*	*	*	*	*	*	*	*	*	*	*	*	*	*	*	*	*	*	*	*
05/01/2025	16:00	*	*	*	*	*	*	*	*	*	*	*	*	*	*	*	*	*	*	*	*	*	*	*	*	*	*
05/01/2025	17:00	*	*	*	*	*	*	*	*	*	*	*	*	*	*	*	*	*	*	*	*	*	*	*	*	*	*
05/01/2025	18:00	*	*	*	*	*	*	*	*	*	*	*	*	*	*	*	*	*	*	*	*	*	*	*	*	*	*
05/01/2025	19:00	*	*	*	*	*	*	*	*	*	*	*	*	*	*	*	*	*	*	*	*	*	*	*	*	*	*
05/01/2025	20:00	*	*	*	*	*	*	*	*	*	*	*	*	*	*	*	*	*	*	*	*	*	*	*	*	*	*
05/01/2025	21:00	*	*	*	*	*	*	*	*	*	*	*	*	*	*	*	*	*	*	*	*	*	*	*	*	*	*
05/01/2025	22:00	*	*	*	*	*	*	*	*	*	*	*	*	*	*	*	*	*	*	*	*	*	*	*	*	*	*
05/01/2025	23:00	*	*	*	*	*	*	*	*	*	*	*	*	*	*	*	*	*	*	*	*	*	*	*	*	*	*
24 Hr Summary		0	0	0	0	0	0	0	0	0	0	0	0	0	0	0	0	0	0	0	0	0	0	0	*	*	*

Incoming Histogram

TBL facing A28 December 2024

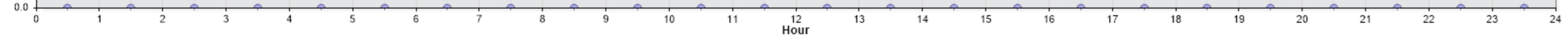
from Wed-Dec-11-2024-01-00-PM to Mon-Jan-06-2025-01-59-PM

Date	Starting Hr:min	<15	15 to <20	20 to <25	25 to <30	30 to <35	35 to <40	40 to <45	45 to <50	50 to <55	55 to <60	60 to <65	65 to <70	70 to <75	75 to <80	80 to <85	85 to <90	90 to <95	95 to <100	100 to >105	Total Counts	Avg Speed (MPH)	85pct Speed	10MPH Pace	% in pace	# of Speeders	% Speeders	
06/01/2025	00:00	*	*	*	*	*	*	*	*	*	*	*	*	*	*	*	*	*	*	*	*	*	*	*	*	*	*	
06/01/2025	01:00	*	*	*	*	*	*	*	*	*	*	*	*	*	*	*	*	*	*	*	*	*	*	*	*	*	*	
06/01/2025	02:00	*	*	*	*	*	*	*	*	*	*	*	*	*	*	*	*	*	*	*	*	*	*	*	*	*	*	
06/01/2025	03:00	*	*	*	*	*	*	*	*	*	*	*	*	*	*	*	*	*	*	*	*	*	*	*	*	*	*	
06/01/2025	04:00	*	*	*	*	*	*	*	*	*	*	*	*	*	*	*	*	*	*	*	*	*	*	*	*	*	*	
06/01/2025	05:00	*	*	*	*	*	*	*	*	*	*	*	*	*	*	*	*	*	*	*	*	*	*	*	*	*	*	
06/01/2025	06:00	*	*	*	*	*	*	*	*	*	*	*	*	*	*	*	*	*	*	*	*	*	*	*	*	*	*	
06/01/2025	07:00	*	*	*	*	*	*	*	*	*	*	*	*	*	*	*	*	*	*	*	*	*	*	*	*	*	*	
06/01/2025	08:00	*	*	*	*	*	*	*	*	*	*	*	*	*	*	*	*	*	*	*	*	*	*	*	*	*	*	
06/01/2025	09:00	*	*	*	*	*	*	*	*	*	*	*	*	*	*	*	*	*	*	*	*	*	*	*	*	*	*	
06/01/2025	10:00	*	*	*	*	*	*	*	*	*	*	*	*	*	*	*	*	*	*	*	*	*	*	*	*	*	*	
06/01/2025	11:00	*	*	*	*	*	*	*	*	*	*	*	*	*	*	*	*	*	*	*	*	*	*	*	*	*	*	
06/01/2025	12:00	*	*	*	*	*	*	*	*	*	*	*	*	*	*	*	*	*	*	*	*	*	*	*	*	*	*	
06/01/2025	13:00	0	0	0	0	0	0	0	0	0	0	0	0	0	0	0	0	0	0	0	0	0	0	0	*	*	*	
06/01/2025	14:00	*	*	*	*	*	*	*	*	*	*	*	*	*	*	*	*	*	*	*	*	*	*	*	*	*	*	*
06/01/2025	15:00	*	*	*	*	*	*	*	*	*	*	*	*	*	*	*	*	*	*	*	*	*	*	*	*	*	*	*
06/01/2025	16:00	*	*	*	*	*	*	*	*	*	*	*	*	*	*	*	*	*	*	*	*	*	*	*	*	*	*	*
06/01/2025	17:00	*	*	*	*	*	*	*	*	*	*	*	*	*	*	*	*	*	*	*	*	*	*	*	*	*	*	*
06/01/2025	18:00	*	*	*	*	*	*	*	*	*	*	*	*	*	*	*	*	*	*	*	*	*	*	*	*	*	*	*
06/01/2025	19:00	*	*	*	*	*	*	*	*	*	*	*	*	*	*	*	*	*	*	*	*	*	*	*	*	*	*	*
06/01/2025	20:00	*	*	*	*	*	*	*	*	*	*	*	*	*	*	*	*	*	*	*	*	*	*	*	*	*	*	*
06/01/2025	21:00	*	*	*	*	*	*	*	*	*	*	*	*	*	*	*	*	*	*	*	*	*	*	*	*	*	*	*
06/01/2025	22:00	*	*	*	*	*	*	*	*	*	*	*	*	*	*	*	*	*	*	*	*	*	*	*	*	*	*	*
06/01/2025	23:00	*	*	*	*	*	*	*	*	*	*	*	*	*	*	*	*	*	*	*	*	*	*	*	*	*	*	*
24 Hr Summary		0	0	0	0	0	0	0	0	0	0	0	0	0	0	0	0	0	0	0	0	0	0	0	*	*	*	

Incoming:Average Hourly Volume for Week of 09/12/2024
Average Counts By Hour (09/12/2024) — Average Counts By Hour (09/12/2024)

TBL facing A28 December 2024


Average Weekly Volumes



Incoming: Average Hourly WEEKDAY Speeds for Week of 09/12/2024
Average Hourly WEEKDAY Speeds By Hour (09/12/2024) — Average Hourly WEEKDAY Speeds By Hour (09/12/2024)

TBL facing A28 December 2024

Average Weekly Speeds



Incoming:Daily Volume for Week of 09/12/2024

Daily Vehicle Counts ■ Daily Vehicle Counts

TBL facing A28 December 2024

Daily Volumes

0.0

Monday

Tuesday

Wednesday

Thursday
Day

Friday

Saturday

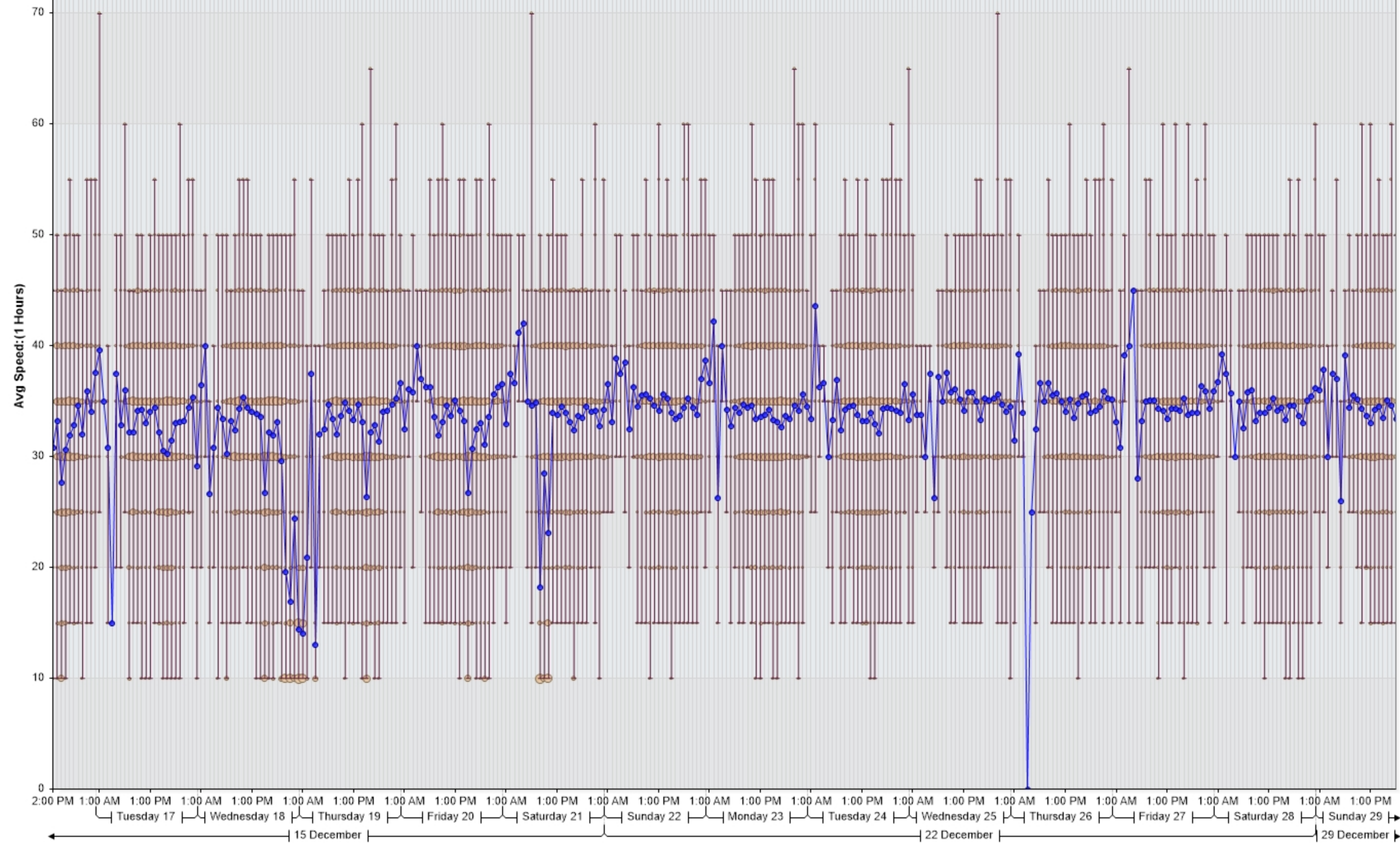
Sunday

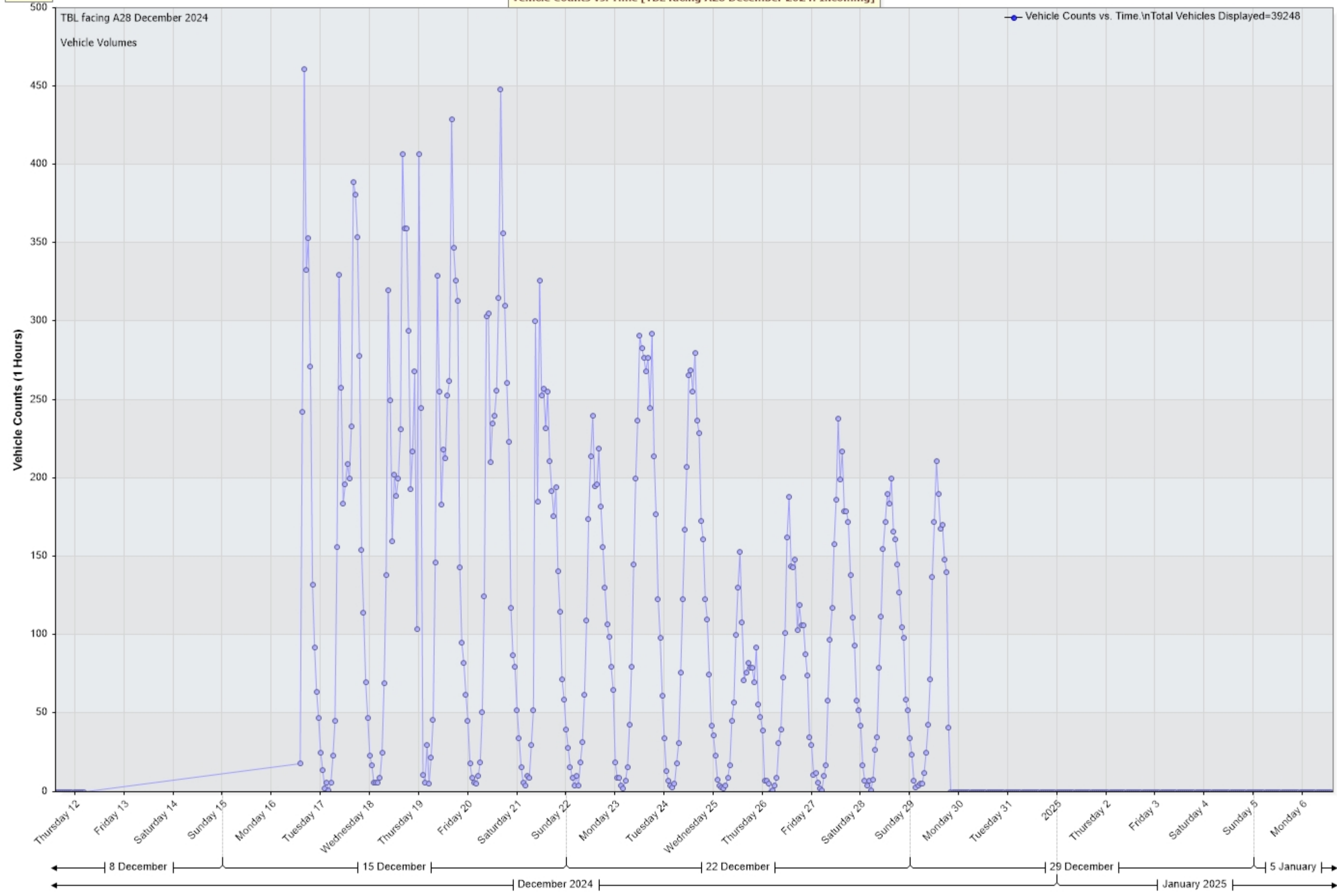
Vehicles



TBL facing A28 December 2024
Average Speed Chart

- Average Vehicle Speed.
- Total Vehicles Displayed=39248
- Vehicles Detected (size of bubble = vehicle density)
- 16/12/2024 13:55:00 through 29/12/2024 18:55:00



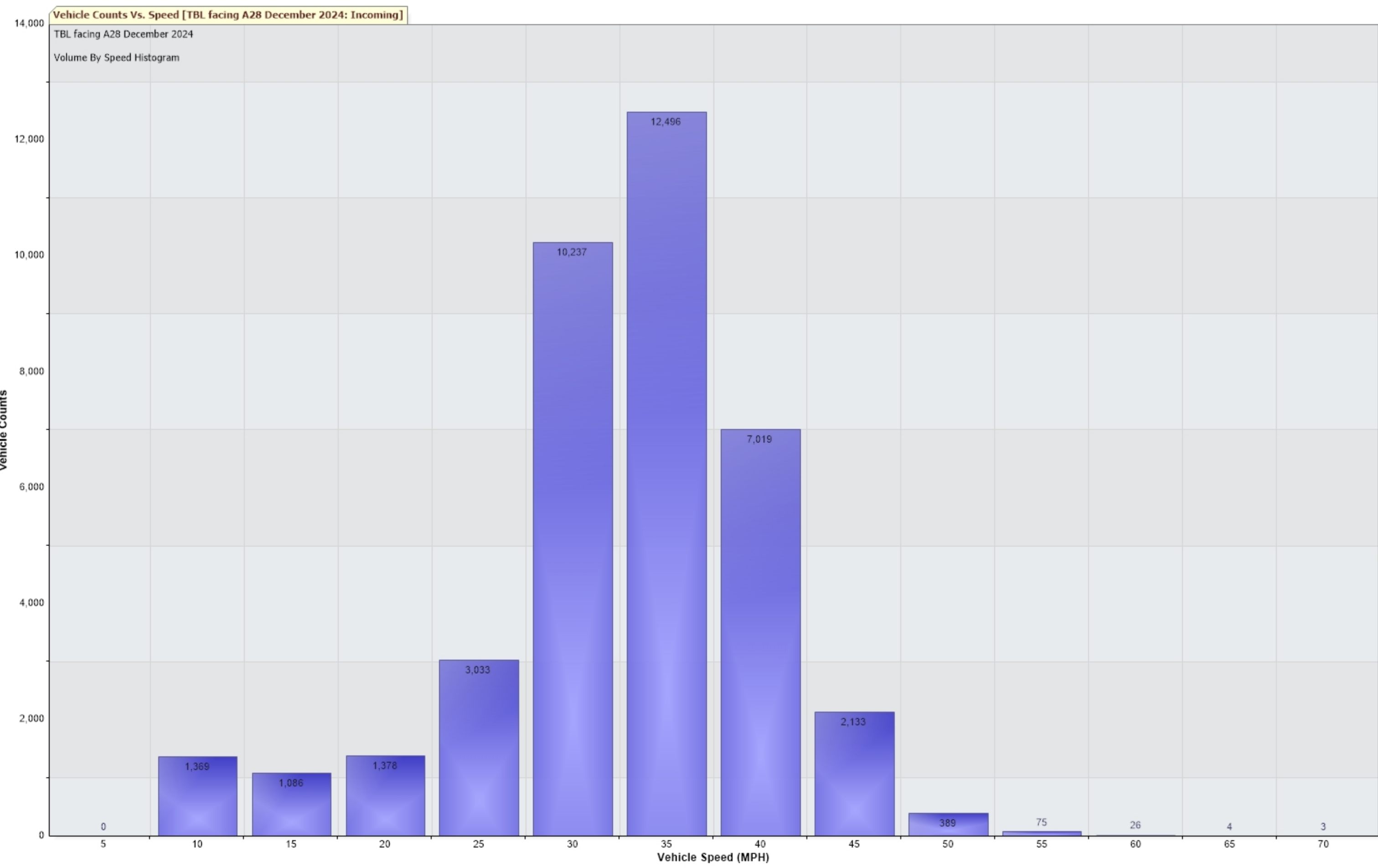


Vehicle Counts Vs. Speed [TBL facing A28 December 2024: Incoming]

TBL facing A28 December 2024

Volume By Speed Histogram

39,248 Counts



Percentile Counts Vs. Speed for [TBL facing A28 December 2024: Incoming]

TBL facing A28 December 2024
85th Pct Speed=37.7 MPH
Vehicles in data=39248
11/12/2024 13:00:00 to 06/01/2025 13:59:59

