

For Project: Sington Hill Oct-November 2021
 Project Notes:
 Location/Name: Incoming
 Report Generated: 24/11/2021 09:37
 Speed Intervals: 5 MPH
 Time Intervals: Instant
 Traffic Report From: 21/10/2021 12:00:00 through 23/11/2021 15:59:59
 85th Percentile Speed: 33.8 MPH
 85th Percentile Vehicles: 37203
 Max Speed: 65 MPH on 04/11/2021 18:20:00
 Total Vehicles: 43768
 AADT: 1319

Volumes - weekly counts

Time	5 Day	7 Day
Average Daily	1707	1587
AM Peak 09:00	112	91
PM Peak 06:00	220	186

Speed

Speed Limit: 35
 85th Percentile Speed: 33.8
 Average Speed: 27.83

	Monday	Tuesday	Wednesday	Thursday	Friday	Saturday	Sunday
Count over limit	678	593	483	570	542	651	605
% over limit	8.6	9.0	8.0	9.0	8.3	11.7	12.8
Avg Speeder	38.9	38.8	38.8	39.1	39.1	39.0	39.1

Day/Time Ending	85th pctl (MPH)	85th pctl cnts	Total Cnts	Max Speed	Avg Speeder	% Speeders
21/10/2021 01:00:00 PM	0.0	0	0	0	0.0	0.0%
21/10/2021 02:00:00 PM	0.0	0	0	0	0.0	0.0%
21/10/2021 03:00:00 PM	0.0	0	0	0	0.0	0.0%
21/10/2021 04:00:00 PM	0.0	0	0	0	0.0	0.0%
21/10/2021 05:00:00 PM	0.0	0	0	0	0.0	0.0%
21/10/2021 06:00:00 PM	0.0	0	0	0	0.0	0.0%
21/10/2021 07:00:00 PM	0.0	0	0	0	0.0	0.0%
21/10/2021 08:00:00 PM	0.0	0	0	0	0.0	0.0%
21/10/2021 09:00:00 PM	0.0	0	0	0	0.0	0.0%
21/10/2021 10:00:00 PM	0.0	0	0	0	0.0	0.0%
21/10/2021 11:00:00 PM	0.0	0	0	0	0.0	0.0%
22/10/2021 12:00:00 AM	0.0	0	0	0	0.0	0.0%
22/10/2021 01:00:00 AM	0.0	0	0	0	0.0	0.0%
22/10/2021 02:00:00 AM	0.0	0	0	0	0.0	0.0%
22/10/2021 03:00:00 AM	0.0	0	0	0	0.0	0.0%
22/10/2021 04:00:00 AM	0.0	0	0	0	0.0	0.0%
22/10/2021 05:00:00 AM	0.0	0	0	0	0.0	0.0%
22/10/2021 06:00:00 AM	0.0	0	0	0	0.0	0.0%
22/10/2021 07:00:00 AM	0.0	0	0	0	0.0	0.0%
22/10/2021 08:00:00 AM	0.0	0	0	0	0.0	0.0%
22/10/2021 09:00:00 AM	0.0	0	0	0	0.0	0.0%
22/10/2021 10:00:00 AM	0.0	0	0	0	0.0	0.0%
22/10/2021 11:00:00 AM	0.0	0	0	0	0.0	0.0%
22/10/2021 12:00:00 PM	10.0	1	1	10	0.0	0.0%
22/10/2021 01:00:00 PM	0.0	0	0	0	0.0	0.0%
22/10/2021 02:00:00 PM	0.0	0	0	0	0.0	0.0%
22/10/2021 03:00:00 PM	0.0	0	0	0	0.0	0.0%
22/10/2021 04:00:00 PM	0.0	0	0	0	0.0	0.0%
22/10/2021 05:00:00 PM	0.0	0	0	0	0.0	0.0%
22/10/2021 06:00:00 PM	0.0	0	0	0	0.0	0.0%
22/10/2021 07:00:00 PM	0.0	0	0	0	0.0	0.0%
22/10/2021 08:00:00 PM	0.0	0	0	0	0.0	0.0%
22/10/2021 09:00:00 PM	0.0	0	0	0	0.0	0.0%
22/10/2021 10:00:00 PM	0.0	0	0	0	0.0	0.0%
22/10/2021 11:00:00 PM	0.0	0	0	0	0.0	0.0%
23/10/2021 12:00:00 AM	0.0	0	0	0	0.0	0.0%
23/10/2021 01:00:00 AM	0.0	0	0	0	0.0	0.0%
23/10/2021 02:00:00 AM	0.0	0	0	0	0.0	0.0%
23/10/2021 03:00:00 AM	0.0	0	0	0	0.0	0.0%
23/10/2021 04:00:00 AM	0.0	0	0	0	0.0	0.0%
23/10/2021 05:00:00 AM	0.0	0	0	0	0.0	0.0%
23/10/2021 06:00:00 AM	0.0	0	0	0	0.0	0.0%
23/10/2021 07:00:00 AM	0.0	0	0	0	0.0	0.0%
23/10/2021 08:00:00 AM	0.0	0	0	0	0.0	0.0%
23/10/2021 09:00:00 AM	0.0	0	0	0	0.0	0.0%
23/10/2021 10:00:00 AM	0.0	0	0	0	0.0	0.0%
23/10/2021 11:00:00 AM	0.0	0	0	0	0.0	0.0%
23/10/2021 12:00:00 PM	0.0	0	0	0	0.0	0.0%
23/10/2021 01:00:00 PM	0.0	0	0	0	0.0	0.0%

23/10/2021 02:00:00 PM	0.0	0	0	0	0.0	0.0%
23/10/2021 03:00:00 PM	0.0	0	0	0	0.0	0.0%
23/10/2021 04:00:00 PM	0.0	0	0	0	0.0	0.0%
23/10/2021 05:00:00 PM	0.0	0	0	0	0.0	0.0%
23/10/2021 06:00:00 PM	0.0	0	0	0	0.0	0.0%
23/10/2021 07:00:00 PM	0.0	0	0	0	0.0	0.0%
23/10/2021 08:00:00 PM	0.0	0	0	0	0.0	0.0%
23/10/2021 09:00:00 PM	0.0	0	0	0	0.0	0.0%
23/10/2021 10:00:00 PM	0.0	0	0	0	0.0	0.0%
23/10/2021 11:00:00 PM	0.0	0	0	0	0.0	0.0%
24/10/2021 12:00:00 AM	0.0	0	0	0	0.0	0.0%
24/10/2021 01:00:00 AM	0.0	0	0	0	0.0	0.0%
24/10/2021 02:00:00 AM	0.0	0	0	0	0.0	0.0%
24/10/2021 03:00:00 AM	0.0	0	0	0	0.0	0.0%
24/10/2021 04:00:00 AM	0.0	0	0	0	0.0	0.0%
24/10/2021 05:00:00 AM	0.0	0	0	0	0.0	0.0%
24/10/2021 06:00:00 AM	0.0	0	0	0	0.0	0.0%
24/10/2021 07:00:00 AM	0.0	0	0	0	0.0	0.0%
24/10/2021 08:00:00 AM	0.0	0	0	0	0.0	0.0%
24/10/2021 09:00:00 AM	0.0	0	0	0	0.0	0.0%
24/10/2021 10:00:00 AM	0.0	0	0	0	0.0	0.0%
24/10/2021 11:00:00 AM	0.0	0	0	0	0.0	0.0%
24/10/2021 12:00:00 PM	10.0	1	1	10	0.0	0.0%
24/10/2021 01:00:00 PM	0.0	0	0	0	0.0	0.0%
24/10/2021 02:00:00 PM	0.0	0	0	0	0.0	0.0%
24/10/2021 03:00:00 PM	0.0	0	0	0	0.0	0.0%
24/10/2021 04:00:00 PM	0.0	0	0	0	0.0	0.0%
24/10/2021 05:00:00 PM	0.0	0	0	0	0.0	0.0%
24/10/2021 06:00:00 PM	0.0	0	0	0	0.0	0.0%
24/10/2021 07:00:00 PM	0.0	0	0	0	0.0	0.0%
24/10/2021 08:00:00 PM	0.0	0	0	0	0.0	0.0%
24/10/2021 09:00:00 PM	0.0	0	0	0	0.0	0.0%
24/10/2021 10:00:00 PM	0.0	0	0	0	0.0	0.0%
24/10/2021 11:00:00 PM	0.0	0	0	0	0.0	0.0%
25/10/2021 12:00:00 AM	0.0	0	0	0	0.0	0.0%
25/10/2021 01:00:00 AM	0.0	0	0	0	0.0	0.0%
25/10/2021 02:00:00 AM	0.0	0	0	0	0.0	0.0%
25/10/2021 03:00:00 AM	0.0	0	0	0	0.0	0.0%
25/10/2021 04:00:00 AM	0.0	0	0	0	0.0	0.0%
25/10/2021 05:00:00 AM	0.0	0	0	0	0.0	0.0%
25/10/2021 06:00:00 AM	0.0	0	0	0	0.0	0.0%
25/10/2021 07:00:00 AM	0.0	0	0	0	0.0	0.0%
25/10/2021 08:00:00 AM	0.0	0	0	0	0.0	0.0%
25/10/2021 09:00:00 AM	0.0	0	0	0	0.0	0.0%
25/10/2021 10:00:00 AM	0.0	0	0	0	0.0	0.0%
25/10/2021 11:00:00 AM	0.0	0	0	0	0.0	0.0%
25/10/2021 12:00:00 PM	0.0	0	0	0	0.0	0.0%
25/10/2021 01:00:00 PM	0.0	0	0	0	0.0	0.0%
25/10/2021 02:00:00 PM	0.0	0	0	0	0.0	0.0%
25/10/2021 03:00:00 PM	0.0	0	0	0	0.0	0.0%

25/10/2021 04:00:00 PM	0.0	0	0	0	0.0	0.0%
25/10/2021 05:00:00 PM	0.0	0	0	0	0.0	0.0%
25/10/2021 06:00:00 PM	0.0	0	0	0	0.0	0.0%
25/10/2021 07:00:00 PM	0.0	0	0	0	0.0	0.0%
25/10/2021 08:00:00 PM	0.0	0	0	0	0.0	0.0%
25/10/2021 09:00:00 PM	0.0	0	0	0	0.0	0.0%
25/10/2021 10:00:00 PM	0.0	0	0	0	0.0	0.0%
25/10/2021 11:00:00 PM	0.0	0	0	0	0.0	0.0%
26/10/2021 12:00:00 AM	0.0	0	0	0	0.0	0.0%
26/10/2021 01:00:00 AM	0.0	0	0	0	0.0	0.0%
26/10/2021 02:00:00 AM	0.0	0	0	0	0.0	0.0%
26/10/2021 03:00:00 AM	0.0	0	0	0	0.0	0.0%
26/10/2021 04:00:00 AM	0.0	0	0	0	0.0	0.0%
26/10/2021 05:00:00 AM	0.0	0	0	0	0.0	0.0%
26/10/2021 06:00:00 AM	0.0	0	0	0	0.0	0.0%
26/10/2021 07:00:00 AM	0.0	0	0	0	0.0	0.0%
26/10/2021 08:00:00 AM	0.0	0	0	0	0.0	0.0%
26/10/2021 09:00:00 AM	0.0	0	0	0	0.0	0.0%
26/10/2021 10:00:00 AM	0.0	0	0	0	0.0	0.0%
26/10/2021 11:00:00 AM	0.0	0	0	0	0.0	0.0%
26/10/2021 12:00:00 PM	0.0	0	0	0	0.0	0.0%
26/10/2021 01:00:00 PM	0.0	0	0	0	0.0	0.0%
26/10/2021 02:00:00 PM	0.0	0	0	0	0.0	0.0%
26/10/2021 03:00:00 PM	0.0	0	0	0	0.0	0.0%
26/10/2021 04:00:00 PM	0.0	0	0	0	0.0	0.0%
26/10/2021 05:00:00 PM	0.0	0	0	0	0.0	0.0%
26/10/2021 06:00:00 PM	0.0	0	0	0	0.0	0.0%
26/10/2021 07:00:00 PM	0.0	0	0	0	0.0	0.0%
26/10/2021 08:00:00 PM	0.0	0	0	0	0.0	0.0%
26/10/2021 09:00:00 PM	0.0	0	0	0	0.0	0.0%
26/10/2021 10:00:00 PM	0.0	0	0	0	0.0	0.0%
26/10/2021 11:00:00 PM	0.0	0	0	0	0.0	0.0%
27/10/2021 12:00:00 AM	0.0	0	0	0	0.0	0.0%
27/10/2021 01:00:00 AM	0.0	0	0	0	0.0	0.0%
27/10/2021 02:00:00 AM	0.0	0	0	0	0.0	0.0%
27/10/2021 03:00:00 AM	0.0	0	0	0	0.0	0.0%
27/10/2021 04:00:00 AM	0.0	0	0	0	0.0	0.0%
27/10/2021 05:00:00 AM	0.0	0	0	0	0.0	0.0%
27/10/2021 06:00:00 AM	0.0	0	0	0	0.0	0.0%
27/10/2021 07:00:00 AM	0.0	0	0	0	0.0	0.0%
27/10/2021 08:00:00 AM	0.0	0	0	0	0.0	0.0%
27/10/2021 09:00:00 AM	0.0	0	0	0	0.0	0.0%
27/10/2021 10:00:00 AM	0.0	0	0	0	0.0	0.0%
27/10/2021 11:00:00 AM	35.0	25	29	45	40.0	13.8%
27/10/2021 12:00:00 PM	34.3	28	33	45	38.8	12.1%
27/10/2021 01:00:00 PM	31.2	26	31	45	40.0	6.5%
27/10/2021 02:00:00 PM	34.0	23	27	40	37.5	11.1%
27/10/2021 03:00:00 PM	29.6	31	37	40	37.5	5.4%
27/10/2021 04:00:00 PM	32.2	32	38	40	37.5	2.6%
27/10/2021 05:00:00 PM	31.2	28	33	45	42.5	6.1%

27/10/2021 06:00:00 PM	30.0	48	57	55	42.5	5.3%
27/10/2021 07:00:00 PM	33.3	46	54	45	39.2	11.1%
27/10/2021 08:00:00 PM	31.2	39	46	40	37.5	2.2%
27/10/2021 09:00:00 PM	33.3	14	16	35	0.0	0.0%
27/10/2021 10:00:00 PM	42.5	5	6	45	40.8	50.0%
27/10/2021 11:00:00 PM	30.0	4	5	45	42.5	20.0%
28/10/2021 12:00:00 AM	30.0	2	2	30	0.0	0.0%
28/10/2021 01:00:00 AM	40.0	1	1	40	37.5	100.0%
28/10/2021 02:00:00 AM	0.0	0	0	0	0.0	0.0%
28/10/2021 03:00:00 AM	0.0	0	0	0	0.0	0.0%
28/10/2021 04:00:00 AM	40.0	2	2	40	37.5	50.0%
28/10/2021 05:00:00 AM	0.0	0	0	0	0.0	0.0%
28/10/2021 06:00:00 AM	0.0	0	0	0	0.0	0.0%
28/10/2021 07:00:00 AM	35.0	6	7	40	37.5	14.3%
28/10/2021 08:00:00 AM	36.2	14	17	40	37.5	23.5%
28/10/2021 09:00:00 AM	35.0	31	37	40	37.5	16.2%
28/10/2021 10:00:00 AM	34.6	48	57	50	38.8	14.0%
28/10/2021 11:00:00 AM	33.3	48	56	50	42.5	8.9%
28/10/2021 12:00:00 PM	30.0	35	41	40	37.5	7.3%
28/10/2021 01:00:00 PM	29.4	28	33	40	37.5	3.0%
28/10/2021 02:00:00 PM	29.5	30	35	40	37.5	5.7%
28/10/2021 03:00:00 PM	30.0	21	25	45	40.0	8.0%
28/10/2021 04:00:00 PM	31.2	30	35	40	37.5	5.7%
28/10/2021 05:00:00 PM	31.0	29	34	40	37.5	2.9%
28/10/2021 06:00:00 PM	30.0	49	58	45	40.0	3.4%
28/10/2021 07:00:00 PM	32.0	39	46	40	37.5	2.2%
28/10/2021 08:00:00 PM	38.3	22	26	45	38.8	30.8%
28/10/2021 09:00:00 PM	32.5	9	11	45	42.5	9.1%
28/10/2021 10:00:00 PM	32.5	13	15	40	37.5	6.7%
28/10/2021 11:00:00 PM	38.8	6	7	40	37.5	57.1%
29/10/2021 12:00:00 AM	33.3	7	8	35	0.0	0.0%
29/10/2021 01:00:00 AM	35.0	1	1	35	0.0	0.0%
29/10/2021 02:00:00 AM	40.0	3	4	45	40.0	50.0%
29/10/2021 03:00:00 AM	0.0	0	0	0	0.0	0.0%
29/10/2021 04:00:00 AM	20.0	1	1	20	0.0	0.0%
29/10/2021 05:00:00 AM	0.0	0	0	0	0.0	0.0%
29/10/2021 06:00:00 AM	0.0	0	0	0	0.0	0.0%
29/10/2021 07:00:00 AM	35.0	7	8	45	42.5	12.5%
29/10/2021 08:00:00 AM	34.0	19	22	45	40.0	9.1%
29/10/2021 09:00:00 AM	34.6	38	45	45	39.2	13.3%
29/10/2021 10:00:00 AM	32.1	37	43	40	37.5	4.7%
29/10/2021 11:00:00 AM	32.5	41	48	45	38.8	8.3%
29/10/2021 12:00:00 PM	33.8	27	32	40	37.5	9.4%
29/10/2021 01:00:00 PM	33.6	32	38	45	39.2	7.9%
29/10/2021 02:00:00 PM	30.0	21	25	40	37.5	4.0%
29/10/2021 03:00:00 PM	28.8	33	39	35	0.0	0.0%
29/10/2021 04:00:00 PM	29.4	27	32	45	39.2	9.4%
29/10/2021 05:00:00 PM	32.0	26	30	40	37.5	3.3%
29/10/2021 06:00:00 PM	32.7	33	39	40	37.5	2.6%
29/10/2021 07:00:00 PM	29.7	22	26	55	52.5	3.8%

29/10/2021 08:00:00 PM	32.5	10	12	40	37.5	8.3%
29/10/2021 09:00:00 PM	37.5	13	15	40	37.5	26.7%
29/10/2021 10:00:00 PM	45.0	6	7	50	42.5	42.9%
29/10/2021 11:00:00 PM	30.0	3	4	35	0.0	0.0%
30/10/2021 12:00:00 AM	40.0	2	2	40	37.5	50.0%
30/10/2021 01:00:00 AM	42.5	8	9	45	40.0	44.4%
30/10/2021 02:00:00 AM	0.0	0	0	0	0.0	0.0%
30/10/2021 03:00:00 AM	30.0	1	1	30	0.0	0.0%
30/10/2021 04:00:00 AM	0.0	0	0	0	0.0	0.0%
30/10/2021 05:00:00 AM	10.0	3	4	30	0.0	0.0%
30/10/2021 06:00:00 AM	15.0	1	1	15	0.0	0.0%
30/10/2021 07:00:00 AM	30.0	3	4	35	0.0	0.0%
30/10/2021 08:00:00 AM	28.3	8	10	40	37.5	10.0%
30/10/2021 09:00:00 AM	32.5	10	12	50	47.5	8.3%
30/10/2021 10:00:00 AM	33.3	24	28	40	37.5	3.6%
30/10/2021 11:00:00 AM	32.5	32	38	45	40.8	7.9%
30/10/2021 12:00:00 PM	29.5	31	37	45	40.0	5.4%
30/10/2021 01:00:00 PM	32.0	39	46	45	42.5	2.2%
30/10/2021 02:00:00 PM	32.5	33	39	40	37.5	7.7%
30/10/2021 03:00:00 PM	28.8	19	22	35	0.0	0.0%
30/10/2021 04:00:00 PM	33.0	31	36	40	37.5	8.3%
30/10/2021 05:00:00 PM	29.3	18	21	35	0.0	0.0%
30/10/2021 06:00:00 PM	30.0	26	31	40	37.5	3.2%
30/10/2021 07:00:00 PM	30.0	22	26	40	37.5	7.7%
30/10/2021 08:00:00 PM	35.0	12	14	45	40.0	14.3%
30/10/2021 09:00:00 PM	37.5	11	13	45	39.2	23.1%
30/10/2021 10:00:00 PM	32.5	8	10	55	52.5	10.0%
30/10/2021 11:00:00 PM	35.0	8	9	40	37.5	11.1%
31/10/2021 12:00:00 AM	35.0	3	4	40	37.5	25.0%
31/10/2021 01:00:00 AM	38.3	3	4	40	37.5	75.0%
31/10/2021 02:00:00 AM	40.0	7	8	45	40.0	25.0%
31/10/2021 03:00:00 AM	35.0	1	1	35	0.0	0.0%
31/10/2021 04:00:00 AM	0.0	0	0	0	0.0	0.0%
31/10/2021 05:00:00 AM	0.0	0	0	0	0.0	0.0%
31/10/2021 06:00:00 AM	35.0	1	1	35	0.0	0.0%
31/10/2021 07:00:00 AM	0.0	0	0	0	0.0	0.0%
31/10/2021 08:00:00 AM	9.0	4	5	10	0.0	0.0%
31/10/2021 09:00:00 AM	26.7	25	29	40	37.5	3.4%
31/10/2021 10:00:00 AM	25.0	20	24	40	37.5	4.2%
31/10/2021 11:00:00 AM	27.2	40	47	35	0.0	0.0%
31/10/2021 12:00:00 PM	29.3	58	68	40	37.5	4.4%
31/10/2021 01:00:00 PM	31.7	25	29	45	40.0	6.9%
31/10/2021 02:00:00 PM	30.0	23	27	40	37.5	7.4%
31/10/2021 03:00:00 PM	31.2	26	30	45	42.5	3.3%
31/10/2021 04:00:00 PM	28.3	21	25	40	37.5	8.0%
31/10/2021 05:00:00 PM	31.2	29	34	45	40.0	5.9%
31/10/2021 06:00:00 PM	32.5	27	32	50	42.5	6.3%
31/10/2021 07:00:00 PM	36.2	16	19	40	37.5	21.1%
31/10/2021 08:00:00 PM	32.5	11	13	40	37.5	7.7%
31/10/2021 09:00:00 PM	31.7	12	14	35	0.0	0.0%

31/10/2021 10:00:00 PM	35.0	9	11	55	45.0	18.2%
31/10/2021 11:00:00 PM	32.5	3	4	35	0.0	0.0%
01/11/2021 12:00:00 AM	25.0	2	2	25	0.0	0.0%
01/11/2021 01:00:00 AM	35.0	3	3	35	0.0	0.0%
01/11/2021 02:00:00 AM	0.0	0	0	0	0.0	0.0%
01/11/2021 03:00:00 AM	35.0	1	1	35	0.0	0.0%
01/11/2021 04:00:00 AM	0.0	0	0	0	0.0	0.0%
01/11/2021 05:00:00 AM	0.0	0	0	0	0.0	0.0%
01/11/2021 06:00:00 AM	0.0	0	0	0	0.0	0.0%
01/11/2021 07:00:00 AM	0.0	0	0	0	0.0	0.0%
01/11/2021 08:00:00 AM	35.0	9	11	40	37.5	18.2%
01/11/2021 09:00:00 AM	33.8	40	47	40	37.5	6.4%
01/11/2021 10:00:00 AM	32.7	92	108	45	38.5	4.6%
01/11/2021 11:00:00 AM	33.4	94	110	40	37.5	6.4%
01/11/2021 12:00:00 PM	33.1	124	146	50	40.0	6.8%
01/11/2021 01:00:00 PM	32.9	110	129	45	38.2	5.4%
01/11/2021 02:00:00 PM	33.9	124	146	50	39.5	10.3%
01/11/2021 03:00:00 PM	34.1	133	157	45	37.8	9.6%
01/11/2021 04:00:00 PM	34.0	133	156	45	38.2	9.0%
01/11/2021 05:00:00 PM	33.9	220	259	45	38.3	9.7%
01/11/2021 06:00:00 PM	33.7	238	280	50	38.6	7.9%
01/11/2021 07:00:00 PM	32.0	288	339	55	39.6	5.0%
01/11/2021 08:00:00 PM	33.1	196	230	55	39.3	8.3%
01/11/2021 09:00:00 PM	32.9	129	152	45	38.0	6.6%
01/11/2021 10:00:00 PM	33.8	109	128	45	38.3	9.4%
01/11/2021 11:00:00 PM	36.2	70	82	50	38.5	18.3%
02/11/2021 12:00:00 AM	37.9	37	44	55	41.1	25.0%
02/11/2021 01:00:00 AM	35.0	15	18	40	37.5	16.7%
02/11/2021 02:00:00 AM	42.5	11	13	50	41.5	38.5%
02/11/2021 03:00:00 AM	42.5	4	5	45	42.5	40.0%
02/11/2021 04:00:00 AM	30.0	3	4	35	0.0	0.0%
02/11/2021 05:00:00 AM	35.0	3	3	35	0.0	0.0%
02/11/2021 06:00:00 AM	40.0	3	4	50	42.5	50.0%
02/11/2021 07:00:00 AM	30.0	8	9	35	0.0	0.0%
02/11/2021 08:00:00 AM	38.1	31	36	45	38.5	27.8%
02/11/2021 09:00:00 AM	34.1	70	82	45	38.6	11.0%
02/11/2021 10:00:00 AM	33.9	131	154	50	40.4	9.1%
02/11/2021 11:00:00 AM	34.1	93	109	45	38.9	10.1%
02/11/2021 12:00:00 PM	32.7	96	113	45	38.3	5.3%
02/11/2021 01:00:00 PM	34.1	99	117	50	40.0	10.3%
02/11/2021 02:00:00 PM	33.3	121	142	45	38.1	5.6%
02/11/2021 03:00:00 PM	33.6	118	139	45	39.0	7.2%
02/11/2021 04:00:00 PM	34.8	139	163	45	39.0	14.1%
02/11/2021 05:00:00 PM	33.8	213	251	50	39.1	10.0%
02/11/2021 06:00:00 PM	33.5	269	316	50	39.0	8.2%
02/11/2021 07:00:00 PM	32.7	292	343	45	38.4	6.4%
02/11/2021 08:00:00 PM	33.0	214	252	45	38.4	6.3%
02/11/2021 09:00:00 PM	33.3	142	167	50	38.9	8.4%
02/11/2021 10:00:00 PM	34.5	110	130	50	39.0	13.1%
02/11/2021 11:00:00 PM	34.8	62	73	45	38.5	13.7%

03/11/2021 12:00:00 AM	36.2	46	54	45	38.5	18.5%
03/11/2021 01:00:00 AM	37.9	22	26	45	38.1	30.8%
03/11/2021 02:00:00 AM	40.0	13	15	50	42.5	20.0%
03/11/2021 03:00:00 AM	35.0	8	9	50	47.5	11.1%
03/11/2021 04:00:00 AM	30.0	1	1	30	0.0	0.0%
03/11/2021 05:00:00 AM	40.0	2	2	40	37.5	50.0%
03/11/2021 06:00:00 AM	35.0	8	10	50	42.5	20.0%
03/11/2021 07:00:00 AM	33.0	8	10	35	0.0	0.0%
03/11/2021 08:00:00 AM	35.8	31	37	50	38.9	18.9%
03/11/2021 09:00:00 AM	34.1	67	79	50	39.2	11.4%
03/11/2021 10:00:00 AM	34.0	120	141	50	38.9	9.9%
03/11/2021 11:00:00 AM	33.5	107	126	40	37.5	7.1%
03/11/2021 12:00:00 PM	33.1	103	121	45	38.1	6.6%
03/11/2021 01:00:00 PM	34.3	101	119	50	41.0	10.9%
03/11/2021 02:00:00 PM	33.4	132	155	50	38.8	7.7%
03/11/2021 03:00:00 PM	34.8	135	159	40	37.5	13.8%
03/11/2021 04:00:00 PM	34.0	147	173	45	38.8	11.6%
03/11/2021 05:00:00 PM	33.3	225	265	45	38.5	7.9%
03/11/2021 06:00:00 PM	33.6	235	276	50	38.4	8.0%
03/11/2021 07:00:00 PM	32.0	287	338	45	38.3	5.3%
03/11/2021 08:00:00 PM	33.3	214	252	50	38.9	7.1%
03/11/2021 09:00:00 PM	33.6	145	171	45	38.3	10.5%
03/11/2021 10:00:00 PM	33.7	111	131	50	40.2	8.4%
03/11/2021 11:00:00 PM	35.6	66	78	60	40.2	16.7%
04/11/2021 12:00:00 AM	36.4	51	60	50	39.8	18.3%
04/11/2021 01:00:00 AM	34.5	24	28	40	37.5	10.7%
04/11/2021 02:00:00 AM	42.5	14	16	50	44.2	18.8%
04/11/2021 03:00:00 AM	35.0	4	5	40	37.5	20.0%
04/11/2021 04:00:00 AM	25.0	3	4	40	37.5	25.0%
04/11/2021 05:00:00 AM	35.0	3	4	45	42.5	25.0%
04/11/2021 06:00:00 AM	0.0	0	0	0	0.0	0.0%
04/11/2021 07:00:00 AM	40.0	6	7	45	40.0	28.6%
04/11/2021 08:00:00 AM	35.0	34	40	40	37.5	15.0%
04/11/2021 09:00:00 AM	32.6	82	96	45	38.3	6.3%
04/11/2021 10:00:00 AM	33.4	159	187	45	38.1	8.6%
04/11/2021 11:00:00 AM	32.8	115	135	60	39.7	6.7%
04/11/2021 12:00:00 PM	37.5	97	114	55	40.4	21.1%
04/11/2021 01:00:00 PM	35.3	116	136	50	39.4	15.4%
04/11/2021 02:00:00 PM	33.9	124	146	45	38.6	9.6%
04/11/2021 03:00:00 PM	34.1	128	150	45	38.1	10.7%
04/11/2021 04:00:00 PM	34.2	150	177	45	37.7	11.9%
04/11/2021 05:00:00 PM	32.6	258	303	60	40.0	5.3%
04/11/2021 06:00:00 PM	32.8	277	326	60	40.0	5.5%
04/11/2021 07:00:00 PM	31.8	283	333	65	40.1	5.1%
04/11/2021 08:00:00 PM	33.2	230	271	50	39.1	5.9%
04/11/2021 09:00:00 PM	34.4	124	146	50	39.0	11.6%
04/11/2021 10:00:00 PM	34.4	111	131	45	39.0	13.0%
04/11/2021 11:00:00 PM	36.5	76	89	45	37.8	20.2%
05/11/2021 12:00:00 AM	37.1	49	58	50	38.6	24.1%
05/11/2021 01:00:00 AM	35.0	21	25	50	41.3	16.0%

05/11/2021 02:00:00 AM	35.0	15	18	40	37.5	16.7%
05/11/2021 03:00:00 AM	30.0	9	11	40	37.5	9.1%
05/11/2021 04:00:00 AM	35.0	3	3	35	0.0	0.0%
05/11/2021 05:00:00 AM	35.0	5	6	45	42.5	16.7%
05/11/2021 06:00:00 AM	45.0	2	2	45	42.5	50.0%
05/11/2021 07:00:00 AM	32.5	8	10	40	37.5	10.0%
05/11/2021 08:00:00 AM	38.8	31	37	50	41.4	24.3%
05/11/2021 09:00:00 AM	33.1	89	105	50	39.4	7.6%
05/11/2021 10:00:00 AM	33.6	148	174	45	38.9	8.0%
05/11/2021 11:00:00 AM	33.2	133	156	45	37.9	7.7%
05/11/2021 12:00:00 PM	33.8	88	104	40	37.5	10.6%
05/11/2021 01:00:00 PM	34.4	125	147	50	39.3	11.6%
05/11/2021 02:00:00 PM	34.1	143	168	45	38.7	10.1%
05/11/2021 03:00:00 PM	34.6	125	147	45	38.8	12.9%
05/11/2021 04:00:00 PM	34.4	147	173	50	38.8	11.6%
05/11/2021 05:00:00 PM	33.8	249	293	50	38.8	9.6%
05/11/2021 06:00:00 PM	34.0	261	307	45	38.5	9.8%
05/11/2021 07:00:00 PM	32.9	285	335	55	38.9	6.3%
05/11/2021 08:00:00 PM	33.2	237	279	50	39.3	5.0%
05/11/2021 09:00:00 PM	33.1	177	208	50	39.8	7.2%
05/11/2021 10:00:00 PM	33.7	128	151	50	40.7	9.3%
05/11/2021 11:00:00 PM	37.8	62	73	55	40.3	21.9%
06/11/2021 12:00:00 AM	33.9	54	63	50	41.5	7.9%
06/11/2021 01:00:00 AM	37.2	48	56	55	39.6	21.4%
06/11/2021 02:00:00 AM	39.0	22	26	45	39.4	30.8%
06/11/2021 03:00:00 AM	36.7	15	18	45	38.8	22.2%
06/11/2021 04:00:00 AM	37.5	7	8	40	37.5	25.0%
06/11/2021 05:00:00 AM	35.0	4	5	40	37.5	20.0%
06/11/2021 06:00:00 AM	37.5	3	4	40	37.5	50.0%
06/11/2021 07:00:00 AM	25.0	3	4	35	0.0	0.0%
06/11/2021 08:00:00 AM	40.0	19	22	50	40.4	31.8%
06/11/2021 09:00:00 AM	34.1	34	40	40	37.5	10.0%
06/11/2021 10:00:00 AM	37.5	60	70	45	38.8	22.9%
06/11/2021 11:00:00 AM	35.0	94	110	55	38.4	14.5%
06/11/2021 12:00:00 PM	34.3	137	161	50	38.7	10.6%
06/11/2021 01:00:00 PM	34.1	176	207	45	37.8	8.7%
06/11/2021 02:00:00 PM	35.2	170	200	45	38.8	15.5%
06/11/2021 03:00:00 PM	35.3	185	218	50	38.2	16.1%
06/11/2021 04:00:00 PM	35.2	192	226	50	38.9	15.5%
06/11/2021 05:00:00 PM	34.5	177	208	50	39.1	12.0%
06/11/2021 06:00:00 PM	34.1	168	198	45	38.9	11.1%
06/11/2021 07:00:00 PM	33.7	174	205	45	38.3	9.3%
06/11/2021 08:00:00 PM	33.9	133	156	60	39.7	10.3%
06/11/2021 09:00:00 PM	33.3	137	161	45	38.8	7.5%
06/11/2021 10:00:00 PM	35.0	98	115	55	39.6	14.8%
06/11/2021 11:00:00 PM	34.2	82	97	50	39.6	12.4%
07/11/2021 12:00:00 AM	34.5	64	75	45	38.1	12.0%
07/11/2021 01:00:00 AM	37.5	31	36	50	38.6	25.0%
07/11/2021 02:00:00 AM	36.0	29	34	45	38.3	17.6%
07/11/2021 03:00:00 AM	35.0	14	16	50	45.0	12.5%

07/11/2021 04:00:00 AM	34.0	8	10	40	37.5	10.0%
07/11/2021 05:00:00 AM	40.0	5	6	50	42.5	33.3%
07/11/2021 06:00:00 AM	33.8	4	5	35	0.0	0.0%
07/11/2021 07:00:00 AM	38.8	6	7	40	37.5	57.1%
07/11/2021 08:00:00 AM	35.0	13	15	55	45.0	13.3%
07/11/2021 09:00:00 AM	35.0	14	17	40	37.5	17.6%
07/11/2021 10:00:00 AM	36.9	46	54	50	39.3	20.4%
07/11/2021 11:00:00 AM	37.5	66	78	50	39.9	21.8%
07/11/2021 12:00:00 PM	34.7	90	106	50	38.6	13.2%
07/11/2021 01:00:00 PM	34.4	143	168	45	38.3	10.7%
07/11/2021 02:00:00 PM	35.0	163	192	50	38.4	15.1%
07/11/2021 03:00:00 PM	35.0	163	192	50	39.4	15.1%
07/11/2021 04:00:00 PM	35.2	159	187	45	38.2	15.5%
07/11/2021 05:00:00 PM	35.9	141	166	50	39.2	17.5%
07/11/2021 06:00:00 PM	34.6	196	230	50	38.7	13.0%
07/11/2021 07:00:00 PM	31.0	153	180	45	38.8	4.4%
07/11/2021 08:00:00 PM	32.0	135	159	55	39.5	6.3%
07/11/2021 09:00:00 PM	34.9	135	159	55	39.2	14.5%
07/11/2021 10:00:00 PM	35.0	70	82	45	38.3	14.6%
07/11/2021 11:00:00 PM	37.9	52	61	50	40.2	21.3%
08/11/2021 12:00:00 AM	35.0	31	36	45	38.5	13.9%
08/11/2021 01:00:00 AM	36.7	13	15	40	37.5	20.0%
08/11/2021 02:00:00 AM	30.0	5	6	35	0.0	0.0%
08/11/2021 03:00:00 AM	40.0	7	8	45	40.0	25.0%
08/11/2021 04:00:00 AM	35.0	3	3	35	0.0	0.0%
08/11/2021 05:00:00 AM	45.0	2	2	45	42.5	50.0%
08/11/2021 06:00:00 AM	30.0	3	4	40	37.5	25.0%
08/11/2021 07:00:00 AM	35.0	8	9	40	37.5	11.1%
08/11/2021 08:00:00 AM	36.2	31	37	50	40.4	18.9%
08/11/2021 09:00:00 AM	33.5	79	93	40	37.5	8.6%
08/11/2021 10:00:00 AM	33.4	135	159	45	38.9	6.9%
08/11/2021 11:00:00 AM	35.0	87	102	50	39.8	14.7%
08/11/2021 12:00:00 PM	34.1	107	126	50	40.4	9.5%
08/11/2021 01:00:00 PM	34.1	101	119	45	37.9	10.9%
08/11/2021 02:00:00 PM	34.5	122	143	50	39.3	11.9%
08/11/2021 03:00:00 PM	34.9	127	149	55	38.2	14.1%
08/11/2021 04:00:00 PM	33.8	128	151	60	40.2	8.6%
08/11/2021 05:00:00 PM	32.8	209	246	40	37.5	4.9%
08/11/2021 06:00:00 PM	33.3	243	286	50	40.5	7.7%
08/11/2021 07:00:00 PM	33.1	274	322	55	39.4	7.5%
08/11/2021 08:00:00 PM	32.7	240	282	55	38.6	6.4%
08/11/2021 09:00:00 PM	34.3	139	163	45	38.7	10.4%
08/11/2021 10:00:00 PM	34.2	94	111	55	38.9	9.9%
08/11/2021 11:00:00 PM	34.5	69	81	55	39.0	12.3%
09/11/2021 12:00:00 AM	36.9	47	55	50	39.3	20.0%
09/11/2021 01:00:00 AM	38.0	19	22	45	38.3	27.3%
09/11/2021 02:00:00 AM	40.0	6	7	45	40.0	28.6%
09/11/2021 03:00:00 AM	37.5	5	6	40	37.5	33.3%
09/11/2021 04:00:00 AM	35.0	3	4	40	37.5	25.0%
09/11/2021 05:00:00 AM	40.0	4	5	45	40.0	40.0%

09/11/2021 06:00:00 AM	45.0	3	3	45	42.5	66.7%
09/11/2021 07:00:00 AM	40.0	7	8	50	42.5	25.0%
09/11/2021 08:00:00 AM	34.4	29	34	45	38.8	11.8%
09/11/2021 09:00:00 AM	33.0	81	95	50	40.5	5.3%
09/11/2021 10:00:00 AM	33.4	134	158	45	38.2	9.5%
09/11/2021 11:00:00 AM	32.8	112	132	45	39.0	7.6%
09/11/2021 12:00:00 PM	34.2	84	99	50	39.8	11.1%
09/11/2021 01:00:00 PM	33.3	107	126	45	38.1	7.1%
09/11/2021 02:00:00 PM	34.3	126	148	45	38.4	11.5%
09/11/2021 03:00:00 PM	34.0	129	152	45	38.2	9.2%
09/11/2021 04:00:00 PM	34.2	120	141	40	37.5	9.9%
09/11/2021 05:00:00 PM	33.8	220	259	45	38.2	8.1%
09/11/2021 06:00:00 PM	33.0	246	289	45	37.8	5.5%
09/11/2021 07:00:00 PM	32.4	286	336	50	38.5	6.3%
09/11/2021 08:00:00 PM	33.2	243	286	45	38.6	6.6%
09/11/2021 09:00:00 PM	33.0	146	172	50	38.9	8.1%
09/11/2021 10:00:00 PM	33.3	111	131	40	37.5	6.1%
09/11/2021 11:00:00 PM	33.8	70	82	50	39.6	8.5%
10/11/2021 12:00:00 AM	35.0	52	61	45	38.1	14.8%
10/11/2021 01:00:00 AM	35.0	26	31	40	37.5	16.1%
10/11/2021 02:00:00 AM	32.0	14	17	35	0.0	0.0%
10/11/2021 03:00:00 AM	33.3	5	6	35	0.0	0.0%
10/11/2021 04:00:00 AM	35.0	3	4	45	42.5	25.0%
10/11/2021 05:00:00 AM	35.0	5	6	40	37.5	16.7%
10/11/2021 06:00:00 AM	30.0	1	1	30	0.0	0.0%
10/11/2021 07:00:00 AM	33.3	10	12	40	37.5	8.3%
10/11/2021 08:00:00 AM	33.1	26	31	40	37.5	6.5%
10/11/2021 09:00:00 AM	33.4	72	85	45	38.9	8.2%
10/11/2021 10:00:00 AM	33.3	128	151	45	38.0	6.6%
10/11/2021 11:00:00 AM	33.2	91	107	45	38.2	6.5%
10/11/2021 12:00:00 PM	30.9	94	111	40	37.5	3.6%
10/11/2021 01:00:00 PM	33.9	105	123	45	38.3	9.8%
10/11/2021 02:00:00 PM	33.7	122	144	45	40.2	7.6%
10/11/2021 03:00:00 PM	33.5	125	147	40	37.5	6.1%
10/11/2021 04:00:00 PM	33.4	134	158	45	38.0	7.0%
10/11/2021 05:00:00 PM	32.7	255	300	50	38.1	5.3%
10/11/2021 06:00:00 PM	32.4	234	275	40	37.5	5.5%
10/11/2021 07:00:00 PM	32.1	324	381	45	38.5	3.9%
10/11/2021 08:00:00 PM	32.3	257	302	45	38.6	4.6%
10/11/2021 09:00:00 PM	33.4	171	201	45	38.6	7.0%
10/11/2021 10:00:00 PM	33.9	120	141	45	38.6	9.9%
10/11/2021 11:00:00 PM	34.7	67	79	55	42.0	13.9%
11/11/2021 12:00:00 AM	35.0	62	73	50	38.9	15.1%
11/11/2021 01:00:00 AM	37.5	26	30	45	39.2	20.0%
11/11/2021 02:00:00 AM	37.5	10	12	50	40.8	25.0%
11/11/2021 03:00:00 AM	40.0	4	5	55	45.0	40.0%
11/11/2021 04:00:00 AM	30.0	3	4	50	47.5	25.0%
11/11/2021 05:00:00 AM	35.0	2	2	35	0.0	0.0%
11/11/2021 06:00:00 AM	0.0	0	0	0	0.0	0.0%
11/11/2021 07:00:00 AM	33.8	9	11	40	37.5	9.1%

11/11/2021 08:00:00 AM	35.0	31	37	40	37.5	16.2%
11/11/2021 09:00:00 AM	33.8	82	97	45	38.9	11.3%
11/11/2021 10:00:00 AM	32.3	140	165	40	37.5	5.5%
11/11/2021 11:00:00 AM	33.6	117	138	45	37.9	8.7%
11/11/2021 12:00:00 PM	33.1	106	125	50	42.5	4.0%
11/11/2021 01:00:00 PM	34.1	113	133	45	38.2	10.5%
11/11/2021 02:00:00 PM	33.2	127	149	50	39.3	7.4%
11/11/2021 03:00:00 PM	32.8	117	138	45	39.4	5.8%
11/11/2021 04:00:00 PM	34.0	142	167	45	38.1	9.6%
11/11/2021 05:00:00 PM	34.0	224	264	45	38.5	9.8%
11/11/2021 06:00:00 PM	32.9	271	319	50	38.9	6.6%
11/11/2021 07:00:00 PM	31.8	303	356	50	38.7	3.7%
11/11/2021 08:00:00 PM	32.5	222	261	50	39.6	5.4%
11/11/2021 09:00:00 PM	34.0	159	187	50	40.0	10.7%
11/11/2021 10:00:00 PM	34.3	116	137	50	38.7	12.4%
11/11/2021 11:00:00 PM	34.1	54	64	55	40.8	9.4%
12/11/2021 12:00:00 AM	37.1	62	73	65	42.9	19.2%
12/11/2021 01:00:00 AM	37.5	20	24	60	41.7	25.0%
12/11/2021 02:00:00 AM	34.5	17	20	40	37.5	10.0%
12/11/2021 03:00:00 AM	35.0	8	10	45	42.5	20.0%
12/11/2021 04:00:00 AM	45.0	2	2	45	42.5	50.0%
12/11/2021 05:00:00 AM	32.5	6	7	35	0.0	0.0%
12/11/2021 06:00:00 AM	25.0	3	4	30	0.0	0.0%
12/11/2021 07:00:00 AM	35.0	11	13	45	40.0	15.4%
12/11/2021 08:00:00 AM	34.0	26	31	40	37.5	12.9%
12/11/2021 09:00:00 AM	33.2	76	89	45	39.2	6.7%
12/11/2021 10:00:00 AM	33.4	163	192	45	38.1	4.7%
12/11/2021 11:00:00 AM	33.6	120	141	45	38.4	7.8%
12/11/2021 12:00:00 PM	33.4	100	118	45	38.1	7.6%
12/11/2021 01:00:00 PM	33.5	141	166	45	38.8	7.2%
12/11/2021 02:00:00 PM	34.4	142	167	50	38.9	10.8%
12/11/2021 03:00:00 PM	34.2	142	167	50	40.0	9.6%
12/11/2021 04:00:00 PM	32.9	162	190	45	39.3	7.4%
12/11/2021 05:00:00 PM	32.6	220	259	45	38.7	5.0%
12/11/2021 06:00:00 PM	33.2	281	331	55	38.6	6.9%
12/11/2021 07:00:00 PM	31.4	326	383	50	39.9	4.4%
12/11/2021 08:00:00 PM	32.8	219	258	55	40.4	5.4%
12/11/2021 09:00:00 PM	33.1	192	226	40	37.5	6.6%
12/11/2021 10:00:00 PM	32.6	116	137	45	38.3	4.4%
12/11/2021 11:00:00 PM	35.6	65	76	55	40.4	15.8%
13/11/2021 12:00:00 AM	35.0	64	75	45	39.8	14.7%
13/11/2021 01:00:00 AM	36.7	42	50	50	41.4	18.0%
13/11/2021 02:00:00 AM	34.5	34	40	60	43.5	12.5%
13/11/2021 03:00:00 AM	34.0	13	15	40	37.5	6.7%
13/11/2021 04:00:00 AM	33.3	7	8	35	0.0	0.0%
13/11/2021 05:00:00 AM	35.0	7	8	40	37.5	12.5%
13/11/2021 06:00:00 AM	35.0	2	2	35	0.0	0.0%
13/11/2021 07:00:00 AM	32.5	5	6	35	0.0	0.0%
13/11/2021 08:00:00 AM	36.2	22	26	45	38.5	19.2%
13/11/2021 09:00:00 AM	36.7	31	37	45	38.8	21.6%

13/11/2021 10:00:00 AM	36.8	70	82	45	37.8	22.0%
13/11/2021 11:00:00 AM	34.8	105	123	50	39.3	13.8%
13/11/2021 12:00:00 PM	34.5	153	180	45	38.6	12.8%
13/11/2021 01:00:00 PM	34.3	158	186	50	39.6	11.3%
13/11/2021 02:00:00 PM	34.4	178	210	60	39.2	12.4%
13/11/2021 03:00:00 PM	33.6	174	205	55	39.1	7.8%
13/11/2021 04:00:00 PM	36.0	153	180	55	39.2	17.8%
13/11/2021 05:00:00 PM	33.9	169	199	50	38.6	9.5%
13/11/2021 06:00:00 PM	33.0	194	228	50	40.0	5.3%
13/11/2021 07:00:00 PM	33.3	186	219	60	39.9	7.8%
13/11/2021 08:00:00 PM	33.4	144	169	45	39.2	7.1%
13/11/2021 09:00:00 PM	33.9	110	130	45	38.7	10.0%
13/11/2021 10:00:00 PM	34.6	103	121	45	38.8	13.2%
13/11/2021 11:00:00 PM	33.4	71	84	40	37.5	6.0%
14/11/2021 12:00:00 AM	33.7	65	77	45	39.2	7.8%
14/11/2021 01:00:00 AM	34.6	42	50	45	38.2	14.0%
14/11/2021 02:00:00 AM	35.0	27	32	40	37.5	15.6%
14/11/2021 03:00:00 AM	35.0	14	17	45	40.8	17.6%
14/11/2021 04:00:00 AM	34.3	8	10	45	42.5	10.0%
14/11/2021 05:00:00 AM	33.3	4	5	35	0.0	0.0%
14/11/2021 06:00:00 AM	42.5	4	5	45	40.8	60.0%
14/11/2021 07:00:00 AM	38.8	3	4	40	37.5	100.0%
14/11/2021 08:00:00 AM	32.5	6	7	35	0.0	0.0%
14/11/2021 09:00:00 AM	33.3	12	14	50	47.5	7.1%
14/11/2021 10:00:00 AM	34.2	40	47	45	38.5	10.6%
14/11/2021 11:00:00 AM	37.0	70	82	45	39.4	19.5%
14/11/2021 12:00:00 PM	36.8	103	121	45	39.5	19.0%
14/11/2021 01:00:00 PM	34.4	140	165	45	38.6	10.9%
14/11/2021 02:00:00 PM	37.1	148	174	50	39.1	21.8%
14/11/2021 03:00:00 PM	34.6	154	181	50	38.9	12.2%
14/11/2021 04:00:00 PM	33.2	156	184	50	39.6	6.5%
14/11/2021 05:00:00 PM	34.5	197	232	55	39.1	12.5%
14/11/2021 06:00:00 PM	33.8	166	195	50	39.7	8.2%
14/11/2021 07:00:00 PM	33.3	150	177	50	39.2	6.8%
14/11/2021 08:00:00 PM	34.6	123	145	50	38.3	13.1%
14/11/2021 09:00:00 PM	34.6	88	104	50	38.9	13.5%
14/11/2021 10:00:00 PM	34.3	50	59	45	38.2	11.9%
14/11/2021 11:00:00 PM	37.5	41	48	60	43.1	16.7%
15/11/2021 12:00:00 AM	36.7	28	33	45	38.2	21.2%
15/11/2021 01:00:00 AM	40.0	11	13	45	39.5	38.5%
15/11/2021 02:00:00 AM	35.0	4	5	40	37.5	20.0%
15/11/2021 03:00:00 AM	35.0	3	3	35	0.0	0.0%
15/11/2021 04:00:00 AM	35.0	3	4	45	42.5	25.0%
15/11/2021 05:00:00 AM	30.0	2	2	30	0.0	0.0%
15/11/2021 06:00:00 AM	45.0	2	2	45	42.5	50.0%
15/11/2021 07:00:00 AM	42.5	7	8	45	40.8	37.5%
15/11/2021 08:00:00 AM	36.7	28	33	45	40.0	18.2%
15/11/2021 09:00:00 AM	33.5	82	97	55	40.8	9.3%
15/11/2021 10:00:00 AM	31.4	148	174	45	38.1	4.6%
15/11/2021 11:00:00 AM	32.7	99	117	45	38.3	5.1%

15/11/2021 12:00:00 PM	34.0	102	120	45	38.3	10.8%
15/11/2021 01:00:00 PM	33.9	110	130	50	38.8	9.2%
15/11/2021 02:00:00 PM	33.3	111	131	50	39.2	9.2%
15/11/2021 03:00:00 PM	33.8	122	143	45	39.4	9.1%
15/11/2021 04:00:00 PM	33.4	146	172	60	39.8	7.6%
15/11/2021 05:00:00 PM	33.4	214	252	45	38.5	7.9%
15/11/2021 06:00:00 PM	32.0	285	335	40	37.5	4.5%
15/11/2021 07:00:00 PM	32.4	287	338	45	38.1	5.3%
15/11/2021 08:00:00 PM	33.5	227	267	50	39.1	9.4%
15/11/2021 09:00:00 PM	33.2	117	138	45	39.4	5.8%
15/11/2021 10:00:00 PM	34.0	93	109	45	38.9	10.1%
15/11/2021 11:00:00 PM	34.5	79	93	40	37.5	12.9%
16/11/2021 12:00:00 AM	40.0	27	32	50	41.4	28.1%
16/11/2021 01:00:00 AM	42.5	8	9	45	42.5	22.2%
16/11/2021 02:00:00 AM	40.0	11	13	50	42.5	23.1%
16/11/2021 03:00:00 AM	40.0	3	3	40	37.5	33.3%
16/11/2021 04:00:00 AM	35.0	1	1	35	0.0	0.0%
16/11/2021 05:00:00 AM	45.0	2	2	45	42.5	50.0%
16/11/2021 06:00:00 AM	40.0	1	1	40	37.5	100.0%
16/11/2021 07:00:00 AM	35.0	8	10	40	37.5	20.0%
16/11/2021 08:00:00 AM	32.1	33	39	40	37.5	5.1%
16/11/2021 09:00:00 AM	33.9	71	84	50	40.0	11.9%
16/11/2021 10:00:00 AM	32.8	141	166	45	38.0	6.0%
16/11/2021 11:00:00 AM	32.7	108	127	45	38.1	6.3%
16/11/2021 12:00:00 PM	33.2	92	108	50	40.3	8.3%
16/11/2021 01:00:00 PM	34.3	100	118	40	37.5	11.9%
16/11/2021 02:00:00 PM	34.4	121	142	45	38.7	12.0%
16/11/2021 03:00:00 PM	33.9	116	136	45	39.2	8.8%
16/11/2021 04:00:00 PM	33.8	134	158	40	37.5	7.6%
16/11/2021 05:00:00 PM	31.0	33	39	40	37.5	5.1%
16/11/2021 06:00:00 PM	**No Data**					
16/11/2021 07:00:00 PM	**No Data**					
					
23/11/2021 04:00:00 PM	0.0	0	0	0	0.0	0.0%

Day/Time Ending	85th pctl (MPH)	85th pctl cnts	Total Cnts	Max Speed	Avg Speeder	% Speeders
22/10/2021 12:00:00 AM	0.0	0	0	0	0.0	0.0%
23/10/2021 12:00:00 AM	10.0	1	1	10	0.0	0.0%
24/10/2021 12:00:00 AM	0.0	0	0	0	0.0	0.0%
25/10/2021 12:00:00 AM	10.0	1	1	10	0.0	0.0%
26/10/2021 12:00:00 AM	0.0	0	0	0	0.0	0.0%
27/10/2021 12:00:00 AM	0.0	0	0	0	0.0	0.0%
28/10/2021 12:00:00 AM	32.6	352	414	55	39.7	7.7%
29/10/2021 12:00:00 AM	33.3	468	551	50	38.6	9.8%
30/10/2021 12:00:00 AM	33.0	402	473	55	39.3	8.2%
31/10/2021 12:00:00 AM	32.4	353	415	55	39.7	7.2%
01/11/2021 12:00:00 AM	31.2	363	427	55	39.1	6.6%
02/11/2021 12:00:00 AM	33.6	2149	2528	55	38.8	8.3%
03/11/2021 12:00:00 AM	33.8	2292	2697	50	39.0	9.5%
04/11/2021 12:00:00 AM	33.8	2341	2754	60	38.9	9.5%
05/11/2021 12:00:00 AM	33.8	2467	2902	65	39.1	9.5%
06/11/2021 12:00:00 AM	33.8	2546	2995	55	39.2	9.4%
07/11/2021 12:00:00 AM	34.6	2202	2590	60	38.8	13.1%
08/11/2021 12:00:00 AM	34.8	1867	2196	55	39.0	13.9%
09/11/2021 12:00:00 AM	33.9	2271	2672	60	39.1	9.4%
10/11/2021 12:00:00 AM	33.6	2343	2756	50	38.5	8.4%
11/11/2021 12:00:00 AM	33.1	2453	2886	55	38.6	6.6%
12/11/2021 12:00:00 AM	33.5	2443	2874	65	39.2	8.2%
13/11/2021 12:00:00 AM	33.3	2623	3086	60	39.1	7.2%
14/11/2021 12:00:00 AM	34.1	2197	2585	60	39.1	10.9%
15/11/2021 12:00:00 AM	34.6	1777	2091	60	39.1	12.9%
16/11/2021 12:00:00 AM	33.4	2310	2718	60	38.9	8.1%
17/11/2021 12:00:00 AM	33.7	983	1156	50	38.7	9.2%
18/11/2021 12:00:00 AM	**No Data**					
19/11/2021 12:00:00 AM	**No Data**					
20/11/2021 12:00:00 AM						
					
21/11/2021 12:00:00 AM						
22/11/2021 12:00:00 AM						
23/11/2021 12:00:00 AM						
23/11/2021 03:59:59 PM	0.0	0	0	0	0.0	0.0%

	18/10/2021	to	24/10/2021							
	Monday	Tuesday	Wednesday	Thursday	Friday	Saturday	Sunday	Week	Weekend	Week Day 85%
Hour	18/10/2021	19/10/2021	20/10/2021	21/10/2021	22/10/2021	23/10/2021	24/10/2021	Day Avg	Avg	Avg Speed
0 - 1	*	*	*	*	0	0	0	0	0	0
1 - 2	*	*	*	*	0	0	0	0	0	0
2 - 3	*	*	*	*	0	0	0	0	0	0
3 - 4	*	*	*	*	0	0	0	0	0	0
4 - 5	*	*	*	*	0	0	0	0	0	0
5 - 6	*	*	*	*	0	0	0	0	0	0
6 - 7	*	*	*	*	0	0	0	0	0	0
7 - 8	*	*	*	*	0	0	0	0	0	0
8 - 9	*	*	*	*	0	0	0	0	0	0
9 - 10	*	*	*	*	0	0	0	0	0	0
10 - 11	*	*	*	*	0	0	0	0	0	0
11 - 12	*	*	*	*	1	0	1	1	0.5	10
12 - 13	*	*	*	0	0	0	0	0	0	0
13 - 14	*	*	*	0	0	0	0	0	0	0
14 - 15	*	*	*	0	0	0	0	0	0	0
15 - 16	*	*	*	0	0	0	0	0	0	0
16 - 17	*	*	*	0	0	0	0	0	0	0
17 - 18	*	*	*	0	0	0	0	0	0	0
18 - 19	*	*	*	0	0	0	0	0	0	0
19 - 20	*	*	*	0	0	0	0	0	0	0
20 - 21	*	*	*	0	0	0	0	0	0	0
21 - 22	*	*	*	0	0	0	0	0	0	0
22 - 23	*	*	*	0	0	0	0	0	0	0
23 - 24	*	*	*	0	0	0	0	0	0	0
Totals	0	0	0	0	1	0	1			
% of Total	0%	0%	0%	0%	50%	0%	50%			

Incoming Weekly Counts
 Sington Hill Oct-November 2021

from Thu-Oct-21-2021-12-00-PM to Tue-Nov-23-2021-03-59-PM

	25/10/2021	to	31/10/2021							
	Monday	Tuesday	Wednesday	Thursday	Friday	Saturday	Sunday	Week	Weekend	Week Day 85%
Hour	25/10/2021	26/10/2021	27/10/2021	28/10/2021	29/10/2021	30/10/2021	31/10/2021	Day Avg	Avg	Avg Speed
0 - 1	0	0	0	1	1	9	4	0.4	6.5	37.5
1 - 2	0	0	0	0	4	0	8	0.8	4	40
2 - 3	0	0	0	0	0	1	1	0	1	0
3 - 4	0	0	0	2	1	0	0	0.6	0	30
4 - 5	0	0	0	0	0	4	0	0	2	0
5 - 6	0	0	0	0	0	1	1	0	1	0
6 - 7	0	0	0	7	8	4	0	3	2	35
7 - 8	0	0	0	17	22	10	5	7.8	7.5	35.1
8 - 9	0	0	0	37	45	12	29	16.4	20.5	34.8
9 - 10	0	0	0	57	43	28	24	20	26	33.35
10 - 11	0	0	29	56	48	38	47	26.6	42.5	33.6
11 - 12	0	0	33	41	32	37	68	21.2	52.5	32.7
12 - 13	0	0	31	33	38	46	29	20.4	37.5	31.4
13 - 14	0	0	27	35	25	39	27	17.4	33	31.17
14 - 15	0	0	37	25	39	22	30	20.2	26	29.47
15 - 16	0	0	38	35	32	36	25	21	30.5	30.93
16 - 17	0	0	33	34	30	21	34	19.4	27.5	31.4
17 - 18	0	0	57	58	39	31	32	30.8	31.5	30.9
18 - 19	0	0	54	46	26	26	19	25.2	22.5	31.67
19 - 20	0	0	46	26	12	14	13	16.8	13.5	34
20 - 21	0	0	16	11	15	13	14	8.4	13.5	34.43
21 - 22	0	0	6	15	7	10	11	5.6	10.5	40
22 - 23	0	0	5	7	4	9	4	3.2	6.5	32.93
23 - 24	0	0	2	8	2	4	2	2.4	3	34.43
Totals	0	0	414	551	473	415	427			
% of Total	0%	0%	18.16%	24.17%	20.75%	18.2%	18.73%			

Incoming Weekly Counts
 Sington Hill Oct-November 2021

from Thu-Oct-21-2021-12-00-PM to Tue-Nov-23-2021-03-59-PM

	01/11/2021	to	07/11/2021							
	Monday	Tuesday	Wednesday	Thursday	Friday	Saturday	Sunday	Week	Weekend	Week Day 85%
Hour	01/11/2021	02/11/2021	03/11/2021	04/11/2021	05/11/2021	06/11/2021	07/11/2021	Day Avg	Avg	Avg Speed
0 - 1	3	18	26	28	25	56	36	20	46	35.48
1 - 2	0	13	15	16	18	26	34	12.4	30	40
2 - 3	1	5	9	5	11	18	16	6.2	17	35.5
3 - 4	0	4	1	4	3	8	10	2.4	9	30
4 - 5	0	3	2	4	6	5	6	3	5.5	36.25
5 - 6	0	4	10	0	2	4	5	3.2	4.5	40
6 - 7	0	9	10	7	10	4	7	7.2	5.5	33.88
7 - 8	11	36	37	40	37	22	15	32.2	18.5	36.54
8 - 9	47	82	79	96	105	40	17	81.8	28.5	33.54
9 - 10	108	154	141	187	174	70	54	152.8	62	33.52
10 - 11	110	109	126	135	156	110	78	127.2	94	33.4
11 - 12	146	113	121	114	104	161	106	119.6	133.5	34.04
12 - 13	129	117	119	136	147	207	168	129.6	187.5	34.2
13 - 14	146	142	155	146	168	200	192	151.4	196	33.72
14 - 15	157	139	159	150	147	218	192	150.4	205	34.24
15 - 16	156	163	173	177	173	226	187	168.4	206.5	34.28
16 - 17	259	251	265	303	293	208	166	274.2	187	33.48
17 - 18	280	316	276	326	307	198	230	301	214	33.52
18 - 19	339	343	338	333	335	205	180	337.6	192.5	32.28
19 - 20	230	252	252	271	279	156	159	256.8	157.5	33.16
20 - 21	152	167	171	146	208	161	159	168.8	160	33.46
21 - 22	128	130	131	131	151	115	82	134.2	98.5	34.02
22 - 23	82	73	78	89	73	97	61	79	79	36.18
23 - 24	44	54	60	58	63	75	36	55.8	55.5	36.3
Totals	2528	2697	2754	2902	2995	2590	2196			
% of Total	13.55%	14.45%	14.76%	15.55%	16.05%	13.88%	11.77%			

Incoming Weekly Counts
 Sington Hill Oct-November 2021

from Thu-Oct-21-2021-12-00-PM to Tue-Nov-23-2021-03-59-PM

	08/11/2021	to	14/11/2021							
	Monday	Tuesday	Wednesday	Thursday	Friday	Saturday	Sunday	Week	Weekend	Week Day 85%
Hour	08/11/2021	09/11/2021	10/11/2021	11/11/2021	12/11/2021	13/11/2021	14/11/2021	Day Avg	Avg	Avg Speed
0 - 1	15	22	31	30	24	50	50	24.4	50	36.94
1 - 2	6	7	17	12	20	40	32	12.4	36	34.8
2 - 3	8	6	6	5	10	15	17	7	16	37.16
3 - 4	3	4	4	4	2	8	10	3.4	9	36
4 - 5	2	5	6	2	7	8	5	4.4	6.5	37.5
5 - 6	4	3	1	0	4	2	5	2.4	3.5	32.5
6 - 7	9	8	12	11	13	6	4	10.6	5	35.42
7 - 8	37	34	31	37	31	26	7	34	16.5	34.54
8 - 9	93	95	85	97	89	37	14	91.8	25.5	33.38
9 - 10	159	158	151	165	192	82	47	165	64.5	33.16
10 - 11	102	132	107	138	141	123	82	124	102.5	33.64
11 - 12	126	99	111	125	118	180	121	115.8	150.5	33.14
12 - 13	119	126	123	133	166	186	165	133.4	175.5	33.78
13 - 14	143	148	144	149	167	210	174	150.2	192	34.02
14 - 15	149	152	147	138	167	205	181	150.6	193	33.88
15 - 16	151	141	158	167	190	180	184	161.4	182	33.66
16 - 17	246	259	300	264	259	199	232	265.6	215.5	33.18
17 - 18	286	289	275	319	331	228	195	300	211.5	32.96
18 - 19	322	336	381	356	383	219	177	355.6	198	32.16
19 - 20	282	286	302	261	258	169	145	277.8	157	32.7
20 - 21	163	172	201	187	226	130	104	189.8	117	33.56
21 - 22	111	131	141	137	137	121	59	131.4	90	33.66
22 - 23	81	82	79	64	76	84	48	76.4	66	34.54
23 - 24	55	61	73	73	75	77	33	67.4	55	35.8
Totals	2672	2756	2886	2874	3086	2585	2091			
% of Total	14.1%	14.54%	15.23%	15.17%	16.28%	13.64%	11.03%			

	15/11/2021	to	21/11/2021							
	Monday	Tuesday	Wednesday	Thursday	Friday	Saturday	Sunday	Week	Weekend	Week Day 85%
Hour	15/11/2021	16/11/2021	17/11/2021	18/11/2021	19/11/2021	20/11/2021	21/11/2021	Day Avg	Avg	Avg Speed
0 - 1	13	9	0	0	0	0	0	4.4	0	41.25
1 - 2	5	13	0	0	0	0	0	3.6	0	37.5
2 - 3	3	3	0	0	0	0	0	1.2	0	37.5
3 - 4	4	1	0	0	0	0	0	1	0	35
4 - 5	2	2	0	0	0	0	0	0.8	0	37.5
5 - 6	2	1	0	0	0	0	0	0.6	0	42.5
6 - 7	8	10	0	0	0	0	0	3.6	0	38.75
7 - 8	33	39	0	0	0	0	0	14.4	0	34.4
8 - 9	97	84	0	0	0	0	0	36.2	0	33.7
9 - 10	174	166	0	0	0	0	0	68	0	32.1
10 - 11	117	127	0	0	0	0	0	48.8	0	32.7
11 - 12	120	108	0	0	0	0	0	45.6	0	33.6
12 - 13	130	118	0	0	0	0	0	49.6	0	34.1
13 - 14	131	142	0	0	0	0	0	54.6	0	33.85
14 - 15	143	136	0	0	0	0	0	55.8	0	33.85
15 - 16	172	158	0	0	0	0	0	66	0	33.6
16 - 17	252	39	0	0	0	0	0	58.2	0	32.2
17 - 18	335	0	0	0	0	0	0	67	0	32
18 - 19	338	0	0	0	0	0	0	67.6	0	32.4
19 - 20	267	0	0	0	0	0	0	53.4	0	33.5
20 - 21	138	0	0	0	0	0	0	27.6	0	33.2
21 - 22	109	0	0	0	0	0	0	21.8	0	34
22 - 23	93	0	0	0	0	0	0	18.6	0	34.5
23 - 24	32	0	0	0	0	0	0	6.4	0	40
Totals	2718	1156	0	0	0	0	0			
% of Total	70.16%	29.84%	0%	0%	0%	0%	0%			

	22/11/2021	to	28/11/2021							
	Monday	Tuesday	Wednesday	Thursday	Friday	Saturday	Sunday	Week	Weekend	Week Day 85%
Hour	22/11/2021	23/11/2021	24/11/2021	25/11/2021	26/11/2021	27/11/2021	28/11/2021	Day Avg	Avg	Avg Speed
0 - 1	0	0	*	*	*	*	*	0	0	0
1 - 2	0	0	*	*	*	*	*	0	0	0
2 - 3	0	0	*	*	*	*	*	0	0	0
3 - 4	0	0	*	*	*	*	*	0	0	0
4 - 5	0	0	*	*	*	*	*	0	0	0
5 - 6	0	0	*	*	*	*	*	0	0	0
6 - 7	0	0	*	*	*	*	*	0	0	0
7 - 8	0	0	*	*	*	*	*	0	0	0
8 - 9	0	0	*	*	*	*	*	0	0	0
9 - 10	0	0	*	*	*	*	*	0	0	0
10 - 11	0	0	*	*	*	*	*	0	0	0
11 - 12	0	0	*	*	*	*	*	0	0	0
12 - 13	0	0	*	*	*	*	*	0	0	0
13 - 14	0	0	*	*	*	*	*	0	0	0
14 - 15	0	0	*	*	*	*	*	0	0	0
15 - 16	0	0	*	*	*	*	*	0	0	0
16 - 17	0	*	*	*	*	*	*	0	0	0
17 - 18	0	*	*	*	*	*	*	0	0	0
18 - 19	0	*	*	*	*	*	*	0	0	0
19 - 20	0	*	*	*	*	*	*	0	0	0
20 - 21	0	*	*	*	*	*	*	0	0	0
21 - 22	0	*	*	*	*	*	*	0	0	0
22 - 23	0	*	*	*	*	*	*	0	0	0
23 - 24	0	*	*	*	*	*	*	0	0	0
Totals	0	0	0	0	0	0	0			
% of Total	0%	0%	0%	0%	0%	0%	0%			

Incoming Monthly Counts
 Sington Hill Oct-November 2021

from Thu-Oct-21-2021-12-00-PM to Tue-Nov-23-2021-03-59-PM

Hour	Oct 2021							Week Day Avg	Weekend Avg	Week Day 85% Avg Speed
	Monday	Tuesday	Wednesday	Thursday	Friday	Saturday	Sunday			
0 - 1	0	0	0	1	1	9	4	0.4	6.5	37.5
1 - 2	0	0	0	0	4	0	8	0.8	4	40
2 - 3	0	0	0	0	0	1	1	0	1	0
3 - 4	0	0	0	2	1	0	0	0.6	0	30
4 - 5	0	0	0	0	0	4	0	0	2	0
5 - 6	0	0	0	0	0	1	1	0	1	0
6 - 7	0	0	0	7	8	4	0	3	2	35
7 - 8	0	0	0	17	22	10	5	7.8	7.5	35.1
8 - 9	0	0	0	37	45	12	29	16.4	20.5	34.8
9 - 10	0	0	0	57	43	28	24	20	26	33.35
10 - 11	0	0	29	56	48	38	47	26.6	42.5	33.6
11 - 12	0	0	33	41	33	37	69	21.4	53	32.7
12 - 13	0	0	31	33	38	46	29	20.4	37.5	31.4
13 - 14	0	0	27	35	25	39	27	17.4	33	31.17
14 - 15	0	0	37	25	39	22	30	20.2	26	29.47
15 - 16	0	0	38	35	32	36	25	21	30.5	30.93
16 - 17	0	0	33	34	30	21	34	19.4	27.5	31.4
17 - 18	0	0	57	58	39	31	32	30.8	31.5	30.9
18 - 19	0	0	54	46	26	26	19	25.2	22.5	31.67
19 - 20	0	0	46	26	12	14	13	16.8	13.5	34
20 - 21	0	0	16	11	15	13	14	8.4	13.5	34.43
21 - 22	0	0	6	15	7	10	11	5.6	10.5	40
22 - 23	0	0	5	7	4	9	4	3.2	6.5	32.93
23 - 24	0	0	2	8	2	4	2	2.4	3	34.43
Totals	0	0	414	551	474	415	428			
% of Total	0%	0%	18.14%	24.15%	20.77%	18.19%	18.76%			

Incoming Monthly Counts
 Sington Hill Oct-November 2021

from Thu-Oct-21-2021-12-00-PM to Tue-Nov-23-2021-03-59-PM

Hour	Nov 2021							Week Day Avg	Weekend Avg	Week Day 85% Avg Speed
	Monday	Tuesday	Wednesday	Thursday	Friday	Saturday	Sunday			
0 - 1	31	49	57	58	49	106	86	48.8	96	36.84
1 - 2	11	33	32	28	38	66	66	28.4	66	36.66
2 - 3	12	14	15	10	21	33	33	14.4	33	36.26
3 - 4	7	9	5	8	5	16	20	6.8	18	36
4 - 5	4	10	8	6	13	13	11	8.2	12	35.26
5 - 6	6	8	11	0	6	6	10	6.2	8	38.75
6 - 7	17	27	22	18	23	10	11	21.4	10.5	35.26
7 - 8	81	109	68	77	68	48	22	80.6	35	35.66
8 - 9	237	261	164	193	194	77	31	209.8	54	33.46
9 - 10	441	478	292	352	366	152	101	385.8	126.5	33.2
10 - 11	329	368	233	273	297	233	160	300	196.5	33.42
11 - 12	392	320	232	239	222	341	227	281	284	33.52
12 - 13	378	361	242	269	313	393	333	312.6	363	34.06
13 - 14	420	432	299	295	335	410	366	356.2	388	33.86
14 - 15	449	427	306	288	314	423	373	356.8	398	34.02
15 - 16	479	462	331	344	363	406	371	395.8	388.5	33.92
16 - 17	757	549	565	567	552	407	398	598	402.5	33.34
17 - 18	901	605	551	645	638	426	425	668	425.5	33.16
18 - 19	999	679	719	689	718	424	357	760.8	390.5	32.22
19 - 20	779	538	554	532	537	325	304	588	314.5	32.98
20 - 21	453	339	372	333	434	291	263	386.2	277	33.5
21 - 22	348	261	272	268	288	236	141	287.4	188.5	33.9
22 - 23	256	155	157	153	149	181	109	174	145	35.24
23 - 24	131	115	133	131	138	152	69	129.6	110.5	36.1
Totals	7918	6609	5640	5776	6081	5175	4287			
% of Total	19.09%	15.93%	13.59%	13.92%	14.66%	12.47%	10.33%			

Incoming Weekly Speeds
 Sington Hill Oct-November 2021

from Thu-Oct-21-2021-12-00-PM to Tue-Nov-23-2021-03-59-PM

	18/10/2021	to	24/10/2021							
	Monday	Tuesday	Wednesday	Thursday	Friday	Saturday	Sunday	Week	Weekend	Week Day 85%
Hour	18/10/2021	19/10/2021	20/10/2021	21/10/2021	22/10/2021	23/10/2021	24/10/2021	Day Avg	Avg	Avg Speed
0 - 1	*	*	*	*	0	0	0	0	0	0
1 - 2	*	*	*	*	0	0	0	0	0	0
2 - 3	*	*	*	*	0	0	0	0	0	0
3 - 4	*	*	*	*	0	0	0	0	0	0
4 - 5	*	*	*	*	0	0	0	0	0	0
5 - 6	*	*	*	*	0	0	0	0	0	0
6 - 7	*	*	*	*	0	0	0	0	0	0
7 - 8	*	*	*	*	0	0	0	0	0	0
8 - 9	*	*	*	*	0	0	0	0	0	0
9 - 10	*	*	*	*	0	0	0	0	0	0
10 - 11	*	*	*	*	0	0	0	0	0	0
11 - 12	*	*	*	*	7	0	7	7	7	10
12 - 13	*	*	*	0	0	0	0	0	0	0
13 - 14	*	*	*	0	0	0	0	0	0	0
14 - 15	*	*	*	0	0	0	0	0	0	0
15 - 16	*	*	*	0	0	0	0	0	0	0
16 - 17	*	*	*	0	0	0	0	0	0	0
17 - 18	*	*	*	0	0	0	0	0	0	0
18 - 19	*	*	*	0	0	0	0	0	0	0
19 - 20	*	*	*	0	0	0	0	0	0	0
20 - 21	*	*	*	0	0	0	0	0	0	0
21 - 22	*	*	*	0	0	0	0	0	0	0
22 - 23	*	*	*	0	0	0	0	0	0	0
23 - 24	*	*	*	0	0	0	0	0	0	0
Totals	0	0	0	0	7	0	7			
% of Total	0%	0%	0%	0%	50%	0%	50%			

Incoming Weekly Speeds
 Sington Hill Oct-November 2021

from Thu-Oct-21-2021-12-00-PM to Tue-Nov-23-2021-03-59-PM

	25/10/2021	to	31/10/2021							
	Monday	Tuesday	Wednesday	Thursday	Friday	Saturday	Sunday	Week	Weekend	Week Day 85%
Hour	25/10/2021	26/10/2021	27/10/2021	28/10/2021	29/10/2021	30/10/2021	31/10/2021	Day Avg	Avg	Avg Speed
0 - 1	0	0	0	37	32	33.78	34.75	34.5	34.08	37.5
1 - 2	0	0	0	0	35.75	0	31.5	35.75	31.5	40
2 - 3	0	0	0	0	0	27	32	0	29.5	0
3 - 4	0	0	0	34.5	17	0	0	28.67	0	30
4 - 5	0	0	0	0	0	12.25	0	0	12.25	0
5 - 6	0	0	0	0	0	12	32	0	22	0
6 - 7	0	0	0	26.29	27	18.5	0	26.67	18.5	35
7 - 8	0	0	0	29.71	29.09	23.1	7.4	29.36	17.87	35.1
8 - 9	0	0	0	30.35	29.29	24.08	11.79	29.77	15.39	34.8
9 - 10	0	0	0	28.23	24.6	26.21	12.5	26.67	19.88	33.35
10 - 11	0	0	27.34	26.41	26.65	26.18	13.94	26.7	19.41	33.6
11 - 12	0	0	27.85	24.46	27.53	26.11	14.04	26.44	18.3	32.7
12 - 13	0	0	24	22.85	26.87	25.65	25.38	24.7	25.55	31.4
13 - 14	0	0	25.22	24.57	24.08	24.31	25.33	24.63	24.73	31.17
14 - 15	0	0	24.3	26.04	24.59	22.09	25.27	24.84	23.92	29.47
15 - 16	0	0	26.26	26.17	24.75	26.42	23.64	25.77	25.28	30.93
16 - 17	0	0	27.06	24.59	25.8	22.52	26.03	25.8	24.69	31.4
17 - 18	0	0	25.49	24.48	27.1	25.39	27.56	25.52	26.49	30.9
18 - 19	0	0	26.46	25.54	26.85	24.31	28.16	26.21	25.93	31.67
19 - 20	0	0	26.54	27.85	26.17	25.07	25.31	26.89	25.19	34
20 - 21	0	0	28.44	25.82	28.47	28.23	24.71	27.76	26.41	34.43
21 - 22	0	0	32.83	25.8	31.29	26.1	31.55	28.68	28.95	40
22 - 23	0	0	27.2	31.43	27	27.78	29.5	29	28.31	32.93
23 - 24	0	0	27	25.25	32	32	22	26.67	28.67	34.43
Totals	0	0	375.9	547.2	574	539.1	504.3			
% of Total	0%	0%	14.8%	21.54%	22.59%	21.22%	19.85%			

Incoming Weekly Speeds
 Sington Hill Oct-November 2021

from Thu-Oct-21-2021-12-00-PM to Tue-Nov-23-2021-03-59-PM

	01/11/2021	to	07/11/2021							
	Monday	Tuesday	Wednesday	Thursday	Friday	Saturday	Sunday	Week	Weekend	Week Day 85%
Hour	01/11/2021	02/11/2021	03/11/2021	04/11/2021	05/11/2021	06/11/2021	07/11/2021	Day Avg	Avg	Avg Speed
0 - 1	27	30.56	31.23	28.39	27.8	30.07	30.61	29.33	30.28	35.48
1 - 2	0	34.77	30.13	31.25	30.56	31.96	30.62	31.52	31.2	40
2 - 3	32	34	28.89	30	26.18	30.22	31.56	29.03	30.85	35.5
3 - 4	0	28.25	27	25.75	28.67	29.75	30.1	27.42	29.94	30
4 - 5	0	28.67	34.5	30.75	29.5	28	33.67	30.33	31.09	36.25
5 - 6	0	35.75	29.6	0	37	33.25	31.4	32.06	32.22	40
6 - 7	0	23.11	28	31.29	24.5	19.5	32.86	26.44	28	33.88
7 - 8	31.18	28.03	28.16	27.08	28.43	30.05	27.73	28.13	29.11	36.54
8 - 9	28.21	26.48	27.19	25.3	26.23	26.8	26	26.47	26.56	33.54
9 - 10	26.65	28.42	27.86	27.58	28.48	29.14	29.85	27.87	29.45	33.52
10 - 11	27.59	28.34	27.48	26.68	26.51	28.65	29.99	27.24	29.21	33.4
11 - 12	26.47	26.37	27.51	30.1	26.99	28.66	29.31	27.44	28.92	34.04
12 - 13	26.65	28.19	29.06	28.87	28.24	28.66	28.69	28.2	28.67	34.2
13 - 14	27.85	27.32	26.82	27.78	28.17	29.48	29.92	27.6	29.7	33.72
14 - 15	28.68	28.08	28.14	27.85	28.32	29.38	29.54	28.22	29.45	34.24
15 - 16	28.28	27.45	26.75	28.54	28.51	29.06	29.42	27.91	29.22	34.28
16 - 17	27.73	27.31	27.24	27.1	27.85	28.83	29.73	27.44	29.23	33.48
17 - 18	27.9	27.5	27.88	27.07	28.09	28.42	28.33	27.67	28.38	33.52
18 - 19	26.77	27.3	26.79	27.07	27.51	27.64	25.62	27.09	26.7	32.28
19 - 20	27.27	27.46	27.83	27.83	27.78	28.33	25.87	27.65	27.09	33.16
20 - 21	27.52	27.89	27.23	28.58	27.51	27.38	29.47	27.71	28.42	33.46
21 - 22	27.92	28.56	28.24	28.37	28.25	29.69	28.6	28.27	29.23	34.02
22 - 23	29.68	29.37	29.36	29.45	30.12	28.16	29.79	29.59	28.79	36.18
23 - 24	31	29.17	30.17	29.95	27.76	27.76	29.25	29.52	28.24	36.3
Totals	536.4	688.5	683.1	652.7	678.9	689	707.9			
% of Total	11.57%	14.85%	14.73%	14.08%	14.64%	14.86%	15.27%			

Incoming Weekly Speeds
 Sington Hill Oct-November 2021

from Thu-Oct-21-2021-12-00-PM to Tue-Nov-23-2021-03-59-PM

	08/11/2021	to	14/11/2021							
	Monday	Tuesday	Wednesday	Thursday	Friday	Saturday	Sunday	Week	Weekend	Week Day 85%
Hour	08/11/2021	09/11/2021	10/11/2021	11/11/2021	12/11/2021	13/11/2021	14/11/2021	Day Avg	Avg	Avg Speed
0 - 1	30.13	31.27	29.97	31.3	29.67	30.2	28.9	30.49	29.55	36.94
1 - 2	28	32.86	25.71	28.67	29.45	29.77	29.56	28.52	29.68	34.8
2 - 3	32	30.33	27	34	26.5	28.8	30.41	29.57	29.66	37.16
3 - 4	28.67	32	33.5	29.5	32	27.12	31.7	31.18	29.67	36
4 - 5	32	33.2	27.83	29.5	27.71	28.88	29	29.55	28.92	37.5
5 - 6	25.75	38.67	27	0	23.5	29.5	37	28.33	34.86	32.5
6 - 7	28.22	30.25	24.58	28.09	29.46	27.33	37.25	27.98	31.3	35.42
7 - 8	28.08	25.09	24.77	26.62	25.1	28.38	25.57	26.02	27.79	34.54
8 - 9	25.57	26.08	26.07	27.1	26.34	29.57	27.43	26.24	28.98	33.38
9 - 10	27.66	27.66	27.15	26.09	27.94	29.7	26.17	27.32	28.41	33.16
10 - 11	28.71	26.2	27.51	27.57	27.37	28.13	30.7	27.41	29.16	33.64
11 - 12	27.93	27.63	25.42	27.34	26.48	28.24	30.5	26.97	29.15	33.14
12 - 13	28.11	27.32	27.87	27.89	27.55	28.42	29.38	27.73	28.87	33.78
13 - 14	28.67	28.08	28.56	27.09	28.49	28.65	30.41	28.18	29.45	34.02
14 - 15	28.73	28.49	27.82	27.17	28.6	27.86	29.19	28.19	28.48	33.88
15 - 16	28.38	28.21	27.41	28.13	27.4	28.9	27.88	27.88	28.38	33.66
16 - 17	27.7	28.66	27.08	28.91	27.58	28.01	28.54	27.96	28.29	33.18
17 - 18	27.89	27.08	26.71	27.5	27.66	27.58	28.64	27.38	28.07	32.96
18 - 19	27.39	27.07	26.91	26.62	26.29	27.23	28.01	26.83	27.58	32.16
19 - 20	27.12	27.91	26.75	26.98	27.61	28.21	28.5	27.27	28.35	32.7
20 - 21	29	27.24	27.79	28.05	27.62	28.14	29.01	27.91	28.53	33.56
21 - 22	28.72	28.24	28.48	28.19	27.55	28.64	28.39	28.22	28.56	33.66
22 - 23	28.47	28.06	29.24	29.12	28.58	28.31	30.83	28.67	29.23	34.54
23 - 24	29.82	27.33	28.52	29.44	29.07	28.26	31.21	28.84	29.15	35.8
Totals	682.8	695	659.8	650.8	665.8	683.8	714.1			
% of Total	14.37%	14.63%	13.88%	13.69%	14.01%	14.39%	15.03%			

	15/11/2021	to	21/11/2021							
	Monday	Tuesday	Wednesday	Thursday	Friday	Saturday	Sunday	Week	Weekend	Week Day 85%
Hour	15/11/2021	16/11/2021	17/11/2021	18/11/2021	19/11/2021	20/11/2021	21/11/2021	Day Avg	Avg	Avg Speed
0 - 1	29.92	29.33	0	0	0	0	0	29.68	0	41.25
1 - 2	32.2	31.77	0	0	0	0	0	31.89	0	37.5
2 - 3	30.33	30.33	0	0	0	0	0	30.33	0	37.5
3 - 4	33.25	32	0	0	0	0	0	33	0	35
4 - 5	24.5	32	0	0	0	0	0	28.25	0	37.5
5 - 6	29.5	37	0	0	0	0	0	32	0	42.5
6 - 7	32.12	24.6	0	0	0	0	0	27.94	0	38.75
7 - 8	28.7	22.97	0	0	0	0	0	25.6	0	34.4
8 - 9	26.56	26.3	0	0	0	0	0	26.44	0	33.7
9 - 10	25.37	26.84	0	0	0	0	0	26.09	0	32.1
10 - 11	26.85	25.84	0	0	0	0	0	26.32	0	32.7
11 - 12	27.17	26.96	0	0	0	0	0	27.07	0	33.6
12 - 13	28.21	28.37	0	0	0	0	0	28.29	0	34.1
13 - 14	27.04	27.54	0	0	0	0	0	27.3	0	33.85
14 - 15	27.99	27.39	0	0	0	0	0	27.7	0	33.85
15 - 16	26.91	28.18	0	0	0	0	0	27.52	0	33.6
16 - 17	27.27	25.23	0	0	0	0	0	27	0	32.2
17 - 18	26.56	0	0	0	0	0	0	26.56	0	32
18 - 19	26.73	0	0	0	0	0	0	26.73	0	32.4
19 - 20	27.59	0	0	0	0	0	0	27.59	0	33.5
20 - 21	28.12	0	0	0	0	0	0	28.12	0	33.2
21 - 22	28.3	0	0	0	0	0	0	28.3	0	34
22 - 23	28.4	0	0	0	0	0	0	28.4	0	34.5
23 - 24	30.94	0	0	0	0	0	0	30.94	0	40
Totals	680.4	482.6	0	0	0	0	0			
% of Total	58.5%	41.5%	0%	0%	0%	0%	0%			

	22/11/2021	to	28/11/2021							
	Monday	Tuesday	Wednesday	Thursday	Friday	Saturday	Sunday	Week	Weekend	Week Day 85%
Hour	22/11/2021	23/11/2021	24/11/2021	25/11/2021	26/11/2021	27/11/2021	28/11/2021	Day Avg	Avg	Avg Speed
0 - 1	0	0	*	*	*	*	*	*	*	0
1 - 2	0	0	*	*	*	*	*	*	*	0
2 - 3	0	0	*	*	*	*	*	*	*	0
3 - 4	0	0	*	*	*	*	*	*	*	0
4 - 5	0	0	*	*	*	*	*	*	*	0
5 - 6	0	0	*	*	*	*	*	*	*	0
6 - 7	0	0	*	*	*	*	*	*	*	0
7 - 8	0	0	*	*	*	*	*	*	*	0
8 - 9	0	0	*	*	*	*	*	*	*	0
9 - 10	0	0	*	*	*	*	*	*	*	0
10 - 11	0	0	*	*	*	*	*	*	*	0
11 - 12	0	0	*	*	*	*	*	*	*	0
12 - 13	0	0	*	*	*	*	*	*	*	0
13 - 14	0	0	*	*	*	*	*	*	*	0
14 - 15	0	0	*	*	*	*	*	*	*	0
15 - 16	0	0	*	*	*	*	*	*	*	0
16 - 17	0	*	*	*	*	*	*	*	*	0
17 - 18	0	*	*	*	*	*	*	*	*	0
18 - 19	0	*	*	*	*	*	*	*	*	0
19 - 20	0	*	*	*	*	*	*	*	*	0
20 - 21	0	*	*	*	*	*	*	*	*	0
21 - 22	0	*	*	*	*	*	*	*	*	0
22 - 23	0	*	*	*	*	*	*	*	*	0
23 - 24	0	*	*	*	*	*	*	*	*	0
Totals	0	0	0	0	0	0	0			
% of Total	0%	0%	0%	0%	0%	0%	0%			

Incoming Monthly Speeds
 Sington Hill Oct-November 2021

from Thu-Oct-21-2021-12-00-PM to Tue-Nov-23-2021-03-59-PM

Hour	Oct 2021							Week Day Avg	Weekend Avg	Week Day 85% Avg Speed
	Monday	Tuesday	Wednesday	Thursday	Friday	Saturday	Sunday			
0 - 1	0	0	0	37	32	33.78	34.75	34.5	34.08	37.5
1 - 2	0	0	0	0	35.75	0	31.5	35.75	31.5	40
2 - 3	0	0	0	0	0	27	32	0	29.5	0
3 - 4	0	0	0	34.5	17	0	0	28.67	0	30
4 - 5	0	0	0	0	0	12.25	0	0	12.25	0
5 - 6	0	0	0	0	0	12	32	0	22	0
6 - 7	0	0	0	26.29	27	18.5	0	26.67	18.5	35
7 - 8	0	0	0	29.71	29.09	23.1	7.4	29.36	17.87	35.1
8 - 9	0	0	0	30.35	29.29	24.08	11.79	29.77	15.39	34.8
9 - 10	0	0	0	28.23	24.6	26.21	12.5	26.67	19.88	33.35
10 - 11	0	0	27.34	26.41	26.65	26.18	13.94	26.7	19.41	33.6
11 - 12	0	0	27.85	24.46	26.91	26.11	13.94	26.26	18.19	32.7
12 - 13	0	0	24	22.85	26.87	25.65	25.38	24.7	25.55	31.4
13 - 14	0	0	25.22	24.57	24.08	24.31	25.33	24.63	24.73	31.17
14 - 15	0	0	24.3	26.04	24.59	22.09	25.27	24.84	23.92	29.47
15 - 16	0	0	26.26	26.17	24.75	26.42	23.64	25.77	25.28	30.93
16 - 17	0	0	27.06	24.59	25.8	22.52	26.03	25.8	24.69	31.4
17 - 18	0	0	25.49	24.48	27.1	25.39	27.56	25.52	26.49	30.9
18 - 19	0	0	26.46	25.54	26.85	24.31	28.16	26.21	25.93	31.67
19 - 20	0	0	26.54	27.85	26.17	25.07	25.31	26.89	25.19	34
20 - 21	0	0	28.44	25.82	28.47	28.23	24.71	27.76	26.41	34.43
21 - 22	0	0	32.83	25.8	31.29	26.1	31.55	28.68	28.95	40
22 - 23	0	0	27.2	31.43	27	27.78	29.5	29	28.31	32.93
23 - 24	0	0	27	25.25	32	32	22	26.67	28.67	34.43

Incoming Monthly Speeds
 Sington Hill Oct-November 2021

from Thu-Oct-21-2021-12-00-PM to Tue-Nov-23-2021-03-59-PM

Hour	Nov 2021							Week Day Avg	Weekend Avg	Week Day 85% Avg Speed
	Monday	Tuesday	Wednesday	Thursday	Friday	Saturday	Sunday			
0 - 1	29.74	30.65	30.54	29.9	28.71	30.13	29.62	29.94	29.9	36.84
1 - 2	29.91	33.18	27.78	30.14	29.97	30.64	30.11	30.25	30.37	36.66
2 - 3	31.58	31.64	28.13	32	26.33	29.58	30.97	29.4	30.27	36.26
3 - 4	31.29	30.33	32.2	27.62	30	28.44	30.9	30.12	29.81	36
4 - 5	28.25	31.6	29.5	30.33	28.54	28.54	31.55	29.71	29.92	35.26
5 - 6	27	37	29.36	0	28	32	34.2	30.61	33.38	38.75
6 - 7	30.06	25.78	26.14	29.33	27.3	24.2	34.45	27.46	29.57	35.26
7 - 8	28.75	25.3	26.62	26.86	26.91	29.15	27.05	26.79	28.49	35.66
8 - 9	26.5	26.28	26.61	26.21	26.28	28.13	26.65	26.37	27.7	33.46
9 - 10	26.51	27.62	27.49	26.88	28.19	29.44	28.14	27.32	28.92	33.2
10 - 11	27.67	26.71	27.49	27.13	26.92	28.38	30.35	27.16	29.18	33.42
11 - 12	27.15	26.96	26.51	28.65	26.72	28.44	29.95	27.19	29.04	33.52
12 - 13	27.65	27.94	28.45	28.39	27.88	28.55	29.03	28.01	28.77	34.06
13 - 14	27.88	27.65	27.66	27.43	28.33	29.06	30.16	27.8	29.57	33.86
14 - 15	28.47	28	27.99	27.52	28.47	28.64	29.37	28.12	28.98	34.02
15 - 16	27.82	27.93	27.06	28.34	27.93	28.99	28.65	27.83	28.83	33.92
16 - 17	27.57	27.8	27.16	27.94	27.72	28.43	29.04	27.63	28.73	33.34
17 - 18	27.4	27.3	27.29	27.28	27.87	27.97	28.47	27.43	28.22	33.16
18 - 19	26.96	27.18	26.85	26.84	26.86	27.43	26.8	26.94	27.14	32.22
19 - 20	27.33	27.7	27.24	27.42	27.7	28.27	27.13	27.46	27.72	32.98
20 - 21	28.23	27.56	27.53	28.28	27.57	27.72	29.29	27.84	28.46	33.5
21 - 22	28.3	28.4	28.36	28.28	27.92	29.15	28.51	28.25	28.91	33.9
22 - 23	28.83	28.68	29.3	29.31	29.34	28.23	30.25	29.06	28.99	35.24
23 - 24	30.49	28.19	29.26	29.66	28.47	28.01	30.19	29.23	28.69	36.1

	18/10/2021	to	24/10/2021							
	Monday	Tuesday	Wednesday	Thursday	Friday	Saturday	Sunday	Week	Weekend	Week Day 85%
Hour	18/10/2021	19/10/2021	20/10/2021	21/10/2021	22/10/2021	23/10/2021	24/10/2021	Day Avg	Avg	Avg Speed
0 - 1	*	*	*	*	0	0	0	0	0	0
1 - 2	*	*	*	*	0	0	0	0	0	0
2 - 3	*	*	*	*	0	0	0	0	0	0
3 - 4	*	*	*	*	0	0	0	0	0	0
4 - 5	*	*	*	*	0	0	0	0	0	0
5 - 6	*	*	*	*	0	0	0	0	0	0
6 - 7	*	*	*	*	0	0	0	0	0	0
7 - 8	*	*	*	*	0	0	0	0	0	0
8 - 9	*	*	*	*	0	0	0	0	0	0
9 - 10	*	*	*	*	0	0	0	0	0	0
10 - 11	*	*	*	*	0	0	0	0	0	0
11 - 12	*	*	*	*	10	0	10	10	10	10
12 - 13	*	*	*	0	0	0	0	0	0	0
13 - 14	*	*	*	0	0	0	0	0	0	0
14 - 15	*	*	*	0	0	0	0	0	0	0
15 - 16	*	*	*	0	0	0	0	0	0	0
16 - 17	*	*	*	0	0	0	0	0	0	0
17 - 18	*	*	*	0	0	0	0	0	0	0
18 - 19	*	*	*	0	0	0	0	0	0	0
19 - 20	*	*	*	0	0	0	0	0	0	0
20 - 21	*	*	*	0	0	0	0	0	0	0
21 - 22	*	*	*	0	0	0	0	0	0	0
22 - 23	*	*	*	0	0	0	0	0	0	0
23 - 24	*	*	*	0	0	0	0	0	0	0
Totals	0	0	0	0	10	0	10			
% of Total	0%	0%	0%	0%	50%	0%	50%			

	25/10/2021	to	31/10/2021							
	Monday	Tuesday	Wednesday	Thursday	Friday	Saturday	Sunday	Week	Weekend	Week Day 85%
Hour	25/10/2021	26/10/2021	27/10/2021	28/10/2021	29/10/2021	30/10/2021	31/10/2021	Day Avg	Avg	Avg Speed
0 - 1	0	0	0	40	35	42.5	38.3	37.5	40.4	37.5
1 - 2	0	0	0	0	40	0	40	40	40	40
2 - 3	0	0	0	0	0	30	35	0	32.5	0
3 - 4	0	0	0	40	20	0	0	30	0	30
4 - 5	0	0	0	0	0	10	0	0	10	0
5 - 6	0	0	0	0	0	15	35	0	25	0
6 - 7	0	0	0	35	35	30	0	35	30	35
7 - 8	0	0	0	36.2	34	28.3	9	35.1	18.65	35.1
8 - 9	0	0	0	35	34.6	32.5	26.7	34.8	29.6	34.8
9 - 10	0	0	0	34.6	32.1	33.3	25	33.35	29.15	33.35
10 - 11	0	0	35	33.3	32.5	32.5	27.2	33.6	29.85	33.6
11 - 12	0	0	34.3	30	33.8	29.5	29.3	32.7	29.4	32.7
12 - 13	0	0	31.2	29.4	33.6	32	31.7	31.4	31.85	31.4
13 - 14	0	0	34	29.5	30	32.5	30	31.17	31.25	31.17
14 - 15	0	0	29.6	30	28.8	28.8	31.2	29.47	30	29.47
15 - 16	0	0	32.2	31.2	29.4	33	28.3	30.93	30.65	30.93
16 - 17	0	0	31.2	31	32	29.3	31.2	31.4	30.25	31.4
17 - 18	0	0	30	30	32.7	30	32.5	30.9	31.25	30.9
18 - 19	0	0	33.3	32	29.7	30	36.2	31.67	33.1	31.67
19 - 20	0	0	31.2	38.3	32.5	35	32.5	34	33.75	34
20 - 21	0	0	33.3	32.5	37.5	37.5	31.7	34.43	34.6	34.43
21 - 22	0	0	42.5	32.5	45	32.5	35	40	33.75	40
22 - 23	0	0	30	38.8	30	35	32.5	32.93	33.75	32.93
23 - 24	0	0	30	33.3	40	35	25	34.43	30	34.43
Totals	0	0	457.8	672.6	698.2	674.2	643.3			
% of Total	0%	0%	14.55%	21.38%	22.19%	21.43%	20.45%			

	01/11/2021	to	07/11/2021							
	Monday	Tuesday	Wednesday	Thursday	Friday	Saturday	Sunday	Week	Weekend	Week Day 85%
Hour	01/11/2021	02/11/2021	03/11/2021	04/11/2021	05/11/2021	06/11/2021	07/11/2021	Day Avg	Avg	Avg Speed
0 - 1	35	35	37.9	34.5	35	37.2	37.5	35.48	37.35	35.48
1 - 2	0	42.5	40	42.5	35	39	36	40	37.5	40
2 - 3	35	42.5	35	35	30	36.7	35	35.5	35.85	35.5
3 - 4	0	30	30	25	35	37.5	34	30	35.75	30
4 - 5	0	35	40	35	35	35	40	36.25	37.5	36.25
5 - 6	0	40	35	0	45	37.5	33.8	40	35.65	40
6 - 7	0	30	33	40	32.5	25	38.8	33.88	31.9	33.88
7 - 8	35	38.1	35.8	35	38.8	40	35	36.54	37.5	36.54
8 - 9	33.8	34.1	34.1	32.6	33.1	34.1	35	33.54	34.55	33.54
9 - 10	32.7	33.9	34	33.4	33.6	37.5	36.9	33.52	37.2	33.52
10 - 11	33.4	34.1	33.5	32.8	33.2	35	37.5	33.4	36.25	33.4
11 - 12	33.1	32.7	33.1	37.5	33.8	34.3	34.7	34.04	34.5	34.04
12 - 13	32.9	34.1	34.3	35.3	34.4	34.1	34.4	34.2	34.25	34.2
13 - 14	33.9	33.3	33.4	33.9	34.1	35.2	35	33.72	35.1	33.72
14 - 15	34.1	33.6	34.8	34.1	34.6	35.3	35	34.24	35.15	34.24
15 - 16	34	34.8	34	34.2	34.4	35.2	35.2	34.28	35.2	34.28
16 - 17	33.9	33.8	33.3	32.6	33.8	34.5	35.9	33.48	35.2	33.48
17 - 18	33.7	33.5	33.6	32.8	34	34.1	34.6	33.52	34.35	33.52
18 - 19	32	32.7	32	31.8	32.9	33.7	31	32.28	32.35	32.28
19 - 20	33.1	33	33.3	33.2	33.2	33.9	32	33.16	32.95	33.16
20 - 21	32.9	33.3	33.6	34.4	33.1	33.3	34.9	33.46	34.1	33.46
21 - 22	33.8	34.5	33.7	34.4	33.7	35	35	34.02	35	34.02
22 - 23	36.2	34.8	35.6	36.5	37.8	34.2	37.9	36.18	36.05	36.18
23 - 24	37.9	36.2	36.4	37.1	33.9	34.5	35	36.3	34.75	36.3
Totals	646.4	835.5	829.4	793.6	829.9	841.8	850.1			
% of Total	11.49%	14.85%	14.74%	14.1%	14.75%	14.96%	15.11%			

	08/11/2021	to	14/11/2021							
	Monday	Tuesday	Wednesday	Thursday	Friday	Saturday	Sunday	Week	Weekend	Week Day 85%
Hour	08/11/2021	09/11/2021	10/11/2021	11/11/2021	12/11/2021	13/11/2021	14/11/2021	Day Avg	Avg	Avg Speed
0 - 1	36.7	38	35	37.5	37.5	36.7	34.6	36.94	35.65	36.94
1 - 2	30	40	32	37.5	34.5	34.5	35	34.8	34.75	34.8
2 - 3	40	37.5	33.3	40	35	34	35	37.16	34.5	37.16
3 - 4	35	35	35	30	45	33.3	34.3	36	33.8	36
4 - 5	45	40	35	35	32.5	35	33.3	37.5	34.15	37.5
5 - 6	30	45	30	0	25	35	42.5	32.5	38.75	32.5
6 - 7	35	40	33.3	33.8	35	32.5	38.8	35.42	35.65	35.42
7 - 8	36.2	34.4	33.1	35	34	36.2	32.5	34.54	34.35	34.54
8 - 9	33.5	33	33.4	33.8	33.2	36.7	33.3	33.38	35	33.38
9 - 10	33.4	33.4	33.3	32.3	33.4	36.8	34.2	33.16	35.5	33.16
10 - 11	35	32.8	33.2	33.6	33.6	34.8	37	33.64	35.9	33.64
11 - 12	34.1	34.2	30.9	33.1	33.4	34.5	36.8	33.14	35.65	33.14
12 - 13	34.1	33.3	33.9	34.1	33.5	34.3	34.4	33.78	34.35	33.78
13 - 14	34.5	34.3	33.7	33.2	34.4	34.4	37.1	34.02	35.75	34.02
14 - 15	34.9	34	33.5	32.8	34.2	33.6	34.6	33.88	34.1	33.88
15 - 16	33.8	34.2	33.4	34	32.9	36	33.2	33.66	34.6	33.66
16 - 17	32.8	33.8	32.7	34	32.6	33.9	34.5	33.18	34.2	33.18
17 - 18	33.3	33	32.4	32.9	33.2	33	33.8	32.96	33.4	32.96
18 - 19	33.1	32.4	32.1	31.8	31.4	33.3	33.3	32.16	33.3	32.16
19 - 20	32.7	33.2	32.3	32.5	32.8	33.4	34.6	32.7	34	32.7
20 - 21	34.3	33	33.4	34	33.1	33.9	34.6	33.56	34.25	33.56
21 - 22	34.2	33.3	33.9	34.3	32.6	34.6	34.3	33.66	34.45	33.66
22 - 23	34.5	33.8	34.7	34.1	35.6	33.4	37.5	34.54	35.45	34.54
23 - 24	36.9	35	35	37.1	35	33.7	36.7	35.8	35.2	35.8
Totals	833	846.6	798.5	786.4	813.4	827.5	845.9			
% of Total	14.48%	14.72%	13.88%	13.67%	14.14%	14.39%	14.71%			

	15/11/2021	to	21/11/2021							
	Monday	Tuesday	Wednesday	Thursday	Friday	Saturday	Sunday	Week	Weekend	Week Day 85%
Hour	15/11/2021	16/11/2021	17/11/2021	18/11/2021	19/11/2021	20/11/2021	21/11/2021	Day Avg	Avg	Avg Speed
0 - 1	40	42.5	0	0	0	0	0	41.25	0	41.25
1 - 2	35	40	0	0	0	0	0	37.5	0	37.5
2 - 3	35	40	0	0	0	0	0	37.5	0	37.5
3 - 4	35	35	0	0	0	0	0	35	0	35
4 - 5	30	45	0	0	0	0	0	37.5	0	37.5
5 - 6	45	40	0	0	0	0	0	42.5	0	42.5
6 - 7	42.5	35	0	0	0	0	0	38.75	0	38.75
7 - 8	36.7	32.1	0	0	0	0	0	34.4	0	34.4
8 - 9	33.5	33.9	0	0	0	0	0	33.7	0	33.7
9 - 10	31.4	32.8	0	0	0	0	0	32.1	0	32.1
10 - 11	32.7	32.7	0	0	0	0	0	32.7	0	32.7
11 - 12	34	33.2	0	0	0	0	0	33.6	0	33.6
12 - 13	33.9	34.3	0	0	0	0	0	34.1	0	34.1
13 - 14	33.3	34.4	0	0	0	0	0	33.85	0	33.85
14 - 15	33.8	33.9	0	0	0	0	0	33.85	0	33.85
15 - 16	33.4	33.8	0	0	0	0	0	33.6	0	33.6
16 - 17	33.4	31	0	0	0	0	0	32.2	0	32.2
17 - 18	32	0	0	0	0	0	0	32	0	32
18 - 19	32.4	0	0	0	0	0	0	32.4	0	32.4
19 - 20	33.5	0	0	0	0	0	0	33.5	0	33.5
20 - 21	33.2	0	0	0	0	0	0	33.2	0	33.2
21 - 22	34	0	0	0	0	0	0	34	0	34
22 - 23	34.5	0	0	0	0	0	0	34.5	0	34.5
23 - 24	40	0	0	0	0	0	0	40	0	40
Totals	838.2	609.6	0	0	0	0	0			
% of Total	57.89%	42.11%	0%	0%	0%	0%	0%			

	22/11/2021	to	28/11/2021							
	Monday	Tuesday	Wednesday	Thursday	Friday	Saturday	Sunday	Week	Weekend	Week Day 85%
Hour	22/11/2021	23/11/2021	24/11/2021	25/11/2021	26/11/2021	27/11/2021	28/11/2021	Day Avg	Avg	Avg Speed
0 - 1	0	0	*	*	*	*	*	0	0	0
1 - 2	0	0	*	*	*	*	*	0	0	0
2 - 3	0	0	*	*	*	*	*	0	0	0
3 - 4	0	0	*	*	*	*	*	0	0	0
4 - 5	0	0	*	*	*	*	*	0	0	0
5 - 6	0	0	*	*	*	*	*	0	0	0
6 - 7	0	0	*	*	*	*	*	0	0	0
7 - 8	0	0	*	*	*	*	*	0	0	0
8 - 9	0	0	*	*	*	*	*	0	0	0
9 - 10	0	0	*	*	*	*	*	0	0	0
10 - 11	0	0	*	*	*	*	*	0	0	0
11 - 12	0	0	*	*	*	*	*	0	0	0
12 - 13	0	0	*	*	*	*	*	0	0	0
13 - 14	0	0	*	*	*	*	*	0	0	0
14 - 15	0	0	*	*	*	*	*	0	0	0
15 - 16	0	0	*	*	*	*	*	0	0	0
16 - 17	0	*	*	*	*	*	*	0	0	0
17 - 18	0	*	*	*	*	*	*	0	0	0
18 - 19	0	*	*	*	*	*	*	0	0	0
19 - 20	0	*	*	*	*	*	*	0	0	0
20 - 21	0	*	*	*	*	*	*	0	0	0
21 - 22	0	*	*	*	*	*	*	0	0	0
22 - 23	0	*	*	*	*	*	*	0	0	0
23 - 24	0	*	*	*	*	*	*	0	0	0
Totals	0	0	0	0	0	0	0			
% of Total	0%	0%	0%	0%	0%	0%	0%			

Hour	Oct 2021							Week Day Avg	Weekend Avg	Week Day 85% Avg Speed
	Monday	Tuesday	Wednesday	Thursday	Friday	Saturday	Sunday			
0 - 1	0	0	0	40	35	42.5	38.3	37.5	40.4	37.5
1 - 2	0	0	0	0	40	0	40	40	40	40
2 - 3	0	0	0	0	0	30	35	0	32.5	0
3 - 4	0	0	0	40	20	0	0	30	0	30
4 - 5	0	0	0	0	0	10	0	0	10	0
5 - 6	0	0	0	0	0	15	35	0	25	0
6 - 7	0	0	0	35	35	30	0	35	30	35
7 - 8	0	0	0	36.2	34	28.3	9	35.1	18.65	35.1
8 - 9	0	0	0	35	34.6	32.5	26.7	34.8	29.6	34.8
9 - 10	0	0	0	34.6	32.1	33.3	25	33.35	29.15	33.35
10 - 11	0	0	35	33.3	32.5	32.5	27.2	33.6	29.85	33.6
11 - 12	0	0	34.3	30	33.8	29.5	29.3	32.7	29.4	32.7
12 - 13	0	0	31.2	29.4	33.6	32	31.7	31.4	31.85	31.4
13 - 14	0	0	34	29.5	30	32.5	30	31.17	31.25	31.17
14 - 15	0	0	29.6	30	28.8	28.8	31.2	29.47	30	29.47
15 - 16	0	0	32.2	31.2	29.4	33	28.3	30.93	30.65	30.93
16 - 17	0	0	31.2	31	32	29.3	31.2	31.4	30.25	31.4
17 - 18	0	0	30	30	32.7	30	32.5	30.9	31.25	30.9
18 - 19	0	0	33.3	32	29.7	30	36.2	31.67	33.1	31.67
19 - 20	0	0	31.2	38.3	32.5	35	32.5	34	33.75	34
20 - 21	0	0	33.3	32.5	37.5	37.5	31.7	34.43	34.6	34.43
21 - 22	0	0	42.5	32.5	45	32.5	35	40	33.75	40
22 - 23	0	0	30	38.8	30	35	32.5	32.93	33.75	32.93
23 - 24	0	0	30	33.3	40	35	25	34.43	30	34.43

Hour	Nov 2021							Week Day Avg	Weekend Avg	Week Day 85% Avg Speed
	Monday	Tuesday	Wednesday	Thursday	Friday	Saturday	Sunday			
0 - 1	37.5	37.5	36.7	35	37.5	37.1	36.1	36.84	36.6	36.84
1 - 2	33.8	41.2	33.6	40	34.7	37.1	35.5	36.66	36.3	36.66
2 - 3	35	40	33.8	37.5	35	35	35	36.26	35	36.26
3 - 4	35	35	35	40	35	35	34.6	36	34.8	36
4 - 5	30	40	37.5	35	33.8	35	35	35.26	35	35.26
5 - 6	40	45	35	0	35	37.5	40	38.75	38.75	38.75
6 - 7	37.5	35	33.8	35	35	31.7	38.8	35.26	35.25	35.26
7 - 8	36.7	35	34.7	35	36.9	38.1	34.4	35.66	36.25	35.66
8 - 9	33.6	33.6	33.8	33.2	33.1	35	34	33.46	34.5	33.46
9 - 10	32.6	33.4	33.6	32.9	33.5	36.9	35.4	33.2	36.15	33.2
10 - 11	33.7	33.3	33.4	33.3	33.4	34.8	37.2	33.42	36	33.42
11 - 12	33.8	33.4	32.3	34.5	33.6	34.4	35.6	33.52	35	33.52
12 - 13	33.7	34	34.1	34.6	33.9	34.1	34.4	34.06	34.25	34.06
13 - 14	34	33.9	33.6	33.6	34.2	34.7	36.1	33.86	35.4	33.86
14 - 15	34.3	33.9	34.1	33.5	34.3	34.5	34.8	34.02	34.65	34.02
15 - 16	33.8	34.2	33.6	34.1	33.9	35.6	34.2	33.92	34.9	33.92
16 - 17	33.4	33.7	33	33.4	33.2	34.2	34.9	33.34	34.55	33.34
17 - 18	33.1	33.2	33.1	32.8	33.6	33.5	34.2	33.16	33.85	33.16
18 - 19	32.5	32.5	32.1	31.8	32.2	33.5	32.5	32.22	33	32.22
19 - 20	33.1	33.1	32.8	32.9	33	33.6	33.6	32.98	33.6	32.98
20 - 21	33.6	33.1	33.5	34.2	33.1	33.6	34.9	33.5	34.25	33.5
21 - 22	34	34	33.8	34.4	33.3	34.8	34.7	33.9	34.75	33.9
22 - 23	34.9	34.3	35	35.2	36.8	33.8	37.8	35.24	35.8	35.24
23 - 24	37.9	35.6	35.6	37.1	34.3	34.1	36	36.1	35.05	36.1

Starting Hour	Count	Average Speed of all Traffic	Violator Counts	Average Speed of Violators
00:00:00	0	N/A	N/A	N/A
01:00:00	0	N/A	N/A	N/A
02:00:00	0	N/A	N/A	N/A
03:00:00	0	N/A	N/A	N/A
04:00:00	0	N/A	N/A	N/A
05:00:00	0	N/A	N/A	N/A
06:00:00	0	N/A	N/A	N/A
07:00:00	0	N/A	N/A	N/A
08:00:00	0	N/A	N/A	N/A
09:00:00	0	N/A	N/A	N/A
10:00:00	0	N/A	N/A	N/A
11:00:00	0	N/A	N/A	N/A
12:00:00	0	N/A	N/A	N/A
13:00:00	0	N/A	N/A	N/A
14:00:00	0	N/A	N/A	N/A
15:00:00	0	N/A	N/A	N/A
16:00:00	0	N/A	N/A	N/A
17:00:00	0	N/A	N/A	N/A
18:00:00	0	N/A	N/A	N/A
19:00:00	0	N/A	N/A	N/A
20:00:00	0	N/A	N/A	N/A
21:00:00	0	N/A	N/A	N/A
22:00:00	0	N/A	N/A	N/A
23:00:00	0	N/A	N/A	N/A
00:00:00	0	N/A	N/A	N/A
01:00:00	0	N/A	N/A	N/A
02:00:00	0	N/A	N/A	N/A
03:00:00	0	N/A	N/A	N/A
04:00:00	0	N/A	N/A	N/A
05:00:00	0	N/A	N/A	N/A
06:00:00	0	N/A	N/A	N/A
07:00:00	0	N/A	N/A	N/A
08:00:00	0	N/A	N/A	N/A
09:00:00	0	N/A	N/A	N/A
10:00:00	0	N/A	N/A	N/A
11:00:00	1	7.5	0	0.0
12:00:00	0	N/A	N/A	N/A
13:00:00	0	N/A	N/A	N/A
14:00:00	0	N/A	N/A	N/A
15:00:00	0	N/A	N/A	N/A
16:00:00	0	N/A	N/A	N/A
17:00:00	0	N/A	N/A	N/A
18:00:00	0	N/A	N/A	N/A
19:00:00	0	N/A	N/A	N/A
20:00:00	0	N/A	N/A	N/A
21:00:00	0	N/A	N/A	N/A
22:00:00	0	N/A	N/A	N/A
23:00:00	0	N/A	N/A	N/A
00:00:00	0	N/A	N/A	N/A
01:00:00	0	N/A	N/A	N/A
02:00:00	0	N/A	N/A	N/A

Starting Hour	Count	Average Speed of all Traffic	Violator Counts	Average Speed of Violators
03:00:00	0	N/A	N/A	N/A
04:00:00	0	N/A	N/A	N/A
05:00:00	0	N/A	N/A	N/A
06:00:00	0	N/A	N/A	N/A
07:00:00	0	N/A	N/A	N/A
08:00:00	0	N/A	N/A	N/A
09:00:00	0	N/A	N/A	N/A
10:00:00	0	N/A	N/A	N/A
11:00:00	0	N/A	N/A	N/A
12:00:00	0	N/A	N/A	N/A
13:00:00	0	N/A	N/A	N/A
14:00:00	0	N/A	N/A	N/A
15:00:00	0	N/A	N/A	N/A
16:00:00	0	N/A	N/A	N/A
17:00:00	0	N/A	N/A	N/A
18:00:00	0	N/A	N/A	N/A
19:00:00	0	N/A	N/A	N/A
20:00:00	0	N/A	N/A	N/A
21:00:00	0	N/A	N/A	N/A
22:00:00	0	N/A	N/A	N/A
23:00:00	0	N/A	N/A	N/A
00:00:00	0	N/A	N/A	N/A
01:00:00	0	N/A	N/A	N/A
02:00:00	0	N/A	N/A	N/A
03:00:00	0	N/A	N/A	N/A
04:00:00	0	N/A	N/A	N/A
05:00:00	0	N/A	N/A	N/A
06:00:00	0	N/A	N/A	N/A
07:00:00	0	N/A	N/A	N/A
08:00:00	0	N/A	N/A	N/A
09:00:00	0	N/A	N/A	N/A
10:00:00	0	N/A	N/A	N/A
11:00:00	1	7.5	0	0.0
12:00:00	0	N/A	N/A	N/A
13:00:00	0	N/A	N/A	N/A
14:00:00	0	N/A	N/A	N/A
15:00:00	0	N/A	N/A	N/A
16:00:00	0	N/A	N/A	N/A
17:00:00	0	N/A	N/A	N/A
18:00:00	0	N/A	N/A	N/A
19:00:00	0	N/A	N/A	N/A
20:00:00	0	N/A	N/A	N/A
21:00:00	0	N/A	N/A	N/A
22:00:00	0	N/A	N/A	N/A
23:00:00	0	N/A	N/A	N/A
00:00:00	0	N/A	N/A	N/A
01:00:00	0	N/A	N/A	N/A
02:00:00	0	N/A	N/A	N/A
03:00:00	0	N/A	N/A	N/A
04:00:00	0	N/A	N/A	N/A
05:00:00	0	N/A	N/A	N/A

Starting Hour	Count	Average Speed of all Traffic	Violator Counts	Average Speed of Violators
06:00:00	0	N/A	N/A	N/A
07:00:00	0	N/A	N/A	N/A
08:00:00	0	N/A	N/A	N/A
09:00:00	0	N/A	N/A	N/A
10:00:00	0	N/A	N/A	N/A
11:00:00	0	N/A	N/A	N/A
12:00:00	0	N/A	N/A	N/A
13:00:00	0	N/A	N/A	N/A
14:00:00	0	N/A	N/A	N/A
15:00:00	0	N/A	N/A	N/A
16:00:00	0	N/A	N/A	N/A
17:00:00	0	N/A	N/A	N/A
18:00:00	0	N/A	N/A	N/A
19:00:00	0	N/A	N/A	N/A
20:00:00	0	N/A	N/A	N/A
21:00:00	0	N/A	N/A	N/A
22:00:00	0	N/A	N/A	N/A
23:00:00	0	N/A	N/A	N/A
00:00:00	0	N/A	N/A	N/A
01:00:00	0	N/A	N/A	N/A
02:00:00	0	N/A	N/A	N/A
03:00:00	0	N/A	N/A	N/A
04:00:00	0	N/A	N/A	N/A
05:00:00	0	N/A	N/A	N/A
06:00:00	0	N/A	N/A	N/A
07:00:00	0	N/A	N/A	N/A
08:00:00	0	N/A	N/A	N/A
09:00:00	0	N/A	N/A	N/A
10:00:00	0	N/A	N/A	N/A
11:00:00	0	N/A	N/A	N/A
12:00:00	0	N/A	N/A	N/A
13:00:00	0	N/A	N/A	N/A
14:00:00	0	N/A	N/A	N/A
15:00:00	0	N/A	N/A	N/A
16:00:00	0	N/A	N/A	N/A
17:00:00	0	N/A	N/A	N/A
18:00:00	0	N/A	N/A	N/A
19:00:00	0	N/A	N/A	N/A
20:00:00	0	N/A	N/A	N/A
21:00:00	0	N/A	N/A	N/A
22:00:00	0	N/A	N/A	N/A
23:00:00	0	N/A	N/A	N/A
00:00:00	0	N/A	N/A	N/A
01:00:00	0	N/A	N/A	N/A
02:00:00	0	N/A	N/A	N/A
03:00:00	0	N/A	N/A	N/A
04:00:00	0	N/A	N/A	N/A
05:00:00	0	N/A	N/A	N/A
06:00:00	0	N/A	N/A	N/A
07:00:00	0	N/A	N/A	N/A
08:00:00	0	N/A	N/A	N/A

Starting Hour	Count	Average Speed of all Traffic	Violator Counts	Average Speed of Violators
09:00:00	0	N/A	N/A	N/A
10:00:00	27	20.4	4	40.0
11:00:00	34	20.5	4	38.8
12:00:00	28	16.2	1	42.5
13:00:00	30	24.3	4	37.5
14:00:00	31	17.6	2	37.5
15:00:00	41	18.8	1	37.5
16:00:00	33	19.5	2	42.5
17:00:00	42	17.3	3	42.5
18:00:00	68	12.3	6	39.2
19:00:00	42	16.0	0	0.0
20:00:00	25	16.2	1	37.5
21:00:00	6	33.3	3	40.8
22:00:00	5	23.0	1	42.5
23:00:00	2	27.5	0	0.0
00:00:00	1	37.5	1	37.5
01:00:00	0	N/A	N/A	N/A
02:00:00	0	N/A	N/A	N/A
03:00:00	2	35.0	1	37.5
04:00:00	0	N/A	N/A	N/A
05:00:00	0	N/A	N/A	N/A
06:00:00	7	26.8	1	37.5
07:00:00	11	21.8	2	37.5
08:00:00	41	18.7	8	37.5
09:00:00	57	14.4	7	38.9
10:00:00	56	17.1	5	42.5
11:00:00	41	16.6	4	37.5
12:00:00	34	15.6	1	37.5
13:00:00	36	15.1	2	37.5
14:00:00	22	18.8	2	40.0
15:00:00	29	18.3	2	37.5
16:00:00	39	15.2	1	37.5
17:00:00	56	13.4	2	40.0
18:00:00	47	15.4	1	37.5
19:00:00	30	25.3	8	38.8
20:00:00	12	21.3	1	42.5
21:00:00	15	22.2	1	37.5
22:00:00	7	21.1	4	37.5
23:00:00	7	18.9	0	0.0
00:00:00	2	20.0	0	0.0
01:00:00	4	36.3	2	40.0
02:00:00	0	N/A	N/A	N/A
03:00:00	1	17.5	0	0.0
04:00:00	0	N/A	N/A	N/A
05:00:00	0	N/A	N/A	N/A
06:00:00	7	26.8	1	42.5
07:00:00	18	23.3	2	40.0
08:00:00	47	17.6	5	38.5
09:00:00	41	17.8	3	39.2
10:00:00	50	15.4	4	38.8
11:00:00	35	21.8	3	37.5

Starting Hour	Count	Average Speed of all Traffic	Violator Counts	Average Speed of Violators
12:00:00	36	17.1	3	39.2
13:00:00	24	18.1	1	37.5
14:00:00	37	13.2	0	0.0
15:00:00	37	15.8	3	39.2
16:00:00	27	15.9	1	37.5
17:00:00	38	17.4	1	37.5
18:00:00	26	18.0	1	52.5
19:00:00	15	24.3	1	37.5
20:00:00	15	24.5	3	37.5
21:00:00	8	32.5	4	41.3
22:00:00	4	27.5	0	0.0
23:00:00	2	32.5	1	37.5
00:00:00	7	28.6	3	40.8
01:00:00	2	32.5	1	37.5
02:00:00	1	27.5	0	0.0
03:00:00	0	N/A	N/A	N/A
04:00:00	1	27.5	0	0.0
05:00:00	3	2.5	0	0.0
06:00:00	4	13.1	0	0.0
07:00:00	9	21.7	1	37.5
08:00:00	12	25.8	1	47.5
09:00:00	30	17.4	1	37.5
10:00:00	36	17.6	2	42.5
11:00:00	37	16.2	3	39.2
12:00:00	45	16.9	1	42.5
13:00:00	40	15.2	3	37.5
14:00:00	24	13.1	0	0.0
15:00:00	33	18.0	3	37.5
16:00:00	19	17.1	0	0.0
17:00:00	36	13.9	1	37.5
18:00:00	24	18.2	2	37.5
19:00:00	14	21.4	2	40.0
20:00:00	15	24.8	3	39.2
21:00:00	10	23.3	1	52.5
22:00:00	9	19.4	1	37.5
23:00:00	4	32.5	1	37.5
00:00:00	4	25.6	3	37.5
01:00:00	8	28.4	2	40.0
02:00:00	1	32.5	0	0.0
03:00:00	0	N/A	N/A	N/A
04:00:00	0	N/A	N/A	N/A
05:00:00	1	32.5	0	0.0
06:00:00	0	N/A	N/A	N/A
07:00:00	5	3.0	0	0.0
08:00:00	29	7.6	1	37.5
09:00:00	21	9.0	1	37.5
10:00:00	46	8.6	0	0.0
11:00:00	69	7.6	3	37.5
12:00:00	32	19.3	2	40.0
13:00:00	24	19.6	2	37.5
14:00:00	32	14.5	1	42.5

Starting Hour	Count	Average Speed of all Traffic	Violator Counts	Average Speed of Violators
15:00:00	25	16.3	2	37.5
16:00:00	33	19.1	2	40.0
17:00:00	33	20.1	2	42.5
18:00:00	20	25.5	4	37.5
19:00:00	9	18.1	0	0.0
20:00:00	16	21.4	1	37.5
21:00:00	12	29.8	2	45.0
22:00:00	4	30.0	0	0.0
23:00:00	3	24.2	0	0.0
00:00:00	3	27.5	0	0.0
01:00:00	0	N/A	N/A	N/A
02:00:00	1	32.5	0	0.0
03:00:00	0	N/A	N/A	N/A
04:00:00	0	N/A	N/A	N/A
05:00:00	0	N/A	N/A	N/A
06:00:00	0	N/A	N/A	N/A
07:00:00	9	31.4	2	37.5
08:00:00	49	15.1	3	37.5
09:00:00	94	8.5	5	38.5
10:00:00	119	9.2	7	37.5
11:00:00	135	9.6	8	40.6
12:00:00	133	9.9	8	38.1
13:00:00	147	9.9	15	38.8
14:00:00	149	9.0	15	38.5
15:00:00	155	9.3	15	38.2
16:00:00	264	6.5	25	38.3
17:00:00	272	6.2	21	38.7
18:00:00	328	5.1	15	39.8
19:00:00	251	6.2	21	38.9
20:00:00	155	7.9	10	38.0
21:00:00	127	10.3	12	38.8
22:00:00	86	14.5	12	38.8
23:00:00	50	19.7	14	40.0
00:00:00	19	25.4	4	38.8
01:00:00	13	32.7	5	41.5
02:00:00	5	34.5	2	42.5
03:00:00	4	28.8	0	0.0
04:00:00	3	29.2	0	0.0
05:00:00	4	36.3	2	42.5
06:00:00	8	23.8	0	0.0
07:00:00	32	22.4	10	38.5
08:00:00	78	15.9	9	38.6
09:00:00	148	10.1	13	40.6
10:00:00	118	11.9	11	38.4
11:00:00	111	10.0	7	38.9
12:00:00	117	11.4	11	40.2
13:00:00	139	9.7	7	38.2
14:00:00	141	9.5	10	39.0
15:00:00	146	11.3	25	38.9
16:00:00	254	6.7	25	39.1
17:00:00	310	5.6	25	39.1

Starting Hour	Count	Average Speed of all Traffic	Violator Counts	Average Speed of Violators
18:00:00	345	4.4	19	38.0
19:00:00	259	6.2	19	38.8
20:00:00	176	7.7	14	38.9
21:00:00	133	11.1	16	39.1
22:00:00	75	14.6	10	38.5
23:00:00	55	19.6	11	38.4
00:00:00	30	21.0	9	38.1
01:00:00	16	25.5	3	42.5
02:00:00	6	21.7	1	47.5
03:00:00	4	19.4	0	0.0
04:00:00	2	35.0	1	37.5
05:00:00	10	27.3	2	42.5
06:00:00	9	29.2	0	0.0
07:00:00	33	21.5	7	38.9
08:00:00	76	14.3	9	39.2
09:00:00	134	9.4	12	38.8
10:00:00	136	9.1	9	38.1
11:00:00	117	10.5	10	38.0
12:00:00	119	10.9	12	40.8
13:00:00	154	9.5	13	39.0
14:00:00	156	8.9	21	37.5
15:00:00	173	8.9	21	38.7
16:00:00	248	6.1	17	38.4
17:00:00	273	6.1	26	38.5
18:00:00	341	4.5	16	38.4
19:00:00	268	5.9	18	38.6
20:00:00	174	8.2	19	38.6
21:00:00	134	10.5	10	40.5
22:00:00	74	17.1	12	40.4
23:00:00	68	15.9	13	39.4
00:00:00	31	23.5	4	37.5
01:00:00	14	27.9	3	44.2
02:00:00	8	26.6	1	37.5
03:00:00	4	26.3	1	37.5
04:00:00	2	35.0	1	42.5
05:00:00	2	27.5	0	0.0
06:00:00	5	30.5	1	37.5
07:00:00	39	20.8	7	38.2
08:00:00	80	12.9	4	38.8
09:00:00	193	7.4	16	38.1
10:00:00	132	9.6	10	39.5
11:00:00	121	13.3	22	40.7
12:00:00	134	11.5	23	39.0
13:00:00	144	10.1	15	38.8
14:00:00	150	9.3	15	38.2
15:00:00	173	7.4	17	37.5
16:00:00	302	5.2	20	38.8
17:00:00	318	5.4	16	40.0
18:00:00	338	5.1	19	41.2
19:00:00	275	5.7	17	39.0
20:00:00	153	9.3	17	39.0

Starting Hour	Count	Average Speed of all Traffic	Violator Counts	Average Speed of Violators
21:00:00	138	10.2	16	38.8
22:00:00	82	12.9	16	37.8
23:00:00	65	16.6	17	38.7
00:00:00	28	22.1	4	41.3
01:00:00	16	23.4	3	37.5
02:00:00	13	23.3	1	37.5
03:00:00	3	29.2	0	0.0
04:00:00	6	30.0	1	42.5
05:00:00	2	37.5	1	42.5
06:00:00	9	24.7	1	37.5
07:00:00	35	22.0	9	41.4
08:00:00	96	12.3	8	39.4
09:00:00	163	8.2	13	38.7
10:00:00	164	8.9	12	38.3
11:00:00	111	11.6	12	37.5
12:00:00	144	9.8	16	39.1
13:00:00	157	9.7	16	39.1
14:00:00	153	9.7	18	38.6
15:00:00	175	9.6	23	38.8
16:00:00	285	6.1	26	38.8
17:00:00	304	5.7	31	38.5
18:00:00	336	4.6	21	38.7
19:00:00	292	5.2	14	39.6
20:00:00	204	7.7	16	39.7
21:00:00	161	9.1	13	40.2
22:00:00	71	18.0	17	40.7
23:00:00	66	14.7	4	40.0
00:00:00	54	20.3	13	40.2
01:00:00	31	25.0	8	39.4
02:00:00	18	23.3	3	39.2
03:00:00	9	23.6	3	37.5
04:00:00	5	28.5	1	37.5
05:00:00	4	33.8	2	37.5
06:00:00	2	27.5	0	0.0
07:00:00	21	25.4	6	40.8
08:00:00	35	20.9	5	37.5
09:00:00	73	15.9	15	38.5
10:00:00	105	11.6	15	38.8
11:00:00	159	9.1	16	38.8
12:00:00	199	7.5	18	37.8
13:00:00	199	7.6	32	38.6
14:00:00	216	7.6	35	38.2
15:00:00	226	7.9	31	39.1
16:00:00	212	8.1	29	39.1
17:00:00	203	7.8	22	38.9
18:00:00	206	7.4	20	38.0
19:00:00	160	8.9	15	39.8
20:00:00	160	9.8	13	38.7
21:00:00	123	11.2	17	39.6
22:00:00	89	12.7	10	40.0
23:00:00	80	15.2	11	38.4

Starting Hour	Count	Average Speed of all Traffic	Violator Counts	Average Speed of Violators
00:00:00	41	21.6	10	38.5
01:00:00	33	21.7	6	38.3
02:00:00	17	26.2	2	45.0
03:00:00	9	27.8	1	37.5
04:00:00	7	32.5	2	42.5
05:00:00	5	18.5	0	0.0
06:00:00	7	27.9	4	37.5
07:00:00	11	27.0	2	45.0
08:00:00	19	19.7	2	37.5
09:00:00	54	20.5	12	39.2
10:00:00	71	16.8	17	39.9
11:00:00	94	12.7	12	38.8
12:00:00	162	8.8	18	38.3
13:00:00	204	7.5	27	37.9
14:00:00	191	9.4	32	39.7
15:00:00	194	8.4	30	38.2
16:00:00	153	10.7	28	39.3
17:00:00	235	7.1	29	38.5
18:00:00	183	7.8	10	39.0
19:00:00	163	8.1	7	39.6
20:00:00	158	10.0	24	39.2
21:00:00	88	15.1	13	38.7
22:00:00	60	19.7	12	40.4
23:00:00	40	18.1	7	38.2
00:00:00	15	25.0	3	37.5
01:00:00	8	24.1	0	0.0
02:00:00	8	32.5	2	40.0
03:00:00	2	30.0	0	0.0
04:00:00	3	30.8	1	42.5
05:00:00	2	32.5	1	37.5
06:00:00	8	21.6	0	0.0
07:00:00	34	26.5	6	40.8
08:00:00	83	13.8	10	37.5
09:00:00	162	8.3	10	38.5
10:00:00	103	13.2	16	40.0
11:00:00	131	10.9	12	40.4
12:00:00	118	10.7	13	37.9
13:00:00	140	10.4	16	39.4
14:00:00	148	10.1	20	38.3
15:00:00	137	11.0	13	40.2
16:00:00	249	5.1	13	37.5
17:00:00	282	6.3	22	40.2
18:00:00	329	4.7	23	39.5
19:00:00	276	5.8	19	38.8
20:00:00	181	8.1	16	38.8
21:00:00	115	11.9	12	37.5
22:00:00	80	13.3	8	39.4
23:00:00	57	19.3	13	39.8
00:00:00	24	24.9	7	38.9
01:00:00	7	28.6	2	40.0
02:00:00	6	31.7	2	37.5

Starting Hour	Count	Average Speed of all Traffic	Violator Counts	Average Speed of Violators
03:00:00	5	31.5	1	37.5
04:00:00	2	40.0	2	40.0
05:00:00	6	29.6	2	42.5
06:00:00	6	21.3	0	0.0
07:00:00	31	22.2	6	40.0
08:00:00	89	12.7	5	40.5
09:00:00	148	9.3	15	38.2
10:00:00	135	9.5	10	39.0
11:00:00	110	11.9	11	39.8
12:00:00	116	11.0	9	38.1
13:00:00	155	9.6	17	38.4
14:00:00	147	9.3	13	38.3
15:00:00	141	9.8	15	37.5
16:00:00	253	5.8	20	38.3
17:00:00	293	5.0	17	37.8
18:00:00	330	4.5	18	38.3
19:00:00	291	5.5	20	38.3
20:00:00	174	8.5	15	39.2
21:00:00	136	8.7	7	38.2
22:00:00	85	12.7	8	38.1
23:00:00	65	17.6	9	39.2
00:00:00	33	20.0	5	37.5
01:00:00	17	21.0	1	37.5
02:00:00	6	25.8	0	0.0
03:00:00	6	25.4	1	42.5
04:00:00	6	28.3	1	37.5
05:00:00	1	27.5	0	0.0
06:00:00	11	21.8	1	37.5
07:00:00	26	21.3	2	37.5
08:00:00	78	15.5	6	39.2
09:00:00	148	9.2	10	38.0
10:00:00	118	11.1	7	38.2
11:00:00	108	9.5	5	37.5
12:00:00	115	10.8	11	38.4
13:00:00	151	8.5	11	40.2
14:00:00	136	9.5	9	37.5
15:00:00	162	8.6	9	38.1
16:00:00	296	5.2	17	38.1
17:00:00	272	5.7	17	37.5
18:00:00	374	4.2	13	38.7
19:00:00	311	5.2	15	38.5
20:00:00	212	7.1	15	38.5
21:00:00	141	8.9	12	38.8
22:00:00	82	14.0	12	41.7
23:00:00	76	15.1	10	39.0
00:00:00	33	20.1	8	38.8
01:00:00	12	27.9	2	37.5
02:00:00	6	36.7	3	45.8
03:00:00	4	30.0	1	47.5
04:00:00	1	32.5	0	0.0
05:00:00	1	27.5	0	0.0

Starting Hour	Count	Average Speed of all Traffic	Violator Counts	Average Speed of Violators
06:00:00	10	22.0	1	37.5
07:00:00	37	20.7	6	37.5
08:00:00	78	12.8	8	39.4
09:00:00	170	7.7	9	37.5
10:00:00	142	10.3	15	37.8
11:00:00	120	10.9	5	42.5
12:00:00	139	10.2	13	38.3
13:00:00	147	10.6	12	39.2
14:00:00	134	9.5	8	39.4
15:00:00	160	8.5	12	38.3
16:00:00	273	5.6	28	38.0
17:00:00	303	5.5	19	39.6
18:00:00	360	4.1	17	38.4
19:00:00	260	6.0	12	39.6
20:00:00	199	8.2	20	40.0
21:00:00	148	9.7	17	38.4
22:00:00	62	16.2	6	42.5
23:00:00	76	17.0	16	42.2
00:00:00	23	23.7	6	41.7
01:00:00	23	21.6	2	37.5
02:00:00	11	27.5	2	42.5
03:00:00	2	32.5	1	42.5
04:00:00	7	28.2	0	0.0
05:00:00	4	18.1	0	0.0
06:00:00	8	28.1	1	37.5
07:00:00	35	20.1	5	38.5
08:00:00	78	13.6	5	39.5
09:00:00	184	7.0	10	38.0
10:00:00	149	9.1	10	38.5
11:00:00	116	11.2	8	37.5
12:00:00	162	8.7	14	38.9
13:00:00	168	9.6	18	38.9
14:00:00	170	9.2	16	40.0
15:00:00	183	8.0	12	39.2
16:00:00	252	5.8	12	38.8
17:00:00	334	5.1	24	38.8
18:00:00	379	4.7	19	39.6
19:00:00	265	5.2	12	40.8
20:00:00	229	6.1	15	37.5
21:00:00	151	8.0	8	38.1
22:00:00	78	16.0	12	40.4
23:00:00	71	16.8	11	39.8
00:00:00	54	19.1	9	41.4
01:00:00	39	19.3	4	43.8
02:00:00	18	22.1	2	40.0
03:00:00	9	20.8	0	0.0
04:00:00	8	29.4	1	37.5
05:00:00	2	30.0	0	0.0
06:00:00	2	22.5	0	0.0
07:00:00	27	20.8	5	38.5
08:00:00	33	21.1	5	38.5

Starting Hour	Count	Average Speed of all Traffic	Violator Counts	Average Speed of Violators
09:00:00	85	13.6	20	38.0
10:00:00	112	11.9	16	39.4
11:00:00	176	8.8	24	38.5
12:00:00	191	8.9	21	39.6
13:00:00	208	7.9	27	39.2
14:00:00	200	7.4	16	39.1
15:00:00	184	9.3	28	39.5
16:00:00	196	8.2	21	38.5
17:00:00	232	6.6	14	39.6
18:00:00	226	7.4	16	40.0
19:00:00	163	8.3	11	39.3
20:00:00	139	9.9	14	38.2
21:00:00	118	11.7	15	39.2
22:00:00	88	12.8	7	37.5
23:00:00	72	15.0	5	39.5
00:00:00	59	15.8	7	38.2
01:00:00	33	21.3	6	37.5
02:00:00	16	25.5	3	40.8
03:00:00	11	22.7	1	42.5
04:00:00	3	29.2	0	0.0
05:00:00	7	35.4	3	40.8
06:00:00	4	28.1	4	37.5
07:00:00	6	25.0	0	0.0
08:00:00	14	26.3	1	47.5
09:00:00	42	19.5	5	38.5
10:00:00	81	15.2	16	39.4
11:00:00	117	13.0	23	39.5
12:00:00	158	9.1	18	38.6
13:00:00	164	10.4	29	39.1
14:00:00	190	8.8	31	39.0
15:00:00	181	7.6	11	39.8
16:00:00	222	7.7	27	39.2
17:00:00	214	6.7	18	39.2
18:00:00	181	7.8	13	39.4
19:00:00	148	9.0	18	38.1
20:00:00	104	11.9	13	39.0
21:00:00	63	17.8	8	38.8
22:00:00	48	19.0	8	43.1
23:00:00	30	22.8	7	38.2
00:00:00	18	19.7	6	39.2
01:00:00	4	25.6	1	37.5
02:00:00	4	30.0	0	0.0
03:00:00	4	33.8	1	42.5
04:00:00	2	25.0	0	0.0
05:00:00	2	30.0	1	42.5
06:00:00	6	29.2	1	37.5
07:00:00	29	23.8	7	41.1
08:00:00	90	13.8	9	40.8
09:00:00	171	8.1	8	38.1
10:00:00	125	10.2	7	38.2
11:00:00	116	12.3	12	38.3

Starting Hour	Count	Average Speed of all Traffic	Violator Counts	Average Speed of Violators
12:00:00	119	10.9	12	38.3
13:00:00	144	9.7	12	39.6
14:00:00	137	10.0	12	39.6
15:00:00	171	8.8	15	39.5
16:00:00	241	6.7	18	38.3
17:00:00	343	4.2	17	37.8
18:00:00	338	4.7	15	38.2
19:00:00	271	6.1	23	39.2
20:00:00	142	9.4	12	38.8
21:00:00	114	10.1	9	39.2
22:00:00	91	12.2	14	37.5
23:00:00	40	21.4	9	41.4
00:00:00	8	25.3	2	40.0
01:00:00	14	27.5	3	40.8
02:00:00	4	35.0	2	42.5
03:00:00	1	32.5	0	0.0
04:00:00	2	32.5	1	42.5
05:00:00	1	37.5	1	37.5
06:00:00	8	22.2	2	37.5
07:00:00	40	15.6	2	37.5
08:00:00	79	14.8	9	39.7
09:00:00	154	8.6	11	38.4
10:00:00	134	9.8	8	38.1
11:00:00	110	12.0	9	40.3
12:00:00	119	10.9	12	37.5
13:00:00	133	10.8	18	38.3
14:00:00	141	10.4	13	39.4
15:00:00	153	8.2	11	37.5
16:00:00	56	7.2	3	37.5
17:00:00	0	N/A	N/A	N/A
18:00:00	0	N/A	N/A	N/A
19:00:00	0	N/A	N/A	N/A
20:00:00	0	N/A	N/A	N/A
21:00:00	0	N/A	N/A	N/A
22:00:00	0	N/A	N/A	N/A
23:00:00	0	N/A	N/A	N/A
00:00:00	0	N/A	N/A	N/A
01:00:00	0	N/A	N/A	N/A
02:00:00	0	N/A	N/A	N/A
03:00:00	0	N/A	N/A	N/A
04:00:00	0	N/A	N/A	N/A
05:00:00	0	N/A	N/A	N/A
06:00:00	0	N/A	N/A	N/A
07:00:00	0	N/A	N/A	N/A
08:00:00	0	N/A	N/A	N/A
09:00:00	0	N/A	N/A	N/A
10:00:00	0	N/A	N/A	N/A
11:00:00	0	N/A	N/A	N/A
12:00:00	0	N/A	N/A	N/A
13:00:00	0	N/A	N/A	N/A
14:00:00	0	N/A	N/A	N/A

Starting Hour	Count	Average Speed of all Traffic	Violator Counts	Average Speed of Violators
15:00:00	0	N/A	N/A	N/A
16:00:00	0	N/A	N/A	N/A
17:00:00	0	N/A	N/A	N/A
18:00:00	0	N/A	N/A	N/A
19:00:00	0	N/A	N/A	N/A
20:00:00	0	N/A	N/A	N/A
21:00:00	0	N/A	N/A	N/A
22:00:00	0	N/A	N/A	N/A
23:00:00	0	N/A	N/A	N/A
00:00:00	0	N/A	N/A	N/A
01:00:00	0	N/A	N/A	N/A
02:00:00	0	N/A	N/A	N/A
03:00:00	0	N/A	N/A	N/A
04:00:00	0	N/A	N/A	N/A
05:00:00	0	N/A	N/A	N/A
06:00:00	0	N/A	N/A	N/A
07:00:00	0	N/A	N/A	N/A
08:00:00	0	N/A	N/A	N/A
09:00:00	0	N/A	N/A	N/A
10:00:00	0	N/A	N/A	N/A
11:00:00	0	N/A	N/A	N/A
12:00:00	0	N/A	N/A	N/A
13:00:00	0	N/A	N/A	N/A
14:00:00	0	N/A	N/A	N/A
15:00:00	0	N/A	N/A	N/A
16:00:00	0	N/A	N/A	N/A
17:00:00	0	N/A	N/A	N/A
18:00:00	0	N/A	N/A	N/A
19:00:00	0	N/A	N/A	N/A
20:00:00	0	N/A	N/A	N/A
21:00:00	0	N/A	N/A	N/A
22:00:00	0	N/A	N/A	N/A
23:00:00	0	N/A	N/A	N/A
00:00:00	0	N/A	N/A	N/A
01:00:00	0	N/A	N/A	N/A
02:00:00	0	N/A	N/A	N/A
03:00:00	0	N/A	N/A	N/A
04:00:00	0	N/A	N/A	N/A
05:00:00	0	N/A	N/A	N/A
06:00:00	0	N/A	N/A	N/A
07:00:00	0	N/A	N/A	N/A
08:00:00	0	N/A	N/A	N/A
09:00:00	0	N/A	N/A	N/A
10:00:00	0	N/A	N/A	N/A
11:00:00	0	N/A	N/A	N/A
12:00:00	0	N/A	N/A	N/A
13:00:00	0	N/A	N/A	N/A
14:00:00	0	N/A	N/A	N/A
15:00:00	0	N/A	N/A	N/A
16:00:00	0	N/A	N/A	N/A
17:00:00	0	N/A	N/A	N/A

Starting Hour	Count	Average Speed of all Traffic	Violator Counts	Average Speed of Violators
18:00:00	0	N/A	N/A	N/A
19:00:00	0	N/A	N/A	N/A
20:00:00	0	N/A	N/A	N/A
21:00:00	0	N/A	N/A	N/A
22:00:00	0	N/A	N/A	N/A
23:00:00	0	N/A	N/A	N/A
00:00:00	0	N/A	N/A	N/A
01:00:00	0	N/A	N/A	N/A
02:00:00	0	N/A	N/A	N/A
03:00:00	0	N/A	N/A	N/A
04:00:00	0	N/A	N/A	N/A
05:00:00	0	N/A	N/A	N/A
06:00:00	0	N/A	N/A	N/A
07:00:00	0	N/A	N/A	N/A
08:00:00	0	N/A	N/A	N/A
09:00:00	0	N/A	N/A	N/A
10:00:00	0	N/A	N/A	N/A
11:00:00	0	N/A	N/A	N/A
12:00:00	0	N/A	N/A	N/A
13:00:00	0	N/A	N/A	N/A
14:00:00	0	N/A	N/A	N/A
15:00:00	0	N/A	N/A	N/A
16:00:00	0	N/A	N/A	N/A
17:00:00	0	N/A	N/A	N/A
18:00:00	0	N/A	N/A	N/A
19:00:00	0	N/A	N/A	N/A
20:00:00	0	N/A	N/A	N/A
21:00:00	0	N/A	N/A	N/A
22:00:00	0	N/A	N/A	N/A
23:00:00	0	N/A	N/A	N/A
00:00:00	0	N/A	N/A	N/A
01:00:00	0	N/A	N/A	N/A
02:00:00	0	N/A	N/A	N/A
03:00:00	0	N/A	N/A	N/A
04:00:00	0	N/A	N/A	N/A
05:00:00	0	N/A	N/A	N/A
06:00:00	0	N/A	N/A	N/A
07:00:00	0	N/A	N/A	N/A
08:00:00	0	N/A	N/A	N/A
09:00:00	0	N/A	N/A	N/A
10:00:00	0	N/A	N/A	N/A
11:00:00	0	N/A	N/A	N/A
12:00:00	0	N/A	N/A	N/A
13:00:00	0	N/A	N/A	N/A
14:00:00	0	N/A	N/A	N/A
15:00:00	0	N/A	N/A	N/A
16:00:00	0	N/A	N/A	N/A
17:00:00	0	N/A	N/A	N/A
18:00:00	0	N/A	N/A	N/A
19:00:00	0	N/A	N/A	N/A
20:00:00	0	N/A	N/A	N/A

Starting Hour	Count	Average Speed of all Traffic	Violator Counts	Average Speed of Violators
21:00:00	0	N/A	N/A	N/A
22:00:00	0	N/A	N/A	N/A
23:00:00	0	N/A	N/A	N/A
00:00:00	0	N/A	N/A	N/A
01:00:00	0	N/A	N/A	N/A
02:00:00	0	N/A	N/A	N/A
03:00:00	0	N/A	N/A	N/A
04:00:00	0	N/A	N/A	N/A
05:00:00	0	N/A	N/A	N/A
06:00:00	0	N/A	N/A	N/A
07:00:00	0	N/A	N/A	N/A
08:00:00	0	N/A	N/A	N/A
09:00:00	0	N/A	N/A	N/A
10:00:00	0	N/A	N/A	N/A
11:00:00	0	N/A	N/A	N/A
12:00:00	0	N/A	N/A	N/A
13:00:00	0	N/A	N/A	N/A
14:00:00	0	N/A	N/A	N/A
15:00:00	0	N/A	N/A	N/A
16:00:00	0	N/A	N/A	N/A
17:00:00	0	N/A	N/A	N/A
18:00:00	0	N/A	N/A	N/A
19:00:00	0	N/A	N/A	N/A
20:00:00	0	N/A	N/A	N/A
21:00:00	0	N/A	N/A	N/A
22:00:00	0	N/A	N/A	N/A
23:00:00	0	N/A	N/A	N/A

Incoming Histogram

Sington Hill Oct-November 2021

from Thu-Oct-21-2021-12-00-PM to Tue-Nov-23-2021-03-59-PM

Date	Starting Hr:min	<15	15 to <20	20 to <25	25 to <30	30 to <35	35 to <40	40 to <45	45 to <50	50 to <55	55 to <60	60 to <65	65 to <70	70 to <75	75 to <80	80 to <85	85 to <90	90 to <95	95 to <100	100 to >105	Total Counts	85pct Speed	10MPH Pace	% in pace	# of Speeders	% Speeders
21/10/2021	00:00	*	*	*	*	*	*	*	*	*	*	*	*	*	*	*	*	*	*	*	*	*	*	*	*	*
21/10/2021	01:00	*	*	*	*	*	*	*	*	*	*	*	*	*	*	*	*	*	*	*	*	*	*	*	*	*
21/10/2021	02:00	*	*	*	*	*	*	*	*	*	*	*	*	*	*	*	*	*	*	*	*	*	*	*	*	*
21/10/2021	03:00	*	*	*	*	*	*	*	*	*	*	*	*	*	*	*	*	*	*	*	*	*	*	*	*	*
21/10/2021	04:00	*	*	*	*	*	*	*	*	*	*	*	*	*	*	*	*	*	*	*	*	*	*	*	*	*
21/10/2021	05:00	*	*	*	*	*	*	*	*	*	*	*	*	*	*	*	*	*	*	*	*	*	*	*	*	*
21/10/2021	06:00	*	*	*	*	*	*	*	*	*	*	*	*	*	*	*	*	*	*	*	*	*	*	*	*	*
21/10/2021	07:00	*	*	*	*	*	*	*	*	*	*	*	*	*	*	*	*	*	*	*	*	*	*	*	*	*
21/10/2021	08:00	*	*	*	*	*	*	*	*	*	*	*	*	*	*	*	*	*	*	*	*	*	*	*	*	*
21/10/2021	09:00	*	*	*	*	*	*	*	*	*	*	*	*	*	*	*	*	*	*	*	*	*	*	*	*	*
21/10/2021	10:00	*	*	*	*	*	*	*	*	*	*	*	*	*	*	*	*	*	*	*	*	*	*	*	*	*
21/10/2021	11:00	*	*	*	*	*	*	*	*	*	*	*	*	*	*	*	*	*	*	*	*	*	*	*	*	*
21/10/2021	12:00	0	0	0	0	0	0	0	0	0	0	0	0	0	0	0	0	0	0	0	0	0	0	*	*	*
21/10/2021	13:00	0	0	0	0	0	0	0	0	0	0	0	0	0	0	0	0	0	0	0	0	0	0	*	*	*
21/10/2021	14:00	0	0	0	0	0	0	0	0	0	0	0	0	0	0	0	0	0	0	0	0	0	0	*	*	*
21/10/2021	15:00	0	0	0	0	0	0	0	0	0	0	0	0	0	0	0	0	0	0	0	0	0	0	*	*	*
21/10/2021	16:00	0	0	0	0	0	0	0	0	0	0	0	0	0	0	0	0	0	0	0	0	0	0	*	*	*
21/10/2021	17:00	0	0	0	0	0	0	0	0	0	0	0	0	0	0	0	0	0	0	0	0	0	0	*	*	*
21/10/2021	18:00	0	0	0	0	0	0	0	0	0	0	0	0	0	0	0	0	0	0	0	0	0	0	*	*	*
21/10/2021	19:00	0	0	0	0	0	0	0	0	0	0	0	0	0	0	0	0	0	0	0	0	0	0	*	*	*
21/10/2021	20:00	0	0	0	0	0	0	0	0	0	0	0	0	0	0	0	0	0	0	0	0	0	0	*	*	*
21/10/2021	21:00	0	0	0	0	0	0	0	0	0	0	0	0	0	0	0	0	0	0	0	0	0	0	*	*	*
21/10/2021	22:00	0	0	0	0	0	0	0	0	0	0	0	0	0	0	0	0	0	0	0	0	0	0	*	*	*
21/10/2021	23:00	0	0	0	0	0	0	0	0	0	0	0	0	0	0	0	0	0	0	0	0	0	0	*	*	*
24 Hr Summary		0	0	0	0	0	0	0	0	0	0	0	0	0	0	0	0	0	0	0	0	0	0	*	*	*

Incoming Histogram

Sington Hill Oct-November 2021

from Thu-Oct-21-2021-12-00-PM to Tue-Nov-23-2021-03-59-PM

Date	Starting Hr:min	<15	15 to <20	20 to <25	25 to <30	30 to <35	35 to <40	40 to <45	45 to <50	50 to <55	55 to <60	60 to <65	65 to <70	70 to <75	75 to <80	80 to <85	85 to <90	90 to <95	95 to <100	100 to >105	Total Counts	85pct Speed	10MPH Pace	% in pace	# of Speeders	% Speeders	
22/10/2021	00:00	0	0	0	0	0	0	0	0	0	0	0	0	0	0	0	0	0	0	0	0	0	0	*	*	*	*
22/10/2021	01:00	0	0	0	0	0	0	0	0	0	0	0	0	0	0	0	0	0	0	0	0	0	0	*	*	*	*
22/10/2021	02:00	0	0	0	0	0	0	0	0	0	0	0	0	0	0	0	0	0	0	0	0	0	0	*	*	*	*
22/10/2021	03:00	0	0	0	0	0	0	0	0	0	0	0	0	0	0	0	0	0	0	0	0	0	0	*	*	*	*
22/10/2021	04:00	0	0	0	0	0	0	0	0	0	0	0	0	0	0	0	0	0	0	0	0	0	0	*	*	*	*
22/10/2021	05:00	0	0	0	0	0	0	0	0	0	0	0	0	0	0	0	0	0	0	0	0	0	0	*	*	*	*
22/10/2021	06:00	0	0	0	0	0	0	0	0	0	0	0	0	0	0	0	0	0	0	0	0	0	0	*	*	*	*
22/10/2021	07:00	0	0	0	0	0	0	0	0	0	0	0	0	0	0	0	0	0	0	0	0	0	0	*	*	*	*
22/10/2021	08:00	0	0	0	0	0	0	0	0	0	0	0	0	0	0	0	0	0	0	0	0	0	0	*	*	*	*
22/10/2021	09:00	0	0	0	0	0	0	0	0	0	0	0	0	0	0	0	0	0	0	0	0	0	0	*	*	*	*
22/10/2021	10:00	0	0	0	0	0	0	0	0	0	0	0	0	0	0	0	0	0	0	0	0	0	0	*	*	*	*
22/10/2021	11:00	1	0	0	0	0	0	0	0	0	0	0	0	0	0	0	0	0	0	0	0	1	10	5 to 15	100.0	*	*
22/10/2021	12:00	0	0	0	0	0	0	0	0	0	0	0	0	0	0	0	0	0	0	0	0	0	0	*	*	*	*
22/10/2021	13:00	0	0	0	0	0	0	0	0	0	0	0	0	0	0	0	0	0	0	0	0	0	0	*	*	*	*
22/10/2021	14:00	0	0	0	0	0	0	0	0	0	0	0	0	0	0	0	0	0	0	0	0	0	0	*	*	*	*
22/10/2021	15:00	0	0	0	0	0	0	0	0	0	0	0	0	0	0	0	0	0	0	0	0	0	0	*	*	*	*
22/10/2021	16:00	0	0	0	0	0	0	0	0	0	0	0	0	0	0	0	0	0	0	0	0	0	0	*	*	*	*
22/10/2021	17:00	0	0	0	0	0	0	0	0	0	0	0	0	0	0	0	0	0	0	0	0	0	0	*	*	*	*
22/10/2021	18:00	0	0	0	0	0	0	0	0	0	0	0	0	0	0	0	0	0	0	0	0	0	0	*	*	*	*
22/10/2021	19:00	0	0	0	0	0	0	0	0	0	0	0	0	0	0	0	0	0	0	0	0	0	0	*	*	*	*
22/10/2021	20:00	0	0	0	0	0	0	0	0	0	0	0	0	0	0	0	0	0	0	0	0	0	0	*	*	*	*
22/10/2021	21:00	0	0	0	0	0	0	0	0	0	0	0	0	0	0	0	0	0	0	0	0	0	0	*	*	*	*
22/10/2021	22:00	0	0	0	0	0	0	0	0	0	0	0	0	0	0	0	0	0	0	0	0	0	0	*	*	*	*
22/10/2021	23:00	0	0	0	0	0	0	0	0	0	0	0	0	0	0	0	0	0	0	0	0	0	0	*	*	*	*
24 Hr Summary		1	0	0	0	0	0	0	0	0	0	0	0	0	0	0	0	0	0	0	0	1	10	5 to 15	100.0	*	*

Incoming Histogram

Sington Hill Oct-November 2021

from Thu-Oct-21-2021-12-00-PM to Tue-Nov-23-2021-03-59-PM

Date	Starting Hr:min	<15	15 to <20	20 to <25	25 to <30	30 to <35	35 to <40	40 to <45	45 to <50	50 to <55	55 to <60	60 to <65	65 to <70	70 to <75	75 to <80	80 to <85	85 to <90	90 to <95	95 to <100	100 to >105	Total Counts	85pct Speed	10MPH Pace	% in pace	# of Speeders	% Speeders		
23/10/2021	00:00	0	0	0	0	0	0	0	0	0	0	0	0	0	0	0	0	0	0	0	0	0	0	*	*	*	*	
23/10/2021	01:00	0	0	0	0	0	0	0	0	0	0	0	0	0	0	0	0	0	0	0	0	0	0	0	*	*	*	*
23/10/2021	02:00	0	0	0	0	0	0	0	0	0	0	0	0	0	0	0	0	0	0	0	0	0	0	0	*	*	*	*
23/10/2021	03:00	0	0	0	0	0	0	0	0	0	0	0	0	0	0	0	0	0	0	0	0	0	0	0	*	*	*	*
23/10/2021	04:00	0	0	0	0	0	0	0	0	0	0	0	0	0	0	0	0	0	0	0	0	0	0	0	*	*	*	*
23/10/2021	05:00	0	0	0	0	0	0	0	0	0	0	0	0	0	0	0	0	0	0	0	0	0	0	0	*	*	*	*
23/10/2021	06:00	0	0	0	0	0	0	0	0	0	0	0	0	0	0	0	0	0	0	0	0	0	0	0	*	*	*	*
23/10/2021	07:00	0	0	0	0	0	0	0	0	0	0	0	0	0	0	0	0	0	0	0	0	0	0	0	*	*	*	*
23/10/2021	08:00	0	0	0	0	0	0	0	0	0	0	0	0	0	0	0	0	0	0	0	0	0	0	0	*	*	*	*
23/10/2021	09:00	0	0	0	0	0	0	0	0	0	0	0	0	0	0	0	0	0	0	0	0	0	0	0	*	*	*	*
23/10/2021	10:00	0	0	0	0	0	0	0	0	0	0	0	0	0	0	0	0	0	0	0	0	0	0	0	*	*	*	*
23/10/2021	11:00	0	0	0	0	0	0	0	0	0	0	0	0	0	0	0	0	0	0	0	0	0	0	0	*	*	*	*
23/10/2021	12:00	0	0	0	0	0	0	0	0	0	0	0	0	0	0	0	0	0	0	0	0	0	0	0	*	*	*	*
23/10/2021	13:00	0	0	0	0	0	0	0	0	0	0	0	0	0	0	0	0	0	0	0	0	0	0	0	*	*	*	*
23/10/2021	14:00	0	0	0	0	0	0	0	0	0	0	0	0	0	0	0	0	0	0	0	0	0	0	0	*	*	*	*
23/10/2021	15:00	0	0	0	0	0	0	0	0	0	0	0	0	0	0	0	0	0	0	0	0	0	0	0	*	*	*	*
23/10/2021	16:00	0	0	0	0	0	0	0	0	0	0	0	0	0	0	0	0	0	0	0	0	0	0	0	*	*	*	*
23/10/2021	17:00	0	0	0	0	0	0	0	0	0	0	0	0	0	0	0	0	0	0	0	0	0	0	0	*	*	*	*
23/10/2021	18:00	0	0	0	0	0	0	0	0	0	0	0	0	0	0	0	0	0	0	0	0	0	0	0	*	*	*	*
23/10/2021	19:00	0	0	0	0	0	0	0	0	0	0	0	0	0	0	0	0	0	0	0	0	0	0	0	*	*	*	*
23/10/2021	20:00	0	0	0	0	0	0	0	0	0	0	0	0	0	0	0	0	0	0	0	0	0	0	0	*	*	*	*
23/10/2021	21:00	0	0	0	0	0	0	0	0	0	0	0	0	0	0	0	0	0	0	0	0	0	0	0	*	*	*	*
23/10/2021	22:00	0	0	0	0	0	0	0	0	0	0	0	0	0	0	0	0	0	0	0	0	0	0	0	*	*	*	*
23/10/2021	23:00	0	0	0	0	0	0	0	0	0	0	0	0	0	0	0	0	0	0	0	0	0	0	0	*	*	*	*
24 Hr Summary		0	0	0	0	0	0	0	0	0	0	0	0	0	0	0	0	0	0	0	0	0	0	0	*	*	*	*

Incoming Histogram

Sington Hill Oct-November 2021

from Thu-Oct-21-2021-12-00-PM to Tue-Nov-23-2021-03-59-PM

Date	Starting Hr:min	<15	15 to <20	20 to <25	25 to <30	30 to <35	35 to <40	40 to <45	45 to <50	50 to <55	55 to <60	60 to <65	65 to <70	70 to <75	75 to <80	80 to <85	85 to <90	90 to <95	95 to <100	100 to >105	Total Counts	85pct Speed	10MPH Pace	% in pace	# of Speeders	% Speeders			
24/10/2021	00:00	0	0	0	0	0	0	0	0	0	0	0	0	0	0	0	0	0	0	0	0	0	0	*	*	*	*		
24/10/2021	01:00	0	0	0	0	0	0	0	0	0	0	0	0	0	0	0	0	0	0	0	0	0	0	0	*	*	*	*	
24/10/2021	02:00	0	0	0	0	0	0	0	0	0	0	0	0	0	0	0	0	0	0	0	0	0	0	0	*	*	*	*	
24/10/2021	03:00	0	0	0	0	0	0	0	0	0	0	0	0	0	0	0	0	0	0	0	0	0	0	0	*	*	*	*	
24/10/2021	04:00	0	0	0	0	0	0	0	0	0	0	0	0	0	0	0	0	0	0	0	0	0	0	0	*	*	*	*	
24/10/2021	05:00	0	0	0	0	0	0	0	0	0	0	0	0	0	0	0	0	0	0	0	0	0	0	0	*	*	*	*	
24/10/2021	06:00	0	0	0	0	0	0	0	0	0	0	0	0	0	0	0	0	0	0	0	0	0	0	0	*	*	*	*	
24/10/2021	07:00	0	0	0	0	0	0	0	0	0	0	0	0	0	0	0	0	0	0	0	0	0	0	0	*	*	*	*	
24/10/2021	08:00	0	0	0	0	0	0	0	0	0	0	0	0	0	0	0	0	0	0	0	0	0	0	0	*	*	*	*	
24/10/2021	09:00	0	0	0	0	0	0	0	0	0	0	0	0	0	0	0	0	0	0	0	0	0	0	0	*	*	*	*	
24/10/2021	10:00	0	0	0	0	0	0	0	0	0	0	0	0	0	0	0	0	0	0	0	0	0	0	0	*	*	*	*	
24/10/2021	11:00	1	0	0	0	0	0	0	0	0	0	0	0	0	0	0	0	0	0	0	0	1	10	5 to 15	100.0	*	*	*	*
24/10/2021	12:00	0	0	0	0	0	0	0	0	0	0	0	0	0	0	0	0	0	0	0	0	0	0	0	*	*	*	*	
24/10/2021	13:00	0	0	0	0	0	0	0	0	0	0	0	0	0	0	0	0	0	0	0	0	0	0	0	*	*	*	*	
24/10/2021	14:00	0	0	0	0	0	0	0	0	0	0	0	0	0	0	0	0	0	0	0	0	0	0	0	*	*	*	*	
24/10/2021	15:00	0	0	0	0	0	0	0	0	0	0	0	0	0	0	0	0	0	0	0	0	0	0	0	*	*	*	*	
24/10/2021	16:00	0	0	0	0	0	0	0	0	0	0	0	0	0	0	0	0	0	0	0	0	0	0	0	*	*	*	*	
24/10/2021	17:00	0	0	0	0	0	0	0	0	0	0	0	0	0	0	0	0	0	0	0	0	0	0	0	*	*	*	*	
24/10/2021	18:00	0	0	0	0	0	0	0	0	0	0	0	0	0	0	0	0	0	0	0	0	0	0	0	*	*	*	*	
24/10/2021	19:00	0	0	0	0	0	0	0	0	0	0	0	0	0	0	0	0	0	0	0	0	0	0	0	*	*	*	*	
24/10/2021	20:00	0	0	0	0	0	0	0	0	0	0	0	0	0	0	0	0	0	0	0	0	0	0	0	*	*	*	*	
24/10/2021	21:00	0	0	0	0	0	0	0	0	0	0	0	0	0	0	0	0	0	0	0	0	0	0	0	*	*	*	*	
24/10/2021	22:00	0	0	0	0	0	0	0	0	0	0	0	0	0	0	0	0	0	0	0	0	0	0	0	*	*	*	*	
24/10/2021	23:00	0	0	0	0	0	0	0	0	0	0	0	0	0	0	0	0	0	0	0	0	0	0	0	*	*	*	*	
24 Hr Summary		1	0	0	0	0	0	0	0	0	0	0	0	0	0	0	0	0	0	0	0	1	10	5 to 15	100.0	*	*	*	*

Incoming Histogram

Sington Hill Oct-November 2021

from Thu-Oct-21-2021-12-00-PM to Tue-Nov-23-2021-03-59-PM

Date	Starting Hr:min	<15	15 to <20	20 to <25	25 to <30	30 to <35	35 to <40	40 to <45	45 to <50	50 to <55	55 to <60	60 to <65	65 to <70	70 to <75	75 to <80	80 to <85	85 to <90	90 to <95	95 to <100	100 to >105	Total Counts	85pct Speed	10MPH Pace	% in pace	# of Speeders	% Speeders		
25/10/2021	00:00	0	0	0	0	0	0	0	0	0	0	0	0	0	0	0	0	0	0	0	0	0	0	*	*	*	*	
25/10/2021	01:00	0	0	0	0	0	0	0	0	0	0	0	0	0	0	0	0	0	0	0	0	0	0	0	*	*	*	*
25/10/2021	02:00	0	0	0	0	0	0	0	0	0	0	0	0	0	0	0	0	0	0	0	0	0	0	0	*	*	*	*
25/10/2021	03:00	0	0	0	0	0	0	0	0	0	0	0	0	0	0	0	0	0	0	0	0	0	0	0	*	*	*	*
25/10/2021	04:00	0	0	0	0	0	0	0	0	0	0	0	0	0	0	0	0	0	0	0	0	0	0	0	*	*	*	*
25/10/2021	05:00	0	0	0	0	0	0	0	0	0	0	0	0	0	0	0	0	0	0	0	0	0	0	0	*	*	*	*
25/10/2021	06:00	0	0	0	0	0	0	0	0	0	0	0	0	0	0	0	0	0	0	0	0	0	0	0	*	*	*	*
25/10/2021	07:00	0	0	0	0	0	0	0	0	0	0	0	0	0	0	0	0	0	0	0	0	0	0	0	*	*	*	*
25/10/2021	08:00	0	0	0	0	0	0	0	0	0	0	0	0	0	0	0	0	0	0	0	0	0	0	0	*	*	*	*
25/10/2021	09:00	0	0	0	0	0	0	0	0	0	0	0	0	0	0	0	0	0	0	0	0	0	0	0	*	*	*	*
25/10/2021	10:00	0	0	0	0	0	0	0	0	0	0	0	0	0	0	0	0	0	0	0	0	0	0	0	*	*	*	*
25/10/2021	11:00	0	0	0	0	0	0	0	0	0	0	0	0	0	0	0	0	0	0	0	0	0	0	0	*	*	*	*
25/10/2021	12:00	0	0	0	0	0	0	0	0	0	0	0	0	0	0	0	0	0	0	0	0	0	0	0	*	*	*	*
25/10/2021	13:00	0	0	0	0	0	0	0	0	0	0	0	0	0	0	0	0	0	0	0	0	0	0	0	*	*	*	*
25/10/2021	14:00	0	0	0	0	0	0	0	0	0	0	0	0	0	0	0	0	0	0	0	0	0	0	0	*	*	*	*
25/10/2021	15:00	0	0	0	0	0	0	0	0	0	0	0	0	0	0	0	0	0	0	0	0	0	0	0	*	*	*	*
25/10/2021	16:00	0	0	0	0	0	0	0	0	0	0	0	0	0	0	0	0	0	0	0	0	0	0	0	*	*	*	*
25/10/2021	17:00	0	0	0	0	0	0	0	0	0	0	0	0	0	0	0	0	0	0	0	0	0	0	0	*	*	*	*
25/10/2021	18:00	0	0	0	0	0	0	0	0	0	0	0	0	0	0	0	0	0	0	0	0	0	0	0	*	*	*	*
25/10/2021	19:00	0	0	0	0	0	0	0	0	0	0	0	0	0	0	0	0	0	0	0	0	0	0	0	*	*	*	*
25/10/2021	20:00	0	0	0	0	0	0	0	0	0	0	0	0	0	0	0	0	0	0	0	0	0	0	0	*	*	*	*
25/10/2021	21:00	0	0	0	0	0	0	0	0	0	0	0	0	0	0	0	0	0	0	0	0	0	0	0	*	*	*	*
25/10/2021	22:00	0	0	0	0	0	0	0	0	0	0	0	0	0	0	0	0	0	0	0	0	0	0	0	*	*	*	*
25/10/2021	23:00	0	0	0	0	0	0	0	0	0	0	0	0	0	0	0	0	0	0	0	0	0	0	0	*	*	*	*
24 Hr Summary		0	0	0	0	0	0	0	0	0	0	0	0	0	0	0	0	0	0	0	0	0	0	0	*	*	*	*

Incoming Histogram

Sington Hill Oct-November 2021

from Thu-Oct-21-2021-12-00-PM to Tue-Nov-23-2021-03-59-PM

Date	Starting Hr:min	<15	15 to <20	20 to <25	25 to <30	30 to <35	35 to <40	40 to <45	45 to <50	50 to <55	55 to <60	60 to <65	65 to <70	70 to <75	75 to <80	80 to <85	85 to <90	90 to <95	95 to <100	100 to >105	Total Counts	85pct Speed	10MPH Pace	% in pace	# of Speeders	% Speeders		
26/10/2021	00:00	0	0	0	0	0	0	0	0	0	0	0	0	0	0	0	0	0	0	0	0	0	0	*	*	*	*	
26/10/2021	01:00	0	0	0	0	0	0	0	0	0	0	0	0	0	0	0	0	0	0	0	0	0	0	0	*	*	*	*
26/10/2021	02:00	0	0	0	0	0	0	0	0	0	0	0	0	0	0	0	0	0	0	0	0	0	0	0	*	*	*	*
26/10/2021	03:00	0	0	0	0	0	0	0	0	0	0	0	0	0	0	0	0	0	0	0	0	0	0	0	*	*	*	*
26/10/2021	04:00	0	0	0	0	0	0	0	0	0	0	0	0	0	0	0	0	0	0	0	0	0	0	0	*	*	*	*
26/10/2021	05:00	0	0	0	0	0	0	0	0	0	0	0	0	0	0	0	0	0	0	0	0	0	0	0	*	*	*	*
26/10/2021	06:00	0	0	0	0	0	0	0	0	0	0	0	0	0	0	0	0	0	0	0	0	0	0	0	*	*	*	*
26/10/2021	07:00	0	0	0	0	0	0	0	0	0	0	0	0	0	0	0	0	0	0	0	0	0	0	0	*	*	*	*
26/10/2021	08:00	0	0	0	0	0	0	0	0	0	0	0	0	0	0	0	0	0	0	0	0	0	0	0	*	*	*	*
26/10/2021	09:00	0	0	0	0	0	0	0	0	0	0	0	0	0	0	0	0	0	0	0	0	0	0	0	*	*	*	*
26/10/2021	10:00	0	0	0	0	0	0	0	0	0	0	0	0	0	0	0	0	0	0	0	0	0	0	0	*	*	*	*
26/10/2021	11:00	0	0	0	0	0	0	0	0	0	0	0	0	0	0	0	0	0	0	0	0	0	0	0	*	*	*	*
26/10/2021	12:00	0	0	0	0	0	0	0	0	0	0	0	0	0	0	0	0	0	0	0	0	0	0	0	*	*	*	*
26/10/2021	13:00	0	0	0	0	0	0	0	0	0	0	0	0	0	0	0	0	0	0	0	0	0	0	0	*	*	*	*
26/10/2021	14:00	0	0	0	0	0	0	0	0	0	0	0	0	0	0	0	0	0	0	0	0	0	0	0	*	*	*	*
26/10/2021	15:00	0	0	0	0	0	0	0	0	0	0	0	0	0	0	0	0	0	0	0	0	0	0	0	*	*	*	*
26/10/2021	16:00	0	0	0	0	0	0	0	0	0	0	0	0	0	0	0	0	0	0	0	0	0	0	0	*	*	*	*
26/10/2021	17:00	0	0	0	0	0	0	0	0	0	0	0	0	0	0	0	0	0	0	0	0	0	0	0	*	*	*	*
26/10/2021	18:00	0	0	0	0	0	0	0	0	0	0	0	0	0	0	0	0	0	0	0	0	0	0	0	*	*	*	*
26/10/2021	19:00	0	0	0	0	0	0	0	0	0	0	0	0	0	0	0	0	0	0	0	0	0	0	0	*	*	*	*
26/10/2021	20:00	0	0	0	0	0	0	0	0	0	0	0	0	0	0	0	0	0	0	0	0	0	0	0	*	*	*	*
26/10/2021	21:00	0	0	0	0	0	0	0	0	0	0	0	0	0	0	0	0	0	0	0	0	0	0	0	*	*	*	*
26/10/2021	22:00	0	0	0	0	0	0	0	0	0	0	0	0	0	0	0	0	0	0	0	0	0	0	0	*	*	*	*
26/10/2021	23:00	0	0	0	0	0	0	0	0	0	0	0	0	0	0	0	0	0	0	0	0	0	0	0	*	*	*	*
24 Hr Summary		0	0	0	0	0	0	0	0	0	0	0	0	0	0	0	0	0	0	0	0	0	0	0	*	*	*	*

Incoming Histogram

Sington Hill Oct-November 2021

from Thu-Oct-21-2021-12-00-PM to Tue-Nov-23-2021-03-59-PM

Date	Starting Hr:min	<15	15 to <20	20 to <25	25 to <30	30 to <35	35 to <40	40 to <45	45 to <50	50 to <55	55 to <60	60 to <65	65 to <70	70 to <75	75 to <80	80 to <85	85 to <90	90 to <95	95 to <100	100 to >105	Total Counts	85pct Speed	10MPH Pace	% in pace	# of Speeders	% Speeders	
27/10/2021	00:00	0	0	0	0	0	0	0	0	0	0	0	0	0	0	0	0	0	0	0	0	0	0	*	*	*	*
27/10/2021	01:00	0	0	0	0	0	0	0	0	0	0	0	0	0	0	0	0	0	0	0	0	0	0	*	*	*	*
27/10/2021	02:00	0	0	0	0	0	0	0	0	0	0	0	0	0	0	0	0	0	0	0	0	0	0	*	*	*	*
27/10/2021	03:00	0	0	0	0	0	0	0	0	0	0	0	0	0	0	0	0	0	0	0	0	0	0	*	*	*	*
27/10/2021	04:00	0	0	0	0	0	0	0	0	0	0	0	0	0	0	0	0	0	0	0	0	0	0	*	*	*	*
27/10/2021	05:00	0	0	0	0	0	0	0	0	0	0	0	0	0	0	0	0	0	0	0	0	0	0	*	*	*	*
27/10/2021	06:00	0	0	0	0	0	0	0	0	0	0	0	0	0	0	0	0	0	0	0	0	0	0	*	*	*	*
27/10/2021	07:00	0	0	0	0	0	0	0	0	0	0	0	0	0	0	0	0	0	0	0	0	0	0	*	*	*	*
27/10/2021	08:00	0	0	0	0	0	0	0	0	0	0	0	0	0	0	0	0	0	0	0	0	0	0	*	*	*	*
27/10/2021	09:00	0	0	0	0	0	0	0	0	0	0	0	0	0	0	0	0	0	0	0	0	0	0	*	*	*	*
27/10/2021	10:00	0	3	8	9	5	2	2	0	0	0	0	0	0	0	0	0	0	0	0	0	29	35	25 to 35	75.9	4	13.8
27/10/2021	11:00	0	2	8	12	7	3	1	0	0	0	0	0	0	0	0	0	0	0	0	0	33	34.3	25 to 35	81.8	4	12.1
27/10/2021	12:00	5	1	10	9	4	1	1	0	0	0	0	0	0	0	0	0	0	0	0	0	31	31.2	25 to 35	74.2	2	6.5
27/10/2021	13:00	2	5	5	7	5	3	0	0	0	0	0	0	0	0	0	0	0	0	0	0	27	34	20 to 30	63.0	3	11.1
27/10/2021	14:00	1	6	13	12	3	2	0	0	0	0	0	0	0	0	0	0	0	0	0	0	37	29.6	20 to 30	83.8	2	5.4
27/10/2021	15:00	1	3	8	16	9	1	0	0	0	0	0	0	0	0	0	0	0	0	0	0	38	32.2	25 to 35	86.8	1	2.6
27/10/2021	16:00	0	2	7	18	4	0	2	0	0	0	0	0	0	0	0	0	0	0	0	0	33	31.2	25 to 35	87.9	2	6.1
27/10/2021	17:00	1	8	17	22	6	2	0	0	1	0	0	0	0	0	0	0	0	0	0	0	57	30	20 to 30	82.5	3	5.3
27/10/2021	18:00	0	5	19	18	6	4	2	0	0	0	0	0	0	0	0	0	0	0	0	0	54	33.3	25 to 35	79.6	6	11.1
27/10/2021	19:00	0	1	15	21	8	1	0	0	0	0	0	0	0	0	0	0	0	0	0	0	46	31.2	25 to 35	95.7	1	2.2
27/10/2021	20:00	0	0	2	8	6	0	0	0	0	0	0	0	0	0	0	0	0	0	0	0	16	33.3	25 to 35	100.0	*	*
27/10/2021	21:00	0	0	1	2	0	1	2	0	0	0	0	0	0	0	0	0	0	0	0	0	6	42.5	20 to 30	50.0	3	50.0
27/10/2021	22:00	0	0	3	1	0	0	1	0	0	0	0	0	0	0	0	0	0	0	0	0	5	30	20 to 30	80.0	1	20.0
27/10/2021	23:00	0	0	0	2	0	0	0	0	0	0	0	0	0	0	0	0	0	0	0	0	2	30	20 to 30	100.0	*	*
24 Hr Summary		10	36	116	157	63	20	11	0	1	0	0	0	0	0	0	0	0	0	0	414	32.6	25 to 35	81.2	32	7.7	

Incoming Histogram

Sington Hill Oct-November 2021

from Thu-Oct-21-2021-12-00-PM to Tue-Nov-23-2021-03-59-PM

Date	Starting Hr:min	<15	15 to <20	20 to <25	25 to <30	30 to <35	35 to <40	40 to <45	45 to <50	50 to <55	55 to <60	60 to <65	65 to <70	70 to <75	75 to <80	80 to <85	85 to <90	90 to <95	95 to <100	100 to >105	Total Counts	85pct Speed	10MPH Pace	% in pace	# of Speeders	% Speeders	
28/10/2021	00:00	0	0	0	0	0	1	0	0	0	0	0	0	0	0	0	0	0	0	0	0	1	40	30 to 40	100.0	1	100.0
28/10/2021	01:00	0	0	0	0	0	0	0	0	0	0	0	0	0	0	0	0	0	0	0	0	0	0	*	*	*	*
28/10/2021	02:00	0	0	0	0	0	0	0	0	0	0	0	0	0	0	0	0	0	0	0	0	0	0	*	*	*	*
28/10/2021	03:00	0	0	0	0	1	1	0	0	0	0	0	0	0	0	0	0	0	0	0	0	2	40	30 to 40	100.0	1	50.0
28/10/2021	04:00	0	0	0	0	0	0	0	0	0	0	0	0	0	0	0	0	0	0	0	0	0	0	*	*	*	*
28/10/2021	05:00	0	0	0	0	0	0	0	0	0	0	0	0	0	0	0	0	0	0	0	0	0	0	*	*	*	*
28/10/2021	06:00	1	0	1	3	1	1	0	0	0	0	0	0	0	0	0	0	0	0	0	0	7	35	25 to 35	71.4	1	14.3
28/10/2021	07:00	0	1	2	6	4	4	0	0	0	0	0	0	0	0	0	0	0	0	0	0	17	36.2	30 to 40	82.4	4	23.5
28/10/2021	08:00	0	0	4	12	15	6	0	0	0	0	0	0	0	0	0	0	0	0	0	0	37	35	30 to 40	89.2	6	16.2
28/10/2021	09:00	1	3	11	22	12	7	0	1	0	0	0	0	0	0	0	0	0	0	0	0	57	34.6	25 to 35	78.9	8	14.0
28/10/2021	10:00	3	5	14	20	9	2	1	2	0	0	0	0	0	0	0	0	0	0	0	0	56	33.3	25 to 35	76.8	5	8.9
28/10/2021	11:00	4	4	12	15	3	3	0	0	0	0	0	0	0	0	0	0	0	0	0	0	41	30	20 to 30	75.6	3	7.3
28/10/2021	12:00	4	4	13	8	3	1	0	0	0	0	0	0	0	0	0	0	0	0	0	0	33	29.4	20 to 30	75.8	1	3.0
28/10/2021	13:00	1	3	16	11	2	2	0	0	0	0	0	0	0	0	0	0	0	0	0	0	35	29.5	20 to 30	85.7	2	5.7
28/10/2021	14:00	0	4	5	12	2	1	1	0	0	0	0	0	0	0	0	0	0	0	0	0	25	30	20 to 30	84.0	2	8.0
28/10/2021	15:00	0	5	6	18	4	2	0	0	0	0	0	0	0	0	0	0	0	0	0	0	35	31.2	20 to 30	82.9	2	5.7
28/10/2021	16:00	1	4	14	9	5	1	0	0	0	0	0	0	0	0	0	0	0	0	0	0	34	31	25 to 35	82.4	1	2.9
28/10/2021	17:00	4	7	19	19	7	1	1	0	0	0	0	0	0	0	0	0	0	0	0	0	58	30	20 to 30	77.6	2	3.4
28/10/2021	18:00	1	7	11	16	10	1	0	0	0	0	0	0	0	0	0	0	0	0	0	0	46	32	25 to 35	80.4	1	2.2
28/10/2021	19:00	1	3	6	7	1	6	2	0	0	0	0	0	0	0	0	0	0	0	0	0	26	38.3	20 to 30	61.5	8	30.8
28/10/2021	20:00	2	0	1	5	2	0	1	0	0	0	0	0	0	0	0	0	0	0	0	0	11	32.5	25 to 35	72.7	1	9.1
28/10/2021	21:00	0	2	4	6	2	1	0	0	0	0	0	0	0	0	0	0	0	0	0	0	15	32.5	20 to 30	80.0	1	6.7
28/10/2021	22:00	0	1	1	0	1	4	0	0	0	0	0	0	0	0	0	0	0	0	0	0	7	38.8	30 to 40	71.4	4	57.1
28/10/2021	23:00	1	0	2	2	3	0	0	0	0	0	0	0	0	0	0	0	0	0	0	0	8	33.3	25 to 35	87.5	*	*
24 Hr Summary		24	53	142	191	87	45	6	3	0	0	0	0	0	0	0	0	0	0	0	551	33.3	25 to 35	76.2	54	9.8	

Incoming Histogram

Sington Hill Oct-November 2021

from Thu-Oct-21-2021-12-00-PM to Tue-Nov-23-2021-03-59-PM

Date	Starting Hr:min	<15	15 to <20	20 to <25	25 to <30	30 to <35	35 to <40	40 to <45	45 to <50	50 to <55	55 to <60	60 to <65	65 to <70	70 to <75	75 to <80	80 to <85	85 to <90	90 to <95	95 to <100	100 to >105	Total Counts	85pct Speed	10MPH Pace	% in pace	# of Speeders	% Speeders	
29/10/2021	00:00	0	0	0	0	1	0	0	0	0	0	0	0	0	0	0	0	0	0	0	0	1	35	25 to 35	100.0	*	*
29/10/2021	01:00	0	0	0	0	2	1	1	0	0	0	0	0	0	0	0	0	0	0	0	0	4	40	35 to 45	100.0	2	50.0
29/10/2021	02:00	0	0	0	0	0	0	0	0	0	0	0	0	0	0	0	0	0	0	0	0	0	0	*	*	*	*
29/10/2021	03:00	0	1	0	0	0	0	0	0	0	0	0	0	0	0	0	0	0	0	0	0	1	20	10 to 20	100.0	*	*
29/10/2021	04:00	0	0	0	0	0	0	0	0	0	0	0	0	0	0	0	0	0	0	0	0	0	0	*	*	*	*
29/10/2021	05:00	0	0	0	0	0	0	0	0	0	0	0	0	0	0	0	0	0	0	0	0	0	0	*	*	*	*
29/10/2021	06:00	1	1	0	3	2	0	1	0	0	0	0	0	0	0	0	0	0	0	0	0	8	35	25 to 35	62.5	1	12.5
29/10/2021	07:00	0	0	2	13	5	1	1	0	0	0	0	0	0	0	0	0	0	0	0	0	22	34	25 to 35	90.9	2	9.1
29/10/2021	08:00	0	1	6	20	12	4	2	0	0	0	0	0	0	0	0	0	0	0	0	0	45	34.6	25 to 35	84.4	6	13.3
29/10/2021	09:00	5	4	6	19	7	2	0	0	0	0	0	0	0	0	0	0	0	0	0	0	43	32.1	25 to 35	74.4	2	4.7
29/10/2021	10:00	1	2	14	21	6	3	1	0	0	0	0	0	0	0	0	0	0	0	0	0	48	32.5	25 to 35	85.4	4	8.3
29/10/2021	11:00	0	2	8	11	8	3	0	0	0	0	0	0	0	0	0	0	0	0	0	0	32	33.8	25 to 35	84.4	3	9.4
29/10/2021	12:00	0	6	9	9	11	2	1	0	0	0	0	0	0	0	0	0	0	0	0	0	38	33.6	25 to 35	76.3	3	7.9
29/10/2021	13:00	3	1	9	8	3	1	0	0	0	0	0	0	0	0	0	0	0	0	0	0	25	30	25 to 35	80.0	1	4.0
29/10/2021	14:00	1	1	18	17	2	0	0	0	0	0	0	0	0	0	0	0	0	0	0	0	39	28.8	25 to 35	94.9	*	*
29/10/2021	15:00	1	3	15	9	1	2	1	0	0	0	0	0	0	0	0	0	0	0	0	0	32	29.4	20 to 30	84.4	3	9.4
29/10/2021	16:00	0	3	10	11	5	1	0	0	0	0	0	0	0	0	0	0	0	0	0	0	30	32	25 to 35	86.7	1	3.3
29/10/2021	17:00	0	3	8	16	11	1	0	0	0	0	0	0	0	0	0	0	0	0	0	0	39	32.7	25 to 35	89.7	1	2.6
29/10/2021	18:00	0	1	7	15	2	0	0	0	1	0	0	0	0	0	0	0	0	0	0	0	26	29.7	25 to 35	92.3	1	3.8
29/10/2021	19:00	0	1	4	4	2	1	0	0	0	0	0	0	0	0	0	0	0	0	0	0	12	32.5	25 to 35	83.3	1	8.3
29/10/2021	20:00	0	1	3	6	1	4	0	0	0	0	0	0	0	0	0	0	0	0	0	0	15	37.5	30 to 40	73.3	4	26.7
29/10/2021	21:00	0	1	1	2	0	1	1	1	0	0	0	0	0	0	0	0	0	0	0	0	7	45	20 to 30	57.1	3	42.9
29/10/2021	22:00	0	0	1	2	1	0	0	0	0	0	0	0	0	0	0	0	0	0	0	0	4	30	25 to 35	100.0	*	*
29/10/2021	23:00	0	0	0	1	0	1	0	0	0	0	0	0	0	0	0	0	0	0	0	0	2	40	30 to 40	100.0	1	50.0
24 Hr Summary		12	32	121	187	82	28	9	1	1	0	0	0	0	0	0	0	0	0	0	473	33	25 to 35	82.5	39	8.2	

Incoming Histogram

Sington Hill Oct-November 2021

from Thu-Oct-21-2021-12-00-PM to Tue-Nov-23-2021-03-59-PM

Date	Starting Hr:min	<15	15 to <20	20 to <25	25 to <30	30 to <35	35 to <40	40 to <45	45 to <50	50 to <55	55 to <60	60 to <65	65 to <70	70 to <75	75 to <80	80 to <85	85 to <90	90 to <95	95 to <100	100 to >105	Total Counts	85pct Speed	10MPH Pace	% in pace	# of Speeders	% Speeders
30/10/2021	00:00	0	0	1	1	3	2	2	0	0	0	0	0	0	0	0	0	0	0	0	9	42.5	35 to 45	77.8	4	44.4
30/10/2021	01:00	0	0	0	0	0	0	0	0	0	0	0	0	0	0	0	0	0	0	0	0	0	*	*	*	*
30/10/2021	02:00	0	0	0	1	0	0	0	0	0	0	0	0	0	0	0	0	0	0	0	1	30	20 to 30	100.0	*	*
30/10/2021	03:00	0	0	0	0	0	0	0	0	0	0	0	0	0	0	0	0	0	0	0	0	0	*	*	*	*
30/10/2021	04:00	3	0	0	1	0	0	0	0	0	0	0	0	0	0	0	0	0	0	0	4	10	5 to 15	75.0	*	*
30/10/2021	05:00	1	0	0	0	0	0	0	0	0	0	0	0	0	0	0	0	0	0	0	1	15	5 to 15	100.0	*	*
30/10/2021	06:00	2	0	0	1	1	0	0	0	0	0	0	0	0	0	0	0	0	0	0	4	30	5 to 15	50.0	*	*
30/10/2021	07:00	1	1	4	3	0	1	0	0	0	0	0	0	0	0	0	0	0	0	0	10	28.3	20 to 30	80.0	1	10.0
30/10/2021	08:00	1	3	3	2	2	0	0	1	0	0	0	0	0	0	0	0	0	0	0	12	32.5	20 to 30	66.7	1	8.3
30/10/2021	09:00	2	1	7	8	9	1	0	0	0	0	0	0	0	0	0	0	0	0	0	28	33.3	25 to 35	85.7	1	3.6
30/10/2021	10:00	0	4	14	11	6	1	2	0	0	0	0	0	0	0	0	0	0	0	0	38	32.5	25 to 35	81.6	3	7.9
30/10/2021	11:00	0	4	8	21	2	1	1	0	0	0	0	0	0	0	0	0	0	0	0	37	29.5	20 to 30	89.2	2	5.4
30/10/2021	12:00	2	3	16	14	10	0	1	0	0	0	0	0	0	0	0	0	0	0	0	46	32	25 to 35	87.0	1	2.2
30/10/2021	13:00	5	5	5	15	6	3	0	0	0	0	0	0	0	0	0	0	0	0	0	39	32.5	25 to 35	66.7	3	7.7
30/10/2021	14:00	3	4	6	8	1	0	0	0	0	0	0	0	0	0	0	0	0	0	0	22	28.8	20 to 30	81.8	*	*
30/10/2021	15:00	0	5	7	16	5	3	0	0	0	0	0	0	0	0	0	0	0	0	0	36	33	20 to 30	77.8	3	8.3
30/10/2021	16:00	4	1	7	7	2	0	0	0	0	0	0	0	0	0	0	0	0	0	0	21	29.3	25 to 35	76.2	*	*
30/10/2021	17:00	2	2	6	16	4	1	0	0	0	0	0	0	0	0	0	0	0	0	0	31	30	25 to 35	83.9	1	3.2
30/10/2021	18:00	1	6	6	9	2	2	0	0	0	0	0	0	0	0	0	0	0	0	0	26	30	20 to 30	80.8	2	7.7
30/10/2021	19:00	0	4	4	3	1	1	1	0	0	0	0	0	0	0	0	0	0	0	0	14	35	20 to 30	78.6	2	14.3
30/10/2021	20:00	1	0	3	4	2	2	1	0	0	0	0	0	0	0	0	0	0	0	0	13	37.5	25 to 35	69.2	3	23.1
30/10/2021	21:00	1	2	1	3	2	0	0	0	1	0	0	0	0	0	0	0	0	0	0	10	32.5	20 to 30	60.0	1	10.0
30/10/2021	22:00	0	0	3	3	2	1	0	0	0	0	0	0	0	0	0	0	0	0	0	9	35	25 to 35	88.9	1	11.1
30/10/2021	23:00	0	0	0	1	2	1	0	0	0	0	0	0	0	0	0	0	0	0	0	4	35	30 to 40	100.0	1	25.0
24 Hr Summary		29	45	101	148	62	20	8	1	1	0	0	0	0	0	0	0	0	0	0	415	32.4	25 to 35	74.9	30	7.2

Incoming Histogram

Sington Hill Oct-November 2021

from Thu-Oct-21-2021-12-00-PM to Tue-Nov-23-2021-03-59-PM

Date	Starting Hr:min	<15	15 to <20	20 to <25	25 to <30	30 to <35	35 to <40	40 to <45	45 to <50	50 to <55	55 to <60	60 to <65	65 to <70	70 to <75	75 to <80	80 to <85	85 to <90	90 to <95	95 to <100	100 to >105	Total Counts	85pct Speed	10MPH Pace	% in pace	# of Speeders	% Speeders	
31/10/2021	00:00	0	0	0	1	0	3	0	0	0	0	0	0	0	0	0	0	0	0	0	0	4	38.3	30 to 40	100.0	3	75.0
31/10/2021	01:00	0	0	0	4	2	1	1	0	0	0	0	0	0	0	0	0	0	0	0	0	8	40	30 to 40	87.5	2	25.0
31/10/2021	02:00	0	0	0	0	1	0	0	0	0	0	0	0	0	0	0	0	0	0	0	0	1	35	25 to 35	100.0	*	*
31/10/2021	03:00	0	0	0	0	0	0	0	0	0	0	0	0	0	0	0	0	0	0	0	0	0	0	*	*	*	*
31/10/2021	04:00	0	0	0	0	0	0	0	0	0	0	0	0	0	0	0	0	0	0	0	0	0	0	*	*	*	*
31/10/2021	05:00	0	0	0	0	1	0	0	0	0	0	0	0	0	0	0	0	0	0	0	0	1	35	25 to 35	100.0	*	*
31/10/2021	06:00	0	0	0	0	0	0	0	0	0	0	0	0	0	0	0	0	0	0	0	0	0	0	*	*	*	*
31/10/2021	07:00	5	0	0	0	0	0	0	0	0	0	0	0	0	0	0	0	0	0	0	0	5	9	5 to 15	100.0	*	*
31/10/2021	08:00	23	0	1	3	1	1	0	0	0	0	0	0	0	0	0	0	0	0	0	0	29	26.7	5 to 15	79.3	1	3.4
31/10/2021	09:00	18	1	1	1	2	1	0	0	0	0	0	0	0	0	0	0	0	0	0	0	24	25	10 to 20	79.2	1	4.2
31/10/2021	10:00	31	0	5	9	2	0	0	0	0	0	0	0	0	0	0	0	0	0	0	0	47	27.2	5 to 15	66.0	*	*
31/10/2021	11:00	48	0	4	7	6	3	0	0	0	0	0	0	0	0	0	0	0	0	0	0	68	29.3	5 to 15	70.6	3	4.4
31/10/2021	12:00	2	2	7	13	3	1	1	0	0	0	0	0	0	0	0	0	0	0	0	0	29	31.7	25 to 35	79.3	2	6.9
31/10/2021	13:00	0	3	10	10	2	2	0	0	0	0	0	0	0	0	0	0	0	0	0	0	27	30	20 to 30	85.2	2	7.4
31/10/2021	14:00	0	2	15	8	4	0	1	0	0	0	0	0	0	0	0	0	0	0	0	0	30	31.2	25 to 35	90.0	1	3.3
31/10/2021	15:00	0	5	12	6	0	2	0	0	0	0	0	0	0	0	0	0	0	0	0	0	25	28.3	20 to 30	92.0	2	8.0
31/10/2021	16:00	1	2	9	16	4	1	1	0	0	0	0	0	0	0	0	0	0	0	0	0	34	31.2	25 to 35	85.3	2	5.9
31/10/2021	17:00	0	1	8	15	6	1	0	1	0	0	0	0	0	0	0	0	0	0	0	0	32	32.5	25 to 35	90.6	2	6.3
31/10/2021	18:00	0	1	5	6	3	4	0	0	0	0	0	0	0	0	0	0	0	0	0	0	19	36.2	25 to 35	73.7	4	21.1
31/10/2021	19:00	0	1	7	2	2	1	0	0	0	0	0	0	0	0	0	0	0	0	0	0	13	32.5	25 to 35	84.6	1	7.7
31/10/2021	20:00	0	3	4	4	3	0	0	0	0	0	0	0	0	0	0	0	0	0	0	0	14	31.7	20 to 30	78.6	*	*
31/10/2021	21:00	0	0	1	4	4	1	0	0	1	0	0	0	0	0	0	0	0	0	0	0	11	35	25 to 35	81.8	2	18.2
31/10/2021	22:00	0	0	0	2	2	0	0	0	0	0	0	0	0	0	0	0	0	0	0	0	4	32.5	25 to 35	100.0	*	*
31/10/2021	23:00	0	0	2	0	0	0	0	0	0	0	0	0	0	0	0	0	0	0	0	0	2	25	15 to 25	100.0	*	*
24 Hr Summary		128	21	91	111	48	22	4	1	1	0	0	0	0	0	0	0	0	0	0	427	31.2	25 to 35	58.5	28	6.6	

Incoming Histogram

Sington Hill Oct-November 2021

from Thu-Oct-21-2021-12-00-PM to Tue-Nov-23-2021-03-59-PM

Date	Starting Hr:min	<15	15 to <20	20 to <25	25 to <30	30 to <35	35 to <40	40 to <45	45 to <50	50 to <55	55 to <60	60 to <65	65 to <70	70 to <75	75 to <80	80 to <85	85 to <90	90 to <95	95 to <100	100 to >105	Total Counts	85pct Speed	10MPH Pace	% in pace	# of Speeders	% Speeders	
01/11/2021	00:00	0	0	1	1	1	0	0	0	0	0	0	0	0	0	0	0	0	0	0	0	3	35	25 to 35	100.0	*	*
01/11/2021	01:00	0	0	0	0	0	0	0	0	0	0	0	0	0	0	0	0	0	0	0	0	0	0	*	*	*	*
01/11/2021	02:00	0	0	0	0	1	0	0	0	0	0	0	0	0	0	0	0	0	0	0	0	1	35	25 to 35	100.0	*	*
01/11/2021	03:00	0	0	0	0	0	0	0	0	0	0	0	0	0	0	0	0	0	0	0	0	0	0	*	*	*	*
01/11/2021	04:00	0	0	0	0	0	0	0	0	0	0	0	0	0	0	0	0	0	0	0	0	0	0	*	*	*	*
01/11/2021	05:00	0	0	0	0	0	0	0	0	0	0	0	0	0	0	0	0	0	0	0	0	0	0	*	*	*	*
01/11/2021	06:00	0	0	0	0	0	0	0	0	0	0	0	0	0	0	0	0	0	0	0	0	0	0	*	*	*	*
01/11/2021	07:00	0	0	1	2	6	2	0	0	0	0	0	0	0	0	0	0	0	0	0	0	11	35	30 to 40	90.9	2	18.2
01/11/2021	08:00	0	3	8	17	16	3	0	0	0	0	0	0	0	0	0	0	0	0	0	0	47	33.8	25 to 35	87.2	3	6.4
01/11/2021	09:00	4	7	25	43	24	4	1	0	0	0	0	0	0	0	0	0	0	0	0	0	108	32.7	25 to 35	85.2	5	4.6
01/11/2021	10:00	1	8	19	46	29	7	0	0	0	0	0	0	0	0	0	0	0	0	0	0	110	33.4	25 to 35	85.5	7	6.4
01/11/2021	11:00	5	16	33	51	31	6	3	1	0	0	0	0	0	0	0	0	0	0	0	0	146	33.1	25 to 35	78.8	10	6.8
01/11/2021	12:00	6	5	29	54	28	6	1	0	0	0	0	0	0	0	0	0	0	0	0	0	129	32.9	25 to 35	86.0	7	5.4
01/11/2021	13:00	5	5	28	60	33	11	2	2	0	0	0	0	0	0	0	0	0	0	0	0	146	33.9	25 to 35	82.9	15	10.3
01/11/2021	14:00	4	7	14	66	51	14	1	0	0	0	0	0	0	0	0	0	0	0	0	0	157	34.1	25 to 35	83.4	15	9.6
01/11/2021	15:00	1	10	26	58	47	12	2	0	0	0	0	0	0	0	0	0	0	0	0	0	156	34	25 to 35	84.0	14	9.0
01/11/2021	16:00	7	11	56	94	66	21	4	0	0	0	0	0	0	0	0	0	0	0	0	0	259	33.9	25 to 35	83.4	25	9.7
01/11/2021	17:00	7	14	47	114	76	18	3	1	0	0	0	0	0	0	0	0	0	0	0	0	280	33.7	25 to 35	84.6	22	7.9
01/11/2021	18:00	7	16	86	157	56	12	4	0	1	0	0	0	0	0	0	0	0	0	0	0	339	32	25 to 35	88.2	17	5.0
01/11/2021	19:00	6	10	52	103	40	15	2	1	1	0	0	0	0	0	0	0	0	0	0	0	230	33.1	25 to 35	84.8	19	8.3
01/11/2021	20:00	3	5	29	74	31	9	1	0	0	0	0	0	0	0	0	0	0	0	0	0	152	32.9	25 to 35	88.2	10	6.6
01/11/2021	21:00	0	7	28	51	30	10	2	0	0	0	0	0	0	0	0	0	0	0	0	0	128	33.8	25 to 35	85.2	12	9.4
01/11/2021	22:00	1	0	13	31	22	13	1	1	0	0	0	0	0	0	0	0	0	0	0	0	82	36.2	25 to 35	80.5	15	18.3
01/11/2021	23:00	0	0	7	16	10	7	1	2	1	0	0	0	0	0	0	0	0	0	0	0	44	37.9	25 to 35	75.0	11	25.0
24 Hr Summary		57	124	502	1038	598	170	28	8	3	0	0	0	0	0	0	0	0	0	0	2528	33.6	25 to 35	84.6	209	8.3	

Incoming Histogram

Sington Hill Oct-November 2021

from Thu-Oct-21-2021-12-00-PM to Tue-Nov-23-2021-03-59-PM

Date	Starting Hr:min	<15	15 to <20	20 to <25	25 to <30	30 to <35	35 to <40	40 to <45	45 to <50	50 to <55	55 to <60	60 to <65	65 to <70	70 to <75	75 to <80	80 to <85	85 to <90	90 to <95	95 to <100	100 to >105	Total Counts	85pct Speed	10MPH Pace	% in pace	# of Speeders	% Speeders
02/11/2021	00:00	0	0	0	9	6	3	0	0	0	0	0	0	0	0	0	0	0	0	0	18	35	30 to 40	100.0	3	16.7
02/11/2021	01:00	0	0	0	2	6	2	2	1	0	0	0	0	0	0	0	0	0	0	0	13	42.5	30 to 40	76.9	5	38.5
02/11/2021	02:00	0	0	0	2	1	0	2	0	0	0	0	0	0	0	0	0	0	0	0	5	42.5	25 to 35	60.0	2	40.0
02/11/2021	03:00	0	0	0	3	1	0	0	0	0	0	0	0	0	0	0	0	0	0	0	4	30	25 to 35	100.0	*	*
02/11/2021	04:00	0	0	1	0	2	0	0	0	0	0	0	0	0	0	0	0	0	0	0	3	35	25 to 35	100.0	*	*
02/11/2021	05:00	0	0	0	1	1	1	0	1	0	0	0	0	0	0	0	0	0	0	0	4	40	30 to 40	75.0	2	50.0
02/11/2021	06:00	1	1	3	3	1	0	0	0	0	0	0	0	0	0	0	0	0	0	0	9	30	20 to 30	77.8	*	*
02/11/2021	07:00	3	2	7	9	5	8	2	0	0	0	0	0	0	0	0	0	0	0	0	36	38.1	30 to 40	61.1	10	27.8
02/11/2021	08:00	6	5	20	25	17	7	2	0	0	0	0	0	0	0	0	0	0	0	0	82	34.1	25 to 35	75.6	9	11.0
02/11/2021	09:00	2	8	21	69	40	7	6	1	0	0	0	0	0	0	0	0	0	0	0	154	33.9	25 to 35	84.4	14	9.1
02/11/2021	10:00	1	3	23	42	29	8	3	0	0	0	0	0	0	0	0	0	0	0	0	109	34.1	25 to 35	86.2	11	10.1
02/11/2021	11:00	7	9	19	48	24	5	1	0	0	0	0	0	0	0	0	0	0	0	0	113	32.7	25 to 35	80.5	6	5.3
02/11/2021	12:00	5	3	22	42	33	8	2	2	0	0	0	0	0	0	0	0	0	0	0	117	34.1	25 to 35	82.9	12	10.3
02/11/2021	13:00	2	9	33	51	39	7	1	0	0	0	0	0	0	0	0	0	0	0	0	142	33.3	25 to 35	86.6	8	5.6
02/11/2021	14:00	2	5	26	56	40	7	3	0	0	0	0	0	0	0	0	0	0	0	0	139	33.6	25 to 35	87.8	10	7.2
02/11/2021	15:00	6	11	38	54	31	16	7	0	0	0	0	0	0	0	0	0	0	0	0	163	34.8	25 to 35	75.5	23	14.1
02/11/2021	16:00	7	20	57	87	55	19	4	2	0	0	0	0	0	0	0	0	0	0	0	251	33.8	25 to 35	79.3	25	10.0
02/11/2021	17:00	11	15	61	131	72	19	6	1	0	0	0	0	0	0	0	0	0	0	0	316	33.5	25 to 35	83.5	26	8.2
02/11/2021	18:00	4	9	91	154	63	18	4	0	0	0	0	0	0	0	0	0	0	0	0	343	32.7	25 to 35	89.8	22	6.4
02/11/2021	19:00	0	13	62	107	54	13	3	0	0	0	0	0	0	0	0	0	0	0	0	252	33	25 to 35	88.5	16	6.3
02/11/2021	20:00	2	2	38	79	32	11	2	1	0	0	0	0	0	0	0	0	0	0	0	167	33.3	25 to 35	89.2	14	8.4
02/11/2021	21:00	2	5	23	50	33	13	3	1	0	0	0	0	0	0	0	0	0	0	0	130	34.5	25 to 35	81.5	17	13.1
02/11/2021	22:00	1	1	8	31	22	8	2	0	0	0	0	0	0	0	0	0	0	0	0	73	34.8	25 to 35	83.6	10	13.7
02/11/2021	23:00	1	3	6	20	14	8	2	0	0	0	0	0	0	0	0	0	0	0	0	54	36.2	30 to 40	77.8	10	18.5
24 Hr Summary		63	124	559	1075	621	188	57	10	0	0	0	0	0	0	0	0	0	0	0	2697	33.8	25 to 35	83.6	255	9.5

Incoming Histogram

Sington Hill Oct-November 2021

from Thu-Oct-21-2021-12-00-PM to Tue-Nov-23-2021-03-59-PM

Date	Starting Hr:min	<15	15 to <20	20 to <25	25 to <30	30 to <35	35 to <40	40 to <45	45 to <50	50 to <55	55 to <60	60 to <65	65 to <70	70 to <75	75 to <80	80 to <85	85 to <90	90 to <95	95 to <100	100 to >105	Total Counts	85pct Speed	10MPH Pace	% in pace	# of Speeders	% Speeders
03/11/2021	00:00	0	0	2	10	6	7	1	0	0	0	0	0	0	0	0	0	0	0	0	26	37.9	30 to 40	88.5	8	30.8
03/11/2021	01:00	0	0	2	8	2	1	1	1	0	0	0	0	0	0	0	0	0	0	0	15	40	25 to 35	80.0	3	20.0
03/11/2021	02:00	0	0	2	5	1	0	0	1	0	0	0	0	0	0	0	0	0	0	0	9	35	25 to 35	88.9	1	11.1
03/11/2021	03:00	0	0	0	1	0	0	0	0	0	0	0	0	0	0	0	0	0	0	0	1	30	20 to 30	100.0	*	*
03/11/2021	04:00	0	0	0	0	1	1	0	0	0	0	0	0	0	0	0	0	0	0	0	2	40	30 to 40	100.0	1	50.0
03/11/2021	05:00	0	1	2	2	3	1	0	1	0	0	0	0	0	0	0	0	0	0	0	10	35	25 to 35	70.0	2	20.0
03/11/2021	06:00	0	0	3	2	5	0	0	0	0	0	0	0	0	0	0	0	0	0	0	10	33	25 to 35	100.0	*	*
03/11/2021	07:00	2	2	6	11	9	6	0	1	0	0	0	0	0	0	0	0	0	0	0	37	35.8	25 to 35	70.3	7	18.9
03/11/2021	08:00	3	5	20	25	17	7	1	1	0	0	0	0	0	0	0	0	0	0	0	79	34.1	25 to 35	78.5	9	11.4
03/11/2021	09:00	8	1	26	58	34	11	2	1	0	0	0	0	0	0	0	0	0	0	0	141	34	25 to 35	83.7	14	9.9
03/11/2021	10:00	4	7	22	50	34	9	0	0	0	0	0	0	0	0	0	0	0	0	0	126	33.5	25 to 35	84.1	9	7.1
03/11/2021	11:00	3	2	26	55	27	7	1	0	0	0	0	0	0	0	0	0	0	0	0	121	33.1	25 to 35	89.3	8	6.6
03/11/2021	12:00	1	4	17	50	34	6	5	2	0	0	0	0	0	0	0	0	0	0	0	119	34.3	25 to 35	84.9	13	10.9
03/11/2021	13:00	8	11	31	58	35	10	1	1	0	0	0	0	0	0	0	0	0	0	0	155	33.4	25 to 35	80.0	12	7.7
03/11/2021	14:00	5	6	32	53	41	22	0	0	0	0	0	0	0	0	0	0	0	0	0	159	34.8	25 to 35	79.2	22	13.8
03/11/2021	15:00	8	18	33	65	29	15	5	0	0	0	0	0	0	0	0	0	0	0	0	173	34	25 to 35	73.4	20	11.6
03/11/2021	16:00	5	17	60	106	56	17	4	0	0	0	0	0	0	0	0	0	0	0	0	265	33.3	25 to 35	83.8	21	7.9
03/11/2021	17:00	6	7	56	115	70	19	2	1	0	0	0	0	0	0	0	0	0	0	0	276	33.6	25 to 35	87.3	22	8.0
03/11/2021	18:00	5	16	90	154	55	15	3	0	0	0	0	0	0	0	0	0	0	0	0	338	32	25 to 35	88.5	18	5.3
03/11/2021	19:00	2	13	48	111	60	14	3	1	0	0	0	0	0	0	0	0	0	0	0	252	33.3	25 to 35	86.9	18	7.1
03/11/2021	20:00	8	7	27	83	28	15	3	0	0	0	0	0	0	0	0	0	0	0	0	171	33.6	25 to 35	80.7	18	10.5
03/11/2021	21:00	3	3	22	57	35	6	4	1	0	0	0	0	0	0	0	0	0	0	0	131	33.7	25 to 35	87.0	11	8.4
03/11/2021	22:00	0	1	13	37	14	9	3	0	0	1	0	0	0	0	0	0	0	0	0	78	35.6	25 to 35	82.1	13	16.7
03/11/2021	23:00	1	3	4	19	22	7	3	1	0	0	0	0	0	0	0	0	0	0	0	60	36.4	30 to 40	80.0	11	18.3
24 Hr Summary		72	124	544	1135	618	205	42	13	0	1	0	0	0	0	0	0	0	0	0	2754	33.8	25 to 35	83.4	261	9.5

Incoming Histogram

Sington Hill Oct-November 2021

from Thu-Oct-21-2021-12-00-PM to Tue-Nov-23-2021-03-59-PM

Date	Starting Hr:min	<15	15 to <20	20 to <25	25 to <30	30 to <35	35 to <40	40 to <45	45 to <50	50 to <55	55 to <60	60 to <65	65 to <70	70 to <75	75 to <80	80 to <85	85 to <90	90 to <95	95 to <100	100 to >105	Total Counts	85pct Speed	10MPH Pace	% in pace	# of Speeders	% Speeders	
04/11/2021	00:00	1	0	6	8	10	3	0	0	0	0	0	0	0	0	0	0	0	0	0	28	34.5	25 to 35	85.7	3	10.7	
04/11/2021	01:00	0	0	2	6	5	0	2	1	0	0	0	0	0	0	0	0	0	0	0	16	42.5	25 to 35	81.3	3	18.8	
04/11/2021	02:00	0	0	1	1	2	1	0	0	0	0	0	0	0	0	0	0	0	0	0	5	35	25 to 35	80.0	1	20.0	
04/11/2021	03:00	0	0	3	0	0	1	0	0	0	0	0	0	0	0	0	0	0	0	0	4	25	15 to 25	75.0	1	25.0	
04/11/2021	04:00	0	0	1	1	1	0	1	0	0	0	0	0	0	0	0	0	0	0	0	4	35	25 to 35	75.0	1	25.0	
04/11/2021	05:00	0	0	0	0	0	0	0	0	0	0	0	0	0	0	0	0	0	0	0	0	0	0	*	*	*	*
04/11/2021	06:00	0	0	1	2	2	1	1	0	0	0	0	0	0	0	0	0	0	0	0	7	40	25 to 35	71.4	2	28.6	
04/11/2021	07:00	3	4	4	13	10	6	0	0	0	0	0	0	0	0	0	0	0	0	0	40	35	30 to 40	72.5	6	15.0	
04/11/2021	08:00	5	15	21	32	17	5	1	0	0	0	0	0	0	0	0	0	0	0	0	96	32.6	25 to 35	72.9	6	6.3	
04/11/2021	09:00	2	12	35	85	37	14	2	0	0	0	0	0	0	0	0	0	0	0	0	187	33.4	25 to 35	84.0	16	8.6	
04/11/2021	10:00	4	7	38	52	25	8	0	0	0	1	0	0	0	0	0	0	0	0	0	135	32.8	25 to 35	85.2	9	6.7	
04/11/2021	11:00	2	5	14	38	31	14	7	2	1	0	0	0	0	0	0	0	0	0	0	114	37.5	25 to 35	72.8	24	21.1	
04/11/2021	12:00	3	5	26	45	36	15	4	2	0	0	0	0	0	0	0	0	0	0	0	136	35.3	25 to 35	78.7	21	15.4	
04/11/2021	13:00	3	11	24	58	36	11	3	0	0	0	0	0	0	0	0	0	0	0	0	146	33.9	25 to 35	80.8	14	9.6	
04/11/2021	14:00	6	4	25	65	34	14	2	0	0	0	0	0	0	0	0	0	0	0	0	150	34.1	25 to 35	82.7	16	10.7	
04/11/2021	15:00	0	3	37	77	39	20	1	0	0	0	0	0	0	0	0	0	0	0	0	177	34.2	25 to 35	86.4	21	11.9	
04/11/2021	16:00	5	17	71	133	61	13	0	2	0	1	0	0	0	0	0	0	0	0	0	303	32.6	25 to 35	87.5	16	5.3	
04/11/2021	17:00	7	16	80	136	69	13	3	1	0	1	0	0	0	0	0	0	0	0	0	326	32.8	25 to 35	87.4	18	5.5	
04/11/2021	18:00	2	16	81	165	52	13	2	1	0	0	1	0	0	0	0	0	0	0	0	333	31.8	25 to 35	89.5	17	5.1	
04/11/2021	19:00	3	5	65	113	69	12	3	1	0	0	0	0	0	0	0	0	0	0	0	271	33.2	25 to 35	91.1	16	5.9	
04/11/2021	20:00	3	4	28	52	42	13	3	1	0	0	0	0	0	0	0	0	0	0	0	146	34.4	25 to 35	83.6	17	11.6	
04/11/2021	21:00	0	3	32	54	25	12	5	0	0	0	0	0	0	0	0	0	0	0	0	131	34.4	25 to 35	84.7	17	13.0	
04/11/2021	22:00	1	3	12	33	22	17	1	0	0	0	0	0	0	0	0	0	0	0	0	89	36.5	30 to 40	80.9	18	20.2	
04/11/2021	23:00	0	3	7	21	13	12	1	1	0	0	0	0	0	0	0	0	0	0	0	58	37.1	30 to 40	79.3	14	24.1	
24 Hr Summary		50	133	614	1190	638	218	42	12	1	3	1	0	0	0	0	0	0	0	0	2902	33.8	25 to 35	84.1	277	9.5	

Incoming Histogram

Sington Hill Oct-November 2021

from Thu-Oct-21-2021-12-00-PM to Tue-Nov-23-2021-03-59-PM

Date	Starting Hr:min	<15	15 to <20	20 to <25	25 to <30	30 to <35	35 to <40	40 to <45	45 to <50	50 to <55	55 to <60	60 to <65	65 to <70	70 to <75	75 to <80	80 to <85	85 to <90	90 to <95	95 to <100	100 to >105	Total Counts	85pct Speed	10MPH Pace	% in pace	# of Speeders	% Speeders	
05/11/2021	00:00	1	2	5	8	5	2	1	1	0	0	0	0	0	0	0	0	0	0	0	0	25	35	25 to 35	72.0	4	16.0
05/11/2021	01:00	0	0	1	7	7	3	0	0	0	0	0	0	0	0	0	0	0	0	0	0	18	35	30 to 40	94.4	3	16.7
05/11/2021	02:00	0	1	3	5	1	1	0	0	0	0	0	0	0	0	0	0	0	0	0	0	11	30	20 to 30	81.8	1	9.1
05/11/2021	03:00	0	0	0	2	1	0	0	0	0	0	0	0	0	0	0	0	0	0	0	0	3	35	25 to 35	100.0	*	*
05/11/2021	04:00	0	0	2	1	2	0	1	0	0	0	0	0	0	0	0	0	0	0	0	0	6	35	25 to 35	83.3	1	16.7
05/11/2021	05:00	0	0	0	0	1	0	1	0	0	0	0	0	0	0	0	0	0	0	0	0	2	45	35 to 45	100.0	1	50.0
05/11/2021	06:00	1	2	1	3	2	1	0	0	0	0	0	0	0	0	0	0	0	0	0	0	10	32.5	20 to 30	60.0	1	10.0
05/11/2021	07:00	3	3	5	12	5	4	3	2	0	0	0	0	0	0	0	0	0	0	0	0	37	38.8	25 to 35	59.5	9	24.3
05/11/2021	08:00	4	11	27	34	21	6	1	1	0	0	0	0	0	0	0	0	0	0	0	0	105	33.1	25 to 35	78.1	8	7.6
05/11/2021	09:00	1	3	30	82	44	10	4	0	0	0	0	0	0	0	0	0	0	0	0	0	174	33.6	25 to 35	89.7	14	8.0
05/11/2021	10:00	5	12	40	56	31	11	1	0	0	0	0	0	0	0	0	0	0	0	0	0	156	33.2	25 to 35	81.4	12	7.7
05/11/2021	11:00	5	7	19	42	20	11	0	0	0	0	0	0	0	0	0	0	0	0	0	0	104	33.8	25 to 35	77.9	11	10.6
05/11/2021	12:00	5	4	29	51	41	13	2	2	0	0	0	0	0	0	0	0	0	0	0	0	147	34.4	25 to 35	82.3	17	11.6
05/11/2021	13:00	5	7	28	65	46	13	4	0	0	0	0	0	0	0	0	0	0	0	0	0	168	34.1	25 to 35	82.7	17	10.1
05/11/2021	14:00	5	6	21	62	34	14	5	0	0	0	0	0	0	0	0	0	0	0	0	0	147	34.6	25 to 35	79.6	19	12.9
05/11/2021	15:00	4	5	37	54	53	16	3	1	0	0	0	0	0	0	0	0	0	0	0	0	173	34.4	25 to 35	83.2	20	11.6
05/11/2021	16:00	4	13	62	122	64	22	5	1	0	0	0	0	0	0	0	0	0	0	0	0	293	33.8	25 to 35	84.6	28	9.6
05/11/2021	17:00	12	12	45	125	83	24	6	0	0	0	0	0	0	0	0	0	0	0	0	0	307	34	25 to 35	82.4	30	9.8
05/11/2021	18:00	3	12	79	151	69	17	3	0	1	0	0	0	0	0	0	0	0	0	0	0	335	32.9	25 to 35	89.3	21	6.3
05/11/2021	19:00	3	14	54	117	77	10	3	1	0	0	0	0	0	0	0	0	0	0	0	0	279	33.2	25 to 35	88.9	14	5.0
05/11/2021	20:00	2	12	44	93	42	9	5	1	0	0	0	0	0	0	0	0	0	0	0	0	208	33.1	25 to 35	86.1	15	7.2
05/11/2021	21:00	2	5	30	65	35	8	3	3	0	0	0	0	0	0	0	0	0	0	0	0	151	33.7	25 to 35	86.1	14	9.3
05/11/2021	22:00	1	2	11	24	19	9	6	0	1	0	0	0	0	0	0	0	0	0	0	0	73	37.8	25 to 35	74.0	16	21.9
05/11/2021	23:00	3	3	10	24	18	3	0	2	0	0	0	0	0	0	0	0	0	0	0	0	63	33.9	25 to 35	82.5	5	7.9
24 Hr Summary		69	136	583	1205	721	207	57	15	2	0	0	0	0	0	0	0	0	0	0	0	2995	33.8	25 to 35	83.8	281	9.4

Incoming Histogram

Sington Hill Oct-November 2021

from Thu-Oct-21-2021-12-00-PM to Tue-Nov-23-2021-03-59-PM

Date	Starting Hr:min	<15	15 to <20	20 to <25	25 to <30	30 to <35	35 to <40	40 to <45	45 to <50	50 to <55	55 to <60	60 to <65	65 to <70	70 to <75	75 to <80	80 to <85	85 to <90	90 to <95	95 to <100	100 to >105	Total Counts	85pct Speed	10MPH Pace	% in pace	# of Speeders	% Speeders
06/11/2021	00:00	0	0	11	20	13	9	2	0	1	0	0	0	0	0	0	0	0	0	0	56	37.2	25 to 35	78.6	12	21.4
06/11/2021	01:00	0	0	2	8	8	5	3	0	0	0	0	0	0	0	0	0	0	0	0	26	39	30 to 40	80.8	8	30.8
06/11/2021	02:00	0	0	3	6	5	3	1	0	0	0	0	0	0	0	0	0	0	0	0	18	36.7	25 to 35	77.8	4	22.2
06/11/2021	03:00	0	0	1	4	1	2	0	0	0	0	0	0	0	0	0	0	0	0	0	8	37.5	30 to 40	87.5	2	25.0
06/11/2021	04:00	0	0	2	1	1	1	0	0	0	0	0	0	0	0	0	0	0	0	0	5	35	25 to 35	80.0	1	20.0
06/11/2021	05:00	0	0	0	1	1	2	0	0	0	0	0	0	0	0	0	0	0	0	0	4	37.5	30 to 40	100.0	2	50.0
06/11/2021	06:00	1	1	1	0	1	0	0	0	0	0	0	0	0	0	0	0	0	0	0	4	25	10 to 20	50.0	*	*
06/11/2021	07:00	1	1	3	6	4	4	2	1	0	0	0	0	0	0	0	0	0	0	0	22	40	30 to 40	63.6	7	31.8
06/11/2021	08:00	4	2	3	16	11	4	0	0	0	0	0	0	0	0	0	0	0	0	0	40	34.1	30 to 40	77.5	4	10.0
06/11/2021	09:00	3	3	9	24	15	12	4	0	0	0	0	0	0	0	0	0	0	0	0	70	37.5	30 to 40	72.9	16	22.9
06/11/2021	10:00	1	5	23	36	29	15	0	0	1	0	0	0	0	0	0	0	0	0	0	110	35	25 to 35	80.0	16	14.5
06/11/2021	11:00	4	6	21	62	51	14	2	1	0	0	0	0	0	0	0	0	0	0	0	161	34.3	25 to 35	83.2	17	10.6
06/11/2021	12:00	3	10	26	81	69	17	1	0	0	0	0	0	0	0	0	0	0	0	0	207	34.1	25 to 35	85.0	18	8.7
06/11/2021	13:00	0	7	25	86	51	23	8	0	0	0	0	0	0	0	0	0	0	0	0	200	35.2	25 to 35	81.0	31	15.5
06/11/2021	14:00	4	5	28	85	61	31	3	1	0	0	0	0	0	0	0	0	0	0	0	218	35.3	30 to 40	81.2	35	16.1
06/11/2021	15:00	3	9	38	82	59	26	8	1	0	0	0	0	0	0	0	0	0	0	0	226	35.2	25 to 35	79.2	35	15.5
06/11/2021	16:00	3	8	33	79	60	19	4	2	0	0	0	0	0	0	0	0	0	0	0	208	34.5	25 to 35	82.7	25	12.0
06/11/2021	17:00	4	3	35	89	45	16	6	0	0	0	0	0	0	0	0	0	0	0	0	198	34.1	25 to 35	85.4	22	11.1
06/11/2021	18:00	4	10	43	83	46	16	3	0	0	0	0	0	0	0	0	0	0	0	0	205	33.7	25 to 35	83.9	19	9.3
06/11/2021	19:00	2	6	24	75	33	12	3	0	0	1	0	0	0	0	0	0	0	0	0	156	33.9	25 to 35	84.6	16	10.3
06/11/2021	20:00	3	9	34	67	36	9	3	0	0	0	0	0	0	0	0	0	0	0	0	161	33.3	25 to 35	85.1	12	7.5
06/11/2021	21:00	0	2	18	44	34	12	4	0	1	0	0	0	0	0	0	0	0	0	0	115	35	25 to 35	83.5	17	14.8
06/11/2021	22:00	0	7	17	43	18	8	3	1	0	0	0	0	0	0	0	0	0	0	0	97	34.2	25 to 35	80.4	12	12.4
06/11/2021	23:00	3	5	12	26	20	8	1	0	0	0	0	0	0	0	0	0	0	0	0	75	34.5	25 to 35	77.3	9	12.0
24 Hr Summary		43	99	412	1024	672	268	61	7	3	1	0	0	0	0	0	0	0	0	0	2590	34.6	25 to 35	81.4	340	13.1

Incoming Histogram

Sington Hill Oct-November 2021

from Thu-Oct-21-2021-12-00-PM to Tue-Nov-23-2021-03-59-PM

Date	Starting Hr:min	<15	15 to <20	20 to <25	25 to <30	30 to <35	35 to <40	40 to <45	45 to <50	50 to <55	55 to <60	60 to <65	65 to <70	70 to <75	75 to <80	80 to <85	85 to <90	90 to <95	95 to <100	100 to >105	Total Counts	85pct Speed	10MPH Pace	% in pace	# of Speeders	% Speeders
07/11/2021	00:00	0	0	6	11	10	8	0	1	0	0	0	0	0	0	0	0	0	0	0	36	37.5	30 to 40	80.6	9	25.0
07/11/2021	01:00	0	0	2	14	12	5	1	0	0	0	0	0	0	0	0	0	0	0	0	34	36	30 to 40	91.2	6	17.6
07/11/2021	02:00	0	0	1	5	8	0	1	1	0	0	0	0	0	0	0	0	0	0	0	16	35	25 to 35	87.5	2	12.5
07/11/2021	03:00	0	0	1	3	5	1	0	0	0	0	0	0	0	0	0	0	0	0	0	10	34	25 to 35	90.0	1	10.0
07/11/2021	04:00	0	0	0	2	2	1	0	1	0	0	0	0	0	0	0	0	0	0	0	6	40	30 to 40	83.3	2	33.3
07/11/2021	05:00	0	0	0	1	4	0	0	0	0	0	0	0	0	0	0	0	0	0	0	5	33.8	25 to 35	100.0	*	*
07/11/2021	06:00	0	0	1	1	1	4	0	0	0	0	0	0	0	0	0	0	0	0	0	7	38.8	30 to 40	85.7	4	57.1
07/11/2021	07:00	2	1	2	2	6	1	0	0	1	0	0	0	0	0	0	0	0	0	0	15	35	25 to 35	66.7	2	13.3
07/11/2021	08:00	1	0	8	3	2	3	0	0	0	0	0	0	0	0	0	0	0	0	0	17	35	25 to 35	76.5	3	17.6
07/11/2021	09:00	1	2	6	19	15	8	2	1	0	0	0	0	0	0	0	0	0	0	0	54	36.9	30 to 40	77.8	11	20.4
07/11/2021	10:00	0	2	14	28	17	10	6	1	0	0	0	0	0	0	0	0	0	0	0	78	37.5	25 to 35	75.6	17	21.8
07/11/2021	11:00	0	6	16	32	38	12	1	1	0	0	0	0	0	0	0	0	0	0	0	106	34.7	25 to 35	81.1	14	13.2
07/11/2021	12:00	3	4	32	57	54	15	3	0	0	0	0	0	0	0	0	0	0	0	0	168	34.4	25 to 35	85.1	18	10.7
07/11/2021	13:00	3	1	22	70	67	25	3	1	0	0	0	0	0	0	0	0	0	0	0	192	35	30 to 40	84.4	29	15.1
07/11/2021	14:00	4	4	27	64	64	21	5	3	0	0	0	0	0	0	0	0	0	0	0	192	35	25 to 35	80.7	29	15.1
07/11/2021	15:00	2	3	27	75	51	25	4	0	0	0	0	0	0	0	0	0	0	0	0	187	35.2	25 to 35	81.8	29	15.5
07/11/2021	16:00	1	9	16	64	47	22	4	3	0	0	0	0	0	0	0	0	0	0	0	166	35.9	30 to 40	80.1	29	17.5
07/11/2021	17:00	2	14	40	94	50	24	5	1	0	0	0	0	0	0	0	0	0	0	0	230	34.6	25 to 35	80.0	30	13.0
07/11/2021	18:00	4	17	59	68	24	6	2	0	0	0	0	0	0	0	0	0	0	0	0	180	31	25 to 35	83.9	8	4.4
07/11/2021	19:00	4	11	60	51	23	8	1	0	1	0	0	0	0	0	0	0	0	0	0	159	32	25 to 35	84.3	10	6.3
07/11/2021	20:00	3	2	19	68	44	18	3	1	1	0	0	0	0	0	0	0	0	0	0	159	34.9	25 to 35	82.4	23	14.5
07/11/2021	21:00	2	3	14	29	22	10	2	0	0	0	0	0	0	0	0	0	0	0	0	82	35	25 to 35	79.3	12	14.6
07/11/2021	22:00	2	1	8	22	15	7	5	1	0	0	0	0	0	0	0	0	0	0	0	61	37.9	25 to 35	73.8	13	21.3
07/11/2021	23:00	0	0	6	16	9	4	1	0	0	0	0	0	0	0	0	0	0	0	0	36	35	25 to 35	86.1	5	13.9
24 Hr Summary		34	80	387	799	590	238	49	16	3	0	0	0	0	0	0	0	0	0	0	2196	34.8	25 to 35	80.9	306	13.9

Incoming Histogram

Sington Hill Oct-November 2021

from Thu-Oct-21-2021-12-00-PM to Tue-Nov-23-2021-03-59-PM

Date	Starting Hr:min	<15	15 to <20	20 to <25	25 to <30	30 to <35	35 to <40	40 to <45	45 to <50	50 to <55	55 to <60	60 to <65	65 to <70	70 to <75	75 to <80	80 to <85	85 to <90	90 to <95	95 to <100	100 to >105	Total Counts	85pct Speed	10MPH Pace	% in pace	# of Speeders	% Speeders	
08/11/2021	00:00	0	0	1	7	4	3	0	0	0	0	0	0	0	0	0	0	0	0	0	0	15	36.7	30 to 40	93.3	3	20.0
08/11/2021	01:00	0	0	0	5	1	0	0	0	0	0	0	0	0	0	0	0	0	0	0	0	6	30	25 to 35	100.0	*	*
08/11/2021	02:00	0	0	0	3	3	1	1	0	0	0	0	0	0	0	0	0	0	0	0	0	8	40	30 to 40	87.5	2	25.0
08/11/2021	03:00	0	0	0	2	1	0	0	0	0	0	0	0	0	0	0	0	0	0	0	0	3	35	25 to 35	100.0	*	*
08/11/2021	04:00	0	0	1	0	0	0	1	0	0	0	0	0	0	0	0	0	0	0	0	0	2	45	15 to 25	50.0	1	50.0
08/11/2021	05:00	0	1	1	1	0	1	0	0	0	0	0	0	0	0	0	0	0	0	0	0	4	30	20 to 30	75.0	1	25.0
08/11/2021	06:00	0	1	1	3	3	1	0	0	0	0	0	0	0	0	0	0	0	0	0	0	9	35	25 to 35	77.8	1	11.1
08/11/2021	07:00	2	1	9	10	8	4	2	1	0	0	0	0	0	0	0	0	0	0	0	0	37	36.2	25 to 35	73.0	7	18.9
08/11/2021	08:00	11	7	15	32	20	8	0	0	0	0	0	0	0	0	0	0	0	0	0	0	93	33.5	25 to 35	72.0	8	8.6
08/11/2021	09:00	6	5	27	70	40	8	3	0	0	0	0	0	0	0	0	0	0	0	0	0	159	33.4	25 to 35	86.2	11	6.9
08/11/2021	10:00	2	4	20	36	25	9	5	1	0	0	0	0	0	0	0	0	0	0	0	0	102	35	25 to 35	79.4	15	14.7
08/11/2021	11:00	6	8	17	44	39	6	5	1	0	0	0	0	0	0	0	0	0	0	0	0	126	34.1	25 to 35	79.4	12	9.5
08/11/2021	12:00	4	5	17	51	29	12	1	0	0	0	0	0	0	0	0	0	0	0	0	0	119	34.1	25 to 35	81.5	13	10.9
08/11/2021	13:00	3	9	15	58	41	13	2	2	0	0	0	0	0	0	0	0	0	0	0	0	143	34.5	25 to 35	79.7	17	11.9
08/11/2021	14:00	3	7	25	49	44	20	0	0	1	0	0	0	0	0	0	0	0	0	0	0	149	34.9	25 to 35	79.2	21	14.1
08/11/2021	15:00	3	2	30	63	40	9	3	0	0	1	0	0	0	0	0	0	0	0	0	0	151	33.8	25 to 35	88.1	13	8.6
08/11/2021	16:00	3	5	48	120	58	12	0	0	0	0	0	0	0	0	0	0	0	0	0	0	246	32.8	25 to 35	91.9	12	4.9
08/11/2021	17:00	4	10	60	129	61	10	11	1	0	0	0	0	0	0	0	0	0	0	0	0	286	33.3	25 to 35	87.4	22	7.7
08/11/2021	18:00	6	15	75	138	64	17	6	0	1	0	0	0	0	0	0	0	0	0	0	0	322	33.1	25 to 35	86.0	24	7.5
08/11/2021	19:00	3	10	81	117	53	16	1	0	1	0	0	0	0	0	0	0	0	0	0	0	282	32.7	25 to 35	89.0	18	6.4
08/11/2021	20:00	1	5	22	68	50	13	4	0	0	0	0	0	0	0	0	0	0	0	0	0	163	34.3	25 to 35	85.9	17	10.4
08/11/2021	21:00	2	1	23	37	37	10	0	0	1	0	0	0	0	0	0	0	0	0	0	0	111	34.2	25 to 35	87.4	11	9.9
08/11/2021	22:00	1	5	14	29	22	9	0	0	1	0	0	0	0	0	0	0	0	0	0	0	81	34.5	25 to 35	80.2	10	12.3
08/11/2021	23:00	1	2	7	17	17	8	2	1	0	0	0	0	0	0	0	0	0	0	0	0	55	36.9	30 to 40	76.4	11	20.0
24 Hr Summary		61	103	509	1089	660	190	47	7	5	1	0	0	0	0	0	0	0	0	0	2672	33.9	25 to 35	84.5	250	9.4	

Incoming Histogram

Sington Hill Oct-November 2021

from Thu-Oct-21-2021-12-00-PM to Tue-Nov-23-2021-03-59-PM

Date	Starting Hr:min	<15	15 to <20	20 to <25	25 to <30	30 to <35	35 to <40	40 to <45	45 to <50	50 to <55	55 to <60	60 to <65	65 to <70	70 to <75	75 to <80	80 to <85	85 to <90	90 to <95	95 to <100	100 to >105	Total Counts	85pct Speed	10MPH Pace	% in pace	# of Speeders	% Speeders
09/11/2021	00:00	0	0	2	7	7	5	1	0	0	0	0	0	0	0	0	0	0	0	0	22	38	30 to 40	86.4	6	27.3
09/11/2021	01:00	0	0	1	0	4	1	1	0	0	0	0	0	0	0	0	0	0	0	0	7	40	35 to 45	85.7	2	28.6
09/11/2021	02:00	0	0	1	2	1	2	0	0	0	0	0	0	0	0	0	0	0	0	0	6	37.5	30 to 40	83.3	2	33.3
09/11/2021	03:00	0	0	0	1	2	1	0	0	0	0	0	0	0	0	0	0	0	0	0	4	35	30 to 40	100.0	1	25.0
09/11/2021	04:00	0	0	0	2	1	1	1	0	0	0	0	0	0	0	0	0	0	0	0	5	40	30 to 40	80.0	2	40.0
09/11/2021	05:00	0	0	0	0	1	0	2	0	0	0	0	0	0	0	0	0	0	0	0	3	45	35 to 45	100.0	2	66.7
09/11/2021	06:00	1	0	0	3	2	1	0	1	0	0	0	0	0	0	0	0	0	0	0	8	40	30 to 40	75.0	2	25.0
09/11/2021	07:00	5	4	6	7	8	3	1	0	0	0	0	0	0	0	0	0	0	0	0	34	34.4	25 to 35	61.8	4	11.8
09/11/2021	08:00	7	6	23	31	23	3	1	1	0	0	0	0	0	0	0	0	0	0	0	95	33	25 to 35	81.1	5	5.3
09/11/2021	09:00	1	8	33	73	28	13	2	0	0	0	0	0	0	0	0	0	0	0	0	158	33.4	25 to 35	84.8	15	9.5
09/11/2021	10:00	11	8	25	55	23	7	3	0	0	0	0	0	0	0	0	0	0	0	0	132	32.8	25 to 35	78.0	10	7.6
09/11/2021	11:00	4	6	21	31	26	8	1	2	0	0	0	0	0	0	0	0	0	0	0	99	34.2	25 to 35	78.8	11	11.1
09/11/2021	12:00	1	10	27	50	29	8	1	0	0	0	0	0	0	0	0	0	0	0	0	126	33.3	25 to 35	84.1	9	7.1
09/11/2021	13:00	3	5	33	53	37	14	3	0	0	0	0	0	0	0	0	0	0	0	0	148	34.3	25 to 35	83.1	17	11.5
09/11/2021	14:00	2	3	30	56	47	12	2	0	0	0	0	0	0	0	0	0	0	0	0	152	34	25 to 35	87.5	14	9.2
09/11/2021	15:00	3	8	26	44	46	14	0	0	0	0	0	0	0	0	0	0	0	0	0	141	34.2	25 to 35	82.3	14	9.9
09/11/2021	16:00	1	3	44	118	72	18	3	0	0	0	0	0	0	0	0	0	0	0	0	259	33.8	25 to 35	90.3	21	8.1
09/11/2021	17:00	6	19	62	120	66	15	1	0	0	0	0	0	0	0	0	0	0	0	0	289	33	25 to 35	85.8	16	5.5
09/11/2021	18:00	5	18	74	163	55	18	2	1	0	0	0	0	0	0	0	0	0	0	0	336	32.4	25 to 35	86.9	21	6.3
09/11/2021	19:00	3	11	51	134	68	15	4	0	0	0	0	0	0	0	0	0	0	0	0	286	33.2	25 to 35	88.5	19	6.6
09/11/2021	20:00	6	4	40	78	30	11	2	1	0	0	0	0	0	0	0	0	0	0	0	172	33	25 to 35	86.0	14	8.1
09/11/2021	21:00	0	3	24	60	36	8	0	0	0	0	0	0	0	0	0	0	0	0	0	131	33.3	25 to 35	91.6	8	6.1
09/11/2021	22:00	1	2	20	31	21	5	1	1	0	0	0	0	0	0	0	0	0	0	0	82	33.8	25 to 35	87.8	7	8.5
09/11/2021	23:00	2	3	16	20	11	8	1	0	0	0	0	0	0	0	0	0	0	0	0	61	35	25 to 35	77.0	9	14.8
24 Hr Summary		62	121	559	1139	644	191	33	7	0	0	0	0	0	0	0	0	0	0	0	2756	33.6	25 to 35	85.0	231	8.4

Incoming Histogram

Sington Hill Oct-November 2021

from Thu-Oct-21-2021-12-00-PM to Tue-Nov-23-2021-03-59-PM

Date	Starting Hr:min	<15	15 to <20	20 to <25	25 to <30	30 to <35	35 to <40	40 to <45	45 to <50	50 to <55	55 to <60	60 to <65	65 to <70	70 to <75	75 to <80	80 to <85	85 to <90	90 to <95	95 to <100	100 to >105	Total Counts	85pct Speed	10MPH Pace	% in pace	# of Speeders	% Speeders
10/11/2021	00:00	0	0	5	9	12	5	0	0	0	0	0	0	0	0	0	0	0	0	0	31	35	25 to 35	83.9	5	16.1
10/11/2021	01:00	1	1	4	6	5	0	0	0	0	0	0	0	0	0	0	0	0	0	0	17	32	25 to 35	88.2	*	*
10/11/2021	02:00	0	1	1	1	3	0	0	0	0	0	0	0	0	0	0	0	0	0	0	6	33.3	25 to 35	83.3	*	*
10/11/2021	03:00	0	0	0	1	2	0	1	0	0	0	0	0	0	0	0	0	0	0	0	4	35	25 to 35	75.0	1	25.0
10/11/2021	04:00	0	0	2	2	1	1	0	0	0	0	0	0	0	0	0	0	0	0	0	6	35	25 to 35	83.3	1	16.7
10/11/2021	05:00	0	0	0	1	0	0	0	0	0	0	0	0	0	0	0	0	0	0	0	1	30	20 to 30	100.0	*	*
10/11/2021	06:00	2	2	0	4	3	1	0	0	0	0	0	0	0	0	0	0	0	0	0	12	33.3	30 to 40	66.7	1	8.3
10/11/2021	07:00	4	4	5	8	8	2	0	0	0	0	0	0	0	0	0	0	0	0	0	31	33.1	25 to 35	67.7	2	6.5
10/11/2021	08:00	7	8	16	28	19	5	2	0	0	0	0	0	0	0	0	0	0	0	0	85	33.4	25 to 35	74.1	7	8.2
10/11/2021	09:00	6	8	31	57	39	9	1	0	0	0	0	0	0	0	0	0	0	0	0	151	33.3	25 to 35	84.1	10	6.6
10/11/2021	10:00	2	3	25	45	25	6	1	0	0	0	0	0	0	0	0	0	0	0	0	107	33.2	25 to 35	88.8	7	6.5
10/11/2021	11:00	6	7	31	47	16	4	0	0	0	0	0	0	0	0	0	0	0	0	0	111	30.9	25 to 35	84.7	4	3.6
10/11/2021	12:00	1	7	23	53	27	10	2	0	0	0	0	0	0	0	0	0	0	0	0	123	33.9	25 to 35	83.7	12	9.8
10/11/2021	13:00	0	12	14	64	43	5	6	0	0	0	0	0	0	0	0	0	0	0	0	144	33.7	25 to 35	84.0	11	7.6
10/11/2021	14:00	4	3	29	59	43	9	0	0	0	0	0	0	0	0	0	0	0	0	0	147	33.5	25 to 35	89.1	9	6.1
10/11/2021	15:00	4	9	33	60	41	10	1	0	0	0	0	0	0	0	0	0	0	0	0	158	33.4	25 to 35	84.8	11	7.0
10/11/2021	16:00	6	10	79	127	62	15	0	1	0	0	0	0	0	0	0	0	0	0	0	300	32.7	25 to 35	89.3	16	5.3
10/11/2021	17:00	8	14	63	125	50	15	0	0	0	0	0	0	0	0	0	0	0	0	0	275	32.4	25 to 35	86.5	15	5.5
10/11/2021	18:00	8	17	87	181	73	12	3	0	0	0	0	0	0	0	0	0	0	0	0	381	32.1	25 to 35	89.5	15	3.9
10/11/2021	19:00	5	17	82	126	58	11	3	0	0	0	0	0	0	0	0	0	0	0	0	302	32.3	25 to 35	88.1	14	4.6
10/11/2021	20:00	2	7	46	81	51	11	3	0	0	0	0	0	0	0	0	0	0	0	0	201	33.4	25 to 35	88.6	14	7.0
10/11/2021	21:00	0	3	27	65	32	11	3	0	0	0	0	0	0	0	0	0	0	0	0	141	33.9	25 to 35	87.9	14	9.9
10/11/2021	22:00	0	3	14	33	18	5	3	2	1	0	0	0	0	0	0	0	0	0	0	79	34.7	25 to 35	82.3	11	13.9
10/11/2021	23:00	3	1	14	24	20	9	1	1	0	0	0	0	0	0	0	0	0	0	0	73	35	25 to 35	79.5	11	15.1
24 Hr Summary		69	137	631	1207	651	156	30	4	1	0	0	0	0	0	0	0	0	0	0	2886	33.1	25 to 35	86.2	191	6.6

Incoming Histogram

Sington Hill Oct-November 2021

from Thu-Oct-21-2021-12-00-PM to Tue-Nov-23-2021-03-59-PM

Date	Starting Hr:min	<15	15 to <20	20 to <25	25 to <30	30 to <35	35 to <40	40 to <45	45 to <50	50 to <55	55 to <60	60 to <65	65 to <70	70 to <75	75 to <80	80 to <85	85 to <90	90 to <95	95 to <100	100 to >105	Total Counts	85pct Speed	10MPH Pace	% in pace	# of Speeders	% Speeders	
11/11/2021	00:00	0	0	4	6	14	4	2	0	0	0	0	0	0	0	0	0	0	0	0	30	37.5	25 to 35	80.0	6	20.0	
11/11/2021	01:00	1	0	1	6	1	2	0	1	0	0	0	0	0	0	0	0	0	0	0	12	37.5	30 to 40	75.0	3	25.0	
11/11/2021	02:00	0	0	1	1	1	1	0	0	1	0	0	0	0	0	0	0	0	0	0	5	40	25 to 35	60.0	2	40.0	
11/11/2021	03:00	0	1	0	2	0	0	0	1	0	0	0	0	0	0	0	0	0	0	0	4	30	20 to 30	75.0	1	25.0	
11/11/2021	04:00	0	0	0	1	1	0	0	0	0	0	0	0	0	0	0	0	0	0	0	2	35	25 to 35	100.0	*	*	
11/11/2021	05:00	0	0	0	0	0	0	0	0	0	0	0	0	0	0	0	0	0	0	0	0	0	0	*	*	*	*
11/11/2021	06:00	0	1	2	3	4	1	0	0	0	0	0	0	0	0	0	0	0	0	0	11	33.8	25 to 35	81.8	1	9.1	
11/11/2021	07:00	3	3	6	12	7	6	0	0	0	0	0	0	0	0	0	0	0	0	0	37	35	25 to 35	67.6	6	16.2	
11/11/2021	08:00	4	10	11	45	16	8	3	0	0	0	0	0	0	0	0	0	0	0	0	97	33.8	25 to 35	74.2	11	11.3	
11/11/2021	09:00	7	16	37	66	30	9	0	0	0	0	0	0	0	0	0	0	0	0	0	165	32.3	25 to 35	80.6	9	5.5	
11/11/2021	10:00	4	7	24	58	33	11	1	0	0	0	0	0	0	0	0	0	0	0	0	138	33.6	25 to 35	83.3	12	8.7	
11/11/2021	11:00	4	9	22	48	37	2	1	2	0	0	0	0	0	0	0	0	0	0	0	125	33.1	25 to 35	85.6	5	4.0	
11/11/2021	12:00	3	5	28	50	33	12	2	0	0	0	0	0	0	0	0	0	0	0	0	133	34.1	25 to 35	83.5	14	10.5	
11/11/2021	13:00	3	10	34	61	30	9	0	2	0	0	0	0	0	0	0	0	0	0	0	149	33.2	25 to 35	83.9	11	7.4	
11/11/2021	14:00	4	7	26	63	30	5	3	0	0	0	0	0	0	0	0	0	0	0	0	138	32.8	25 to 35	86.2	8	5.8	
11/11/2021	15:00	2	3	43	57	46	14	2	0	0	0	0	0	0	0	0	0	0	0	0	167	34	25 to 35	87.4	16	9.6	
11/11/2021	16:00	2	7	31	126	72	21	5	0	0	0	0	0	0	0	0	0	0	0	0	264	34	25 to 35	86.7	26	9.8	
11/11/2021	17:00	4	8	77	145	64	17	2	2	0	0	0	0	0	0	0	0	0	0	0	319	32.9	25 to 35	89.7	21	6.6	
11/11/2021	18:00	4	23	91	163	62	11	1	1	0	0	0	0	0	0	0	0	0	0	0	356	31.8	25 to 35	88.8	13	3.7	
11/11/2021	19:00	4	15	64	113	51	9	4	1	0	0	0	0	0	0	0	0	0	0	0	261	32.5	25 to 35	87.4	14	5.4	
11/11/2021	20:00	2	7	45	72	41	13	4	3	0	0	0	0	0	0	0	0	0	0	0	187	34	25 to 35	84.5	20	10.7	
11/11/2021	21:00	1	5	31	54	29	15	0	2	0	0	0	0	0	0	0	0	0	0	0	137	34.3	25 to 35	83.2	17	12.4	
11/11/2021	22:00	0	1	14	20	23	4	1	0	1	0	0	0	0	0	0	0	0	0	0	64	34.1	25 to 35	89.1	6	9.4	
11/11/2021	23:00	3	1	12	31	12	7	3	2	1	0	1	0	0	0	0	0	0	0	0	73	37.1	25 to 35	75.3	14	19.2	
24 Hr Summary		55	139	604	1203	637	181	34	17	3	0	1	0	0	0	0	0	0	0	0	2874	33.5	25 to 35	85.0	236	8.2	

Incoming Histogram

Sington Hill Oct-November 2021

from Thu-Oct-21-2021-12-00-PM to Tue-Nov-23-2021-03-59-PM

Date	Starting Hr:min	<15	15 to <20	20 to <25	25 to <30	30 to <35	35 to <40	40 to <45	45 to <50	50 to <55	55 to <60	60 to <65	65 to <70	70 to <75	75 to <80	80 to <85	85 to <90	90 to <95	95 to <100	100 to >105	Total Counts	85pct Speed	10MPH Pace	% in pace	# of Speeders	% Speeders	
12/11/2021	00:00	1	1	4	7	5	4	1	0	0	1	0	0	0	0	0	0	0	0	0	0	24	37.5	25 to 35	66.7	6	25.0
12/11/2021	01:00	1	0	1	6	10	2	0	0	0	0	0	0	0	0	0	0	0	0	0	0	20	34.5	30 to 40	90.0	2	10.0
12/11/2021	02:00	1	2	1	2	2	0	2	0	0	0	0	0	0	0	0	0	0	0	0	0	10	35	20 to 30	50.0	2	20.0
12/11/2021	03:00	0	0	1	0	0	0	1	0	0	0	0	0	0	0	0	0	0	0	0	0	2	45	15 to 25	50.0	1	50.0
12/11/2021	04:00	0	0	1	4	2	0	0	0	0	0	0	0	0	0	0	0	0	0	0	0	7	32.5	25 to 35	100.0	*	*
12/11/2021	05:00	0	0	3	1	0	0	0	0	0	0	0	0	0	0	0	0	0	0	0	0	4	25	20 to 30	100.0	*	*
12/11/2021	06:00	0	2	0	4	5	1	1	0	0	0	0	0	0	0	0	0	0	0	0	0	13	35	30 to 40	76.9	2	15.4
12/11/2021	07:00	3	5	5	9	5	4	0	0	0	0	0	0	0	0	0	0	0	0	0	0	31	34	20 to 30	61.3	4	12.9
12/11/2021	08:00	6	6	17	35	19	4	2	0	0	0	0	0	0	0	0	0	0	0	0	0	89	33.2	25 to 35	79.8	6	6.7
12/11/2021	09:00	5	7	31	76	64	8	1	0	0	0	0	0	0	0	0	0	0	0	0	0	192	33.4	25 to 35	89.1	9	4.7
12/11/2021	10:00	6	6	28	54	36	9	2	0	0	0	0	0	0	0	0	0	0	0	0	0	141	33.6	25 to 35	83.7	11	7.8
12/11/2021	11:00	2	13	35	31	28	8	1	0	0	0	0	0	0	0	0	0	0	0	0	0	118	33.4	25 to 35	79.7	9	7.6
12/11/2021	12:00	5	9	30	67	43	9	3	0	0	0	0	0	0	0	0	0	0	0	0	0	166	33.5	25 to 35	84.3	12	7.2
12/11/2021	13:00	4	5	33	53	54	14	3	1	0	0	0	0	0	0	0	0	0	0	0	0	167	34.4	25 to 35	83.8	18	10.8
12/11/2021	14:00	5	7	25	59	55	10	4	2	0	0	0	0	0	0	0	0	0	0	0	0	167	34.2	25 to 35	83.2	16	9.6
12/11/2021	15:00	4	10	34	94	34	9	5	0	0	0	0	0	0	0	0	0	0	0	0	0	190	32.9	25 to 35	85.3	14	7.4
12/11/2021	16:00	3	9	49	131	54	10	3	0	0	0	0	0	0	0	0	0	0	0	0	0	259	32.6	25 to 35	90.3	13	5.0
12/11/2021	17:00	4	10	76	143	75	20	2	0	1	0	0	0	0	0	0	0	0	0	0	0	331	33.2	25 to 35	88.8	23	6.9
12/11/2021	18:00	5	23	125	157	56	11	4	2	0	0	0	0	0	0	0	0	0	0	0	0	383	31.4	25 to 35	88.3	17	4.4
12/11/2021	19:00	2	3	72	111	56	10	2	0	2	0	0	0	0	0	0	0	0	0	0	0	258	32.8	25 to 35	92.6	14	5.4
12/11/2021	20:00	2	7	51	101	50	15	0	0	0	0	0	0	0	0	0	0	0	0	0	0	226	33.1	25 to 35	89.4	15	6.6
12/11/2021	21:00	1	3	31	65	31	5	1	0	0	0	0	0	0	0	0	0	0	0	0	0	137	32.6	25 to 35	92.7	6	4.4
12/11/2021	22:00	0	7	15	25	17	8	2	1	1	0	0	0	0	0	0	0	0	0	0	0	76	35.6	25 to 35	75.0	12	15.8
12/11/2021	23:00	1	1	13	32	17	6	5	0	0	0	0	0	0	0	0	0	0	0	0	0	75	35	25 to 35	82.7	11	14.7
24 Hr Summary		61	136	681	1267	718	167	45	6	4	1	0	0	0	0	0	0	0	0	0	0	3086	33.3	25 to 35	86.4	223	7.2

Incoming Histogram

Sington Hill Oct-November 2021

from Thu-Oct-21-2021-12-00-PM to Tue-Nov-23-2021-03-59-PM

Date	Starting Hr:min	<15	15 to <20	20 to <25	25 to <30	30 to <35	35 to <40	40 to <45	45 to <50	50 to <55	55 to <60	60 to <65	65 to <70	70 to <75	75 to <80	80 to <85	85 to <90	90 to <95	95 to <100	100 to >105	Total Counts	85pct Speed	10MPH Pace	% in pace	# of Speeders	% Speeders
13/11/2021	00:00	0	1	11	11	18	3	5	1	0	0	0	0	0	0	0	0	0	0	0	50	36.7	25 to 35	80.0	9	18.0
13/11/2021	01:00	0	1	4	20	10	2	2	0	0	1	0	0	0	0	0	0	0	0	0	40	34.5	25 to 35	85.0	5	12.5
13/11/2021	02:00	0	0	2	7	5	1	0	0	0	0	0	0	0	0	0	0	0	0	0	15	34	25 to 35	93.3	1	6.7
13/11/2021	03:00	0	0	3	2	3	0	0	0	0	0	0	0	0	0	0	0	0	0	0	8	33.3	25 to 35	100.0	*	*
13/11/2021	04:00	0	0	1	4	2	1	0	0	0	0	0	0	0	0	0	0	0	0	0	8	35	25 to 35	87.5	1	12.5
13/11/2021	05:00	0	0	0	1	1	0	0	0	0	0	0	0	0	0	0	0	0	0	0	2	35	25 to 35	100.0	*	*
13/11/2021	06:00	0	0	2	2	2	0	0	0	0	0	0	0	0	0	0	0	0	0	0	6	32.5	25 to 35	100.0	*	*
13/11/2021	07:00	1	2	4	8	6	4	1	0	0	0	0	0	0	0	0	0	0	0	0	26	36.2	25 to 35	69.2	5	19.2
13/11/2021	08:00	2	0	5	10	12	6	2	0	0	0	0	0	0	0	0	0	0	0	0	37	36.7	30 to 40	75.7	8	21.6
13/11/2021	09:00	3	1	8	31	21	17	1	0	0	0	0	0	0	0	0	0	0	0	0	82	36.8	30 to 40	84.1	18	22.0
13/11/2021	10:00	6	5	19	47	29	12	4	1	0	0	0	0	0	0	0	0	0	0	0	123	34.8	25 to 35	77.2	17	13.8
13/11/2021	11:00	4	4	39	71	39	18	5	0	0	0	0	0	0	0	0	0	0	0	0	180	34.5	25 to 35	82.8	23	12.8
13/11/2021	12:00	2	6	40	70	47	14	5	2	0	0	0	0	0	0	0	0	0	0	0	186	34.3	25 to 35	84.4	21	11.3
13/11/2021	13:00	2	5	40	90	47	21	3	1	0	1	0	0	0	0	0	0	0	0	0	210	34.4	25 to 35	84.3	26	12.4
13/11/2021	14:00	3	12	40	80	54	13	2	0	1	0	0	0	0	0	0	0	0	0	0	205	33.6	25 to 35	84.9	16	7.8
13/11/2021	15:00	2	7	33	73	33	24	6	1	1	0	0	0	0	0	0	0	0	0	0	180	36	25 to 35	77.2	32	17.8
13/11/2021	16:00	3	11	33	85	48	16	2	1	0	0	0	0	0	0	0	0	0	0	0	199	33.9	25 to 35	83.4	19	9.5
13/11/2021	17:00	4	10	45	102	55	7	4	1	0	0	0	0	0	0	0	0	0	0	0	228	33	25 to 35	88.6	12	5.3
13/11/2021	18:00	6	11	53	86	46	13	2	1	0	1	0	0	0	0	0	0	0	0	0	219	33.3	25 to 35	84.5	17	7.8
13/11/2021	19:00	1	2	35	78	41	8	4	0	0	0	0	0	0	0	0	0	0	0	0	169	33.4	25 to 35	91.1	12	7.1
13/11/2021	20:00	0	4	34	47	32	10	3	0	0	0	0	0	0	0	0	0	0	0	0	130	33.9	25 to 35	86.9	13	10.0
13/11/2021	21:00	0	3	23	55	24	12	4	0	0	0	0	0	0	0	0	0	0	0	0	121	34.6	25 to 35	84.3	16	13.2
13/11/2021	22:00	0	3	13	38	25	5	0	0	0	0	0	0	0	0	0	0	0	0	0	84	33.4	25 to 35	90.5	5	6.0
13/11/2021	23:00	0	3	17	28	23	4	2	0	0	0	0	0	0	0	0	0	0	0	0	77	33.7	25 to 35	88.3	6	7.8
24 Hr Summary		39	91	504	1046	623	211	57	9	2	3	0	0	0	0	0	0	0	0	0	2585	34.1	25 to 35	84.1	282	10.9

Incoming Histogram

Sington Hill Oct-November 2021

from Thu-Oct-21-2021-12-00-PM to Tue-Nov-23-2021-03-59-PM

Date	Starting Hr:min	<15	15 to <20	20 to <25	25 to <30	30 to <35	35 to <40	40 to <45	45 to <50	50 to <55	55 to <60	60 to <65	65 to <70	70 to <75	75 to <80	80 to <85	85 to <90	90 to <95	95 to <100	100 to >105	Total Counts	85pct Speed	10MPH Pace	% in pace	# of Speeders	% Speeders
14/11/2021	00:00	1	0	10	18	14	6	1	0	0	0	0	0	0	0	0	0	0	0	0	50	34.6	25 to 35	84.0	7	14.0
14/11/2021	01:00	0	1	2	15	9	5	0	0	0	0	0	0	0	0	0	0	0	0	0	32	35	30 to 40	90.6	5	15.6
14/11/2021	02:00	0	0	1	9	4	1	2	0	0	0	0	0	0	0	0	0	0	0	0	17	35	25 to 35	82.4	3	17.6
14/11/2021	03:00	0	0	1	1	7	0	1	0	0	0	0	0	0	0	0	0	0	0	0	10	34.3	25 to 35	90.0	1	10.0
14/11/2021	04:00	0	0	1	1	3	0	0	0	0	0	0	0	0	0	0	0	0	0	0	5	33.3	25 to 35	100.0	*	*
14/11/2021	05:00	0	0	0	0	2	1	2	0	0	0	0	0	0	0	0	0	0	0	0	5	42.5	35 to 45	100.0	3	60.0
14/11/2021	06:00	0	0	0	0	0	4	0	0	0	0	0	0	0	0	0	0	0	0	0	4	38.8	30 to 40	100.0	4	100.0
14/11/2021	07:00	0	1	2	2	2	0	0	0	0	0	0	0	0	0	0	0	0	0	0	7	32.5	25 to 35	85.7	*	*
14/11/2021	08:00	0	0	6	4	3	0	0	1	0	0	0	0	0	0	0	0	0	0	0	14	33.3	25 to 35	92.9	1	7.1
14/11/2021	09:00	4	4	11	10	13	4	1	0	0	0	0	0	0	0	0	0	0	0	0	47	34.2	25 to 35	72.3	5	10.6
14/11/2021	10:00	1	1	10	21	33	10	6	0	0	0	0	0	0	0	0	0	0	0	0	82	37	25 to 35	78.0	16	19.5
14/11/2021	11:00	1	2	17	33	45	14	9	0	0	0	0	0	0	0	0	0	0	0	0	121	36.8	25 to 35	78.5	23	19.0
14/11/2021	12:00	3	3	15	70	56	14	4	0	0	0	0	0	0	0	0	0	0	0	0	165	34.4	25 to 35	85.5	18	10.9
14/11/2021	13:00	2	3	17	67	47	28	8	2	0	0	0	0	0	0	0	0	0	0	0	174	37.1	30 to 40	81.6	38	21.8
14/11/2021	14:00	4	7	20	67	61	17	4	1	0	0	0	0	0	0	0	0	0	0	0	181	34.6	25 to 35	81.8	22	12.2
14/11/2021	15:00	2	7	37	81	45	8	3	1	0	0	0	0	0	0	0	0	0	0	0	184	33.2	25 to 35	88.6	12	6.5
14/11/2021	16:00	11	4	29	94	65	22	6	0	1	0	0	0	0	0	0	0	0	0	0	232	34.5	25 to 35	81.0	29	12.5
14/11/2021	17:00	2	3	34	84	56	12	1	3	0	0	0	0	0	0	0	0	0	0	0	195	33.8	25 to 35	89.2	16	8.2
14/11/2021	18:00	2	4	38	76	45	9	2	1	0	0	0	0	0	0	0	0	0	0	0	177	33.3	25 to 35	89.8	12	6.8
14/11/2021	19:00	2	3	32	53	36	17	1	1	0	0	0	0	0	0	0	0	0	0	0	145	34.6	25 to 35	83.4	19	13.1
14/11/2021	20:00	1	2	18	42	27	11	2	1	0	0	0	0	0	0	0	0	0	0	0	104	34.6	25 to 35	83.7	14	13.5
14/11/2021	21:00	0	1	15	21	15	6	1	0	0	0	0	0	0	0	0	0	0	0	0	59	34.3	25 to 35	86.4	7	11.9
14/11/2021	22:00	0	0	6	19	15	2	5	0	0	1	0	0	0	0	0	0	0	0	0	48	37.5	25 to 35	83.3	8	16.7
14/11/2021	23:00	0	0	2	11	13	6	1	0	0	0	0	0	0	0	0	0	0	0	0	33	36.7	30 to 40	90.9	7	21.2
24 Hr Summary		36	46	324	799	616	197	60	11	1	1	0	0	0	0	0	0	0	0	0	2091	34.6	25 to 35	83.2	270	12.9

Incoming Histogram

Sington Hill Oct-November 2021

from Thu-Oct-21-2021-12-00-PM to Tue-Nov-23-2021-03-59-PM

Date	Starting Hr:min	<15	15 to <20	20 to <25	25 to <30	30 to <35	35 to <40	40 to <45	45 to <50	50 to <55	55 to <60	60 to <65	65 to <70	70 to <75	75 to <80	80 to <85	85 to <90	90 to <95	95 to <100	100 to >105	Total Counts	85pct Speed	10MPH Pace	% in pace	# of Speeders	% Speeders
15/11/2021	00:00	1	1	1	3	2	3	2	0	0	0	0	0	0	0	0	0	0	0	0	13	40	30 to 40	61.5	5	38.5
15/11/2021	01:00	0	0	0	1	3	1	0	0	0	0	0	0	0	0	0	0	0	0	0	5	35	30 to 40	100.0	1	20.0
15/11/2021	02:00	0	0	0	1	2	0	0	0	0	0	0	0	0	0	0	0	0	0	0	3	35	25 to 35	100.0	*	*
15/11/2021	03:00	0	0	0	1	2	0	1	0	0	0	0	0	0	0	0	0	0	0	0	4	35	25 to 35	75.0	1	25.0
15/11/2021	04:00	0	0	1	1	0	0	0	0	0	0	0	0	0	0	0	0	0	0	0	2	30	20 to 30	100.0	*	*
15/11/2021	05:00	0	1	0	0	0	0	1	0	0	0	0	0	0	0	0	0	0	0	0	2	45	10 to 20	50.0	1	50.0
15/11/2021	06:00	0	1	0	2	2	1	2	0	0	0	0	0	0	0	0	0	0	0	0	8	42.5	30 to 40	62.5	3	37.5
15/11/2021	07:00	1	2	4	14	6	3	3	0	0	0	0	0	0	0	0	0	0	0	0	33	36.7	25 to 35	72.7	6	18.2
15/11/2021	08:00	6	9	21	32	20	5	3	0	1	0	0	0	0	0	0	0	0	0	0	97	33.5	25 to 35	75.3	9	9.3
15/11/2021	09:00	3	27	50	61	25	7	1	0	0	0	0	0	0	0	0	0	0	0	0	174	31.4	20 to 30	79.3	8	4.6
15/11/2021	10:00	3	6	29	47	26	5	1	0	0	0	0	0	0	0	0	0	0	0	0	117	32.7	25 to 35	87.2	6	5.1
15/11/2021	11:00	8	5	23	45	26	11	2	0	0	0	0	0	0	0	0	0	0	0	0	120	34	25 to 35	78.3	13	10.8
15/11/2021	12:00	1	5	30	45	37	10	1	1	0	0	0	0	0	0	0	0	0	0	0	130	33.9	25 to 35	86.2	12	9.2
15/11/2021	13:00	3	6	37	50	23	9	2	1	0	0	0	0	0	0	0	0	0	0	0	131	33.3	25 to 35	84.0	12	9.2
15/11/2021	14:00	2	4	34	56	34	8	5	0	0	0	0	0	0	0	0	0	0	0	0	143	33.8	25 to 35	86.7	13	9.1
15/11/2021	15:00	5	15	43	55	41	10	2	0	0	1	0	0	0	0	0	0	0	0	0	172	33.4	25 to 35	80.8	13	7.6
15/11/2021	16:00	6	14	60	94	58	16	4	0	0	0	0	0	0	0	0	0	0	0	0	252	33.4	25 to 35	84.1	20	7.9
15/11/2021	17:00	6	19	91	146	58	15	0	0	0	0	0	0	0	0	0	0	0	0	0	335	32	25 to 35	88.1	15	4.5
15/11/2021	18:00	3	23	93	138	63	16	2	0	0	0	0	0	0	0	0	0	0	0	0	338	32.4	25 to 35	87.0	18	5.3
15/11/2021	19:00	3	9	72	109	49	18	6	1	0	0	0	0	0	0	0	0	0	0	0	267	33.5	25 to 35	86.1	25	9.4
15/11/2021	20:00	1	7	18	67	37	5	3	0	0	0	0	0	0	0	0	0	0	0	0	138	33.2	25 to 35	88.4	8	5.8
15/11/2021	21:00	0	4	22	47	25	8	3	0	0	0	0	0	0	0	0	0	0	0	0	109	34	25 to 35	86.2	11	10.1
15/11/2021	22:00	0	5	17	37	22	12	0	0	0	0	0	0	0	0	0	0	0	0	0	93	34.5	25 to 35	81.7	12	12.9
15/11/2021	23:00	1	0	7	6	9	4	3	2	0	0	0	0	0	0	0	0	0	0	0	32	40	25 to 35	68.8	9	28.1
24 Hr Summary		53	163	653	1058	570	167	47	5	1	1	0	0	0	0	0	0	0	0	0	2718	33.4	25 to 35	83.9	221	8.1

Incoming Histogram

Sington Hill Oct-November 2021

from Thu-Oct-21-2021-12-00-PM to Tue-Nov-23-2021-03-59-PM

Date	Starting Hr:min	<15	15 to <20	20 to <25	25 to <30	30 to <35	35 to <40	40 to <45	45 to <50	50 to <55	55 to <60	60 to <65	65 to <70	70 to <75	75 to <80	80 to <85	85 to <90	90 to <95	95 to <100	100 to >105	Total Counts	85pct Speed	10MPH Pace	% in pace	# of Speeders	% Speeders	
16/11/2021	00:00	1	1	0	2	3	0	2	0	0	0	0	0	0	0	0	0	0	0	0	9	42.5	25 to 35	55.6	2	22.2	
16/11/2021	01:00	0	0	2	3	5	1	1	1	0	0	0	0	0	0	0	0	0	0	0	13	40	25 to 35	76.9	3	23.1	
16/11/2021	02:00	0	0	1	0	1	1	0	0	0	0	0	0	0	0	0	0	0	0	0	3	40	25 to 35	66.7	1	33.3	
16/11/2021	03:00	0	0	0	0	1	0	0	0	0	0	0	0	0	0	0	0	0	0	0	1	35	25 to 35	100.0	*	*	
16/11/2021	04:00	0	0	1	0	0	0	1	0	0	0	0	0	0	0	0	0	0	0	0	2	45	15 to 25	50.0	1	50.0	
16/11/2021	05:00	0	0	0	0	0	1	0	0	0	0	0	0	0	0	0	0	0	0	0	1	40	30 to 40	100.0	1	100.0	
16/11/2021	06:00	2	1	2	0	3	2	0	0	0	0	0	0	0	0	0	0	0	0	0	10	35	25 to 35	50.0	2	20.0	
16/11/2021	07:00	7	6	5	12	7	2	0	0	0	0	0	0	0	0	0	0	0	0	0	39	32.1	25 to 35	61.5	2	5.1	
16/11/2021	08:00	5	9	20	26	14	6	3	1	0	0	0	0	0	0	0	0	0	0	0	84	33.9	25 to 35	71.4	10	11.9	
16/11/2021	09:00	2	12	44	64	34	9	1	0	0	0	0	0	0	0	0	0	0	0	0	166	32.8	25 to 35	85.5	10	6.0	
16/11/2021	10:00	6	17	27	45	24	7	1	0	0	0	0	0	0	0	0	0	0	0	0	127	32.7	25 to 35	75.6	8	6.3	
16/11/2021	11:00	3	7	24	46	19	5	3	1	0	0	0	0	0	0	0	0	0	0	0	108	33.2	25 to 35	82.4	9	8.3	
16/11/2021	12:00	1	7	15	52	29	14	0	0	0	0	0	0	0	0	0	0	0	0	0	118	34.3	25 to 35	81.4	14	11.9	
16/11/2021	13:00	9	6	27	50	33	13	4	0	0	0	0	0	0	0	0	0	0	0	0	142	34.4	25 to 35	77.5	17	12.0	
16/11/2021	14:00	7	6	28	48	35	8	4	0	0	0	0	0	0	0	0	0	0	0	0	136	33.9	25 to 35	81.6	12	8.8	
16/11/2021	15:00	1	7	31	58	49	12	0	0	0	0	0	0	0	0	0	0	0	0	0	158	33.8	25 to 35	87.3	12	7.6	
16/11/2021	16:00	1	5	12	14	5	2	0	0	0	0	0	0	0	0	0	0	0	0	0	39	31	20 to 30	79.5	2	5.1	
16/11/2021	17:00	*	*	*	*	*	*	*	*	*	*	*	*	*	*	*	*	*	*	*	*	*	*	*	*	*	*
16/11/2021	18:00	*	*	*	*	*	*	*	*	*	*	*	*	*	*	*	*	*	*	*	*	*	*	*	*	*	*
16/11/2021	19:00	*	*	*	*	*	*	*	*	*	*	*	*	*	*	*	*	*	*	*	*	*	*	*	*	*	*
16/11/2021	20:00	*	*	*	*	*	*	*	*	*	*	*	*	*	*	*	*	*	*	*	*	*	*	*	*	*	*
16/11/2021	21:00	*	*	*	*	*	*	*	*	*	*	*	*	*	*	*	*	*	*	*	*	*	*	*	*	*	*
16/11/2021	22:00	*	*	*	*	*	*	*	*	*	*	*	*	*	*	*	*	*	*	*	*	*	*	*	*	*	*
16/11/2021	23:00	*	*	*	*	*	*	*	*	*	*	*	*	*	*	*	*	*	*	*	*	*	*	*	*	*	*
24 Hr Summary		45	84	239	420	262	83	20	3	0	0	0	0	0	0	0	0	0	0	0	1156	33.7	25 to 35	79.7	106	9.2	

Incoming Histogram

Sington Hill Oct-November 2021

from Thu-Oct-21-2021-12-00-PM to Tue-Nov-23-2021-03-59-PM

Date	Starting Hr:min	<15	15 to <20	20 to <25	25 to <30	30 to <35	35 to <40	40 to <45	45 to <50	50 to <55	55 to <60	60 to <65	65 to <70	70 to <75	75 to <80	80 to <85	85 to <90	90 to <95	95 to <100	100 to >105	Total Counts	85pct Speed	10MPH Pace	% in pace	# of Speeders	% Speeders
17/11/2021	00:00	*	*	*	*	*	*	*	*	*	*	*	*	*	*	*	*	*	*	*	*	*	*	*	*	*
17/11/2021	01:00	*	*	*	*	*	*	*	*	*	*	*	*	*	*	*	*	*	*	*	*	*	*	*	*	*
17/11/2021	02:00	*	*	*	*	*	*	*	*	*	*	*	*	*	*	*	*	*	*	*	*	*	*	*	*	*
17/11/2021	03:00	*	*	*	*	*	*	*	*	*	*	*	*	*	*	*	*	*	*	*	*	*	*	*	*	*
17/11/2021	04:00	*	*	*	*	*	*	*	*	*	*	*	*	*	*	*	*	*	*	*	*	*	*	*	*	*
17/11/2021	05:00	*	*	*	*	*	*	*	*	*	*	*	*	*	*	*	*	*	*	*	*	*	*	*	*	*
17/11/2021	06:00	*	*	*	*	*	*	*	*	*	*	*	*	*	*	*	*	*	*	*	*	*	*	*	*	*
17/11/2021	07:00	*	*	*	*	*	*	*	*	*	*	*	*	*	*	*	*	*	*	*	*	*	*	*	*	*
17/11/2021	08:00	*	*	*	*	*	*	*	*	*	*	*	*	*	*	*	*	*	*	*	*	*	*	*	*	*
17/11/2021	09:00	*	*	*	*	*	*	*	*	*	*	*	*	*	*	*	*	*	*	*	*	*	*	*	*	*
17/11/2021	10:00	*	*	*	*	*	*	*	*	*	*	*	*	*	*	*	*	*	*	*	*	*	*	*	*	*
17/11/2021	11:00	*	*	*	*	*	*	*	*	*	*	*	*	*	*	*	*	*	*	*	*	*	*	*	*	*
17/11/2021	12:00	*	*	*	*	*	*	*	*	*	*	*	*	*	*	*	*	*	*	*	*	*	*	*	*	*
17/11/2021	13:00	*	*	*	*	*	*	*	*	*	*	*	*	*	*	*	*	*	*	*	*	*	*	*	*	*
17/11/2021	14:00	*	*	*	*	*	*	*	*	*	*	*	*	*	*	*	*	*	*	*	*	*	*	*	*	*
17/11/2021	15:00	*	*	*	*	*	*	*	*	*	*	*	*	*	*	*	*	*	*	*	*	*	*	*	*	*
17/11/2021	16:00	*	*	*	*	*	*	*	*	*	*	*	*	*	*	*	*	*	*	*	*	*	*	*	*	*
17/11/2021	17:00	*	*	*	*	*	*	*	*	*	*	*	*	*	*	*	*	*	*	*	*	*	*	*	*	*
17/11/2021	18:00	*	*	*	*	*	*	*	*	*	*	*	*	*	*	*	*	*	*	*	*	*	*	*	*	*
17/11/2021	19:00	*	*	*	*	*	*	*	*	*	*	*	*	*	*	*	*	*	*	*	*	*	*	*	*	*
17/11/2021	20:00	*	*	*	*	*	*	*	*	*	*	*	*	*	*	*	*	*	*	*	*	*	*	*	*	*
17/11/2021	21:00	*	*	*	*	*	*	*	*	*	*	*	*	*	*	*	*	*	*	*	*	*	*	*	*	*
17/11/2021	22:00	*	*	*	*	*	*	*	*	*	*	*	*	*	*	*	*	*	*	*	*	*	*	*	*	*
17/11/2021	23:00	*	*	*	*	*	*	*	*	*	*	*	*	*	*	*	*	*	*	*	*	*	*	*	*	*
24 Hr Summary		0	0	0	0	0	0	0	0	0	0	0	0	0	0	0	0	0	0	0	0	0	0	*	*	*

Incoming Histogram

Sington Hill Oct-November 2021

from Thu-Oct-21-2021-12-00-PM to Tue-Nov-23-2021-03-59-PM

Date	Starting Hr:min	<15	15 to <20	20 to <25	25 to <30	30 to <35	35 to <40	40 to <45	45 to <50	50 to <55	55 to <60	60 to <65	65 to <70	70 to <75	75 to <80	80 to <85	85 to <90	90 to <95	95 to <100	100 to >105	Total Counts	85pct Speed	10MPH Pace	% in pace	# of Speeders	% Speeders
18/11/2021	00:00	*	*	*	*	*	*	*	*	*	*	*	*	*	*	*	*	*	*	*	*	*	*	*	*	*
18/11/2021	01:00	*	*	*	*	*	*	*	*	*	*	*	*	*	*	*	*	*	*	*	*	*	*	*	*	*
18/11/2021	02:00	*	*	*	*	*	*	*	*	*	*	*	*	*	*	*	*	*	*	*	*	*	*	*	*	*
18/11/2021	03:00	*	*	*	*	*	*	*	*	*	*	*	*	*	*	*	*	*	*	*	*	*	*	*	*	*
18/11/2021	04:00	*	*	*	*	*	*	*	*	*	*	*	*	*	*	*	*	*	*	*	*	*	*	*	*	*
18/11/2021	05:00	*	*	*	*	*	*	*	*	*	*	*	*	*	*	*	*	*	*	*	*	*	*	*	*	*
18/11/2021	06:00	*	*	*	*	*	*	*	*	*	*	*	*	*	*	*	*	*	*	*	*	*	*	*	*	*
18/11/2021	07:00	*	*	*	*	*	*	*	*	*	*	*	*	*	*	*	*	*	*	*	*	*	*	*	*	*
18/11/2021	08:00	*	*	*	*	*	*	*	*	*	*	*	*	*	*	*	*	*	*	*	*	*	*	*	*	*
18/11/2021	09:00	*	*	*	*	*	*	*	*	*	*	*	*	*	*	*	*	*	*	*	*	*	*	*	*	*
18/11/2021	10:00	*	*	*	*	*	*	*	*	*	*	*	*	*	*	*	*	*	*	*	*	*	*	*	*	*
18/11/2021	11:00	*	*	*	*	*	*	*	*	*	*	*	*	*	*	*	*	*	*	*	*	*	*	*	*	*
18/11/2021	12:00	*	*	*	*	*	*	*	*	*	*	*	*	*	*	*	*	*	*	*	*	*	*	*	*	*
18/11/2021	13:00	*	*	*	*	*	*	*	*	*	*	*	*	*	*	*	*	*	*	*	*	*	*	*	*	*
18/11/2021	14:00	*	*	*	*	*	*	*	*	*	*	*	*	*	*	*	*	*	*	*	*	*	*	*	*	*
18/11/2021	15:00	*	*	*	*	*	*	*	*	*	*	*	*	*	*	*	*	*	*	*	*	*	*	*	*	*
18/11/2021	16:00	*	*	*	*	*	*	*	*	*	*	*	*	*	*	*	*	*	*	*	*	*	*	*	*	*
18/11/2021	17:00	*	*	*	*	*	*	*	*	*	*	*	*	*	*	*	*	*	*	*	*	*	*	*	*	*
18/11/2021	18:00	*	*	*	*	*	*	*	*	*	*	*	*	*	*	*	*	*	*	*	*	*	*	*	*	*
18/11/2021	19:00	*	*	*	*	*	*	*	*	*	*	*	*	*	*	*	*	*	*	*	*	*	*	*	*	*
18/11/2021	20:00	*	*	*	*	*	*	*	*	*	*	*	*	*	*	*	*	*	*	*	*	*	*	*	*	*
18/11/2021	21:00	*	*	*	*	*	*	*	*	*	*	*	*	*	*	*	*	*	*	*	*	*	*	*	*	*
18/11/2021	22:00	*	*	*	*	*	*	*	*	*	*	*	*	*	*	*	*	*	*	*	*	*	*	*	*	*
18/11/2021	23:00	*	*	*	*	*	*	*	*	*	*	*	*	*	*	*	*	*	*	*	*	*	*	*	*	*
24 Hr Summary		0	0	0	0	0	0	0	0	0	0	0	0	0	0	0	0	0	0	0	0	0	0	*	*	*

Incoming Histogram

Sington Hill Oct-November 2021

from Thu-Oct-21-2021-12-00-PM to Tue-Nov-23-2021-03-59-PM

Date	Starting Hr:min	<15	15 to <20	20 to <25	25 to <30	30 to <35	35 to <40	40 to <45	45 to <50	50 to <55	55 to <60	60 to <65	65 to <70	70 to <75	75 to <80	80 to <85	85 to <90	90 to <95	95 to <100	100 to >105	Total Counts	85pct Speed	10MPH Pace	% in pace	# of Speeders	% Speeders
19/11/2021	00:00	*	*	*	*	*	*	*	*	*	*	*	*	*	*	*	*	*	*	*	*	*	*	*	*	*
19/11/2021	01:00	*	*	*	*	*	*	*	*	*	*	*	*	*	*	*	*	*	*	*	*	*	*	*	*	*
19/11/2021	02:00	*	*	*	*	*	*	*	*	*	*	*	*	*	*	*	*	*	*	*	*	*	*	*	*	*
19/11/2021	03:00	*	*	*	*	*	*	*	*	*	*	*	*	*	*	*	*	*	*	*	*	*	*	*	*	*
19/11/2021	04:00	*	*	*	*	*	*	*	*	*	*	*	*	*	*	*	*	*	*	*	*	*	*	*	*	*
19/11/2021	05:00	*	*	*	*	*	*	*	*	*	*	*	*	*	*	*	*	*	*	*	*	*	*	*	*	*
19/11/2021	06:00	*	*	*	*	*	*	*	*	*	*	*	*	*	*	*	*	*	*	*	*	*	*	*	*	*
19/11/2021	07:00	*	*	*	*	*	*	*	*	*	*	*	*	*	*	*	*	*	*	*	*	*	*	*	*	*
19/11/2021	08:00	*	*	*	*	*	*	*	*	*	*	*	*	*	*	*	*	*	*	*	*	*	*	*	*	*
19/11/2021	09:00	*	*	*	*	*	*	*	*	*	*	*	*	*	*	*	*	*	*	*	*	*	*	*	*	*
19/11/2021	10:00	*	*	*	*	*	*	*	*	*	*	*	*	*	*	*	*	*	*	*	*	*	*	*	*	*
19/11/2021	11:00	*	*	*	*	*	*	*	*	*	*	*	*	*	*	*	*	*	*	*	*	*	*	*	*	*
19/11/2021	12:00	*	*	*	*	*	*	*	*	*	*	*	*	*	*	*	*	*	*	*	*	*	*	*	*	*
19/11/2021	13:00	*	*	*	*	*	*	*	*	*	*	*	*	*	*	*	*	*	*	*	*	*	*	*	*	*
19/11/2021	14:00	*	*	*	*	*	*	*	*	*	*	*	*	*	*	*	*	*	*	*	*	*	*	*	*	*
19/11/2021	15:00	*	*	*	*	*	*	*	*	*	*	*	*	*	*	*	*	*	*	*	*	*	*	*	*	*
19/11/2021	16:00	*	*	*	*	*	*	*	*	*	*	*	*	*	*	*	*	*	*	*	*	*	*	*	*	*
19/11/2021	17:00	*	*	*	*	*	*	*	*	*	*	*	*	*	*	*	*	*	*	*	*	*	*	*	*	*
19/11/2021	18:00	*	*	*	*	*	*	*	*	*	*	*	*	*	*	*	*	*	*	*	*	*	*	*	*	*
19/11/2021	19:00	*	*	*	*	*	*	*	*	*	*	*	*	*	*	*	*	*	*	*	*	*	*	*	*	*
19/11/2021	20:00	*	*	*	*	*	*	*	*	*	*	*	*	*	*	*	*	*	*	*	*	*	*	*	*	*
19/11/2021	21:00	*	*	*	*	*	*	*	*	*	*	*	*	*	*	*	*	*	*	*	*	*	*	*	*	*
19/11/2021	22:00	*	*	*	*	*	*	*	*	*	*	*	*	*	*	*	*	*	*	*	*	*	*	*	*	*
19/11/2021	23:00	*	*	*	*	*	*	*	*	*	*	*	*	*	*	*	*	*	*	*	*	*	*	*	*	*
24 Hr Summary		0	0	0	0	0	0	0	0	0	0	0	0	0	0	0	0	0	0	0	0	0	0	*	*	*

Incoming Histogram

Sington Hill Oct-November 2021

from Thu-Oct-21-2021-12-00-PM to Tue-Nov-23-2021-03-59-PM

Date	Starting Hr:min	<15	15 to <20	20 to <25	25 to <30	30 to <35	35 to <40	40 to <45	45 to <50	50 to <55	55 to <60	60 to <65	65 to <70	70 to <75	75 to <80	80 to <85	85 to <90	90 to <95	95 to <100	100 to >105	Total Counts	85pct Speed	10MPH Pace	% in pace	# of Speeders	% Speeders
20/11/2021	00:00	*	*	*	*	*	*	*	*	*	*	*	*	*	*	*	*	*	*	*	*	*	*	*	*	*
20/11/2021	01:00	*	*	*	*	*	*	*	*	*	*	*	*	*	*	*	*	*	*	*	*	*	*	*	*	*
20/11/2021	02:00	*	*	*	*	*	*	*	*	*	*	*	*	*	*	*	*	*	*	*	*	*	*	*	*	*
20/11/2021	03:00	*	*	*	*	*	*	*	*	*	*	*	*	*	*	*	*	*	*	*	*	*	*	*	*	*
20/11/2021	04:00	*	*	*	*	*	*	*	*	*	*	*	*	*	*	*	*	*	*	*	*	*	*	*	*	*
20/11/2021	05:00	*	*	*	*	*	*	*	*	*	*	*	*	*	*	*	*	*	*	*	*	*	*	*	*	*
20/11/2021	06:00	*	*	*	*	*	*	*	*	*	*	*	*	*	*	*	*	*	*	*	*	*	*	*	*	*
20/11/2021	07:00	*	*	*	*	*	*	*	*	*	*	*	*	*	*	*	*	*	*	*	*	*	*	*	*	*
20/11/2021	08:00	*	*	*	*	*	*	*	*	*	*	*	*	*	*	*	*	*	*	*	*	*	*	*	*	*
20/11/2021	09:00	*	*	*	*	*	*	*	*	*	*	*	*	*	*	*	*	*	*	*	*	*	*	*	*	*
20/11/2021	10:00	*	*	*	*	*	*	*	*	*	*	*	*	*	*	*	*	*	*	*	*	*	*	*	*	*
20/11/2021	11:00	*	*	*	*	*	*	*	*	*	*	*	*	*	*	*	*	*	*	*	*	*	*	*	*	*
20/11/2021	12:00	*	*	*	*	*	*	*	*	*	*	*	*	*	*	*	*	*	*	*	*	*	*	*	*	*
20/11/2021	13:00	*	*	*	*	*	*	*	*	*	*	*	*	*	*	*	*	*	*	*	*	*	*	*	*	*
20/11/2021	14:00	*	*	*	*	*	*	*	*	*	*	*	*	*	*	*	*	*	*	*	*	*	*	*	*	*
20/11/2021	15:00	*	*	*	*	*	*	*	*	*	*	*	*	*	*	*	*	*	*	*	*	*	*	*	*	*
20/11/2021	16:00	*	*	*	*	*	*	*	*	*	*	*	*	*	*	*	*	*	*	*	*	*	*	*	*	*
20/11/2021	17:00	*	*	*	*	*	*	*	*	*	*	*	*	*	*	*	*	*	*	*	*	*	*	*	*	*
20/11/2021	18:00	*	*	*	*	*	*	*	*	*	*	*	*	*	*	*	*	*	*	*	*	*	*	*	*	*
20/11/2021	19:00	*	*	*	*	*	*	*	*	*	*	*	*	*	*	*	*	*	*	*	*	*	*	*	*	*
20/11/2021	20:00	*	*	*	*	*	*	*	*	*	*	*	*	*	*	*	*	*	*	*	*	*	*	*	*	*
20/11/2021	21:00	*	*	*	*	*	*	*	*	*	*	*	*	*	*	*	*	*	*	*	*	*	*	*	*	*
20/11/2021	22:00	*	*	*	*	*	*	*	*	*	*	*	*	*	*	*	*	*	*	*	*	*	*	*	*	*
20/11/2021	23:00	*	*	*	*	*	*	*	*	*	*	*	*	*	*	*	*	*	*	*	*	*	*	*	*	*
24 Hr Summary		0	0	0	0	0	0	0	0	0	0	0	0	0	0	0	0	0	0	0	0	0	0	*	*	*

Incoming Histogram

Sington Hill Oct-November 2021

from Thu-Oct-21-2021-12-00-PM to Tue-Nov-23-2021-03-59-PM

Date	Starting Hr:min	<15	15 to <20	20 to <25	25 to <30	30 to <35	35 to <40	40 to <45	45 to <50	50 to <55	55 to <60	60 to <65	65 to <70	70 to <75	75 to <80	80 to <85	85 to <90	90 to <95	95 to <100	100 to >105	Total Counts	85pct Speed	10MPH Pace	% in pace	# of Speeders	% Speeders	
21/11/2021	00:00	*	*	*	*	*	*	*	*	*	*	*	*	*	*	*	*	*	*	*	*	*	*	*	*	*	*
21/11/2021	01:00	*	*	*	*	*	*	*	*	*	*	*	*	*	*	*	*	*	*	*	*	*	*	*	*	*	*
21/11/2021	02:00	*	*	*	*	*	*	*	*	*	*	*	*	*	*	*	*	*	*	*	*	*	*	*	*	*	*
21/11/2021	03:00	*	*	*	*	*	*	*	*	*	*	*	*	*	*	*	*	*	*	*	*	*	*	*	*	*	*
21/11/2021	04:00	*	*	*	*	*	*	*	*	*	*	*	*	*	*	*	*	*	*	*	*	*	*	*	*	*	*
21/11/2021	05:00	*	*	*	*	*	*	*	*	*	*	*	*	*	*	*	*	*	*	*	*	*	*	*	*	*	*
21/11/2021	06:00	*	*	*	*	*	*	*	*	*	*	*	*	*	*	*	*	*	*	*	*	*	*	*	*	*	*
21/11/2021	07:00	*	*	*	*	*	*	*	*	*	*	*	*	*	*	*	*	*	*	*	*	*	*	*	*	*	*
21/11/2021	08:00	*	*	*	*	*	*	*	*	*	*	*	*	*	*	*	*	*	*	*	*	*	*	*	*	*	*
21/11/2021	09:00	*	*	*	*	*	*	*	*	*	*	*	*	*	*	*	*	*	*	*	*	*	*	*	*	*	*
21/11/2021	10:00	*	*	*	*	*	*	*	*	*	*	*	*	*	*	*	*	*	*	*	*	*	*	*	*	*	*
21/11/2021	11:00	*	*	*	*	*	*	*	*	*	*	*	*	*	*	*	*	*	*	*	*	*	*	*	*	*	*
21/11/2021	12:00	*	*	*	*	*	*	*	*	*	*	*	*	*	*	*	*	*	*	*	*	*	*	*	*	*	*
21/11/2021	13:00	*	*	*	*	*	*	*	*	*	*	*	*	*	*	*	*	*	*	*	*	*	*	*	*	*	*
21/11/2021	14:00	*	*	*	*	*	*	*	*	*	*	*	*	*	*	*	*	*	*	*	*	*	*	*	*	*	*
21/11/2021	15:00	*	*	*	*	*	*	*	*	*	*	*	*	*	*	*	*	*	*	*	*	*	*	*	*	*	*
21/11/2021	16:00	*	*	*	*	*	*	*	*	*	*	*	*	*	*	*	*	*	*	*	*	*	*	*	*	*	*
21/11/2021	17:00	*	*	*	*	*	*	*	*	*	*	*	*	*	*	*	*	*	*	*	*	*	*	*	*	*	*
21/11/2021	18:00	*	*	*	*	*	*	*	*	*	*	*	*	*	*	*	*	*	*	*	*	*	*	*	*	*	*
21/11/2021	19:00	*	*	*	*	*	*	*	*	*	*	*	*	*	*	*	*	*	*	*	*	*	*	*	*	*	*
21/11/2021	20:00	*	*	*	*	*	*	*	*	*	*	*	*	*	*	*	*	*	*	*	*	*	*	*	*	*	*
21/11/2021	21:00	*	*	*	*	*	*	*	*	*	*	*	*	*	*	*	*	*	*	*	*	*	*	*	*	*	*
21/11/2021	22:00	*	*	*	*	*	*	*	*	*	*	*	*	*	*	*	*	*	*	*	*	*	*	*	*	*	*
21/11/2021	23:00	*	*	*	*	*	*	*	*	*	*	*	*	*	*	*	*	*	*	*	*	*	*	*	*	*	*
24 Hr Summary		0	0	0	0	0	0	0	0	0	0	0	0	0	0	0	0	0	0	0	0	0	0	*	*	*	*

Incoming Histogram

Sington Hill Oct-November 2021

from Thu-Oct-21-2021-12-00-PM to Tue-Nov-23-2021-03-59-PM

Date	Starting Hr:min	<15	15 to <20	20 to <25	25 to <30	30 to <35	35 to <40	40 to <45	45 to <50	50 to <55	55 to <60	60 to <65	65 to <70	70 to <75	75 to <80	80 to <85	85 to <90	90 to <95	95 to <100	100 to >105	Total Counts	85pct Speed	10MPH Pace	% in pace	# of Speeders	% Speeders
22/11/2021	00:00	*	*	*	*	*	*	*	*	*	*	*	*	*	*	*	*	*	*	*	*	*	*	*	*	*
22/11/2021	01:00	*	*	*	*	*	*	*	*	*	*	*	*	*	*	*	*	*	*	*	*	*	*	*	*	*
22/11/2021	02:00	*	*	*	*	*	*	*	*	*	*	*	*	*	*	*	*	*	*	*	*	*	*	*	*	*
22/11/2021	03:00	*	*	*	*	*	*	*	*	*	*	*	*	*	*	*	*	*	*	*	*	*	*	*	*	*
22/11/2021	04:00	*	*	*	*	*	*	*	*	*	*	*	*	*	*	*	*	*	*	*	*	*	*	*	*	*
22/11/2021	05:00	*	*	*	*	*	*	*	*	*	*	*	*	*	*	*	*	*	*	*	*	*	*	*	*	*
22/11/2021	06:00	*	*	*	*	*	*	*	*	*	*	*	*	*	*	*	*	*	*	*	*	*	*	*	*	*
22/11/2021	07:00	*	*	*	*	*	*	*	*	*	*	*	*	*	*	*	*	*	*	*	*	*	*	*	*	*
22/11/2021	08:00	*	*	*	*	*	*	*	*	*	*	*	*	*	*	*	*	*	*	*	*	*	*	*	*	*
22/11/2021	09:00	*	*	*	*	*	*	*	*	*	*	*	*	*	*	*	*	*	*	*	*	*	*	*	*	*
22/11/2021	10:00	*	*	*	*	*	*	*	*	*	*	*	*	*	*	*	*	*	*	*	*	*	*	*	*	*
22/11/2021	11:00	*	*	*	*	*	*	*	*	*	*	*	*	*	*	*	*	*	*	*	*	*	*	*	*	*
22/11/2021	12:00	*	*	*	*	*	*	*	*	*	*	*	*	*	*	*	*	*	*	*	*	*	*	*	*	*
22/11/2021	13:00	*	*	*	*	*	*	*	*	*	*	*	*	*	*	*	*	*	*	*	*	*	*	*	*	*
22/11/2021	14:00	*	*	*	*	*	*	*	*	*	*	*	*	*	*	*	*	*	*	*	*	*	*	*	*	*
22/11/2021	15:00	*	*	*	*	*	*	*	*	*	*	*	*	*	*	*	*	*	*	*	*	*	*	*	*	*
22/11/2021	16:00	*	*	*	*	*	*	*	*	*	*	*	*	*	*	*	*	*	*	*	*	*	*	*	*	*
22/11/2021	17:00	*	*	*	*	*	*	*	*	*	*	*	*	*	*	*	*	*	*	*	*	*	*	*	*	*
22/11/2021	18:00	*	*	*	*	*	*	*	*	*	*	*	*	*	*	*	*	*	*	*	*	*	*	*	*	*
22/11/2021	19:00	*	*	*	*	*	*	*	*	*	*	*	*	*	*	*	*	*	*	*	*	*	*	*	*	*
22/11/2021	20:00	*	*	*	*	*	*	*	*	*	*	*	*	*	*	*	*	*	*	*	*	*	*	*	*	*
22/11/2021	21:00	*	*	*	*	*	*	*	*	*	*	*	*	*	*	*	*	*	*	*	*	*	*	*	*	*
22/11/2021	22:00	*	*	*	*	*	*	*	*	*	*	*	*	*	*	*	*	*	*	*	*	*	*	*	*	*
22/11/2021	23:00	*	*	*	*	*	*	*	*	*	*	*	*	*	*	*	*	*	*	*	*	*	*	*	*	*
24 Hr Summary		0	0	0	0	0	0	0	0	0	0	0	0	0	0	0	0	0	0	0	0	0	0	*	*	*

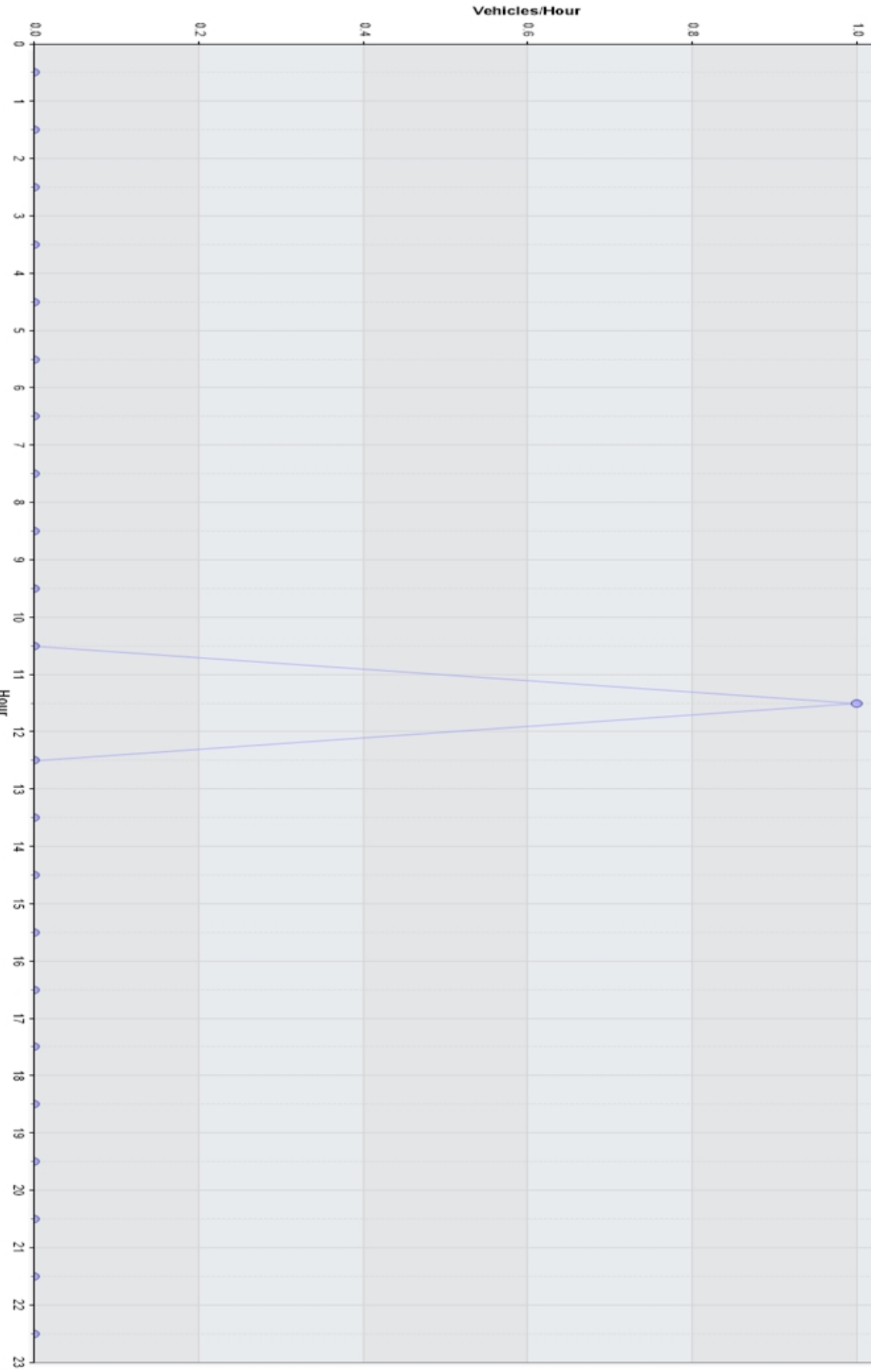
Incoming Histogram

Sington Hill Oct-November 2021

from Thu-Oct-21-2021-12-00-PM to Tue-Nov-23-2021-03-59-PM

Date	Starting Hr:min	<15	15 to <20	20 to <25	25 to <30	30 to <35	35 to <40	40 to <45	45 to <50	50 to <55	55 to <60	60 to <65	65 to <70	70 to <75	75 to <80	80 to <85	85 to <90	90 to <95	95 to <100	100 to >105	Total Counts	85pct Speed	10MPH Pace	% in pace	# of Speeders	% Speeders	
23/11/2021	00:00	*	*	*	*	*	*	*	*	*	*	*	*	*	*	*	*	*	*	*	*	*	*	*	*	*	
23/11/2021	01:00	*	*	*	*	*	*	*	*	*	*	*	*	*	*	*	*	*	*	*	*	*	*	*	*	*	
23/11/2021	02:00	*	*	*	*	*	*	*	*	*	*	*	*	*	*	*	*	*	*	*	*	*	*	*	*	*	
23/11/2021	03:00	*	*	*	*	*	*	*	*	*	*	*	*	*	*	*	*	*	*	*	*	*	*	*	*	*	
23/11/2021	04:00	*	*	*	*	*	*	*	*	*	*	*	*	*	*	*	*	*	*	*	*	*	*	*	*	*	
23/11/2021	05:00	*	*	*	*	*	*	*	*	*	*	*	*	*	*	*	*	*	*	*	*	*	*	*	*	*	
23/11/2021	06:00	*	*	*	*	*	*	*	*	*	*	*	*	*	*	*	*	*	*	*	*	*	*	*	*	*	
23/11/2021	07:00	*	*	*	*	*	*	*	*	*	*	*	*	*	*	*	*	*	*	*	*	*	*	*	*	*	
23/11/2021	08:00	*	*	*	*	*	*	*	*	*	*	*	*	*	*	*	*	*	*	*	*	*	*	*	*	*	
23/11/2021	09:00	*	*	*	*	*	*	*	*	*	*	*	*	*	*	*	*	*	*	*	*	*	*	*	*	*	
23/11/2021	10:00	*	*	*	*	*	*	*	*	*	*	*	*	*	*	*	*	*	*	*	*	*	*	*	*	*	
23/11/2021	11:00	*	*	*	*	*	*	*	*	*	*	*	*	*	*	*	*	*	*	*	*	*	*	*	*	*	
23/11/2021	12:00	*	*	*	*	*	*	*	*	*	*	*	*	*	*	*	*	*	*	*	*	*	*	*	*	*	
23/11/2021	13:00	*	*	*	*	*	*	*	*	*	*	*	*	*	*	*	*	*	*	*	*	*	*	*	*	*	
23/11/2021	14:00	*	*	*	*	*	*	*	*	*	*	*	*	*	*	*	*	*	*	*	*	*	*	*	*	*	
23/11/2021	15:00	0	0	0	0	0	0	0	0	0	0	0	0	0	0	0	0	0	0	0	0	0	0	0	*	*	
23/11/2021	16:00	*	*	*	*	*	*	*	*	*	*	*	*	*	*	*	*	*	*	*	*	*	*	*	*	*	*
23/11/2021	17:00	*	*	*	*	*	*	*	*	*	*	*	*	*	*	*	*	*	*	*	*	*	*	*	*	*	*
23/11/2021	18:00	*	*	*	*	*	*	*	*	*	*	*	*	*	*	*	*	*	*	*	*	*	*	*	*	*	*
23/11/2021	19:00	*	*	*	*	*	*	*	*	*	*	*	*	*	*	*	*	*	*	*	*	*	*	*	*	*	*
23/11/2021	20:00	*	*	*	*	*	*	*	*	*	*	*	*	*	*	*	*	*	*	*	*	*	*	*	*	*	*
23/11/2021	21:00	*	*	*	*	*	*	*	*	*	*	*	*	*	*	*	*	*	*	*	*	*	*	*	*	*	*
23/11/2021	22:00	*	*	*	*	*	*	*	*	*	*	*	*	*	*	*	*	*	*	*	*	*	*	*	*	*	*
23/11/2021	23:00	*	*	*	*	*	*	*	*	*	*	*	*	*	*	*	*	*	*	*	*	*	*	*	*	*	*
24 Hr Summary		0	0	0	0	0	0	0	0	0	0	0	0	0	0	0	0	0	0	0	0	0	0	0	*	*	*

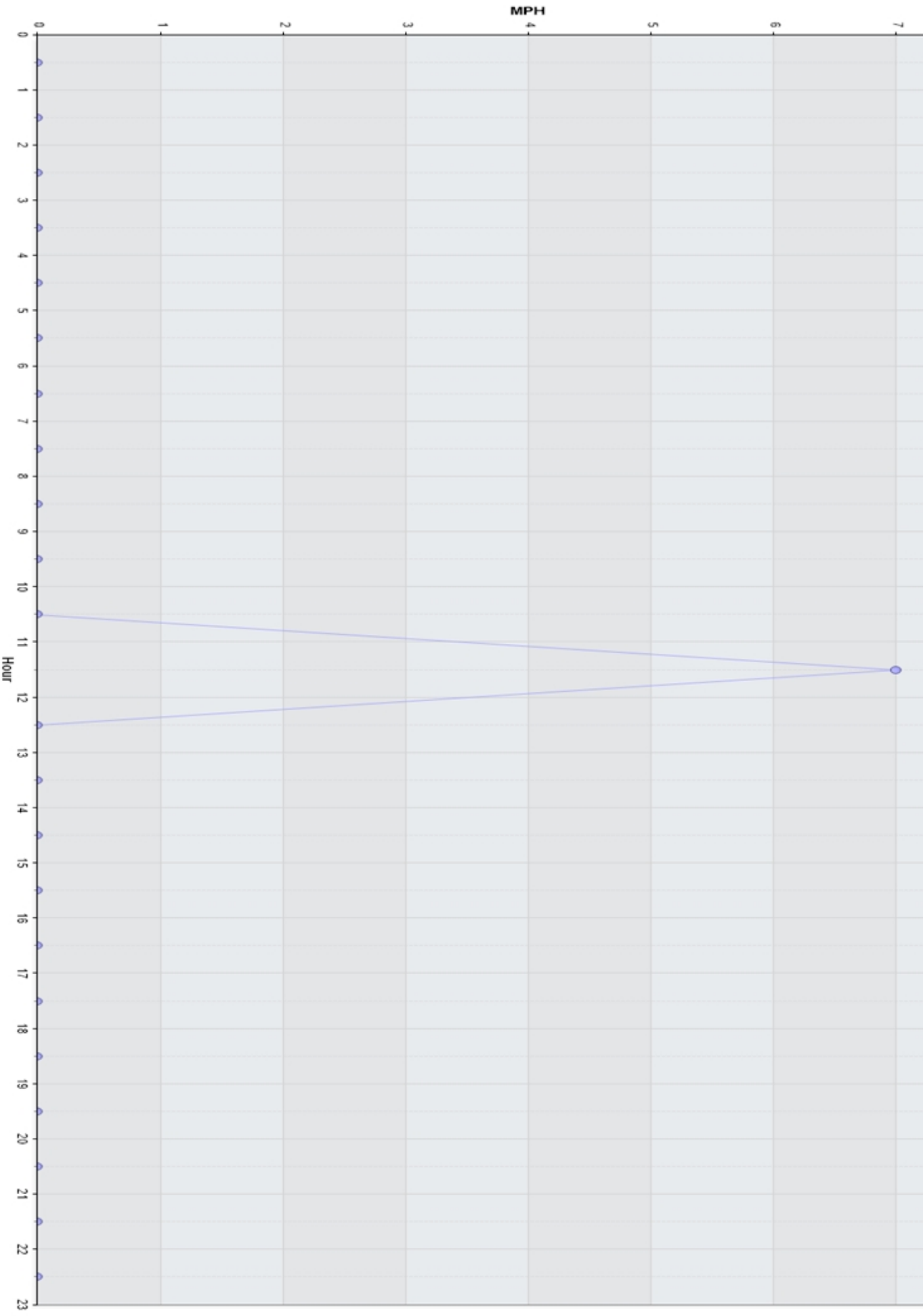
Average Weekly Volumes



Sington Hill Oct-November 2021


Incoming: Average Hourly WEEKDAY Speeds for Week of 18/10/2021
Average Hourly WEEKDAY Speeds By Hour (18/10/2021) — Average Hourly WEEKDAY Speeds By Hour (18/10/2021)

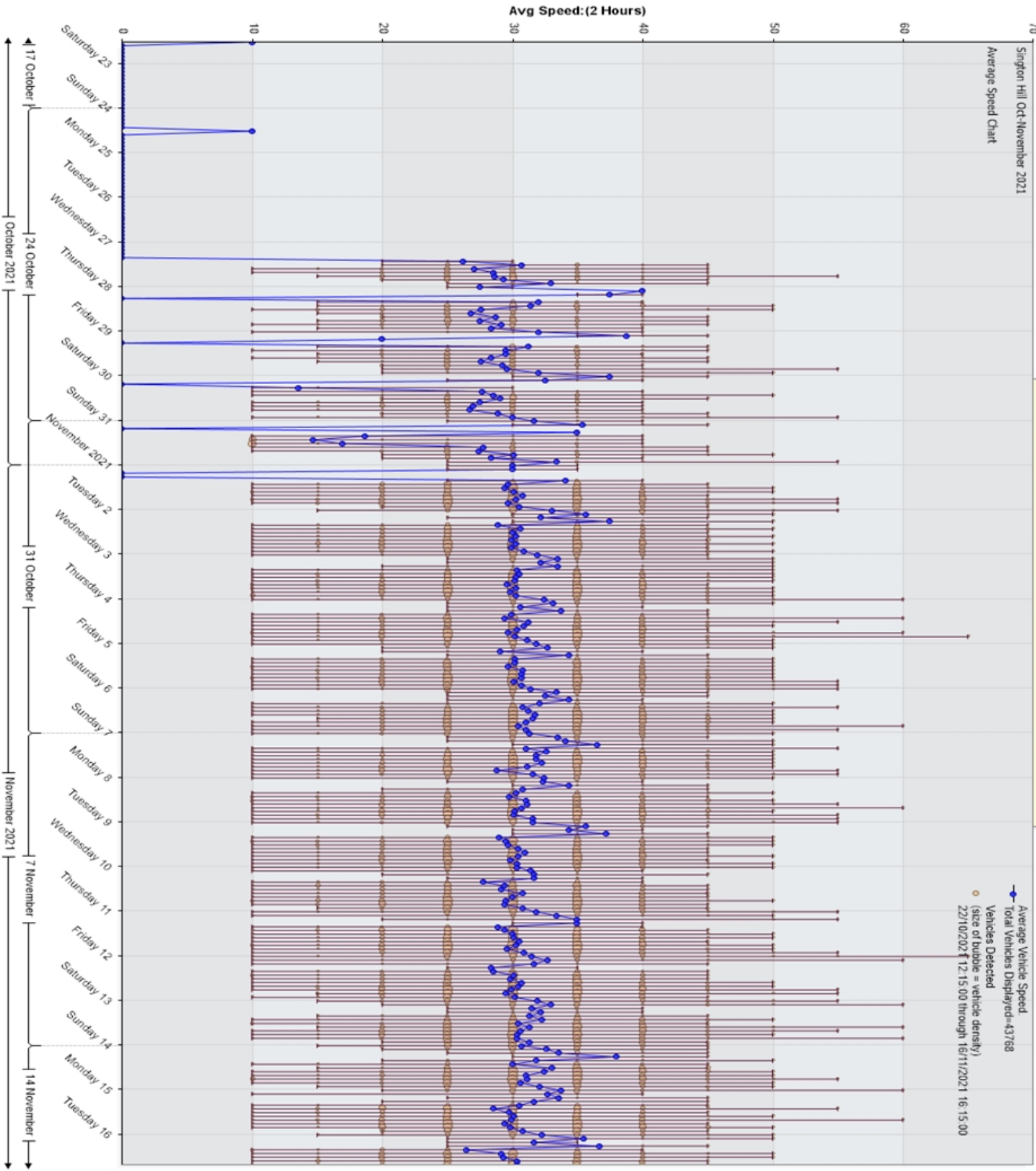
Average Weekly Speeds

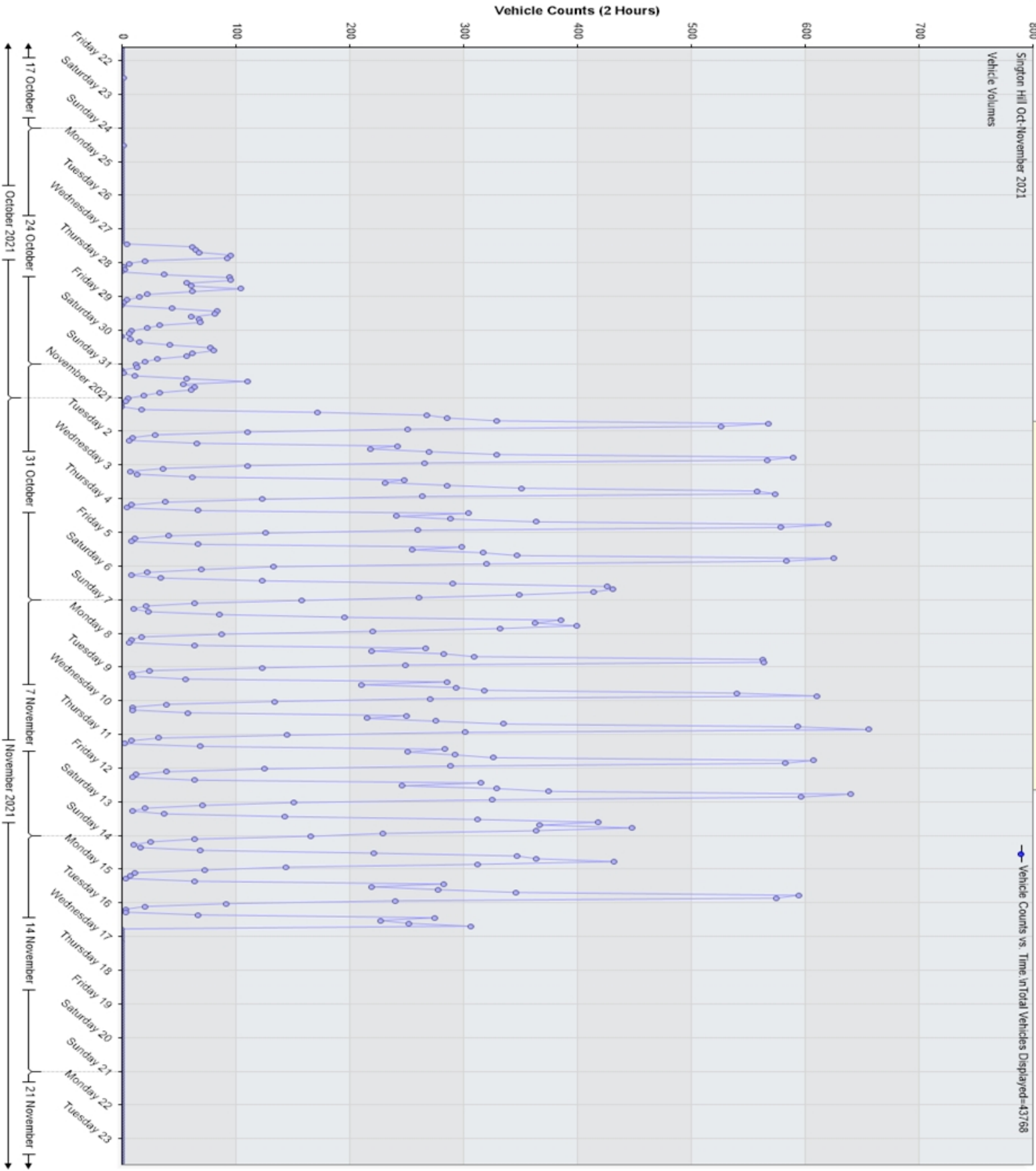


Sington Hill Oct-November 2021
Daily Volumes

Vehicles







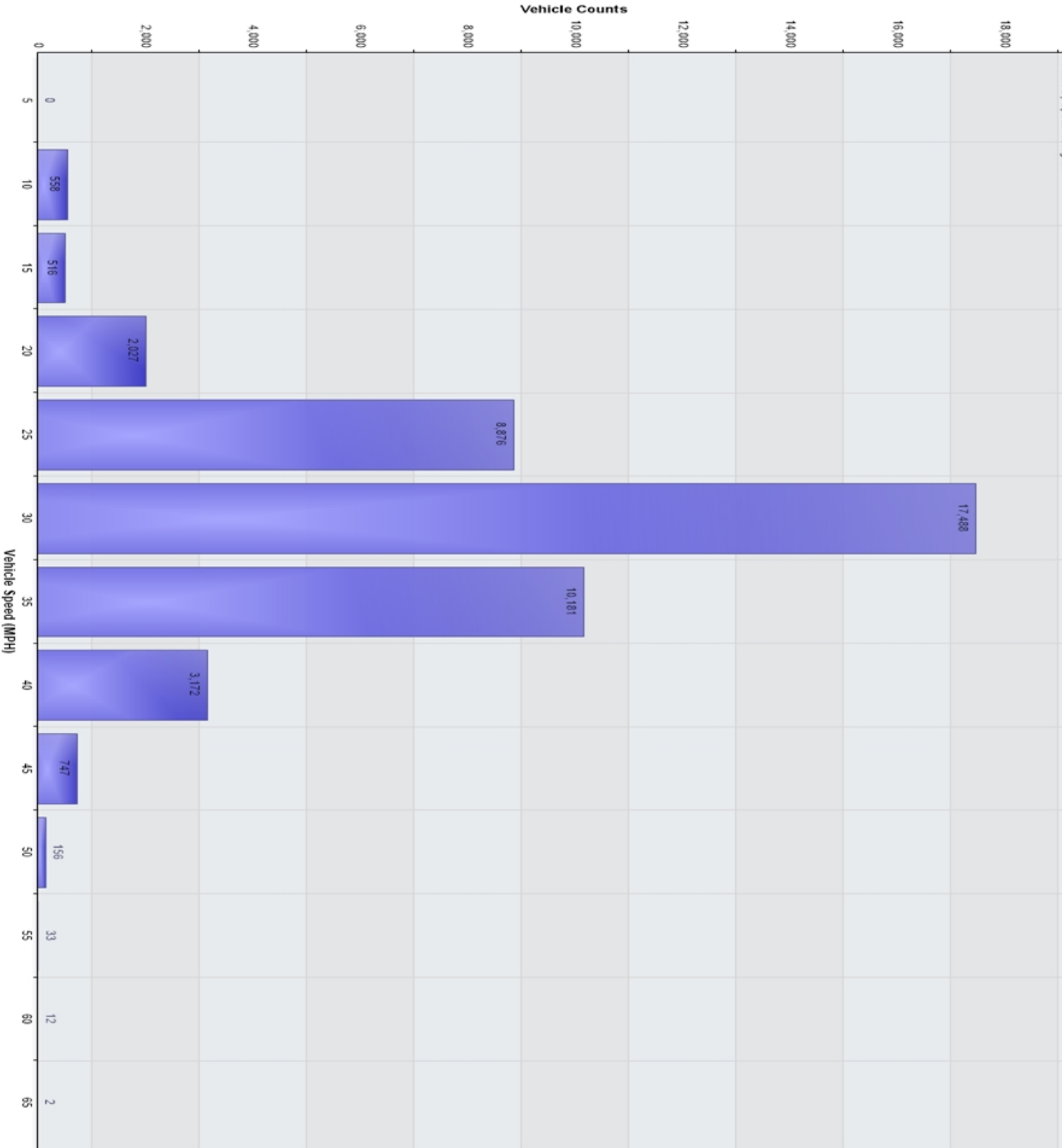
Vehicle Counts Vs. Speed [Singleton Hill Oct-November 2021: Incoming]

20,000

Singleton Hill Oct-November 2021

Volume By Speed Histogram

43,768 Counts



89th Pct Speed=33.8 MPH

Vehicles in data=43768

21/10/2021 12:00:00 to 23/11/2021 15:59:59

