

For Project: Siingleton Hill July 2024

Project Notes:

Location/Name: Incoming

Report Generated: 05/08/2024 11:37:53

Speed Intervals 5 MPH

Time Intervals Instant

Traffic Report From 19/06/2024 09:00:00 through 05/08/2024 11:59:59

85th Percentile Speed 33.7 MPH

85th Percentile Vehicles 33637

Max Speed 70 MPH on 22/06/2024 08:20:00

Total Vehicles 39573

AADT: 839

Volumes - weekly counts

Time	5 Day	7 Day
Average Daily	2606	2509
AM Peak 08:00	175	141
PM Peak 17:00	312	271

Speed

Speed Limit: 35

85th Percentile Speed: 33.7

50th Percentile Speed: 27.9

10 MPH Pace Interval: 25.0 MPH to 35.0 MPH

Average Speed: 27.93

	Monday	Tuesday	Wednesday	Thursday	Friday	Saturday	Sunday
Count over limit	492	469	561	483	474	460	514
% over limit	8.6	8.2	7.4	8.7	8.0	9.3	12.5
Avg Speeder	38.9	39.1	39.0	39.0	39.4	39.3	39.3
Avg Speed	8.5	8.6	8.2	8.8	8.5	9.8	11.1

Day/Time Ending	85th pctl (MPH)	85th pctl cnts	Total Cnts	Max Speed	Avg Speeder	% Speeders	Avg Speed
19/06/2024 10:00:00	31.9	61	72	45	39.2	4.2%	26.9
19/06/2024 11:00:00	32.3	93	109	50	40.0	7.3%	26.1
19/06/2024 12:00:00	32.2	112	132	50	40.5	3.8%	25.9
19/06/2024 13:00:00	34.3	120	141	45	38.7	12.1%	28.4
19/06/2024 14:00:00	33.8	141	166	55	40.0	9.6%	27.1
19/06/2024 15:00:00	33.9	144	169	55	39.2	10.7%	27.7
19/06/2024 16:00:00	33.0	232	273	45	38.0	7.7%	26.9
19/06/2024 17:00:00	33.2	235	277	50	38.5	7.2%	27.7
19/06/2024 18:00:00	33.3	314	369	45	37.9	6.5%	27.7
19/06/2024 19:00:00	34.2	228	268	50	39.5	10.4%	28.8
19/06/2024 20:00:00	33.9	145	171	45	37.9	8.2%	28.7
19/06/2024 21:00:00	34.0	135	159	60	40.8	9.4%	28.3
19/06/2024 22:00:00	34.2	75	88	55	43.0	11.4%	28.7
19/06/2024 23:00:00	33.6	44	52	55	41.5	9.6%	27.9
20/06/2024 00:00:00	36.7	27	32	50	40.8	18.8%	28.5
20/06/2024 01:00:00	35.0	11	13	50	42.5	15.4%	30.9
20/06/2024 02:00:00	28.3	3	4	30	0.0	0.0%	25.8
20/06/2024 03:00:00	35.0	2	2	35	0.0	0.0%	29.5
20/06/2024 04:00:00	40.0	7	8	45	40.0	25.0%	30.8
20/06/2024 05:00:00	37.5	7	8	40	37.5	25.0%	29.5
20/06/2024 06:00:00	35.0	8	9	50	47.5	11.1%	28.7
20/06/2024 07:00:00	35.0	35	41	45	40.0	14.6%	27.4
20/06/2024 08:00:00	32.6	77	91	45	38.8	4.4%	26.4
20/06/2024 09:00:00	31.5	139	164	40	37.5	1.2%	25.4
20/06/2024 10:00:00	33.9	113	133	45	38.2	10.5%	27.5
20/06/2024 11:00:00	33.5	97	114	45	38.0	8.8%	27.1
20/06/2024 12:00:00	31.7	95	112	40	37.5	6.3%	26.5
20/06/2024 13:00:00	33.1	123	145	45	38.6	6.2%	26.6
20/06/2024 14:00:00	33.6	110	129	55	39.4	10.1%	27.6
20/06/2024 15:00:00	31.7	168	198	50	39.6	6.1%	26.4
20/06/2024 16:00:00	33.1	223	262	45	38.4	6.1%	27.6
20/06/2024 17:00:00	34.1	281	331	45	38.0	10.0%	28.2
20/06/2024 18:00:00	34.7	247	291	55	39.3	13.4%	29.3
20/06/2024 19:00:00	34.7	162	190	45	38.7	13.2%	28.7
20/06/2024 20:00:00	34.0	176	207	45	38.8	9.7%	28.4
20/06/2024 21:00:00	34.1	105	124	45	38.3	10.5%	28.7
20/06/2024 22:00:00	33.4	89	105	45	38.3	5.7%	28.1
20/06/2024 23:00:00	35.0	61	72	55	40.7	15.3%	29.6
21/06/2024 00:00:00	37.5	20	23	45	40.0	17.4%	30.5
21/06/2024 01:00:00	32.9	18	21	35	0.0	0.0%	26.0
21/06/2024 02:00:00	40.0	9	11	45	40.0	36.4%	30.6
21/06/2024 03:00:00	35.0	2	2	35	0.0	0.0%	29.5
21/06/2024 04:00:00	55.0	2	2	55	52.5	50.0%	42.0
21/06/2024 05:00:00	60.0	7	8	65	50.0	50.0%	38.9
21/06/2024 06:00:00	40.0	8	9	45	39.2	33.3%	28.1
21/06/2024 07:00:00	34.2	30	35	40	37.5	8.6%	27.2
21/06/2024 08:00:00	33.3	88	103	50	39.2	5.8%	26.7

21/06/2024 09:00:00	31.8	157	185	50	40.0	3.2%	26.8
21/06/2024 10:00:00	33.1	103	121	45	38.5	8.3%	27.0
21/06/2024 11:00:00	35.4	94	111	45	38.9	16.2%	27.9
21/06/2024 12:00:00	34.4	99	116	50	39.3	12.1%	27.8
21/06/2024 13:00:00	32.4	137	161	50	40.4	4.3%	25.6
21/06/2024 14:00:00	33.0	133	157	45	38.5	9.6%	27.1
21/06/2024 15:00:00	33.0	155	182	55	39.2	4.9%	27.5
21/06/2024 16:00:00	32.5	230	271	55	40.5	5.5%	27.6
21/06/2024 17:00:00	33.6	245	288	50	39.5	6.9%	28.3
21/06/2024 18:00:00	33.5	262	308	45	38.3	6.5%	28.1
21/06/2024 19:00:00	33.9	223	262	50	39.8	9.9%	28.2
21/06/2024 20:00:00	34.2	166	195	50	38.5	10.3%	28.9
21/06/2024 21:00:00	34.4	144	170	55	39.6	12.4%	28.9
21/06/2024 22:00:00	33.2	84	99	50	38.8	8.1%	27.4
21/06/2024 23:00:00	34.5	78	92	65	42.5	13.0%	29.3
22/06/2024 00:00:00	35.0	25	29	40	37.5	13.8%	27.7
22/06/2024 01:00:00	35.0	26	30	50	42.5	13.3%	28.7
22/06/2024 02:00:00	45.0	6	7	55	44.2	42.9%	35.0
22/06/2024 03:00:00	35.0	6	7	45	42.5	14.3%	31.6
22/06/2024 04:00:00	35.0	5	6	40	37.5	16.7%	28.7
22/06/2024 05:00:00	35.0	4	5	50	47.5	20.0%	31.0
22/06/2024 06:00:00	30.0	5	6	35	0.0	0.0%	27.2
22/06/2024 07:00:00	38.3	7	8	40	37.5	37.5%	27.6
22/06/2024 08:00:00	33.1	31	37	45	39.2	8.1%	27.6
22/06/2024 09:00:00	36.4	51	60	70	41.6	18.3%	28.4
22/06/2024 10:00:00	30.6	100	118	40	37.5	2.5%	24.7
22/06/2024 11:00:00	32.7	154	181	45	38.2	3.9%	26.5
22/06/2024 12:00:00	33.4	153	180	50	38.6	7.8%	27.5
22/06/2024 13:00:00	34.0	174	205	50	38.8	11.2%	27.8
22/06/2024 14:00:00	33.2	161	189	50	38.2	7.4%	27.8
22/06/2024 15:00:00	32.1	175	206	40	37.5	2.9%	26.8
22/06/2024 16:00:00	34.0	153	180	45	38.3	10.0%	28.0
22/06/2024 17:00:00	33.5	146	172	45	38.9	8.1%	27.5
22/06/2024 18:00:00	34.3	143	168	50	39.2	10.7%	29.3
22/06/2024 19:00:00	33.7	179	211	50	39.0	8.1%	28.4
22/06/2024 20:00:00	34.3	126	148	45	38.1	10.8%	28.8
22/06/2024 21:00:00	33.9	118	139	55	40.7	10.1%	28.4
22/06/2024 22:00:00	33.6	82	96	45	39.7	9.4%	27.4
22/06/2024 23:00:00	32.2	46	54	45	40.8	5.6%	26.8
23/06/2024 00:00:00	34.8	52	61	45	38.1	13.1%	29.3
23/06/2024 01:00:00	33.0	26	31	55	42.5	9.7%	27.7
23/06/2024 02:00:00	35.0	16	19	55	44.2	15.8%	29.7
23/06/2024 03:00:00	35.0	4	5	45	42.5	20.0%	29.0
23/06/2024 04:00:00	35.0	8	9	50	47.5	11.1%	28.1
23/06/2024 05:00:00	35.0	3	4	40	37.5	25.0%	29.5
23/06/2024 06:00:00	35.0	3	3	35	0.0	0.0%	32.0
23/06/2024 07:00:00	35.0	7	8	40	37.5	12.5%	27.0
23/06/2024 08:00:00	33.3	20	24	45	39.2	12.5%	24.5

23/06/2024 09:00:00	34.3	39	46	50	40.5	10.9%	27.3
23/06/2024 10:00:00	34.2	70	82	45	38.8	9.8%	28.5
23/06/2024 11:00:00	34.3	88	104	60	40.7	10.6%	28.8
23/06/2024 12:00:00	34.6	120	141	50	39.6	12.1%	29.6
23/06/2024 13:00:00	34.6	193	227	60	39.4	12.8%	29.2
23/06/2024 14:00:00	34.4	168	198	55	39.6	12.1%	29.2
23/06/2024 15:00:00	33.6	125	147	55	39.2	8.2%	27.6
23/06/2024 16:00:00	34.4	140	165	45	38.0	12.1%	28.4
23/06/2024 17:00:00	34.3	124	146	50	40.9	11.0%	28.4
23/06/2024 18:00:00	34.2	156	183	50	38.7	11.5%	28.4
23/06/2024 19:00:00	34.6	116	136	50	39.6	12.5%	29.0
23/06/2024 20:00:00	34.2	142	167	65	40.7	10.2%	28.5
23/06/2024 21:00:00	34.9	103	121	50	38.4	14.0%	29.2
23/06/2024 22:00:00	35.0	47	55	50	40.6	14.5%	26.9
23/06/2024 23:00:00	34.3	35	41	45	39.5	12.2%	27.6
24/06/2024 00:00:00	35.0	14	17	40	37.5	17.6%	29.5
24/06/2024 01:00:00	35.0	9	11	40	37.5	18.2%	27.9
24/06/2024 02:00:00	45.0	5	6	60	50.0	33.3%	32.2
24/06/2024 03:00:00	40.0	5	6	45	40.0	33.3%	27.0
24/06/2024 04:00:00	30.0	2	2	30	0.0	0.0%	24.5
24/06/2024 05:00:00	32.5	4	5	35	0.0	0.0%	26.2
24/06/2024 06:00:00	38.3	8	10	40	37.5	60.0%	33.1
24/06/2024 07:00:00	40.0	26	30	60	43.3	20.0%	30.6
24/06/2024 08:00:00	33.7	84	99	45	38.6	9.1%	26.5
24/06/2024 09:00:00	32.7	129	152	45	39.0	8.6%	26.4
24/06/2024 10:00:00	33.2	95	112	45	38.1	8.0%	27.3
24/06/2024 11:00:00	33.5	116	137	50	40.2	9.5%	27.1
24/06/2024 12:00:00	33.9	90	106	45	38.3	12.3%	27.1
24/06/2024 13:00:00	34.0	144	169	45	38.4	10.1%	27.6
24/06/2024 14:00:00	32.8	112	132	45	39.7	6.8%	26.6
24/06/2024 15:00:00	33.8	149	175	45	38.5	8.6%	28.3
24/06/2024 16:00:00	33.1	201	236	45	38.2	6.4%	27.7
24/06/2024 17:00:00	33.2	259	305	50	40.0	5.2%	27.7
24/06/2024 18:00:00	34.6	246	290	45	38.1	12.1%	29.6
24/06/2024 19:00:00	34.6	244	287	50	38.1	12.2%	29.1
24/06/2024 20:00:00	33.9	168	198	45	38.1	8.6%	28.5
24/06/2024 21:00:00	34.1	118	139	55	40.7	10.1%	28.5
24/06/2024 22:00:00	33.6	105	123	50	38.6	7.3%	28.0
24/06/2024 23:00:00	32.7	60	71	45	38.8	5.6%	27.1
25/06/2024 00:00:00	38.3	11	13	45	38.8	30.8%	30.6
25/06/2024 01:00:00	35.0	7	8	55	52.5	12.5%	32.8
25/06/2024 02:00:00	33.8	9	11	40	37.5	9.1%	29.7
25/06/2024 03:00:00	30.0	3	4	35	0.0	0.0%	26.0
25/06/2024 04:00:00	33.3	3	4	35	0.0	0.0%	30.8
25/06/2024 05:00:00	32.5	4	5	35	0.0	0.0%	26.0
25/06/2024 06:00:00	35.0	7	8	40	37.5	12.5%	25.9
25/06/2024 07:00:00	36.4	37	44	50	39.2	20.5%	29.8
25/06/2024 08:00:00	33.0	83	98	45	39.6	7.1%	26.4

25/06/2024 09:00:00	30.5	126	148	45	38.8	2.7%	24.4
25/06/2024 10:00:00	30.0	111	131	40	37.5	1.5%	25.1
25/06/2024 11:00:00	32.6	92	108	40	37.5	4.6%	26.1
25/06/2024 12:00:00	33.1	110	130	55	39.8	8.5%	26.8
25/06/2024 13:00:00	33.8	123	145	50	39.4	9.0%	28.4
25/06/2024 14:00:00	33.5	116	137	45	38.5	7.3%	28.5
25/06/2024 15:00:00	33.0	145	171	45	38.8	4.7%	27.5
25/06/2024 16:00:00	34.2	191	225	45	38.7	11.1%	27.9
25/06/2024 17:00:00	33.5	262	308	55	38.8	7.5%	28.2
25/06/2024 18:00:00	34.2	283	333	45	38.2	10.2%	29.2
25/06/2024 19:00:00	33.9	225	265	45	38.5	7.9%	28.6
25/06/2024 20:00:00	34.3	184	217	45	39.0	11.1%	29.1
25/06/2024 21:00:00	34.9	110	129	45	38.6	14.0%	28.8
25/06/2024 22:00:00	33.2	91	107	50	39.7	8.4%	27.2
25/06/2024 23:00:00	34.1	75	88	50	40.5	11.4%	28.0
26/06/2024 00:00:00	35.0	36	42	40	37.5	14.3%	29.8
26/06/2024 01:00:00	33.6	12	14	35	0.0	0.0%	28.5
26/06/2024 02:00:00	40.0	7	8	50	40.8	37.5%	30.1
26/06/2024 03:00:00	35.0	5	6	60	57.5	16.7%	33.8
26/06/2024 04:00:00	35.0	3	4	40	37.5	25.0%	32.0
26/06/2024 05:00:00	35.0	3	3	35	0.0	0.0%	25.7
26/06/2024 06:00:00	50.0	5	6	55	45.8	50.0%	36.2
26/06/2024 07:00:00	37.9	31	36	60	40.3	25.0%	29.5
26/06/2024 08:00:00	33.8	67	79	45	38.5	6.3%	27.8
26/06/2024 09:00:00	32.6	177	208	45	38.1	8.2%	26.7
26/06/2024 10:00:00	32.7	106	125	45	39.6	5.6%	26.7
26/06/2024 11:00:00	32.5	116	137	45	38.2	5.1%	26.6
26/06/2024 12:00:00	33.0	109	128	45	38.8	6.3%	26.8
26/06/2024 13:00:00	33.7	140	165	45	38.2	9.1%	28.2
26/06/2024 14:00:00	34.5	128	150	45	38.6	12.0%	28.7
26/06/2024 15:00:00	32.9	161	189	45	38.2	3.7%	27.3
26/06/2024 16:00:00	33.3	232	273	45	37.8	6.2%	27.2
26/06/2024 17:00:00	33.0	231	272	50	38.6	7.0%	27.1
26/06/2024 18:00:00	33.4	230	271	45	38.4	6.3%	28.1
26/06/2024 19:00:00	33.3	233	274	45	38.3	6.6%	27.6
26/06/2024 20:00:00	33.4	175	206	45	39.2	5.8%	27.3
26/06/2024 21:00:00	34.1	121	142	45	38.8	11.3%	27.6
26/06/2024 22:00:00	32.8	94	110	45	38.3	5.5%	27.3
26/06/2024 23:00:00	31.5	55	65	40	37.5	1.5%	27.6
27/06/2024 00:00:00	38.3	16	19	45	39.5	26.3%	31.4
27/06/2024 01:00:00	37.5	14	16	50	40.8	18.8%	31.8
27/06/2024 02:00:00	47.5	5	6	50	42.5	83.3%	40.5
27/06/2024 03:00:00	30.0	4	5	40	37.5	20.0%	29.0
27/06/2024 04:00:00	32.5	4	5	35	0.0	0.0%	28.0
27/06/2024 05:00:00	45.0	3	3	45	40.0	66.7%	33.7
27/06/2024 06:00:00	34.0	10	12	40	37.5	8.3%	26.3
27/06/2024 07:00:00	35.0	28	33	45	39.5	15.2%	28.7
27/06/2024 08:00:00	33.0	71	83	55	40.0	7.2%	26.9

27/06/2024 09:00:00	32.8	131	154	45	38.1	5.8%	26.7
27/06/2024 10:00:00	33.4	104	122	50	39.7	7.4%	28.1
27/06/2024 11:00:00	32.6	91	107	45	38.3	5.6%	26.7
27/06/2024 12:00:00	34.5	110	130	45	39.0	13.1%	27.9
27/06/2024 13:00:00	33.6	116	137	60	41.1	8.0%	27.9
27/06/2024 14:00:00	33.3	144	170	50	39.0	5.9%	27.9
27/06/2024 15:00:00	34.2	127	149	50	38.4	11.4%	28.0
27/06/2024 16:00:00	32.4	218	256	50	38.4	4.3%	26.9
27/06/2024 17:00:00	33.6	266	313	50	39.1	9.3%	27.8
27/06/2024 18:00:00	33.3	264	311	45	38.6	7.4%	27.9
27/06/2024 19:00:00	33.8	194	228	45	38.3	7.9%	28.3
27/06/2024 20:00:00	34.2	165	194	50	39.2	10.8%	29.0
27/06/2024 21:00:00	33.7	130	153	45	38.0	6.5%	28.6
27/06/2024 22:00:00	33.5	98	115	60	41.9	7.0%	28.1
27/06/2024 23:00:00	33.9	48	57	40	37.5	8.8%	28.7
28/06/2024 00:00:00	36.7	21	25	50	40.5	20.0%	30.0
28/06/2024 01:00:00	35.0	15	18	55	44.2	16.7%	30.2
28/06/2024 02:00:00	35.0	11	13	45	40.0	15.4%	28.8
28/06/2024 03:00:00	32.5	3	4	35	0.0	0.0%	28.3
28/06/2024 04:00:00	35.0	3	4	45	42.5	25.0%	32.0
28/06/2024 05:00:00	35.0	6	7	40	37.5	14.3%	26.3
28/06/2024 06:00:00	35.0	14	16	50	47.5	12.5%	27.8
28/06/2024 07:00:00	34.2	47	55	50	40.5	9.1%	28.5
28/06/2024 08:00:00	31.7	74	87	45	38.5	5.7%	25.6
28/06/2024 09:00:00	32.4	154	181	45	38.1	5.0%	27.5
28/06/2024 10:00:00	32.7	114	134	60	40.6	6.0%	26.8
28/06/2024 11:00:00	33.8	107	126	45	38.4	8.7%	27.5
28/06/2024 12:00:00	31.2	98	115	40	37.5	0.9%	25.1
28/06/2024 13:00:00	34.4	143	168	55	38.9	10.7%	29.1
28/06/2024 14:00:00	33.2	155	182	45	37.9	6.6%	27.7
28/06/2024 15:00:00	33.9	150	176	45	38.1	9.7%	27.8
28/06/2024 16:00:00	32.8	231	272	50	38.2	5.5%	26.7
28/06/2024 17:00:00	32.2	241	284	50	38.8	4.2%	26.9
28/06/2024 18:00:00	33.8	253	298	65	40.1	9.1%	28.3
28/06/2024 19:00:00	33.1	218	256	50	39.2	5.9%	27.4
28/06/2024 20:00:00	34.0	162	191	45	38.8	9.9%	28.7
28/06/2024 21:00:00	34.9	128	150	45	39.4	14.0%	29.0
28/06/2024 22:00:00	33.5	124	146	65	41.0	6.8%	28.3
28/06/2024 23:00:00	33.5	66	78	40	37.5	10.3%	27.6
29/06/2024 00:00:00	34.2	48	56	55	42.5	10.7%	28.4
29/06/2024 01:00:00	40.0	26	30	50	43.5	16.7%	30.6
29/06/2024 02:00:00	38.8	13	15	60	41.5	33.3%	33.8
29/06/2024 03:00:00	35.0	4	5	40	37.5	20.0%	30.0
29/06/2024 04:00:00	40.0	3	3	40	37.5	66.7%	33.7
29/06/2024 05:00:00	50.0	3	4	55	50.0	50.0%	33.3
29/06/2024 06:00:00	37.5	12	14	45	39.2	21.4%	28.2
29/06/2024 07:00:00	40.0	13	15	50	40.5	33.3%	29.1
29/06/2024 08:00:00	35.0	30	35	50	39.5	14.3%	28.8

29/06/2024 09:00:00	34.6	65	76	45	38.6	11.8%	28.4
29/06/2024 10:00:00	33.3	99	117	45	39.7	7.7%	27.1
29/06/2024 11:00:00	33.8	162	190	45	38.8	7.9%	27.4
29/06/2024 12:00:00	34.3	133	157	45	39.1	12.1%	27.7
29/06/2024 13:00:00	33.1	152	179	45	38.8	6.7%	27.5
29/06/2024 14:00:00	33.4	153	180	45	38.3	6.7%	27.7
29/06/2024 15:00:00	33.6	173	203	50	38.7	8.4%	27.7
29/06/2024 16:00:00	33.7	132	155	45	38.8	7.7%	27.7
29/06/2024 17:00:00	34.0	162	191	55	39.8	10.5%	28.3
29/06/2024 18:00:00	33.6	164	193	55	39.7	8.3%	27.8
29/06/2024 19:00:00	32.9	173	203	45	38.7	6.4%	27.4
29/06/2024 20:00:00	34.9	127	149	50	38.5	14.1%	28.6
29/06/2024 21:00:00	34.4	101	119	50	38.6	11.8%	29.1
29/06/2024 22:00:00	34.7	94	110	55	42.5	12.7%	29.0
29/06/2024 23:00:00	34.2	78	92	55	39.8	12.0%	28.3
30/06/2024 00:00:00	36.0	34	40	50	39.6	17.5%	28.6
30/06/2024 01:00:00	37.5	35	41	50	38.4	26.8%	30.3
30/06/2024 02:00:00	35.0	16	19	40	37.5	15.8%	29.3
30/06/2024 03:00:00	35.0	9	11	40	37.5	18.2%	29.4
30/06/2024 04:00:00	40.0	7	8	50	40.0	50.0%	34.5
30/06/2024 05:00:00	37.5	8	10	45	39.2	30.0%	30.5
30/06/2024 06:00:00	50.0	1	1	50	47.5	100.0%	47.0
30/06/2024 07:00:00	33.3	10	12	40	37.5	8.3%	27.1
30/06/2024 08:00:00	35.0	22	26	45	40.0	15.4%	25.7
30/06/2024 09:00:00	38.8	37	43	55	40.8	27.9%	29.9
30/06/2024 10:00:00	34.4	71	84	45	38.5	11.9%	27.6
30/06/2024 11:00:00	34.1	115	135	60	40.4	8.9%	28.8
30/06/2024 12:00:00	34.5	114	134	45	38.2	11.2%	29.3
30/06/2024 13:00:00	34.1	154	181	45	38.1	9.9%	28.7
30/06/2024 14:00:00	33.9	156	183	50	39.1	8.7%	28.9
30/06/2024 15:00:00	34.0	124	146	50	41.1	9.6%	28.9
30/06/2024 16:00:00	35.0	144	169	55	39.5	14.8%	30.0
30/06/2024 17:00:00	34.2	167	197	45	38.5	10.2%	29.1
30/06/2024 18:00:00	35.0	112	132	50	39.0	15.2%	29.4
30/06/2024 19:00:00	36.4	107	126	45	38.3	19.8%	29.6
30/06/2024 20:00:00	35.0	116	137	50	38.5	15.3%	29.0
30/06/2024 21:00:00	35.0	101	119	50	40.0	15.1%	29.3
30/06/2024 22:00:00	32.7	54	63	45	39.2	4.8%	27.6
30/06/2024 23:00:00	37.2	31	36	40	37.5	25.0%	30.8
01/07/2024 00:00:00	35.0	26	30	40	37.5	13.3%	28.4
01/07/2024 01:00:00	34.2	13	15	40	37.5	6.7%	28.9
01/07/2024 02:00:00	32.5	7	8	35	0.0	0.0%	27.0
01/07/2024 03:00:00	40.0	3	3	40	37.5	33.3%	30.3
01/07/2024 04:00:00	30.0	2	2	30	0.0	0.0%	24.5
01/07/2024 05:00:00	35.0	3	3	35	0.0	0.0%	27.0
01/07/2024 06:00:00	37.5	10	12	45	39.2	25.0%	24.3
01/07/2024 07:00:00	32.8	32	38	40	37.5	5.3%	25.4
01/07/2024 08:00:00	34.8	78	92	50	38.7	14.1%	27.3

01/07/2024 09:00:00	32.1	168	198	50	39.6	3.5%	27.0
01/07/2024 10:00:00	32.7	122	144	40	37.5	4.9%	26.6
01/07/2024 11:00:00	32.2	106	125	50	39.4	6.4%	26.0
01/07/2024 12:00:00	33.0	120	141	45	38.1	6.4%	26.7
01/07/2024 13:00:00	32.5	125	147	45	38.2	4.8%	26.4
01/07/2024 14:00:00	33.8	119	140	45	38.0	7.9%	28.2
01/07/2024 15:00:00	33.8	149	175	45	38.9	8.0%	27.6
01/07/2024 16:00:00	31.9	251	295	45	38.3	4.4%	26.6
01/07/2024 17:00:00	33.4	268	315	50	38.9	7.9%	28.1
01/07/2024 18:00:00	33.4	280	329	45	38.6	7.0%	28.1
01/07/2024 19:00:00	33.8	243	286	45	38.4	9.4%	28.0
01/07/2024 20:00:00	34.5	125	147	55	40.8	12.2%	28.6
01/07/2024 21:00:00	34.7	117	138	55	39.6	13.8%	29.0
01/07/2024 22:00:00	33.9	82	97	50	40.0	10.3%	28.0
01/07/2024 23:00:00	36.2	37	43	50	40.4	16.3%	30.1
02/07/2024 00:00:00	34.4	19	22	40	37.5	9.1%	29.7
02/07/2024 01:00:00	40.0	9	11	50	40.5	45.5%	32.5
02/07/2024 02:00:00	40.0	2	2	40	37.5	50.0%	34.5
02/07/2024 03:00:00	55.0	2	2	55	45.0	100.0%	44.5
02/07/2024 04:00:00	40.0	3	3	40	37.5	33.3%	32.0
02/07/2024 05:00:00	30.0	3	3	30	0.0	0.0%	25.3
02/07/2024 06:00:00	32.5	10	12	35	0.0	0.0%	18.5
02/07/2024 07:00:00	34.0	41	48	55	41.5	10.4%	27.1
02/07/2024 08:00:00	33.3	82	97	45	38.5	10.3%	25.2
02/07/2024 09:00:00	32.8	164	193	45	39.0	6.7%	26.8
02/07/2024 10:00:00	32.9	115	135	55	39.7	6.7%	26.4
02/07/2024 11:00:00	32.1	100	118	45	38.8	3.4%	26.1
02/07/2024 12:00:00	32.5	100	118	45	38.3	5.1%	25.9
02/07/2024 13:00:00	33.6	120	141	40	37.5	7.1%	27.9
02/07/2024 14:00:00	33.8	137	161	50	40.2	9.3%	26.5
02/07/2024 15:00:00	33.9	156	183	50	38.7	9.3%	27.7
02/07/2024 16:00:00	32.5	217	255	45	39.2	3.5%	26.8
02/07/2024 17:00:00	33.6	231	272	55	38.5	7.4%	28.5
02/07/2024 18:00:00	33.6	269	316	45	38.8	7.6%	28.2
02/07/2024 19:00:00	34.2	215	253	50	40.8	10.7%	28.9
02/07/2024 20:00:00	33.8	153	180	45	39.1	8.9%	28.2
02/07/2024 21:00:00	33.7	123	145	45	38.7	9.0%	28.2
02/07/2024 22:00:00	34.4	73	86	55	39.0	11.6%	29.0
02/07/2024 23:00:00	33.6	53	62	60	41.5	8.1%	28.1
03/07/2024 00:00:00	36.2	20	24	50	39.5	20.8%	30.3
03/07/2024 01:00:00	35.0	10	12	40	37.5	16.7%	29.3
03/07/2024 02:00:00	40.0	6	7	45	39.2	42.9%	32.7
03/07/2024 03:00:00	45.0	7	8	55	42.5	50.0%	32.0
03/07/2024 04:00:00	35.0	3	4	40	37.5	25.0%	33.3
03/07/2024 05:00:00	50.0	3	3	50	45.0	66.7%	37.0
03/07/2024 06:00:00	33.3	9	11	40	37.5	9.1%	27.2
03/07/2024 07:00:00	34.3	28	33	45	38.8	12.1%	27.4
03/07/2024 08:00:00	33.2	71	84	40	37.5	6.0%	26.6

Incoming Summary
 Siingleton Hill July 2024

from Wed-Jun-19-2024-09-00-AM to Mon-Aug-05-2024-11-59-AM

03/07/2024 09:00:00	32.9	146	172	50	38.8	7.0%	26.9
03/07/2024 10:00:00	32.1	110	130	45	38.5	3.8%	26.1
03/07/2024 11:00:00	30.5	98	115	45	38.1	7.0%	25.6
03/07/2024 12:00:00	32.1	109	128	50	39.5	3.9%	26.0
03/07/2024 13:00:00	32.3	152	179	45	39.4	4.5%	25.8
03/07/2024 14:00:00	31.7	145	171	45	38.2	4.1%	25.8
03/07/2024 15:00:00	33.0	153	180	45	39.6	6.7%	26.9
03/07/2024 16:00:00	32.4	209	246	65	40.8	4.9%	26.8
03/07/2024 17:00:00	33.9	219	258	50	38.6	8.9%	28.1
03/07/2024 18:00:00	33.3	291	342	50	38.3	5.3%	27.9
03/07/2024 19:00:00	33.0	103	121	40	37.5	5.8%	28.1
03/07/2024 20:00:00	**No Data**						
03/07/2024 21:00:00	**No Data**						
						
05/08/2024 12:00:00	0.0	0	0	0	0.0	0.0%	0.0

Day/Time Ending	85th pctl (MPH)	85th pctl cnts	Total Cnts	Max Speed	Avg Speeder	% Speeders	Avg Speed
20/06/2024 00:00:00	33.6	2106	2478	60	39.3	8.5%	27.7
21/06/2024 00:00:00	33.8	2360	2776	55	38.8	9.0%	27.8
22/06/2024 00:00:00	33.6	2497	2938	65	39.6	8.4%	27.8
23/06/2024 00:00:00	33.6	2103	2474	70	39.1	8.5%	27.7
24/06/2024 00:00:00	34.4	1767	2079	65	39.6	11.7%	28.6
25/06/2024 00:00:00	33.9	2392	2814	60	38.9	9.4%	28.0
26/06/2024 00:00:00	33.7	2436	2866	55	38.9	8.4%	27.9
27/06/2024 00:00:00	33.4	2456	2890	60	38.8	7.3%	27.5
28/06/2024 00:00:00	33.6	2366	2784	60	39.1	8.3%	27.9
29/06/2024 00:00:00	33.4	2564	3017	65	39.3	7.6%	27.6
30/06/2024 00:00:00	34.0	2104	2475	60	39.4	10.1%	28.0
01/07/2024 00:00:00	34.7	1737	2043	60	39.0	13.3%	29.1
02/07/2024 00:00:00	33.4	2478	2915	55	38.9	7.8%	27.5
03/07/2024 00:00:00	33.5	2397	2820	60	39.3	8.0%	27.6
04/07/2024 00:00:00	33.0	1873	2204	65	39.0	6.3%	27.0
05/07/2024 00:00:00	**No Data**						
06/07/2024 00:00:00	**No Data**						
07/07/2024 00:00:00							
						
08/07/2024 00:00:00							
09/07/2024 00:00:00							
10/07/2024 00:00:00							
11/07/2024 00:00:00							
12/07/2024 00:00:00							
13/07/2024 00:00:00							
14/07/2024 00:00:00							
15/07/2024 00:00:00							
16/07/2024 00:00:00							
17/07/2024 00:00:00							
18/07/2024 00:00:00							
19/07/2024 00:00:00							
20/07/2024 00:00:00							
21/07/2024 00:00:00							
22/07/2024 00:00:00							
23/07/2024 00:00:00							
24/07/2024 00:00:00							
25/07/2024 00:00:00							
26/07/2024 00:00:00							
27/07/2024 00:00:00							
28/07/2024 00:00:00							
29/07/2024 00:00:00							
30/07/2024 00:00:00							
31/07/2024 00:00:00							
01/08/2024 00:00:00							
02/08/2024 00:00:00							
03/08/2024 00:00:00							
04/08/2024 00:00:00							

05/08/2024 00:00:00									
05/08/2024 11:59:59	0.0	0	0	0	0.0	0.0%	0.0		

Incoming Weekly Counts
Siingleton Hill July 2024

from Wed-Jun-19-2024-09-00-AM to Mon-Aug-05-2024-11-59-AM

	17/06/2024	to	23/06/2024							
	Monday	Tuesday	Wednesday	Thursday	Friday	Saturday	Sunday	Week	Weekend	Week Day 85%
Hour	17/06/2024	18/06/2024	19/06/2024	20/06/2024	21/06/2024	22/06/2024	23/06/2024	Day Avg	Avg	Avg Speed
0 - 1	*	*	*	13	21	30	31	17	30.5	33.95
1 - 2	*	*	*	4	11	7	19	7.5	13	34.15
2 - 3	*	*	*	2	2	7	5	2	6	35
3 - 4	*	*	*	8	2	6	9	5	7.5	47.5
4 - 5	*	*	*	8	8	5	4	8	4.5	48.75
5 - 6	*	*	*	9	9	6	3	9	4.5	37.5
6 - 7	*	*	*	41	35	8	8	38	8	34.6
7 - 8	*	*	*	91	103	37	24	97	30.5	32.95
8 - 9	*	*	*	164	185	60	46	174.5	53	31.65
9 - 10	*	*	72	133	121	118	82	108.67	100	32.97
10 - 11	*	*	109	114	111	181	104	111.33	142.5	33.73
11 - 12	*	*	132	112	116	180	141	120	160.5	32.77
12 - 13	*	*	141	145	161	205	227	149	216	33.27
13 - 14	*	*	166	129	157	189	198	150.67	193.5	33.47
14 - 15	*	*	169	198	182	206	147	183	176.5	32.87
15 - 16	*	*	273	262	271	180	165	268.67	172.5	32.87
16 - 17	*	*	277	331	288	172	146	298.67	159	33.63
17 - 18	*	*	369	291	308	168	183	322.67	175.5	33.83
18 - 19	*	*	268	190	262	211	136	240	173.5	34.27
19 - 20	*	*	171	207	195	148	167	191	157.5	34.03
20 - 21	*	*	159	124	170	139	121	151	130	34.17
21 - 22	*	*	88	105	99	96	55	97.33	75.5	33.6
22 - 23	*	*	52	72	92	54	41	72	47.5	34.37
23 - 24	*	*	32	23	29	61	17	28	39	36.4
Totals	0	0	2478	2776	2938	2474	2079			
% of Total	0%	0%	19.44%	21.78%	23.05%	19.41%	16.31%			

Incoming Weekly Counts
Siingleton Hill July 2024

from Wed-Jun-19-2024-09-00-AM to Mon-Aug-05-2024-11-59-AM

	24/06/2024	to	30/06/2024							
	Monday	Tuesday	Wednesday	Thursday	Friday	Saturday	Sunday	Week	Weekend	Week Day 85%
Hour	24/06/2024	25/06/2024	26/06/2024	27/06/2024	28/06/2024	29/06/2024	30/06/2024	Day Avg	Avg	Avg Speed
0 - 1	11	8	14	16	18	30	41	13.4	35.5	35.22
1 - 2	6	11	8	6	13	15	19	8.8	17	40.26
2 - 3	6	4	6	5	4	5	11	5	8	33.5
3 - 4	2	4	4	5	4	3	8	3.8	5.5	33.16
4 - 5	5	5	3	3	7	4	10	4.6	7	36
5 - 6	10	8	6	12	16	14	1	10.4	7.5	38.46
6 - 7	30	44	36	33	55	15	12	39.6	13.5	36.7
7 - 8	99	98	79	83	87	35	26	89.2	30.5	33.04
8 - 9	152	148	208	154	181	76	43	168.6	59.5	32.2
9 - 10	112	131	125	122	134	117	84	124.8	100.5	32.4
10 - 11	137	108	137	107	126	190	135	123	162.5	33
11 - 12	106	130	128	130	115	157	134	121.8	145.5	33.14
12 - 13	169	145	165	137	168	179	181	156.8	180	33.9
13 - 14	132	137	150	170	182	180	183	154.2	181.5	33.46
14 - 15	175	171	189	149	176	203	146	172	174.5	33.56
15 - 16	236	225	273	256	272	155	169	252.4	162	33.16
16 - 17	305	308	272	313	284	191	197	296.4	194	33.1
17 - 18	290	333	271	311	298	193	132	300.6	162.5	33.86
18 - 19	287	265	274	228	256	203	126	262	164.5	33.74
19 - 20	198	217	206	194	191	149	137	201.2	143	33.96
20 - 21	139	129	142	153	150	119	119	142.6	119	34.34
21 - 22	123	107	110	115	146	110	63	120.2	86.5	33.32
22 - 23	71	88	65	57	78	92	36	71.8	64	33.14
23 - 24	13	42	19	25	56	40	30	31	35	36.5
Totals	2814	2866	2890	2784	3017	2475	2043			
% of Total	14.9%	15.17%	15.3%	14.74%	15.97%	13.1%	10.82%			

Incoming Weekly Counts
Siingleton Hill July 2024

from Wed-Jun-19-2024-09-00-AM to Mon-Aug-05-2024-11-59-AM

	01/07/2024	to	07/07/2024							
	Monday	Tuesday	Wednesday	Thursday	Friday	Saturday	Sunday	Week	Weekend	Week Day 85%
Hour	01/07/2024	02/07/2024	03/07/2024	04/07/2024	05/07/2024	06/07/2024	07/07/2024	Day Avg	Avg	Avg Speed
0 - 1	15	11	12	0	0	0	0	7.6	0	36.4
1 - 2	8	2	7	0	0	0	0	3.4	0	37.5
2 - 3	3	2	8	0	0	0	0	2.6	0	46.67
3 - 4	2	3	4	0	0	0	0	1.8	0	35
4 - 5	3	3	3	0	0	0	0	1.8	0	38.33
5 - 6	12	12	11	0	0	0	0	7	0	34.43
6 - 7	38	48	33	0	0	0	0	23.8	0	33.7
7 - 8	92	97	84	0	0	0	0	54.6	0	33.77
8 - 9	198	193	172	0	0	0	0	112.6	0	32.6
9 - 10	144	135	130	0	0	0	0	81.8	0	32.57
10 - 11	125	118	115	0	0	0	0	71.6	0	31.6
11 - 12	141	118	128	0	0	0	0	77.4	0	32.53
12 - 13	147	141	179	0	0	0	0	93.4	0	32.8
13 - 14	140	161	171	0	0	0	0	94.4	0	33.1
14 - 15	175	183	180	0	0	0	0	107.6	0	33.57
15 - 16	295	255	246	0	0	0	0	159.2	0	32.27
16 - 17	315	272	258	0	0	0	0	169	0	33.63
17 - 18	329	316	342	0	0	0	0	197.4	0	33.43
18 - 19	286	253	121	0	0	0	0	132	0	33.67
19 - 20	147	180	0	0	0	0	0	65.4	0	34.15
20 - 21	138	145	0	0	0	0	0	56.6	0	34.2
21 - 22	97	86	0	0	0	0	0	36.6	0	34.15
22 - 23	43	62	0	0	0	0	0	21	0	34.9
23 - 24	22	24	0	0	0	0	0	9.2	0	35.3
Totals	2915	2820	2204	0	0	0	0			
% of Total	36.72%	35.52%	27.76%	0%	0%	0%	0%			

Incoming Weekly Counts
Siingleton Hill July 2024

from Wed-Jun-19-2024-09-00-AM to Mon-Aug-05-2024-11-59-AM

	08/07/2024	to	14/07/2024							
	Monday	Tuesday	Wednesday	Thursday	Friday	Saturday	Sunday	Week	Weekend	Week Day 85%
Hour	08/07/2024	09/07/2024	10/07/2024	11/07/2024	12/07/2024	13/07/2024	14/07/2024	Day Avg	Avg	Avg Speed
0 - 1	0	0	0	0	0	0	0	0	0	0
1 - 2	0	0	0	0	0	0	0	0	0	0
2 - 3	0	0	0	0	0	0	0	0	0	0
3 - 4	0	0	0	0	0	0	0	0	0	0
4 - 5	0	0	0	0	0	0	0	0	0	0
5 - 6	0	0	0	0	0	0	0	0	0	0
6 - 7	0	0	0	0	0	0	0	0	0	0
7 - 8	0	0	0	0	0	0	0	0	0	0
8 - 9	0	0	0	0	0	0	0	0	0	0
9 - 10	0	0	0	0	0	0	0	0	0	0
10 - 11	0	0	0	0	0	0	0	0	0	0
11 - 12	0	0	0	0	0	0	0	0	0	0
12 - 13	0	0	0	0	0	0	0	0	0	0
13 - 14	0	0	0	0	0	0	0	0	0	0
14 - 15	0	0	0	0	0	0	0	0	0	0
15 - 16	0	0	0	0	0	0	0	0	0	0
16 - 17	0	0	0	0	0	0	0	0	0	0
17 - 18	0	0	0	0	0	0	0	0	0	0
18 - 19	0	0	0	0	0	0	0	0	0	0
19 - 20	0	0	0	0	0	0	0	0	0	0
20 - 21	0	0	0	0	0	0	0	0	0	0
21 - 22	0	0	0	0	0	0	0	0	0	0
22 - 23	0	0	0	0	0	0	0	0	0	0
23 - 24	0	0	0	0	0	0	0	0	0	0
Totals	0	0	0	0	0	0	0			
% of Total	0%	0%	0%	0%	0%	0%	0%			

Incoming Weekly Counts
Siingleton Hill July 2024

from Wed-Jun-19-2024-09-00-AM to Mon-Aug-05-2024-11-59-AM

	15/07/2024	to	21/07/2024							
	Monday	Tuesday	Wednesday	Thursday	Friday	Saturday	Sunday	Week	Weekend	Week Day 85%
Hour	15/07/2024	16/07/2024	17/07/2024	18/07/2024	19/07/2024	20/07/2024	21/07/2024	Day Avg	Avg	Avg Speed
0 - 1	0	0	0	0	0	0	0	0	0	0
1 - 2	0	0	0	0	0	0	0	0	0	0
2 - 3	0	0	0	0	0	0	0	0	0	0
3 - 4	0	0	0	0	0	0	0	0	0	0
4 - 5	0	0	0	0	0	0	0	0	0	0
5 - 6	0	0	0	0	0	0	0	0	0	0
6 - 7	0	0	0	0	0	0	0	0	0	0
7 - 8	0	0	0	0	0	0	0	0	0	0
8 - 9	0	0	0	0	0	0	0	0	0	0
9 - 10	0	0	0	0	0	0	0	0	0	0
10 - 11	0	0	0	0	0	0	0	0	0	0
11 - 12	0	0	0	0	0	0	0	0	0	0
12 - 13	0	0	0	0	0	0	0	0	0	0
13 - 14	0	0	0	0	0	0	0	0	0	0
14 - 15	0	0	0	0	0	0	0	0	0	0
15 - 16	0	0	0	0	0	0	0	0	0	0
16 - 17	0	0	0	0	0	0	0	0	0	0
17 - 18	0	0	0	0	0	0	0	0	0	0
18 - 19	0	0	0	0	0	0	0	0	0	0
19 - 20	0	0	0	0	0	0	0	0	0	0
20 - 21	0	0	0	0	0	0	0	0	0	0
21 - 22	0	0	0	0	0	0	0	0	0	0
22 - 23	0	0	0	0	0	0	0	0	0	0
23 - 24	0	0	0	0	0	0	0	0	0	0
Totals	0	0	0	0	0	0	0			
% of Total	0%	0%	0%	0%	0%	0%	0%			

Incoming Weekly Counts
Siingleton Hill July 2024

from Wed-Jun-19-2024-09-00-AM to Mon-Aug-05-2024-11-59-AM

	22/07/2024	to	28/07/2024							
	Monday	Tuesday	Wednesday	Thursday	Friday	Saturday	Sunday	Week	Weekend	Week Day 85%
Hour	22/07/2024	23/07/2024	24/07/2024	25/07/2024	26/07/2024	27/07/2024	28/07/2024	Day Avg	Avg	Avg Speed
0 - 1	0	0	0	0	0	0	0	0	0	0
1 - 2	0	0	0	0	0	0	0	0	0	0
2 - 3	0	0	0	0	0	0	0	0	0	0
3 - 4	0	0	0	0	0	0	0	0	0	0
4 - 5	0	0	0	0	0	0	0	0	0	0
5 - 6	0	0	0	0	0	0	0	0	0	0
6 - 7	0	0	0	0	0	0	0	0	0	0
7 - 8	0	0	0	0	0	0	0	0	0	0
8 - 9	0	0	0	0	0	0	0	0	0	0
9 - 10	0	0	0	0	0	0	0	0	0	0
10 - 11	0	0	0	0	0	0	0	0	0	0
11 - 12	0	0	0	0	0	0	0	0	0	0
12 - 13	0	0	0	0	0	0	0	0	0	0
13 - 14	0	0	0	0	0	0	0	0	0	0
14 - 15	0	0	0	0	0	0	0	0	0	0
15 - 16	0	0	0	0	0	0	0	0	0	0
16 - 17	0	0	0	0	0	0	0	0	0	0
17 - 18	0	0	0	0	0	0	0	0	0	0
18 - 19	0	0	0	0	0	0	0	0	0	0
19 - 20	0	0	0	0	0	0	0	0	0	0
20 - 21	0	0	0	0	0	0	0	0	0	0
21 - 22	0	0	0	0	0	0	0	0	0	0
22 - 23	0	0	0	0	0	0	0	0	0	0
23 - 24	0	0	0	0	0	0	0	0	0	0
Totals	0	0	0	0	0	0	0			
% of Total	0%	0%	0%	0%	0%	0%	0%			

Incoming Weekly Counts
Siingleton Hill July 2024

from Wed-Jun-19-2024-09-00-AM to Mon-Aug-05-2024-11-59-AM

	29/07/2024	to	04/08/2024							
	Monday	Tuesday	Wednesday	Thursday	Friday	Saturday	Sunday	Week	Weekend	Week Day 85%
Hour	29/07/2024	30/07/2024	31/07/2024	01/08/2024	02/08/2024	03/08/2024	04/08/2024	Day Avg	Avg	Avg Speed
0 - 1	0	0	0	0	0	0	0	0	0	0
1 - 2	0	0	0	0	0	0	0	0	0	0
2 - 3	0	0	0	0	0	0	0	0	0	0
3 - 4	0	0	0	0	0	0	0	0	0	0
4 - 5	0	0	0	0	0	0	0	0	0	0
5 - 6	0	0	0	0	0	0	0	0	0	0
6 - 7	0	0	0	0	0	0	0	0	0	0
7 - 8	0	0	0	0	0	0	0	0	0	0
8 - 9	0	0	0	0	0	0	0	0	0	0
9 - 10	0	0	0	0	0	0	0	0	0	0
10 - 11	0	0	0	0	0	0	0	0	0	0
11 - 12	0	0	0	0	0	0	0	0	0	0
12 - 13	0	0	0	0	0	0	0	0	0	0
13 - 14	0	0	0	0	0	0	0	0	0	0
14 - 15	0	0	0	0	0	0	0	0	0	0
15 - 16	0	0	0	0	0	0	0	0	0	0
16 - 17	0	0	0	0	0	0	0	0	0	0
17 - 18	0	0	0	0	0	0	0	0	0	0
18 - 19	0	0	0	0	0	0	0	0	0	0
19 - 20	0	0	0	0	0	0	0	0	0	0
20 - 21	0	0	0	0	0	0	0	0	0	0
21 - 22	0	0	0	0	0	0	0	0	0	0
22 - 23	0	0	0	0	0	0	0	0	0	0
23 - 24	0	0	0	0	0	0	0	0	0	0
Totals	0	0	0	0	0	0	0			
% of Total	0%	0%	0%	0%	0%	0%	0%			

Incoming Weekly Counts
Siingleton Hill July 2024

from Wed-Jun-19-2024-09-00-AM to Mon-Aug-05-2024-11-59-AM

	05/08/2024	to	11/08/2024							
	Monday	Tuesday	Wednesday	Thursday	Friday	Saturday	Sunday	Week	Weekend	Week Day 85%
Hour	05/08/2024	06/08/2024	07/08/2024	08/08/2024	09/08/2024	10/08/2024	11/08/2024	Day Avg	Avg	Avg Speed
0 - 1	0	*	*	*	*	*	*	0	0	0
1 - 2	0	*	*	*	*	*	*	0	0	0
2 - 3	0	*	*	*	*	*	*	0	0	0
3 - 4	0	*	*	*	*	*	*	0	0	0
4 - 5	0	*	*	*	*	*	*	0	0	0
5 - 6	0	*	*	*	*	*	*	0	0	0
6 - 7	0	*	*	*	*	*	*	0	0	0
7 - 8	0	*	*	*	*	*	*	0	0	0
8 - 9	0	*	*	*	*	*	*	0	0	0
9 - 10	0	*	*	*	*	*	*	0	0	0
10 - 11	0	*	*	*	*	*	*	0	0	0
11 - 12	0	*	*	*	*	*	*	0	0	0
12 - 13	*	*	*	*	*	*	*	0	0	0
13 - 14	*	*	*	*	*	*	*	0	0	0
14 - 15	*	*	*	*	*	*	*	0	0	0
15 - 16	*	*	*	*	*	*	*	0	0	0
16 - 17	*	*	*	*	*	*	*	0	0	0
17 - 18	*	*	*	*	*	*	*	0	0	0
18 - 19	*	*	*	*	*	*	*	0	0	0
19 - 20	*	*	*	*	*	*	*	0	0	0
20 - 21	*	*	*	*	*	*	*	0	0	0
21 - 22	*	*	*	*	*	*	*	0	0	0
22 - 23	*	*	*	*	*	*	*	0	0	0
23 - 24	*	*	*	*	*	*	*	0	0	0
Totals	0	0	0	0	0	0	0			
% of Total	0%	0%	0%	0%	0%	0%	0%			

Incoming Monthly Counts
Siingleton Hill July 2024

from Wed-Jun-19-2024-09-00-AM to Mon-Aug-05-2024-11-59-AM

Hour	Jun 2024							Week Day Avg	Weekend Avg	Week Day 85% Avg Speed
	Monday	Tuesday	Wednesday	Thursday	Friday	Saturday	Sunday			
0 - 1	11	8	14	29	39	60	72	20.2	66	34.68
1 - 2	6	11	8	10	24	22	38	11.8	30	40.42
2 - 3	6	4	6	7	6	12	16	5.8	14	34.66
3 - 4	2	4	4	13	6	9	17	5.8	13	35.66
4 - 5	5	5	3	11	15	9	14	7.8	11.5	36.66
5 - 6	10	8	6	21	25	20	4	14	12	39.04
6 - 7	30	44	36	74	90	23	20	54.8	21.5	36.68
7 - 8	99	98	79	174	190	72	50	128	61	33.22
8 - 9	152	148	208	318	366	136	89	238.4	112.5	32.02
9 - 10	112	131	197	255	255	235	166	190	200.5	32.44
10 - 11	137	108	246	221	237	371	239	189.8	305	33.2
11 - 12	106	130	260	242	231	337	275	193.8	306	33.24
12 - 13	169	145	306	282	329	384	408	246.2	396	33.76
13 - 14	132	137	316	299	339	369	381	244.6	375	33.4
14 - 15	175	171	358	347	358	409	293	281.8	351	33.3
15 - 16	236	225	546	518	543	335	334	413.6	334.5	33.2
16 - 17	305	308	549	644	572	363	343	475.6	353	33.34
17 - 18	290	333	640	602	606	361	315	494.2	338	33.96
18 - 19	287	265	542	418	518	414	262	406	338	33.98
19 - 20	198	217	377	401	386	297	304	315.8	300.5	34
20 - 21	139	129	301	277	320	258	240	233.2	249	34.3
21 - 22	123	107	198	220	245	206	118	178.6	162	33.4
22 - 23	71	88	117	129	170	146	77	115	111.5	33.58
23 - 24	13	42	51	48	85	101	47	47.8	74	36.4
Totals	2814	2866	5368	5560	5955	4949	4122			
% of Total	8.9%	9.06%	16.97%	17.58%	18.82%	15.64%	13.03%			

Incoming Monthly Counts
Siingleton Hill July 2024

from Wed-Jun-19-2024-09-00-AM to Mon-Aug-05-2024-11-59-AM

	Jul 2024									
	Monday	Tuesday	Wednesday	Thursday	Friday	Saturday	Sunday	Week	Weekend	Week Day 85%
Hour								Day Avg	Avg	Avg Speed
0 - 1	15	11	12	0	0	0	0	7.6	0	36.4
1 - 2	8	2	7	0	0	0	0	3.4	0	37.5
2 - 3	3	2	8	0	0	0	0	2.6	0	46.67
3 - 4	2	3	4	0	0	0	0	1.8	0	35
4 - 5	3	3	3	0	0	0	0	1.8	0	38.33
5 - 6	12	12	11	0	0	0	0	7	0	34.43
6 - 7	38	48	33	0	0	0	0	23.8	0	33.7
7 - 8	92	97	84	0	0	0	0	54.6	0	33.77
8 - 9	198	193	172	0	0	0	0	112.6	0	32.6
9 - 10	144	135	130	0	0	0	0	81.8	0	32.57
10 - 11	125	118	115	0	0	0	0	71.6	0	31.6
11 - 12	141	118	128	0	0	0	0	77.4	0	32.53
12 - 13	147	141	179	0	0	0	0	93.4	0	32.8
13 - 14	140	161	171	0	0	0	0	94.4	0	33.1
14 - 15	175	183	180	0	0	0	0	107.6	0	33.57
15 - 16	295	255	246	0	0	0	0	159.2	0	32.27
16 - 17	315	272	258	0	0	0	0	169	0	33.63
17 - 18	329	316	342	0	0	0	0	197.4	0	33.43
18 - 19	286	253	121	0	0	0	0	132	0	33.67
19 - 20	147	180	0	0	0	0	0	65.4	0	34.15
20 - 21	138	145	0	0	0	0	0	56.6	0	34.2
21 - 22	97	86	0	0	0	0	0	36.6	0	34.15
22 - 23	43	62	0	0	0	0	0	21	0	34.9
23 - 24	22	24	0	0	0	0	0	9.2	0	35.3
Totals	2915	2820	2204	0	0	0	0			
% of Total	36.72%	35.52%	27.76%	0%	0%	0%	0%			

Incoming Monthly Counts
 Singleton Hill July 2024

from Wed-Jun-19-2024-09-00-AM to Mon-Aug-05-2024-11-59-AM

Hour	Aug 2024							Week Day Avg	Weekend Avg	Week Day 85% Avg Speed
	Monday	Tuesday	Wednesday	Thursday	Friday	Saturday	Sunday			
0 - 1	0	*	*	0	0	0	0	0	0	0
1 - 2	0	*	*	0	0	0	0	0	0	0
2 - 3	0	*	*	0	0	0	0	0	0	0
3 - 4	0	*	*	0	0	0	0	0	0	0
4 - 5	0	*	*	0	0	0	0	0	0	0
5 - 6	0	*	*	0	0	0	0	0	0	0
6 - 7	0	*	*	0	0	0	0	0	0	0
7 - 8	0	*	*	0	0	0	0	0	0	0
8 - 9	0	*	*	0	0	0	0	0	0	0
9 - 10	0	*	*	0	0	0	0	0	0	0
10 - 11	0	*	*	0	0	0	0	0	0	0
11 - 12	0	*	*	0	0	0	0	0	0	0
12 - 13	*	*	*	0	0	0	0	0	0	0
13 - 14	*	*	*	0	0	0	0	0	0	0
14 - 15	*	*	*	0	0	0	0	0	0	0
15 - 16	*	*	*	0	0	0	0	0	0	0
16 - 17	*	*	*	0	0	0	0	0	0	0
17 - 18	*	*	*	0	0	0	0	0	0	0
18 - 19	*	*	*	0	0	0	0	0	0	0
19 - 20	*	*	*	0	0	0	0	0	0	0
20 - 21	*	*	*	0	0	0	0	0	0	0
21 - 22	*	*	*	0	0	0	0	0	0	0
22 - 23	*	*	*	0	0	0	0	0	0	0
23 - 24	*	*	*	0	0	0	0	0	0	0
Totals	0	0	0	0	0	0	0			
% of Total	0%	0%	0%	0%	0%	0%	0%			

Incoming Weekly Speeds
Siingleton Hill July 2024

from Wed-Jun-19-2024-09-00-AM to Mon-Aug-05-2024-11-59-AM

	17/06/2024	to	23/06/2024							
	Monday	Tuesday	Wednesday	Thursday	Friday	Saturday	Sunday	Week	Weekend	Week Day 85%
Hour	17/06/2024	18/06/2024	19/06/2024	20/06/2024	21/06/2024	22/06/2024	23/06/2024	Day Avg	Avg	Avg Speed
0 - 1	*	*	*	30.92	25.95	28.73	27.71	27.85	28.21	33.95
1 - 2	*	*	*	25.75	30.64	35	29.74	29.33	31.15	34.15
2 - 3	*	*	*	29.5	29.5	31.57	29	29.5	30.5	35
3 - 4	*	*	*	30.75	42	28.67	28.11	33	28.33	47.5
4 - 5	*	*	*	29.5	38.88	31	29.5	34.19	30.33	48.75
5 - 6	*	*	*	28.67	28.11	27.17	32	28.39	28.78	37.5
6 - 7	*	*	*	27.44	27.23	27.62	27	27.34	27.31	34.6
7 - 8	*	*	*	26.36	26.7	27.57	24.54	26.54	26.38	32.95
8 - 9	*	*	*	25.43	26.76	28.43	27.26	26.13	27.92	31.65
9 - 10	*	*	26.88	27.47	26.97	24.69	28.49	27.15	26.25	32.97
10 - 11	*	*	26.06	27.15	27.89	26.46	28.81	27.04	27.32	33.73
11 - 12	*	*	25.87	26.46	27.78	27.46	29.55	26.67	28.38	32.77
12 - 13	*	*	28.4	26.55	25.63	27.76	29.22	26.8	28.53	33.27
13 - 14	*	*	27.08	27.57	27.11	27.78	29.21	27.23	28.51	33.47
14 - 15	*	*	27.71	26.43	27.45	26.79	27.59	27.16	27.12	32.87
15 - 16	*	*	26.93	27.63	27.55	28.05	28.43	27.37	28.23	32.87
16 - 17	*	*	27.7	28.22	28.34	27.47	28.4	28.1	27.89	33.63
17 - 18	*	*	27.66	29.31	28.09	29.3	28.42	28.29	28.84	33.83
18 - 19	*	*	28.78	28.73	28.17	28.36	28.96	28.54	28.6	34.27
19 - 20	*	*	28.73	28.39	28.88	28.77	28.49	28.66	28.62	34.03
20 - 21	*	*	28.26	28.71	28.85	28.4	29.19	28.61	28.77	34.17
21 - 22	*	*	28.7	28.14	27.44	27.4	26.93	28.08	27.23	33.6
22 - 23	*	*	27.87	29.61	29.27	26.76	27.59	29.05	27.12	34.37
23 - 24	*	*	28.53	30.52	27.72	29.34	29.53	28.8	29.38	36.4
Totals	0	0	27.7	27.8	27.8	27.8	28.6			
% of Total	0%	0%	19.83%	19.9%	19.9%	19.9%	20.47%			

Incoming Weekly Speeds
Siingleton Hill July 2024

from Wed-Jun-19-2024-09-00-AM to Mon-Aug-05-2024-11-59-AM

	24/06/2024	to	30/06/2024							
	Monday	Tuesday	Wednesday	Thursday	Friday	Saturday	Sunday	Week	Weekend	Week Day 85%
Hour	24/06/2024	25/06/2024	26/06/2024	27/06/2024	28/06/2024	29/06/2024	30/06/2024	Day Avg	Avg	Avg Speed
0 - 1	27.91	32.75	28.5	31.81	30.22	30.57	30.32	30.16	30.42	35.22
1 - 2	32.17	29.73	30.12	40.5	28.77	33.8	29.32	31.32	31.29	40.26
2 - 3	27	26	33.83	29	28.25	30	29.36	29.08	29.56	33.5
3 - 4	24.5	30.75	32	28	32	33.67	34.5	29.89	34.27	33.16
4 - 5	26.2	26	25.67	33.67	26.29	33.25	30.5	27.09	31.29	36
5 - 6	33.1	25.88	36.17	26.33	27.75	28.21	47	29.13	29.47	38.46
6 - 7	30.57	29.75	29.5	28.73	28.49	29.07	27.08	29.31	28.19	36.7
7 - 8	26.52	26.42	27.76	26.89	25.63	28.8	25.73	26.61	27.49	33.04
8 - 9	26.39	24.41	26.7	26.7	27.54	28.37	29.93	26.42	28.93	32.2
9 - 10	27.29	25.11	26.7	28.09	26.83	27.06	27.63	26.77	27.3	32.4
10 - 11	27.1	26.06	26.6	26.75	27.46	27.42	28.77	26.82	27.98	33
11 - 12	27.08	26.84	26.75	27.89	25.09	27.72	29.33	26.76	28.46	33.14
12 - 13	27.62	28.42	28.17	27.92	29.14	27.55	28.74	28.26	28.15	33.9
13 - 14	26.61	28.53	28.7	27.91	27.71	27.69	28.92	27.91	28.31	33.46
14 - 15	28.27	27.53	27.34	27.95	27.82	27.66	28.88	27.77	28.17	33.56
15 - 16	27.69	27.86	27.16	26.95	26.72	27.7	29.97	27.24	28.88	33.16
16 - 17	27.68	28.16	27.1	27.78	26.88	28.32	29.1	27.54	28.72	33.1
17 - 18	29.62	29.19	28.06	27.93	28.29	27.81	29.44	28.63	28.47	33.86
18 - 19	29.13	28.63	27.63	28.29	27.38	27.38	29.56	28.23	28.22	33.74
19 - 20	28.55	29.12	27.33	28.97	28.68	28.56	29.04	28.53	28.79	33.96
20 - 21	28.53	28.84	27.58	28.59	28.99	29.12	29.25	28.51	29.18	34.34
21 - 22	28.03	27.21	27.25	28.14	28.28	28.95	27.59	27.83	28.46	33.32
22 - 23	27.08	28.02	27.6	28.74	27.58	28.33	30.83	27.78	29.03	33.14
23 - 24	30.62	29.81	31.42	29.96	28.38	28.65	28.37	29.58	28.53	36.5
Totals	28	27.9	27.5	27.9	27.6	28	29.1			
% of Total	14.29%	14.23%	14.03%	14.23%	14.08%	14.29%	14.85%			

Incoming Weekly Speeds
Siingleton Hill July 2024

from Wed-Jun-19-2024-09-00-AM to Mon-Aug-05-2024-11-59-AM

	01/07/2024	to	07/07/2024							
	Monday	Tuesday	Wednesday	Thursday	Friday	Saturday	Sunday	Week	Weekend	Week Day 85%
Hour	01/07/2024	02/07/2024	03/07/2024	04/07/2024	05/07/2024	06/07/2024	07/07/2024	Day Avg	Avg	Avg Speed
0 - 1	28.87	32.45	29.25	0	0	0	0	30.03	0	36.4
1 - 2	27	34.5	32.71	0	0	0	0	30.24	0	37.5
2 - 3	30.33	44.5	32	0	0	0	0	33.54	0	46.67
3 - 4	24.5	32	33.25	0	0	0	0	30.89	0	35
4 - 5	27	25.33	37	0	0	0	0	29.78	0	38.33
5 - 6	24.25	18.5	27.18	0	0	0	0	23.2	0	34.43
6 - 7	25.37	27.06	27.42	0	0	0	0	26.62	0	33.7
7 - 8	27.35	25.16	26.56	0	0	0	0	26.33	0	33.77
8 - 9	26.97	26.76	26.94	0	0	0	0	26.89	0	32.6
9 - 10	26.58	26.37	26.07	0	0	0	0	26.35	0	32.57
10 - 11	25.98	26.12	25.61	0	0	0	0	25.91	0	31.6
11 - 12	26.66	25.92	26.05	0	0	0	0	26.23	0	32.53
12 - 13	26.41	27.85	25.75	0	0	0	0	26.6	0	32.8
13 - 14	28.16	26.47	25.83	0	0	0	0	26.74	0	33.1
14 - 15	27.57	27.74	26.93	0	0	0	0	27.41	0	33.57
15 - 16	26.59	26.8	26.84	0	0	0	0	26.73	0	32.27
16 - 17	28.14	28.51	28.14	0	0	0	0	28.26	0	33.63
17 - 18	28.05	28.23	27.92	0	0	0	0	28.06	0	33.43
18 - 19	27.98	28.94	28.1	0	0	0	0	28.37	0	33.67
19 - 20	28.6	28.24	0	0	0	0	0	28.4	0	34.15
20 - 21	29.01	28.19	0	0	0	0	0	28.59	0	34.2
21 - 22	27.97	29	0	0	0	0	0	28.45	0	34.15
22 - 23	30.07	28.1	0	0	0	0	0	28.9	0	34.9
23 - 24	29.73	30.25	0	0	0	0	0	30	0	35.3
Totals	27.6	27.6	27	0	0	0	0			
% of Total	33.58%	33.58%	32.85%	0%	0%	0%	0%			

Incoming Weekly Speeds
Siingleton Hill July 2024

from Wed-Jun-19-2024-09-00-AM to Mon-Aug-05-2024-11-59-AM

	08/07/2024	to	14/07/2024							
	Monday	Tuesday	Wednesday	Thursday	Friday	Saturday	Sunday	Week	Weekend	Week Day 85%
Hour	08/07/2024	09/07/2024	10/07/2024	11/07/2024	12/07/2024	13/07/2024	14/07/2024	Day Avg	Avg	Avg Speed
0 - 1	0	0	0	0	0	0	0	0	0	0
1 - 2	0	0	0	0	0	0	0	0	0	0
2 - 3	0	0	0	0	0	0	0	0	0	0
3 - 4	0	0	0	0	0	0	0	0	0	0
4 - 5	0	0	0	0	0	0	0	0	0	0
5 - 6	0	0	0	0	0	0	0	0	0	0
6 - 7	0	0	0	0	0	0	0	0	0	0
7 - 8	0	0	0	0	0	0	0	0	0	0
8 - 9	0	0	0	0	0	0	0	0	0	0
9 - 10	0	0	0	0	0	0	0	0	0	0
10 - 11	0	0	0	0	0	0	0	0	0	0
11 - 12	0	0	0	0	0	0	0	0	0	0
12 - 13	0	0	0	0	0	0	0	0	0	0
13 - 14	0	0	0	0	0	0	0	0	0	0
14 - 15	0	0	0	0	0	0	0	0	0	0
15 - 16	0	0	0	0	0	0	0	0	0	0
16 - 17	0	0	0	0	0	0	0	0	0	0
17 - 18	0	0	0	0	0	0	0	0	0	0
18 - 19	0	0	0	0	0	0	0	0	0	0
19 - 20	0	0	0	0	0	0	0	0	0	0
20 - 21	0	0	0	0	0	0	0	0	0	0
21 - 22	0	0	0	0	0	0	0	0	0	0
22 - 23	0	0	0	0	0	0	0	0	0	0
23 - 24	0	0	0	0	0	0	0	0	0	0
Totals	0	0	0	0	0	0	0			
% of Total	0%	0%	0%	0%	0%	0%	0%			

Incoming Weekly Speeds
Siingleton Hill July 2024

from Wed-Jun-19-2024-09-00-AM to Mon-Aug-05-2024-11-59-AM

	15/07/2024	to	21/07/2024							
	Monday	Tuesday	Wednesday	Thursday	Friday	Saturday	Sunday	Week	Weekend	Week Day 85%
Hour	15/07/2024	16/07/2024	17/07/2024	18/07/2024	19/07/2024	20/07/2024	21/07/2024	Day Avg	Avg	Avg Speed
0 - 1	0	0	0	0	0	0	0	0	0	0
1 - 2	0	0	0	0	0	0	0	0	0	0
2 - 3	0	0	0	0	0	0	0	0	0	0
3 - 4	0	0	0	0	0	0	0	0	0	0
4 - 5	0	0	0	0	0	0	0	0	0	0
5 - 6	0	0	0	0	0	0	0	0	0	0
6 - 7	0	0	0	0	0	0	0	0	0	0
7 - 8	0	0	0	0	0	0	0	0	0	0
8 - 9	0	0	0	0	0	0	0	0	0	0
9 - 10	0	0	0	0	0	0	0	0	0	0
10 - 11	0	0	0	0	0	0	0	0	0	0
11 - 12	0	0	0	0	0	0	0	0	0	0
12 - 13	0	0	0	0	0	0	0	0	0	0
13 - 14	0	0	0	0	0	0	0	0	0	0
14 - 15	0	0	0	0	0	0	0	0	0	0
15 - 16	0	0	0	0	0	0	0	0	0	0
16 - 17	0	0	0	0	0	0	0	0	0	0
17 - 18	0	0	0	0	0	0	0	0	0	0
18 - 19	0	0	0	0	0	0	0	0	0	0
19 - 20	0	0	0	0	0	0	0	0	0	0
20 - 21	0	0	0	0	0	0	0	0	0	0
21 - 22	0	0	0	0	0	0	0	0	0	0
22 - 23	0	0	0	0	0	0	0	0	0	0
23 - 24	0	0	0	0	0	0	0	0	0	0
Totals	0	0	0	0	0	0	0			
% of Total	0%	0%	0%	0%	0%	0%	0%			

Incoming Weekly Speeds
Siingleton Hill July 2024

from Wed-Jun-19-2024-09-00-AM to Mon-Aug-05-2024-11-59-AM

	22/07/2024	to	28/07/2024							
	Monday	Tuesday	Wednesday	Thursday	Friday	Saturday	Sunday	Week	Weekend	Week Day 85%
Hour	22/07/2024	23/07/2024	24/07/2024	25/07/2024	26/07/2024	27/07/2024	28/07/2024	Day Avg	Avg	Avg Speed
0 - 1	0	0	0	0	0	0	0	0	0	0
1 - 2	0	0	0	0	0	0	0	0	0	0
2 - 3	0	0	0	0	0	0	0	0	0	0
3 - 4	0	0	0	0	0	0	0	0	0	0
4 - 5	0	0	0	0	0	0	0	0	0	0
5 - 6	0	0	0	0	0	0	0	0	0	0
6 - 7	0	0	0	0	0	0	0	0	0	0
7 - 8	0	0	0	0	0	0	0	0	0	0
8 - 9	0	0	0	0	0	0	0	0	0	0
9 - 10	0	0	0	0	0	0	0	0	0	0
10 - 11	0	0	0	0	0	0	0	0	0	0
11 - 12	0	0	0	0	0	0	0	0	0	0
12 - 13	0	0	0	0	0	0	0	0	0	0
13 - 14	0	0	0	0	0	0	0	0	0	0
14 - 15	0	0	0	0	0	0	0	0	0	0
15 - 16	0	0	0	0	0	0	0	0	0	0
16 - 17	0	0	0	0	0	0	0	0	0	0
17 - 18	0	0	0	0	0	0	0	0	0	0
18 - 19	0	0	0	0	0	0	0	0	0	0
19 - 20	0	0	0	0	0	0	0	0	0	0
20 - 21	0	0	0	0	0	0	0	0	0	0
21 - 22	0	0	0	0	0	0	0	0	0	0
22 - 23	0	0	0	0	0	0	0	0	0	0
23 - 24	0	0	0	0	0	0	0	0	0	0
Totals	0	0	0	0	0	0	0			
% of Total	0%	0%	0%	0%	0%	0%	0%			

Incoming Weekly Speeds
Siingleton Hill July 2024

from Wed-Jun-19-2024-09-00-AM to Mon-Aug-05-2024-11-59-AM

	29/07/2024	to	04/08/2024							
	Monday	Tuesday	Wednesday	Thursday	Friday	Saturday	Sunday	Week	Weekend	Week Day 85%
Hour	29/07/2024	30/07/2024	31/07/2024	01/08/2024	02/08/2024	03/08/2024	04/08/2024	Day Avg	Avg	Avg Speed
0 - 1	0	0	0	0	0	0	0	0	0	0
1 - 2	0	0	0	0	0	0	0	0	0	0
2 - 3	0	0	0	0	0	0	0	0	0	0
3 - 4	0	0	0	0	0	0	0	0	0	0
4 - 5	0	0	0	0	0	0	0	0	0	0
5 - 6	0	0	0	0	0	0	0	0	0	0
6 - 7	0	0	0	0	0	0	0	0	0	0
7 - 8	0	0	0	0	0	0	0	0	0	0
8 - 9	0	0	0	0	0	0	0	0	0	0
9 - 10	0	0	0	0	0	0	0	0	0	0
10 - 11	0	0	0	0	0	0	0	0	0	0
11 - 12	0	0	0	0	0	0	0	0	0	0
12 - 13	0	0	0	0	0	0	0	0	0	0
13 - 14	0	0	0	0	0	0	0	0	0	0
14 - 15	0	0	0	0	0	0	0	0	0	0
15 - 16	0	0	0	0	0	0	0	0	0	0
16 - 17	0	0	0	0	0	0	0	0	0	0
17 - 18	0	0	0	0	0	0	0	0	0	0
18 - 19	0	0	0	0	0	0	0	0	0	0
19 - 20	0	0	0	0	0	0	0	0	0	0
20 - 21	0	0	0	0	0	0	0	0	0	0
21 - 22	0	0	0	0	0	0	0	0	0	0
22 - 23	0	0	0	0	0	0	0	0	0	0
23 - 24	0	0	0	0	0	0	0	0	0	0
Totals	0	0	0	0	0	0	0			
% of Total	0%	0%	0%	0%	0%	0%	0%			

Incoming Weekly Speeds
Siingleton Hill July 2024

from Wed-Jun-19-2024-09-00-AM to Mon-Aug-05-2024-11-59-AM

	05/08/2024	to	11/08/2024							
	Monday	Tuesday	Wednesday	Thursday	Friday	Saturday	Sunday	Week	Weekend	Week Day 85%
Hour	05/08/2024	06/08/2024	07/08/2024	08/08/2024	09/08/2024	10/08/2024	11/08/2024	Day Avg	Avg	Avg Speed
0 - 1	0	*	*	*	*	*	*	*	*	0
1 - 2	0	*	*	*	*	*	*	*	*	0
2 - 3	0	*	*	*	*	*	*	*	*	0
3 - 4	0	*	*	*	*	*	*	*	*	0
4 - 5	0	*	*	*	*	*	*	*	*	0
5 - 6	0	*	*	*	*	*	*	*	*	0
6 - 7	0	*	*	*	*	*	*	*	*	0
7 - 8	0	*	*	*	*	*	*	*	*	0
8 - 9	0	*	*	*	*	*	*	*	*	0
9 - 10	0	*	*	*	*	*	*	*	*	0
10 - 11	0	*	*	*	*	*	*	*	*	0
11 - 12	0	*	*	*	*	*	*	*	*	0
12 - 13	*	*	*	*	*	*	*	*	*	0
13 - 14	*	*	*	*	*	*	*	*	*	0
14 - 15	*	*	*	*	*	*	*	*	*	0
15 - 16	*	*	*	*	*	*	*	*	*	0
16 - 17	*	*	*	*	*	*	*	*	*	0
17 - 18	*	*	*	*	*	*	*	*	*	0
18 - 19	*	*	*	*	*	*	*	*	*	0
19 - 20	*	*	*	*	*	*	*	*	*	0
20 - 21	*	*	*	*	*	*	*	*	*	0
21 - 22	*	*	*	*	*	*	*	*	*	0
22 - 23	*	*	*	*	*	*	*	*	*	0
23 - 24	*	*	*	*	*	*	*	*	*	0
Totals	0	0	0	0	0	0	0			
% of Total	0%	0%	0%	0%	0%	0%	0%			

Incoming Monthly Speeds
Siingleton Hill July 2024

from Wed-Jun-19-2024-09-00-AM to Mon-Aug-05-2024-11-59-AM

	Jun 2024							Week	Weekend	Week Day 85%
Hour	Monday	Tuesday	Wednesday	Thursday	Friday	Saturday	Sunday	Day Avg	Avg	Avg Speed
0 - 1	27.91	32.75	28.5	31.41	27.92	29.65	29.19	29.39	29.4	34.68
1 - 2	32.17	29.73	30.12	34.6	29.62	34.18	29.53	30.81	31.23	40.42
2 - 3	27	26	33.83	29.14	28.67	30.92	29.25	29.14	29.96	34.66
3 - 4	24.5	30.75	32	29.69	35.33	30.33	31.12	30.97	30.85	35.66
4 - 5	26.2	26	25.67	30.64	33	32	30.21	30	30.91	36.66
5 - 6	33.1	25.88	36.17	27.33	27.88	27.9	35.75	28.94	29.21	39.04
6 - 7	30.57	29.75	29.5	28.01	28	28.57	27.05	28.76	27.86	36.68
7 - 8	26.52	26.42	27.76	26.61	26.21	28.17	25.16	26.59	26.93	33.22
8 - 9	26.39	24.41	26.7	26.04	27.14	28.4	28.55	26.34	28.46	32.02
9 - 10	27.29	25.11	26.77	27.76	26.89	25.87	28.05	26.9	26.78	32.44
10 - 11	27.1	26.06	26.36	26.95	27.66	26.95	28.79	26.9	27.67	33.2
11 - 12	27.08	26.84	26.3	27.23	26.44	27.58	29.44	26.72	28.42	33.24
12 - 13	27.62	28.42	28.27	27.22	27.42	27.66	29.01	27.73	28.35	33.76
13 - 14	26.61	28.53	27.85	27.76	27.43	27.74	29.07	27.66	28.42	33.4
14 - 15	28.27	27.53	27.51	27.08	27.63	27.22	28.24	27.53	27.65	33.3
15 - 16	27.69	27.86	27.04	27.29	27.13	27.89	29.21	27.29	28.55	33.2
16 - 17	27.68	28.16	27.4	28.01	27.61	27.91	28.8	27.75	28.35	33.34
17 - 18	29.62	29.19	27.83	28.6	28.19	28.5	28.84	28.5	28.66	33.96
18 - 19	29.13	28.63	28.2	28.49	27.78	27.88	29.25	28.34	28.41	33.98
19 - 20	28.55	29.12	27.97	28.67	28.78	28.66	28.74	28.57	28.7	34
20 - 21	28.53	28.84	27.94	28.64	28.92	28.73	29.22	28.55	28.97	34.3
21 - 22	28.03	27.21	27.9	28.14	27.94	28.23	27.28	27.91	27.88	33.4
22 - 23	27.08	28.02	27.72	29.22	28.49	27.75	29.1	28.25	28.22	33.58
23 - 24	30.62	29.81	29.61	30.23	28.15	29.07	28.79	29.31	28.98	36.4
Totals	28	27.9	27.6	27.9	27.7	27.9	28.8			
% of Total	14.3%	14.25%	14.1%	14.25%	14.15%	14.25%	14.71%			

Incoming Monthly Speeds
Siingleton Hill July 2024

from Wed-Jun-19-2024-09-00-AM to Mon-Aug-05-2024-11-59-AM

	Jul 2024							Week	Weekend	Week Day 85%
Hour	Monday	Tuesday	Wednesday	Thursday	Friday	Saturday	Sunday	Day Avg	Avg	Avg Speed
0 - 1	28.87	32.45	29.25	0	0	0	0	30.03	0	36.4
1 - 2	27	34.5	32.71	0	0	0	0	30.24	0	37.5
2 - 3	30.33	44.5	32	0	0	0	0	33.54	0	46.67
3 - 4	24.5	32	33.25	0	0	0	0	30.89	0	35
4 - 5	27	25.33	37	0	0	0	0	29.78	0	38.33
5 - 6	24.25	18.5	27.18	0	0	0	0	23.2	0	34.43
6 - 7	25.37	27.06	27.42	0	0	0	0	26.62	0	33.7
7 - 8	27.35	25.16	26.56	0	0	0	0	26.33	0	33.77
8 - 9	26.97	26.76	26.94	0	0	0	0	26.89	0	32.6
9 - 10	26.58	26.37	26.07	0	0	0	0	26.35	0	32.57
10 - 11	25.98	26.12	25.61	0	0	0	0	25.91	0	31.6
11 - 12	26.66	25.92	26.05	0	0	0	0	26.23	0	32.53
12 - 13	26.41	27.85	25.75	0	0	0	0	26.6	0	32.8
13 - 14	28.16	26.47	25.83	0	0	0	0	26.74	0	33.1
14 - 15	27.57	27.74	26.93	0	0	0	0	27.41	0	33.57
15 - 16	26.59	26.8	26.84	0	0	0	0	26.73	0	32.27
16 - 17	28.14	28.51	28.14	0	0	0	0	28.26	0	33.63
17 - 18	28.05	28.23	27.92	0	0	0	0	28.06	0	33.43
18 - 19	27.98	28.94	28.1	0	0	0	0	28.37	0	33.67
19 - 20	28.6	28.24	0	0	0	0	0	28.4	0	34.15
20 - 21	29.01	28.19	0	0	0	0	0	28.59	0	34.2
21 - 22	27.97	29	0	0	0	0	0	28.45	0	34.15
22 - 23	30.07	28.1	0	0	0	0	0	28.9	0	34.9
23 - 24	29.73	30.25	0	0	0	0	0	30	0	35.3
Totals	27.6	27.6	27	0	0	0	0			
% of Total	33.58%	33.58%	32.85%	0%	0%	0%	0%			

Incoming Monthly Speeds
Siingleton Hill July 2024

from Wed-Jun-19-2024-09-00-AM to Mon-Aug-05-2024-11-59-AM

Hour	Aug 2024							Week Day Avg	Weekend Avg	Week Day 85% Avg Speed
	Monday	Tuesday	Wednesday	Thursday	Friday	Saturday	Sunday			
0 - 1	0	*	*	0	0	0	0	0	0	0
1 - 2	0	*	*	0	0	0	0	0	0	0
2 - 3	0	*	*	0	0	0	0	0	0	0
3 - 4	0	*	*	0	0	0	0	0	0	0
4 - 5	0	*	*	0	0	0	0	0	0	0
5 - 6	0	*	*	0	0	0	0	0	0	0
6 - 7	0	*	*	0	0	0	0	0	0	0
7 - 8	0	*	*	0	0	0	0	0	0	0
8 - 9	0	*	*	0	0	0	0	0	0	0
9 - 10	0	*	*	0	0	0	0	0	0	0
10 - 11	0	*	*	0	0	0	0	0	0	0
11 - 12	0	*	*	0	0	0	0	0	0	0
12 - 13	*	*	*	0	0	0	0	0	0	0
13 - 14	*	*	*	0	0	0	0	0	0	0
14 - 15	*	*	*	0	0	0	0	0	0	0
15 - 16	*	*	*	0	0	0	0	0	0	0
16 - 17	*	*	*	0	0	0	0	0	0	0
17 - 18	*	*	*	0	0	0	0	0	0	0
18 - 19	*	*	*	0	0	0	0	0	0	0
19 - 20	*	*	*	0	0	0	0	0	0	0
20 - 21	*	*	*	0	0	0	0	0	0	0
21 - 22	*	*	*	0	0	0	0	0	0	0
22 - 23	*	*	*	0	0	0	0	0	0	0
23 - 24	*	*	*	0	0	0	0	0	0	0
Totals	0	0	0	0	0	0	0			
% of Total	0%	0%	0%	0%	0%	0%	0%			

Incoming Weekly EightyFifthSpeeds
Siingleton Hill July 2024

from Wed-Jun-19-2024-09-00-AM to Mon-Aug-05-2024-11-59-AM

	17/06/2024	to	23/06/2024							
	Monday	Tuesday	Wednesday	Thursday	Friday	Saturday	Sunday	Week	Weekend	Week Day 85%
Hour	17/06/2024	18/06/2024	19/06/2024	20/06/2024	21/06/2024	22/06/2024	23/06/2024	Day Avg	Avg	Avg Speed
0 - 1	*	*	*	35	32.9	35	33	33.95	34	33.95
1 - 2	*	*	*	28.3	40	45	35	34.15	40	34.15
2 - 3	*	*	*	35	35	35	35	35	35	35
3 - 4	*	*	*	40	55	35	35	47.5	35	47.5
4 - 5	*	*	*	37.5	60	35	35	48.75	35	48.75
5 - 6	*	*	*	35	40	30	35	37.5	32.5	37.5
6 - 7	*	*	*	35	34.2	38.3	35	34.6	36.65	34.6
7 - 8	*	*	*	32.6	33.3	33.1	33.3	32.95	33.2	32.95
8 - 9	*	*	*	31.5	31.8	36.4	34.3	31.65	35.35	31.65
9 - 10	*	*	31.9	33.9	33.1	30.6	34.2	32.97	32.4	32.97
10 - 11	*	*	32.3	33.5	35.4	32.7	34.3	33.73	33.5	33.73
11 - 12	*	*	32.2	31.7	34.4	33.4	34.6	32.77	34	32.77
12 - 13	*	*	34.3	33.1	32.4	34	34.6	33.27	34.3	33.27
13 - 14	*	*	33.8	33.6	33	33.2	34.4	33.47	33.8	33.47
14 - 15	*	*	33.9	31.7	33	32.1	33.6	32.87	32.85	32.87
15 - 16	*	*	33	33.1	32.5	34	34.4	32.87	34.2	32.87
16 - 17	*	*	33.2	34.1	33.6	33.5	34.3	33.63	33.9	33.63
17 - 18	*	*	33.3	34.7	33.5	34.3	34.2	33.83	34.25	33.83
18 - 19	*	*	34.2	34.7	33.9	33.7	34.6	34.27	34.15	34.27
19 - 20	*	*	33.9	34	34.2	34.3	34.2	34.03	34.25	34.03
20 - 21	*	*	34	34.1	34.4	33.9	34.9	34.17	34.4	34.17
21 - 22	*	*	34.2	33.4	33.2	33.6	35	33.6	34.3	33.6
22 - 23	*	*	33.6	35	34.5	32.2	34.3	34.37	33.25	34.37
23 - 24	*	*	36.7	37.5	35	34.8	35	36.4	34.9	36.4
Totals	0	0	504.5	818	868.3	823.1	827.2			
% of Total	0%	0%	13.13%	21.3%	22.61%	21.43%	21.54%			

Incoming Weekly EightyFifthSpeeds
Siingleton Hill July 2024

from Wed-Jun-19-2024-09-00-AM to Mon-Aug-05-2024-11-59-AM

	24/06/2024	to	30/06/2024							
	Monday	Tuesday	Wednesday	Thursday	Friday	Saturday	Sunday	Week	Weekend	Week Day 85%
Hour	24/06/2024	25/06/2024	26/06/2024	27/06/2024	28/06/2024	29/06/2024	30/06/2024	Day Avg	Avg	Avg Speed
0 - 1	35	35	33.6	37.5	35	40	37.5	35.22	38.75	35.22
1 - 2	45	33.8	40	47.5	35	38.8	35	40.26	36.9	40.26
2 - 3	40	30	35	30	32.5	35	35	33.5	35	33.5
3 - 4	30	33.3	35	32.5	35	40	40	33.16	40	33.16
4 - 5	32.5	32.5	35	45	35	50	37.5	36	43.75	36
5 - 6	38.3	35	50	34	35	37.5	50	38.46	43.75	38.46
6 - 7	40	36.4	37.9	35	34.2	40	33.3	36.7	36.65	36.7
7 - 8	33.7	33	33.8	33	31.7	35	35	33.04	35	33.04
8 - 9	32.7	30.5	32.6	32.8	32.4	34.6	38.8	32.2	36.7	32.2
9 - 10	33.2	30	32.7	33.4	32.7	33.3	34.4	32.4	33.85	32.4
10 - 11	33.5	32.6	32.5	32.6	33.8	33.8	34.1	33	33.95	33
11 - 12	33.9	33.1	33	34.5	31.2	34.3	34.5	33.14	34.4	33.14
12 - 13	34	33.8	33.7	33.6	34.4	33.1	34.1	33.9	33.6	33.9
13 - 14	32.8	33.5	34.5	33.3	33.2	33.4	33.9	33.46	33.65	33.46
14 - 15	33.8	33	32.9	34.2	33.9	33.6	34	33.56	33.8	33.56
15 - 16	33.1	34.2	33.3	32.4	32.8	33.7	35	33.16	34.35	33.16
16 - 17	33.2	33.5	33	33.6	32.2	34	34.2	33.1	34.1	33.1
17 - 18	34.6	34.2	33.4	33.3	33.8	33.6	35	33.86	34.3	33.86
18 - 19	34.6	33.9	33.3	33.8	33.1	32.9	36.4	33.74	34.65	33.74
19 - 20	33.9	34.3	33.4	34.2	34	34.9	35	33.96	34.95	33.96
20 - 21	34.1	34.9	34.1	33.7	34.9	34.4	35	34.34	34.7	34.34
21 - 22	33.6	33.2	32.8	33.5	33.5	34.7	32.7	33.32	33.7	33.32
22 - 23	32.7	34.1	31.5	33.9	33.5	34.2	37.2	33.14	35.7	33.14
23 - 24	38.3	35	38.3	36.7	34.2	36	35	36.5	35.5	36.5
Totals	836.5	802.8	835.3	834	807	860.8	862.6			
% of Total	14.33%	13.75%	14.31%	14.28%	13.82%	14.74%	14.77%			

Incoming Weekly EightyFifthSpeeds
Siingleton Hill July 2024

from Wed-Jun-19-2024-09-00-AM to Mon-Aug-05-2024-11-59-AM

	01/07/2024	to	07/07/2024							
	Monday	Tuesday	Wednesday	Thursday	Friday	Saturday	Sunday	Week	Weekend	Week Day 85%
Hour	01/07/2024	02/07/2024	03/07/2024	04/07/2024	05/07/2024	06/07/2024	07/07/2024	Day Avg	Avg	Avg Speed
0 - 1	34.2	40	35	0	0	0	0	36.4	0	36.4
1 - 2	32.5	40	40	0	0	0	0	37.5	0	37.5
2 - 3	40	55	45	0	0	0	0	46.67	0	46.67
3 - 4	30	40	35	0	0	0	0	35	0	35
4 - 5	35	30	50	0	0	0	0	38.33	0	38.33
5 - 6	37.5	32.5	33.3	0	0	0	0	34.43	0	34.43
6 - 7	32.8	34	34.3	0	0	0	0	33.7	0	33.7
7 - 8	34.8	33.3	33.2	0	0	0	0	33.77	0	33.77
8 - 9	32.1	32.8	32.9	0	0	0	0	32.6	0	32.6
9 - 10	32.7	32.9	32.1	0	0	0	0	32.57	0	32.57
10 - 11	32.2	32.1	30.5	0	0	0	0	31.6	0	31.6
11 - 12	33	32.5	32.1	0	0	0	0	32.53	0	32.53
12 - 13	32.5	33.6	32.3	0	0	0	0	32.8	0	32.8
13 - 14	33.8	33.8	31.7	0	0	0	0	33.1	0	33.1
14 - 15	33.8	33.9	33	0	0	0	0	33.57	0	33.57
15 - 16	31.9	32.5	32.4	0	0	0	0	32.27	0	32.27
16 - 17	33.4	33.6	33.9	0	0	0	0	33.63	0	33.63
17 - 18	33.4	33.6	33.3	0	0	0	0	33.43	0	33.43
18 - 19	33.8	34.2	33	0	0	0	0	33.67	0	33.67
19 - 20	34.5	33.8	0	0	0	0	0	34.15	0	34.15
20 - 21	34.7	33.7	0	0	0	0	0	34.2	0	34.2
21 - 22	33.9	34.4	0	0	0	0	0	34.15	0	34.15
22 - 23	36.2	33.6	0	0	0	0	0	34.9	0	34.9
23 - 24	34.4	36.2	0	0	0	0	0	35.3	0	35.3
Totals	813.1	842	663	0	0	0	0			
% of Total	35.08%	36.32%	28.6%	0%	0%	0%	0%			

Incoming Weekly EightyFifthSpeeds
 Singleton Hill July 2024

from Wed-Jun-19-2024-09-00-AM to Mon-Aug-05-2024-11-59-AM

	08/07/2024	to	14/07/2024							
	Monday	Tuesday	Wednesday	Thursday	Friday	Saturday	Sunday	Week	Weekend	Week Day 85%
Hour	08/07/2024	09/07/2024	10/07/2024	11/07/2024	12/07/2024	13/07/2024	14/07/2024	Day Avg	Avg	Avg Speed
0 - 1	0	0	0	0	0	0	0	0	0	0
1 - 2	0	0	0	0	0	0	0	0	0	0
2 - 3	0	0	0	0	0	0	0	0	0	0
3 - 4	0	0	0	0	0	0	0	0	0	0
4 - 5	0	0	0	0	0	0	0	0	0	0
5 - 6	0	0	0	0	0	0	0	0	0	0
6 - 7	0	0	0	0	0	0	0	0	0	0
7 - 8	0	0	0	0	0	0	0	0	0	0
8 - 9	0	0	0	0	0	0	0	0	0	0
9 - 10	0	0	0	0	0	0	0	0	0	0
10 - 11	0	0	0	0	0	0	0	0	0	0
11 - 12	0	0	0	0	0	0	0	0	0	0
12 - 13	0	0	0	0	0	0	0	0	0	0
13 - 14	0	0	0	0	0	0	0	0	0	0
14 - 15	0	0	0	0	0	0	0	0	0	0
15 - 16	0	0	0	0	0	0	0	0	0	0
16 - 17	0	0	0	0	0	0	0	0	0	0
17 - 18	0	0	0	0	0	0	0	0	0	0
18 - 19	0	0	0	0	0	0	0	0	0	0
19 - 20	0	0	0	0	0	0	0	0	0	0
20 - 21	0	0	0	0	0	0	0	0	0	0
21 - 22	0	0	0	0	0	0	0	0	0	0
22 - 23	0	0	0	0	0	0	0	0	0	0
23 - 24	0	0	0	0	0	0	0	0	0	0
Totals	0	0	0	0	0	0	0			
% of Total	0%	0%	0%	0%	0%	0%	0%			

Incoming Weekly EightyFifthSpeeds
 Singleton Hill July 2024

from Wed-Jun-19-2024-09-00-AM to Mon-Aug-05-2024-11-59-AM

	15/07/2024	to	21/07/2024							
	Monday	Tuesday	Wednesday	Thursday	Friday	Saturday	Sunday	Week	Weekend	Week Day 85%
Hour	15/07/2024	16/07/2024	17/07/2024	18/07/2024	19/07/2024	20/07/2024	21/07/2024	Day Avg	Avg	Avg Speed
0 - 1	0	0	0	0	0	0	0	0	0	0
1 - 2	0	0	0	0	0	0	0	0	0	0
2 - 3	0	0	0	0	0	0	0	0	0	0
3 - 4	0	0	0	0	0	0	0	0	0	0
4 - 5	0	0	0	0	0	0	0	0	0	0
5 - 6	0	0	0	0	0	0	0	0	0	0
6 - 7	0	0	0	0	0	0	0	0	0	0
7 - 8	0	0	0	0	0	0	0	0	0	0
8 - 9	0	0	0	0	0	0	0	0	0	0
9 - 10	0	0	0	0	0	0	0	0	0	0
10 - 11	0	0	0	0	0	0	0	0	0	0
11 - 12	0	0	0	0	0	0	0	0	0	0
12 - 13	0	0	0	0	0	0	0	0	0	0
13 - 14	0	0	0	0	0	0	0	0	0	0
14 - 15	0	0	0	0	0	0	0	0	0	0
15 - 16	0	0	0	0	0	0	0	0	0	0
16 - 17	0	0	0	0	0	0	0	0	0	0
17 - 18	0	0	0	0	0	0	0	0	0	0
18 - 19	0	0	0	0	0	0	0	0	0	0
19 - 20	0	0	0	0	0	0	0	0	0	0
20 - 21	0	0	0	0	0	0	0	0	0	0
21 - 22	0	0	0	0	0	0	0	0	0	0
22 - 23	0	0	0	0	0	0	0	0	0	0
23 - 24	0	0	0	0	0	0	0	0	0	0
Totals	0	0	0	0	0	0	0			
% of Total	0%	0%	0%	0%	0%	0%	0%			

Incoming Weekly EightyFifthSpeeds
 Singleton Hill July 2024

from Wed-Jun-19-2024-09-00-AM to Mon-Aug-05-2024-11-59-AM

	22/07/2024	to	28/07/2024							
	Monday	Tuesday	Wednesday	Thursday	Friday	Saturday	Sunday	Week	Weekend	Week Day 85%
Hour	22/07/2024	23/07/2024	24/07/2024	25/07/2024	26/07/2024	27/07/2024	28/07/2024	Day Avg	Avg	Avg Speed
0 - 1	0	0	0	0	0	0	0	0	0	0
1 - 2	0	0	0	0	0	0	0	0	0	0
2 - 3	0	0	0	0	0	0	0	0	0	0
3 - 4	0	0	0	0	0	0	0	0	0	0
4 - 5	0	0	0	0	0	0	0	0	0	0
5 - 6	0	0	0	0	0	0	0	0	0	0
6 - 7	0	0	0	0	0	0	0	0	0	0
7 - 8	0	0	0	0	0	0	0	0	0	0
8 - 9	0	0	0	0	0	0	0	0	0	0
9 - 10	0	0	0	0	0	0	0	0	0	0
10 - 11	0	0	0	0	0	0	0	0	0	0
11 - 12	0	0	0	0	0	0	0	0	0	0
12 - 13	0	0	0	0	0	0	0	0	0	0
13 - 14	0	0	0	0	0	0	0	0	0	0
14 - 15	0	0	0	0	0	0	0	0	0	0
15 - 16	0	0	0	0	0	0	0	0	0	0
16 - 17	0	0	0	0	0	0	0	0	0	0
17 - 18	0	0	0	0	0	0	0	0	0	0
18 - 19	0	0	0	0	0	0	0	0	0	0
19 - 20	0	0	0	0	0	0	0	0	0	0
20 - 21	0	0	0	0	0	0	0	0	0	0
21 - 22	0	0	0	0	0	0	0	0	0	0
22 - 23	0	0	0	0	0	0	0	0	0	0
23 - 24	0	0	0	0	0	0	0	0	0	0
Totals	0	0	0	0	0	0	0			
% of Total	0%	0%	0%	0%	0%	0%	0%			

Incoming Weekly EightyFifthSpeeds
 Singleton Hill July 2024

from Wed-Jun-19-2024-09-00-AM to Mon-Aug-05-2024-11-59-AM

	29/07/2024	to	04/08/2024							
	Monday	Tuesday	Wednesday	Thursday	Friday	Saturday	Sunday	Week	Weekend	Week Day 85%
Hour	29/07/2024	30/07/2024	31/07/2024	01/08/2024	02/08/2024	03/08/2024	04/08/2024	Day Avg	Avg	Avg Speed
0 - 1	0	0	0	0	0	0	0	0	0	0
1 - 2	0	0	0	0	0	0	0	0	0	0
2 - 3	0	0	0	0	0	0	0	0	0	0
3 - 4	0	0	0	0	0	0	0	0	0	0
4 - 5	0	0	0	0	0	0	0	0	0	0
5 - 6	0	0	0	0	0	0	0	0	0	0
6 - 7	0	0	0	0	0	0	0	0	0	0
7 - 8	0	0	0	0	0	0	0	0	0	0
8 - 9	0	0	0	0	0	0	0	0	0	0
9 - 10	0	0	0	0	0	0	0	0	0	0
10 - 11	0	0	0	0	0	0	0	0	0	0
11 - 12	0	0	0	0	0	0	0	0	0	0
12 - 13	0	0	0	0	0	0	0	0	0	0
13 - 14	0	0	0	0	0	0	0	0	0	0
14 - 15	0	0	0	0	0	0	0	0	0	0
15 - 16	0	0	0	0	0	0	0	0	0	0
16 - 17	0	0	0	0	0	0	0	0	0	0
17 - 18	0	0	0	0	0	0	0	0	0	0
18 - 19	0	0	0	0	0	0	0	0	0	0
19 - 20	0	0	0	0	0	0	0	0	0	0
20 - 21	0	0	0	0	0	0	0	0	0	0
21 - 22	0	0	0	0	0	0	0	0	0	0
22 - 23	0	0	0	0	0	0	0	0	0	0
23 - 24	0	0	0	0	0	0	0	0	0	0
Totals	0	0	0	0	0	0	0			
% of Total	0%	0%	0%	0%	0%	0%	0%			

Incoming Weekly EightyFifthSpeeds
Siingleton Hill July 2024

from Wed-Jun-19-2024-09-00-AM to Mon-Aug-05-2024-11-59-AM

	05/08/2024	to	11/08/2024							
	Monday	Tuesday	Wednesday	Thursday	Friday	Saturday	Sunday	Week	Weekend	Week Day 85%
Hour	05/08/2024	06/08/2024	07/08/2024	08/08/2024	09/08/2024	10/08/2024	11/08/2024	Day Avg	Avg	Avg Speed
0 - 1	0	*	*	*	*	*	*	0	0	0
1 - 2	0	*	*	*	*	*	*	0	0	0
2 - 3	0	*	*	*	*	*	*	0	0	0
3 - 4	0	*	*	*	*	*	*	0	0	0
4 - 5	0	*	*	*	*	*	*	0	0	0
5 - 6	0	*	*	*	*	*	*	0	0	0
6 - 7	0	*	*	*	*	*	*	0	0	0
7 - 8	0	*	*	*	*	*	*	0	0	0
8 - 9	0	*	*	*	*	*	*	0	0	0
9 - 10	0	*	*	*	*	*	*	0	0	0
10 - 11	0	*	*	*	*	*	*	0	0	0
11 - 12	0	*	*	*	*	*	*	0	0	0
12 - 13	*	*	*	*	*	*	*	0	0	0
13 - 14	*	*	*	*	*	*	*	0	0	0
14 - 15	*	*	*	*	*	*	*	0	0	0
15 - 16	*	*	*	*	*	*	*	0	0	0
16 - 17	*	*	*	*	*	*	*	0	0	0
17 - 18	*	*	*	*	*	*	*	0	0	0
18 - 19	*	*	*	*	*	*	*	0	0	0
19 - 20	*	*	*	*	*	*	*	0	0	0
20 - 21	*	*	*	*	*	*	*	0	0	0
21 - 22	*	*	*	*	*	*	*	0	0	0
22 - 23	*	*	*	*	*	*	*	0	0	0
23 - 24	*	*	*	*	*	*	*	0	0	0
Totals	0	0	0	0	0	0	0			
% of Total	0%	0%	0%	0%	0%	0%	0%			

Incoming Monthly EightyFifthSpeeds
Siingleton Hill July 2024

from Wed-Jun-19-2024-09-00-AM to Mon-Aug-05-2024-11-59-AM

	Jun 2024							Week	Weekend	Week Day 85%
Hour	Monday	Tuesday	Wednesday	Thursday	Friday	Saturday	Sunday	Day Avg	Avg	Avg Speed
0 - 1	35	35	33.6	36.7	33.1	35	36.2	34.68	35.6	34.68
1 - 2	45	33.8	40	45	38.3	40	35	40.42	37.5	40.42
2 - 3	40	30	35	35	33.3	35	37.5	34.66	36.25	34.66
3 - 4	30	33.3	35	35	45	38.3	38.3	35.66	38.3	35.66
4 - 5	32.5	32.5	35	38.3	45	50	38.3	36.66	44.15	36.66
5 - 6	38.3	35	50	34.4	37.5	35	35	39.04	35	39.04
6 - 7	40	36.4	37.9	35	34.1	39.2	33.8	36.68	36.5	36.68
7 - 8	33.7	33	33.8	32.8	32.8	34.3	34.4	33.22	34.35	33.22
8 - 9	32.7	30.5	32.6	32.2	32.1	35	36.8	32.02	35.9	32.02
9 - 10	33.2	30	32.4	33.7	32.9	32.3	34.3	32.44	33.3	32.44
10 - 11	33.5	32.6	32.4	33.1	34.4	33.2	34.2	33.2	33.7	33.2
11 - 12	33.9	33.1	32.6	33.7	32.9	33.8	34.5	33.24	34.15	33.24
12 - 13	34	33.8	34	33.4	33.6	33.6	34.4	33.76	34	33.76
13 - 14	32.8	33.5	34.1	33.4	33.2	33.3	34.2	33.4	33.75	33.4
14 - 15	33.8	33	33.2	33.1	33.4	32.8	33.8	33.3	33.3	33.3
15 - 16	33.1	34.2	33.2	32.8	32.7	33.8	34.7	33.2	34.25	33.2
16 - 17	33.2	33.5	33.1	33.9	33	33.8	34.3	33.34	34.05	33.34
17 - 18	34.6	34.2	33.3	34.1	33.6	34	34.6	33.96	34.3	33.96
18 - 19	34.6	33.9	33.8	34.2	33.4	33.4	35.5	33.98	34.45	33.98
19 - 20	33.9	34.3	33.6	34.1	34.1	34.5	34.5	34	34.5	34
20 - 21	34.1	34.9	34	33.8	34.7	34.1	34.9	34.3	34.5	34.3
21 - 22	33.6	33.2	33.3	33.5	33.4	34.2	33.2	33.4	33.7	33.4
22 - 23	32.7	34.1	32.5	34.5	34.1	33.6	35.8	33.58	34.7	33.58
23 - 24	38.3	35	37.5	37	34.2	35	35	36.4	35	36.4

Incoming Monthly EightyFifthSpeeds
Siingleton Hill July 2024

from Wed-Jun-19-2024-09-00-AM to Mon-Aug-05-2024-11-59-AM

	Jul 2024							Week	Weekend	Week Day 85%
Hour	Monday	Tuesday	Wednesday	Thursday	Friday	Saturday	Sunday	Day Avg	Avg	Avg Speed
0 - 1	34.2	40	35	0	0	0	0	36.4	0	36.4
1 - 2	32.5	40	40	0	0	0	0	37.5	0	37.5
2 - 3	40	55	45	0	0	0	0	46.67	0	46.67
3 - 4	30	40	35	0	0	0	0	35	0	35
4 - 5	35	30	50	0	0	0	0	38.33	0	38.33
5 - 6	37.5	32.5	33.3	0	0	0	0	34.43	0	34.43
6 - 7	32.8	34	34.3	0	0	0	0	33.7	0	33.7
7 - 8	34.8	33.3	33.2	0	0	0	0	33.77	0	33.77
8 - 9	32.1	32.8	32.9	0	0	0	0	32.6	0	32.6
9 - 10	32.7	32.9	32.1	0	0	0	0	32.57	0	32.57
10 - 11	32.2	32.1	30.5	0	0	0	0	31.6	0	31.6
11 - 12	33	32.5	32.1	0	0	0	0	32.53	0	32.53
12 - 13	32.5	33.6	32.3	0	0	0	0	32.8	0	32.8
13 - 14	33.8	33.8	31.7	0	0	0	0	33.1	0	33.1
14 - 15	33.8	33.9	33	0	0	0	0	33.57	0	33.57
15 - 16	31.9	32.5	32.4	0	0	0	0	32.27	0	32.27
16 - 17	33.4	33.6	33.9	0	0	0	0	33.63	0	33.63
17 - 18	33.4	33.6	33.3	0	0	0	0	33.43	0	33.43
18 - 19	33.8	34.2	33	0	0	0	0	33.67	0	33.67
19 - 20	34.5	33.8	0	0	0	0	0	34.15	0	34.15
20 - 21	34.7	33.7	0	0	0	0	0	34.2	0	34.2
21 - 22	33.9	34.4	0	0	0	0	0	34.15	0	34.15
22 - 23	36.2	33.6	0	0	0	0	0	34.9	0	34.9
23 - 24	34.4	36.2	0	0	0	0	0	35.3	0	35.3

Incoming Monthly EightyFifthSpeeds
 Singleton Hill July 2024

from Wed-Jun-19-2024-09-00-AM to Mon-Aug-05-2024-11-59-AM

Hour	Aug 2024							Week Day Avg	Weekend Avg	Week Day 85% Avg Speed
	Monday	Tuesday	Wednesday	Thursday	Friday	Saturday	Sunday			
0 - 1	0	*	*	0	0	0	0	0	0	0
1 - 2	0	*	*	0	0	0	0	0	0	0
2 - 3	0	*	*	0	0	0	0	0	0	0
3 - 4	0	*	*	0	0	0	0	0	0	0
4 - 5	0	*	*	0	0	0	0	0	0	0
5 - 6	0	*	*	0	0	0	0	0	0	0
6 - 7	0	*	*	0	0	0	0	0	0	0
7 - 8	0	*	*	0	0	0	0	0	0	0
8 - 9	0	*	*	0	0	0	0	0	0	0
9 - 10	0	*	*	0	0	0	0	0	0	0
10 - 11	0	*	*	0	0	0	0	0	0	0
11 - 12	0	*	*	0	0	0	0	0	0	0
12 - 13	*	*	*	0	0	0	0	0	0	0
13 - 14	*	*	*	0	0	0	0	0	0	0
14 - 15	*	*	*	0	0	0	0	0	0	0
15 - 16	*	*	*	0	0	0	0	0	0	0
16 - 17	*	*	*	0	0	0	0	0	0	0
17 - 18	*	*	*	0	0	0	0	0	0	0
18 - 19	*	*	*	0	0	0	0	0	0	0
19 - 20	*	*	*	0	0	0	0	0	0	0
20 - 21	*	*	*	0	0	0	0	0	0	0
21 - 22	*	*	*	0	0	0	0	0	0	0
22 - 23	*	*	*	0	0	0	0	0	0	0
23 - 24	*	*	*	0	0	0	0	0	0	0

Summary of Violators
 Singleton Hill July 2024

from Wed-Jun-19-2024-09-00-AM to Mon-Aug-05-2024-11-59-AM

Starting Hour	Count	Average Speed of all Traffic	Violator Counts	Average Speed of Violators
00:00:00	0	N/A	N/A	N/A
01:00:00	0	N/A	N/A	N/A
02:00:00	0	N/A	N/A	N/A
03:00:00	0	N/A	N/A	N/A
04:00:00	0	N/A	N/A	N/A
05:00:00	0	N/A	N/A	N/A
06:00:00	0	N/A	N/A	N/A
07:00:00	0	N/A	N/A	N/A
08:00:00	0	N/A	N/A	N/A
09:00:00	64	9.2	2	37.5
10:00:00	103	11.8	7	39.6
11:00:00	129	11.0	7	41.1
12:00:00	148	9.4	17	38.7
13:00:00	163	8.8	14	38.9
14:00:00	167	9.0	20	40.0
15:00:00	264	6.4	19	38.0
16:00:00	279	5.5	18	38.3
17:00:00	370	4.5	28	38.0
18:00:00	270	6.4	26	39.6
19:00:00	176	7.9	16	37.8
20:00:00	167	9.5	15	40.8
21:00:00	88	14.3	10	43.0
22:00:00	56	16.8	5	41.5
23:00:00	33	18.3	5	41.5
00:00:00	14	27.9	3	40.8
01:00:00	4	26.3	0	0.0
02:00:00	2	30.0	0	0.0
03:00:00	8	31.3	2	40.0
04:00:00	6	31.7	2	37.5
05:00:00	10	26.5	0	0.0
06:00:00	35	19.8	6	41.7
07:00:00	89	12.5	5	38.5
08:00:00	162	7.5	2	37.5
09:00:00	133	10.3	10	38.5
10:00:00	109	11.9	12	37.5
11:00:00	115	10.0	9	38.1
12:00:00	144	9.2	7	38.2
13:00:00	136	10.5	15	39.5
14:00:00	191	7.9	12	39.6
15:00:00	258	5.9	16	38.4
16:00:00	323	5.4	30	38.0
17:00:00	290	6.0	41	39.2
18:00:00	198	8.0	23	38.6
19:00:00	212	7.4	22	38.9
20:00:00	128	10.5	11	38.4
21:00:00	109	10.5	8	38.1
22:00:00	73	15.7	12	40.4
23:00:00	26	21.4	4	40.0

Summary of Violators
 Singleton Hill July 2024

from Wed-Jun-19-2024-09-00-AM to Mon-Aug-05-2024-11-59-AM

00:00:00	22	21.1	0	0.0
01:00:00	12	30.8	4	40.0
02:00:00	2	30.0	0	0.0
03:00:00	2	42.5	1	52.5
04:00:00	6	42.5	4	50.0
05:00:00	8	25.6	1	37.5
06:00:00	35	19.7	5	38.5
07:00:00	101	11.8	5	39.5
08:00:00	172	6.5	5	38.5
09:00:00	127	11.9	12	39.2
10:00:00	118	11.6	17	39.0
11:00:00	109	12.6	13	38.7
12:00:00	165	9.0	9	40.8
13:00:00	154	9.1	13	38.3
14:00:00	178	8.0	11	39.3
15:00:00	257	5.9	15	40.5
16:00:00	285	5.7	19	39.6
17:00:00	310	5.2	20	38.3
18:00:00	273	6.7	26	39.8
19:00:00	203	7.0	21	38.5
20:00:00	172	9.2	20	39.5
21:00:00	99	11.5	9	39.2
22:00:00	97	12.0	12	42.5
23:00:00	32	21.1	3	37.5
00:00:00	28	22.1	5	41.5
01:00:00	10	26.5	3	44.2
02:00:00	5	26.0	1	42.5
03:00:00	6	24.6	1	37.5
04:00:00	7	31.1	1	47.5
05:00:00	2	27.5	0	0.0
06:00:00	8	27.2	2	37.5
07:00:00	37	19.2	4	38.8
08:00:00	58	18.5	11	41.6
09:00:00	119	9.4	2	37.5
10:00:00	175	7.5	8	38.1
11:00:00	181	7.6	13	38.7
12:00:00	197	7.9	23	38.4
13:00:00	178	7.6	15	38.8
14:00:00	217	6.2	6	37.5
15:00:00	186	7.7	17	38.4
16:00:00	163	9.1	14	38.9
17:00:00	173	8.7	18	39.2
18:00:00	214	7.0	16	38.4
19:00:00	145	9.3	16	38.8
20:00:00	144	10.3	15	40.5
21:00:00	92	11.8	8	40.0
22:00:00	63	14.5	5	39.5
23:00:00	56	17.9	7	38.2
00:00:00	40	16.1	3	37.5

Summary of Violators
 Singleton Hill July 2024

from Wed-Jun-19-2024-09-00-AM to Mon-Aug-05-2024-11-59-AM

01:00:00	21	27.4	4	46.3
02:00:00	5	29.5	1	42.5
03:00:00	8	30.0	1	47.5
04:00:00	5	27.5	1	37.5
05:00:00	3	32.5	0	0.0
06:00:00	8	27.5	1	37.5
07:00:00	19	18.7	3	39.2
08:00:00	44	17.8	5	40.5
09:00:00	78	14.1	8	38.8
10:00:00	101	12.4	11	40.7
11:00:00	147	9.7	15	39.5
12:00:00	222	7.5	29	39.4
13:00:00	190	8.1	26	39.6
14:00:00	153	8.7	12	39.2
15:00:00	166	8.9	20	38.0
16:00:00	148	11.3	15	41.2
17:00:00	168	9.3	22	38.6
18:00:00	153	9.1	16	39.7
19:00:00	167	9.2	16	40.9
20:00:00	126	10.5	19	38.3
21:00:00	56	16.1	8	40.6
22:00:00	44	19.9	5	39.5
23:00:00	18	24.3	3	37.5
00:00:00	9	29.2	2	37.5
01:00:00	8	27.8	2	50.0
02:00:00	6	27.5	2	40.0
03:00:00	2	25.0	0	0.0
04:00:00	5	20.0	0	0.0
05:00:00	10	26.0	6	37.5
06:00:00	27	21.1	5	43.5
07:00:00	93	14.4	10	39.0
08:00:00	150	9.6	13	39.0
09:00:00	120	9.8	9	38.1
10:00:00	129	9.3	10	40.5
11:00:00	110	10.8	12	38.8
12:00:00	157	9.3	20	38.3
13:00:00	137	9.8	9	39.7
14:00:00	172	8.6	14	38.6
15:00:00	232	5.8	13	38.3
16:00:00	299	5.5	20	39.5
17:00:00	286	5.4	33	38.1
18:00:00	298	5.4	36	38.1
19:00:00	211	7.1	16	38.1
20:00:00	144	10.6	16	40.3
21:00:00	117	11.0	8	38.8
22:00:00	74	13.2	5	38.5
23:00:00	18	23.1	4	38.8
00:00:00	8	29.1	1	52.5
01:00:00	10	30.5	1	37.5

Summary of Violators
 Singleton Hill July 2024

from Wed-Jun-19-2024-09-00-AM to Mon-Aug-05-2024-11-59-AM

02:00:00	5	22.0	0	0.0
03:00:00	2	32.5	0	0.0
04:00:00	7	27.5	0	0.0
05:00:00	7	20.7	0	0.0
06:00:00	36	22.6	8	39.4
07:00:00	102	12.2	9	39.2
08:00:00	140	8.0	4	38.8
09:00:00	124	9.0	2	37.5
10:00:00	116	9.8	5	37.5
11:00:00	132	10.2	8	40.6
12:00:00	145	10.1	14	39.3
13:00:00	140	8.5	11	38.4
14:00:00	162	8.2	8	38.8
15:00:00	221	7.6	24	38.8
16:00:00	299	5.2	22	38.6
17:00:00	345	4.8	37	38.3
18:00:00	264	6.2	19	38.6
19:00:00	226	7.1	25	38.9
20:00:00	132	11.5	17	38.4
21:00:00	108	11.5	10	39.0
22:00:00	91	13.3	11	41.1
23:00:00	39	18.1	6	37.5
00:00:00	18	23.5	0	0.0
01:00:00	8	28.1	2	37.5
02:00:00	7	31.4	2	52.5
03:00:00	4	32.5	1	37.5
04:00:00	3	18.3	0	0.0
05:00:00	5	34.5	2	45.0
06:00:00	29	27.4	9	41.4
07:00:00	75	14.0	5	38.5
08:00:00	206	7.3	15	37.8
09:00:00	126	10.7	9	39.2
10:00:00	136	9.6	8	38.8
11:00:00	133	10.1	8	38.8
12:00:00	163	8.0	13	37.9
13:00:00	150	9.1	19	38.8
14:00:00	185	6.9	7	38.2
15:00:00	269	5.7	17	37.8
16:00:00	286	6.0	20	38.5
17:00:00	263	5.8	17	38.4
18:00:00	264	5.8	17	38.4
19:00:00	206	7.2	12	39.2
20:00:00	152	9.6	15	38.5
21:00:00	111	10.2	8	38.8
22:00:00	75	10.6	1	37.5
23:00:00	19	25.7	5	39.5
00:00:00	17	25.1	3	40.8
01:00:00	6	28.8	4	42.5
02:00:00	5	32.5	2	40.0

Summary of Violators
 Siingleton Hill July 2024

from Wed-Jun-19-2024-09-00-AM to Mon-Aug-05-2024-11-59-AM

03:00:00	6	28.3	0	0.0
04:00:00	1	22.5	0	0.0
05:00:00	12	26.0	3	39.2
06:00:00	32	20.9	4	40.0
07:00:00	79	12.8	7	39.6
08:00:00	149	8.8	8	38.1
09:00:00	128	10.0	10	39.5
10:00:00	97	10.8	5	37.5
11:00:00	134	10.8	17	39.3
12:00:00	138	10.3	12	40.8
13:00:00	168	8.0	10	39.0
14:00:00	151	9.4	14	38.6
15:00:00	244	5.3	14	38.2
16:00:00	311	5.7	28	39.1
17:00:00	318	5.1	22	38.4
18:00:00	228	6.9	19	38.6
19:00:00	202	7.4	19	39.3
20:00:00	149	8.5	13	37.9
21:00:00	119	10.7	7	42.5
22:00:00	62	14.6	5	37.5
23:00:00	30	25.3	6	40.0
00:00:00	16	23.4	2	47.5
01:00:00	15	24.0	3	39.2
02:00:00	2	27.5	0	0.0
03:00:00	5	29.5	0	0.0
04:00:00	6	31.7	2	40.0
05:00:00	14	24.1	2	47.5
06:00:00	54	16.8	5	40.5
07:00:00	85	13.6	5	38.5
08:00:00	175	6.3	7	37.5
09:00:00	133	9.9	9	40.3
10:00:00	128	10.6	11	38.9
11:00:00	116	9.4	2	37.5
12:00:00	160	8.8	18	38.9
13:00:00	185	7.1	11	38.0
14:00:00	181	7.9	16	37.8
15:00:00	261	5.9	17	38.4
16:00:00	285	5.1	12	38.8
17:00:00	299	5.9	26	40.2
18:00:00	260	6.1	15	39.2
19:00:00	196	7.4	17	39.0
20:00:00	156	9.7	23	39.2
21:00:00	143	9.0	10	41.0
22:00:00	80	13.0	9	37.5
23:00:00	58	16.4	5	42.5
00:00:00	32	22.4	6	43.3
01:00:00	14	26.8	3	37.5
02:00:00	8	34.4	3	44.2
03:00:00	3	34.2	2	37.5

Summary of Violators
 Singleton Hill July 2024

from Wed-Jun-19-2024-09-00-AM to Mon-Aug-05-2024-11-59-AM

04:00:00	4	33.8	2	50.0
05:00:00	11	24.8	2	37.5
06:00:00	17	28.5	6	40.8
07:00:00	29	23.9	5	39.5
08:00:00	76	15.8	8	38.8
09:00:00	107	12.6	7	39.6
10:00:00	188	8.2	16	39.1
11:00:00	159	9.8	20	39.0
12:00:00	181	7.4	13	38.7
13:00:00	182	7.7	12	38.3
14:00:00	204	7.5	16	38.8
15:00:00	155	9.5	13	38.7
16:00:00	187	8.2	19	39.9
17:00:00	196	7.4	15	39.2
18:00:00	203	7.3	14	39.3
19:00:00	153	10.2	21	38.5
20:00:00	113	11.0	13	38.7
21:00:00	117	12.9	15	42.2
22:00:00	91	13.7	12	39.6
23:00:00	47	15.1	5	39.5
00:00:00	40	20.7	13	38.7
01:00:00	20	22.9	3	37.5
02:00:00	12	24.2	1	37.5
03:00:00	9	35.3	5	39.5
04:00:00	10	31.0	3	39.2
05:00:00	1	47.5	1	47.5
06:00:00	11	24.5	1	37.5
07:00:00	26	23.5	3	39.2
08:00:00	42	23.4	13	41.0
09:00:00	78	12.5	9	38.6
10:00:00	130	12.2	13	40.2
11:00:00	133	9.8	15	38.2
12:00:00	187	7.2	17	38.1
13:00:00	171	8.7	17	39.0
14:00:00	158	9.1	12	41.7
15:00:00	164	9.8	26	39.4
16:00:00	192	7.5	19	38.6
17:00:00	133	10.4	18	38.3
18:00:00	136	11.8	29	38.7
19:00:00	135	9.8	17	38.7
20:00:00	122	12.1	21	39.2
21:00:00	63	12.5	3	40.8
22:00:00	39	20.4	9	38.1
23:00:00	30	21.7	4	37.5
00:00:00	18	23.1	2	37.5
01:00:00	8	27.5	0	0.0
02:00:00	2	32.5	1	37.5
03:00:00	3	25.8	0	0.0
04:00:00	2	27.5	0	0.0

Summary of Violators
 Singleton Hill July 2024

from Wed-Jun-19-2024-09-00-AM to Mon-Aug-05-2024-11-59-AM

05:00:00	12	19.8	3	39.2
06:00:00	32	19.7	2	37.5
07:00:00	87	13.6	12	37.9
08:00:00	200	6.7	8	40.6
09:00:00	136	8.5	6	37.5
10:00:00	131	9.8	9	39.2
11:00:00	142	9.5	8	38.1
12:00:00	148	8.7	7	38.2
13:00:00	137	9.7	12	37.9
14:00:00	170	8.6	13	39.0
15:00:00	296	5.1	13	38.3
16:00:00	307	5.7	25	38.9
17:00:00	336	4.6	22	38.6
18:00:00	280	5.9	27	38.2
19:00:00	161	10.6	19	40.9
20:00:00	143	10.3	19	39.6
21:00:00	97	13.8	11	39.8
22:00:00	44	18.6	7	40.4
23:00:00	24	22.3	2	37.5
00:00:00	12	29.4	4	41.3
01:00:00	3	35.8	2	37.5
02:00:00	2	45.0	2	45.0
03:00:00	3	32.5	1	37.5
04:00:00	3	25.8	0	0.0
05:00:00	12	14.8	0	0.0
06:00:00	41	15.5	4	42.5
07:00:00	101	12.4	10	38.5
08:00:00	179	8.1	13	39.0
09:00:00	147	10.4	10	39.5
10:00:00	118	9.7	4	38.8
11:00:00	113	10.5	6	38.3
12:00:00	143	8.7	10	37.5
13:00:00	146	9.3	15	40.2
14:00:00	189	7.8	16	38.8
15:00:00	248	5.4	10	39.0
16:00:00	269	5.4	16	38.4
17:00:00	318	5.4	26	38.8
18:00:00	263	7.2	28	40.4
19:00:00	185	8.5	16	39.7
20:00:00	145	8.8	12	38.3
21:00:00	92	12.1	11	39.3
22:00:00	60	15.9	6	40.8
23:00:00	28	22.9	4	40.0
00:00:00	14	26.1	3	37.5
01:00:00	6	34.2	3	39.2
02:00:00	7	35.4	4	42.5
03:00:00	6	29.2	1	37.5
04:00:00	2	35.0	1	47.5
05:00:00	12	23.8	2	40.0

Summary of Violators
Siingleton Hill July 2024

from Wed-Jun-19-2024-09-00-AM to Mon-Aug-05-2024-11-59-AM

06:00:00	29	24.8	3	39.2
07:00:00	79	14.6	6	37.5
08:00:00	170	9.1	12	38.8
09:00:00	128	9.5	5	38.5
10:00:00	121	10.1	8	38.1
11:00:00	129	9.9	5	39.5
12:00:00	174	8.1	8	39.4
13:00:00	172	7.7	7	38.2
14:00:00	172	8.6	11	39.3
15:00:00	243	5.9	12	39.2
16:00:00	264	6.6	21	39.9
17:00:00	329	4.7	21	38.2
18:00:00	149	3.5	7	37.5
19:00:00	0	N/A	N/A	N/A
20:00:00	0	N/A	N/A	N/A
21:00:00	0	N/A	N/A	N/A
22:00:00	0	N/A	N/A	N/A
23:00:00	0	N/A	N/A	N/A
00:00:00	0	N/A	N/A	N/A
01:00:00	0	N/A	N/A	N/A
02:00:00	0	N/A	N/A	N/A
03:00:00	0	N/A	N/A	N/A
04:00:00	0	N/A	N/A	N/A
05:00:00	0	N/A	N/A	N/A
06:00:00	0	N/A	N/A	N/A
07:00:00	0	N/A	N/A	N/A
08:00:00	0	N/A	N/A	N/A
09:00:00	0	N/A	N/A	N/A
10:00:00	0	N/A	N/A	N/A
11:00:00	0	N/A	N/A	N/A
12:00:00	0	N/A	N/A	N/A
13:00:00	0	N/A	N/A	N/A
14:00:00	0	N/A	N/A	N/A
15:00:00	0	N/A	N/A	N/A
16:00:00	0	N/A	N/A	N/A
17:00:00	0	N/A	N/A	N/A
18:00:00	0	N/A	N/A	N/A
19:00:00	0	N/A	N/A	N/A
20:00:00	0	N/A	N/A	N/A
21:00:00	0	N/A	N/A	N/A
22:00:00	0	N/A	N/A	N/A
23:00:00	0	N/A	N/A	N/A
00:00:00	0	N/A	N/A	N/A
01:00:00	0	N/A	N/A	N/A
02:00:00	0	N/A	N/A	N/A
03:00:00	0	N/A	N/A	N/A
04:00:00	0	N/A	N/A	N/A
05:00:00	0	N/A	N/A	N/A
06:00:00	0	N/A	N/A	N/A

Summary of Violators
Siingleton Hill July 2024

from Wed-Jun-19-2024-09-00-AM to Mon-Aug-05-2024-11-59-AM

07:00:00	0	N/A	N/A	N/A
08:00:00	0	N/A	N/A	N/A
09:00:00	0	N/A	N/A	N/A
10:00:00	0	N/A	N/A	N/A
11:00:00	0	N/A	N/A	N/A
12:00:00	0	N/A	N/A	N/A
13:00:00	0	N/A	N/A	N/A
14:00:00	0	N/A	N/A	N/A
15:00:00	0	N/A	N/A	N/A
16:00:00	0	N/A	N/A	N/A
17:00:00	0	N/A	N/A	N/A
18:00:00	0	N/A	N/A	N/A
19:00:00	0	N/A	N/A	N/A
20:00:00	0	N/A	N/A	N/A
21:00:00	0	N/A	N/A	N/A
22:00:00	0	N/A	N/A	N/A
23:00:00	0	N/A	N/A	N/A
00:00:00	0	N/A	N/A	N/A
01:00:00	0	N/A	N/A	N/A
02:00:00	0	N/A	N/A	N/A
03:00:00	0	N/A	N/A	N/A
04:00:00	0	N/A	N/A	N/A
05:00:00	0	N/A	N/A	N/A
06:00:00	0	N/A	N/A	N/A
07:00:00	0	N/A	N/A	N/A
08:00:00	0	N/A	N/A	N/A
09:00:00	0	N/A	N/A	N/A
10:00:00	0	N/A	N/A	N/A
11:00:00	0	N/A	N/A	N/A
12:00:00	0	N/A	N/A	N/A
13:00:00	0	N/A	N/A	N/A
14:00:00	0	N/A	N/A	N/A
15:00:00	0	N/A	N/A	N/A
16:00:00	0	N/A	N/A	N/A
17:00:00	0	N/A	N/A	N/A
18:00:00	0	N/A	N/A	N/A
19:00:00	0	N/A	N/A	N/A
20:00:00	0	N/A	N/A	N/A
21:00:00	0	N/A	N/A	N/A
22:00:00	0	N/A	N/A	N/A
23:00:00	0	N/A	N/A	N/A
00:00:00	0	N/A	N/A	N/A
01:00:00	0	N/A	N/A	N/A
02:00:00	0	N/A	N/A	N/A
03:00:00	0	N/A	N/A	N/A
04:00:00	0	N/A	N/A	N/A
05:00:00	0	N/A	N/A	N/A
06:00:00	0	N/A	N/A	N/A
07:00:00	0	N/A	N/A	N/A

Summary of Violators
Siingleton Hill July 2024

from Wed-Jun-19-2024-09-00-AM to Mon-Aug-05-2024-11-59-AM

08:00:00	0	N/A	N/A	N/A
09:00:00	0	N/A	N/A	N/A
10:00:00	0	N/A	N/A	N/A
11:00:00	0	N/A	N/A	N/A
12:00:00	0	N/A	N/A	N/A
13:00:00	0	N/A	N/A	N/A
14:00:00	0	N/A	N/A	N/A
15:00:00	0	N/A	N/A	N/A
16:00:00	0	N/A	N/A	N/A
17:00:00	0	N/A	N/A	N/A
18:00:00	0	N/A	N/A	N/A
19:00:00	0	N/A	N/A	N/A
20:00:00	0	N/A	N/A	N/A
21:00:00	0	N/A	N/A	N/A
22:00:00	0	N/A	N/A	N/A
23:00:00	0	N/A	N/A	N/A
00:00:00	0	N/A	N/A	N/A
01:00:00	0	N/A	N/A	N/A
02:00:00	0	N/A	N/A	N/A
03:00:00	0	N/A	N/A	N/A
04:00:00	0	N/A	N/A	N/A
05:00:00	0	N/A	N/A	N/A
06:00:00	0	N/A	N/A	N/A
07:00:00	0	N/A	N/A	N/A
08:00:00	0	N/A	N/A	N/A
09:00:00	0	N/A	N/A	N/A
10:00:00	0	N/A	N/A	N/A
11:00:00	0	N/A	N/A	N/A
12:00:00	0	N/A	N/A	N/A
13:00:00	0	N/A	N/A	N/A
14:00:00	0	N/A	N/A	N/A
15:00:00	0	N/A	N/A	N/A
16:00:00	0	N/A	N/A	N/A
17:00:00	0	N/A	N/A	N/A
18:00:00	0	N/A	N/A	N/A
19:00:00	0	N/A	N/A	N/A
20:00:00	0	N/A	N/A	N/A
21:00:00	0	N/A	N/A	N/A
22:00:00	0	N/A	N/A	N/A
23:00:00	0	N/A	N/A	N/A
00:00:00	0	N/A	N/A	N/A
01:00:00	0	N/A	N/A	N/A
02:00:00	0	N/A	N/A	N/A
03:00:00	0	N/A	N/A	N/A
04:00:00	0	N/A	N/A	N/A
05:00:00	0	N/A	N/A	N/A
06:00:00	0	N/A	N/A	N/A
07:00:00	0	N/A	N/A	N/A
08:00:00	0	N/A	N/A	N/A

Summary of Violators
Siingleton Hill July 2024

from Wed-Jun-19-2024-09-00-AM to Mon-Aug-05-2024-11-59-AM

09:00:00	0	N/A	N/A	N/A
10:00:00	0	N/A	N/A	N/A
11:00:00	0	N/A	N/A	N/A
12:00:00	0	N/A	N/A	N/A
13:00:00	0	N/A	N/A	N/A
14:00:00	0	N/A	N/A	N/A
15:00:00	0	N/A	N/A	N/A
16:00:00	0	N/A	N/A	N/A
17:00:00	0	N/A	N/A	N/A
18:00:00	0	N/A	N/A	N/A
19:00:00	0	N/A	N/A	N/A
20:00:00	0	N/A	N/A	N/A
21:00:00	0	N/A	N/A	N/A
22:00:00	0	N/A	N/A	N/A
23:00:00	0	N/A	N/A	N/A
00:00:00	0	N/A	N/A	N/A
01:00:00	0	N/A	N/A	N/A
02:00:00	0	N/A	N/A	N/A
03:00:00	0	N/A	N/A	N/A
04:00:00	0	N/A	N/A	N/A
05:00:00	0	N/A	N/A	N/A
06:00:00	0	N/A	N/A	N/A
07:00:00	0	N/A	N/A	N/A
08:00:00	0	N/A	N/A	N/A
09:00:00	0	N/A	N/A	N/A
10:00:00	0	N/A	N/A	N/A
11:00:00	0	N/A	N/A	N/A
12:00:00	0	N/A	N/A	N/A
13:00:00	0	N/A	N/A	N/A
14:00:00	0	N/A	N/A	N/A
15:00:00	0	N/A	N/A	N/A
16:00:00	0	N/A	N/A	N/A
17:00:00	0	N/A	N/A	N/A
18:00:00	0	N/A	N/A	N/A
19:00:00	0	N/A	N/A	N/A
20:00:00	0	N/A	N/A	N/A
21:00:00	0	N/A	N/A	N/A
22:00:00	0	N/A	N/A	N/A
23:00:00	0	N/A	N/A	N/A
00:00:00	0	N/A	N/A	N/A
01:00:00	0	N/A	N/A	N/A
02:00:00	0	N/A	N/A	N/A
03:00:00	0	N/A	N/A	N/A
04:00:00	0	N/A	N/A	N/A
05:00:00	0	N/A	N/A	N/A
06:00:00	0	N/A	N/A	N/A
07:00:00	0	N/A	N/A	N/A
08:00:00	0	N/A	N/A	N/A
09:00:00	0	N/A	N/A	N/A

Summary of Violators
Siingleton Hill July 2024

from Wed-Jun-19-2024-09-00-AM to Mon-Aug-05-2024-11-59-AM

10:00:00	0	N/A	N/A	N/A
11:00:00	0	N/A	N/A	N/A
12:00:00	0	N/A	N/A	N/A
13:00:00	0	N/A	N/A	N/A
14:00:00	0	N/A	N/A	N/A
15:00:00	0	N/A	N/A	N/A
16:00:00	0	N/A	N/A	N/A
17:00:00	0	N/A	N/A	N/A
18:00:00	0	N/A	N/A	N/A
19:00:00	0	N/A	N/A	N/A
20:00:00	0	N/A	N/A	N/A
21:00:00	0	N/A	N/A	N/A
22:00:00	0	N/A	N/A	N/A
23:00:00	0	N/A	N/A	N/A
00:00:00	0	N/A	N/A	N/A
01:00:00	0	N/A	N/A	N/A
02:00:00	0	N/A	N/A	N/A
03:00:00	0	N/A	N/A	N/A
04:00:00	0	N/A	N/A	N/A
05:00:00	0	N/A	N/A	N/A
06:00:00	0	N/A	N/A	N/A
07:00:00	0	N/A	N/A	N/A
08:00:00	0	N/A	N/A	N/A
09:00:00	0	N/A	N/A	N/A
10:00:00	0	N/A	N/A	N/A
11:00:00	0	N/A	N/A	N/A
12:00:00	0	N/A	N/A	N/A
13:00:00	0	N/A	N/A	N/A
14:00:00	0	N/A	N/A	N/A
15:00:00	0	N/A	N/A	N/A
16:00:00	0	N/A	N/A	N/A
17:00:00	0	N/A	N/A	N/A
18:00:00	0	N/A	N/A	N/A
19:00:00	0	N/A	N/A	N/A
20:00:00	0	N/A	N/A	N/A
21:00:00	0	N/A	N/A	N/A
22:00:00	0	N/A	N/A	N/A
23:00:00	0	N/A	N/A	N/A
00:00:00	0	N/A	N/A	N/A
01:00:00	0	N/A	N/A	N/A
02:00:00	0	N/A	N/A	N/A
03:00:00	0	N/A	N/A	N/A
04:00:00	0	N/A	N/A	N/A
05:00:00	0	N/A	N/A	N/A
06:00:00	0	N/A	N/A	N/A
07:00:00	0	N/A	N/A	N/A
08:00:00	0	N/A	N/A	N/A
09:00:00	0	N/A	N/A	N/A
10:00:00	0	N/A	N/A	N/A

Summary of Violators
Siingleton Hill July 2024

from Wed-Jun-19-2024-09-00-AM to Mon-Aug-05-2024-11-59-AM

11:00:00	0	N/A	N/A	N/A
12:00:00	0	N/A	N/A	N/A
13:00:00	0	N/A	N/A	N/A
14:00:00	0	N/A	N/A	N/A
15:00:00	0	N/A	N/A	N/A
16:00:00	0	N/A	N/A	N/A
17:00:00	0	N/A	N/A	N/A
18:00:00	0	N/A	N/A	N/A
19:00:00	0	N/A	N/A	N/A
20:00:00	0	N/A	N/A	N/A
21:00:00	0	N/A	N/A	N/A
22:00:00	0	N/A	N/A	N/A
23:00:00	0	N/A	N/A	N/A
00:00:00	0	N/A	N/A	N/A
01:00:00	0	N/A	N/A	N/A
02:00:00	0	N/A	N/A	N/A
03:00:00	0	N/A	N/A	N/A
04:00:00	0	N/A	N/A	N/A
05:00:00	0	N/A	N/A	N/A
06:00:00	0	N/A	N/A	N/A
07:00:00	0	N/A	N/A	N/A
08:00:00	0	N/A	N/A	N/A
09:00:00	0	N/A	N/A	N/A
10:00:00	0	N/A	N/A	N/A
11:00:00	0	N/A	N/A	N/A
12:00:00	0	N/A	N/A	N/A
13:00:00	0	N/A	N/A	N/A
14:00:00	0	N/A	N/A	N/A
15:00:00	0	N/A	N/A	N/A
16:00:00	0	N/A	N/A	N/A
17:00:00	0	N/A	N/A	N/A
18:00:00	0	N/A	N/A	N/A
19:00:00	0	N/A	N/A	N/A
20:00:00	0	N/A	N/A	N/A
21:00:00	0	N/A	N/A	N/A
22:00:00	0	N/A	N/A	N/A
23:00:00	0	N/A	N/A	N/A
00:00:00	0	N/A	N/A	N/A
01:00:00	0	N/A	N/A	N/A
02:00:00	0	N/A	N/A	N/A
03:00:00	0	N/A	N/A	N/A
04:00:00	0	N/A	N/A	N/A
05:00:00	0	N/A	N/A	N/A
06:00:00	0	N/A	N/A	N/A
07:00:00	0	N/A	N/A	N/A
08:00:00	0	N/A	N/A	N/A
09:00:00	0	N/A	N/A	N/A
10:00:00	0	N/A	N/A	N/A
11:00:00	0	N/A	N/A	N/A

Summary of Violators
Siingleton Hill July 2024

from Wed-Jun-19-2024-09-00-AM to Mon-Aug-05-2024-11-59-AM

12:00:00	0	N/A	N/A	N/A
13:00:00	0	N/A	N/A	N/A
14:00:00	0	N/A	N/A	N/A
15:00:00	0	N/A	N/A	N/A
16:00:00	0	N/A	N/A	N/A
17:00:00	0	N/A	N/A	N/A
18:00:00	0	N/A	N/A	N/A
19:00:00	0	N/A	N/A	N/A
20:00:00	0	N/A	N/A	N/A
21:00:00	0	N/A	N/A	N/A
22:00:00	0	N/A	N/A	N/A
23:00:00	0	N/A	N/A	N/A
00:00:00	0	N/A	N/A	N/A
01:00:00	0	N/A	N/A	N/A
02:00:00	0	N/A	N/A	N/A
03:00:00	0	N/A	N/A	N/A
04:00:00	0	N/A	N/A	N/A
05:00:00	0	N/A	N/A	N/A
06:00:00	0	N/A	N/A	N/A
07:00:00	0	N/A	N/A	N/A
08:00:00	0	N/A	N/A	N/A
09:00:00	0	N/A	N/A	N/A
10:00:00	0	N/A	N/A	N/A
11:00:00	0	N/A	N/A	N/A
12:00:00	0	N/A	N/A	N/A
13:00:00	0	N/A	N/A	N/A
14:00:00	0	N/A	N/A	N/A
15:00:00	0	N/A	N/A	N/A
16:00:00	0	N/A	N/A	N/A
17:00:00	0	N/A	N/A	N/A
18:00:00	0	N/A	N/A	N/A
19:00:00	0	N/A	N/A	N/A
20:00:00	0	N/A	N/A	N/A
21:00:00	0	N/A	N/A	N/A
22:00:00	0	N/A	N/A	N/A
23:00:00	0	N/A	N/A	N/A
00:00:00	0	N/A	N/A	N/A
01:00:00	0	N/A	N/A	N/A
02:00:00	0	N/A	N/A	N/A
03:00:00	0	N/A	N/A	N/A
04:00:00	0	N/A	N/A	N/A
05:00:00	0	N/A	N/A	N/A
06:00:00	0	N/A	N/A	N/A
07:00:00	0	N/A	N/A	N/A
08:00:00	0	N/A	N/A	N/A
09:00:00	0	N/A	N/A	N/A
10:00:00	0	N/A	N/A	N/A
11:00:00	0	N/A	N/A	N/A
12:00:00	0	N/A	N/A	N/A

Summary of Violators
Singleton Hill July 2024

from Wed-Jun-19-2024-09-00-AM to Mon-Aug-05-2024-11-59-AM

13:00:00	0	N/A	N/A	N/A
14:00:00	0	N/A	N/A	N/A
15:00:00	0	N/A	N/A	N/A
16:00:00	0	N/A	N/A	N/A
17:00:00	0	N/A	N/A	N/A
18:00:00	0	N/A	N/A	N/A
19:00:00	0	N/A	N/A	N/A
20:00:00	0	N/A	N/A	N/A
21:00:00	0	N/A	N/A	N/A
22:00:00	0	N/A	N/A	N/A
23:00:00	0	N/A	N/A	N/A
00:00:00	0	N/A	N/A	N/A
01:00:00	0	N/A	N/A	N/A
02:00:00	0	N/A	N/A	N/A
03:00:00	0	N/A	N/A	N/A
04:00:00	0	N/A	N/A	N/A
05:00:00	0	N/A	N/A	N/A
06:00:00	0	N/A	N/A	N/A
07:00:00	0	N/A	N/A	N/A
08:00:00	0	N/A	N/A	N/A
09:00:00	0	N/A	N/A	N/A
10:00:00	0	N/A	N/A	N/A
11:00:00	0	N/A	N/A	N/A
12:00:00	0	N/A	N/A	N/A
13:00:00	0	N/A	N/A	N/A
14:00:00	0	N/A	N/A	N/A
15:00:00	0	N/A	N/A	N/A
16:00:00	0	N/A	N/A	N/A
17:00:00	0	N/A	N/A	N/A
18:00:00	0	N/A	N/A	N/A
19:00:00	0	N/A	N/A	N/A
20:00:00	0	N/A	N/A	N/A
21:00:00	0	N/A	N/A	N/A
22:00:00	0	N/A	N/A	N/A
23:00:00	0	N/A	N/A	N/A
00:00:00	0	N/A	N/A	N/A
01:00:00	0	N/A	N/A	N/A
02:00:00	0	N/A	N/A	N/A
03:00:00	0	N/A	N/A	N/A
04:00:00	0	N/A	N/A	N/A
05:00:00	0	N/A	N/A	N/A
06:00:00	0	N/A	N/A	N/A
07:00:00	0	N/A	N/A	N/A
08:00:00	0	N/A	N/A	N/A
09:00:00	0	N/A	N/A	N/A
10:00:00	0	N/A	N/A	N/A
11:00:00	0	N/A	N/A	N/A
12:00:00	0	N/A	N/A	N/A
13:00:00	0	N/A	N/A	N/A

Summary of Violators
Siingleton Hill July 2024

from Wed-Jun-19-2024-09-00-AM to Mon-Aug-05-2024-11-59-AM

14:00:00	0	N/A	N/A	N/A
15:00:00	0	N/A	N/A	N/A
16:00:00	0	N/A	N/A	N/A
17:00:00	0	N/A	N/A	N/A
18:00:00	0	N/A	N/A	N/A
19:00:00	0	N/A	N/A	N/A
20:00:00	0	N/A	N/A	N/A
21:00:00	0	N/A	N/A	N/A
22:00:00	0	N/A	N/A	N/A
23:00:00	0	N/A	N/A	N/A
00:00:00	0	N/A	N/A	N/A
01:00:00	0	N/A	N/A	N/A
02:00:00	0	N/A	N/A	N/A
03:00:00	0	N/A	N/A	N/A
04:00:00	0	N/A	N/A	N/A
05:00:00	0	N/A	N/A	N/A
06:00:00	0	N/A	N/A	N/A
07:00:00	0	N/A	N/A	N/A
08:00:00	0	N/A	N/A	N/A
09:00:00	0	N/A	N/A	N/A
10:00:00	0	N/A	N/A	N/A
11:00:00	0	N/A	N/A	N/A
12:00:00	0	N/A	N/A	N/A
13:00:00	0	N/A	N/A	N/A
14:00:00	0	N/A	N/A	N/A
15:00:00	0	N/A	N/A	N/A
16:00:00	0	N/A	N/A	N/A
17:00:00	0	N/A	N/A	N/A
18:00:00	0	N/A	N/A	N/A
19:00:00	0	N/A	N/A	N/A
20:00:00	0	N/A	N/A	N/A
21:00:00	0	N/A	N/A	N/A
22:00:00	0	N/A	N/A	N/A
23:00:00	0	N/A	N/A	N/A
00:00:00	0	N/A	N/A	N/A
01:00:00	0	N/A	N/A	N/A
02:00:00	0	N/A	N/A	N/A
03:00:00	0	N/A	N/A	N/A
04:00:00	0	N/A	N/A	N/A
05:00:00	0	N/A	N/A	N/A
06:00:00	0	N/A	N/A	N/A
07:00:00	0	N/A	N/A	N/A
08:00:00	0	N/A	N/A	N/A
09:00:00	0	N/A	N/A	N/A
10:00:00	0	N/A	N/A	N/A
11:00:00	0	N/A	N/A	N/A
12:00:00	0	N/A	N/A	N/A
13:00:00	0	N/A	N/A	N/A
14:00:00	0	N/A	N/A	N/A

Summary of Violators
Siingleton Hill July 2024

from Wed-Jun-19-2024-09-00-AM to Mon-Aug-05-2024-11-59-AM

15:00:00	0	N/A	N/A	N/A
16:00:00	0	N/A	N/A	N/A
17:00:00	0	N/A	N/A	N/A
18:00:00	0	N/A	N/A	N/A
19:00:00	0	N/A	N/A	N/A
20:00:00	0	N/A	N/A	N/A
21:00:00	0	N/A	N/A	N/A
22:00:00	0	N/A	N/A	N/A
23:00:00	0	N/A	N/A	N/A
00:00:00	0	N/A	N/A	N/A
01:00:00	0	N/A	N/A	N/A
02:00:00	0	N/A	N/A	N/A
03:00:00	0	N/A	N/A	N/A
04:00:00	0	N/A	N/A	N/A
05:00:00	0	N/A	N/A	N/A
06:00:00	0	N/A	N/A	N/A
07:00:00	0	N/A	N/A	N/A
08:00:00	0	N/A	N/A	N/A
09:00:00	0	N/A	N/A	N/A
10:00:00	0	N/A	N/A	N/A
11:00:00	0	N/A	N/A	N/A
12:00:00	0	N/A	N/A	N/A
13:00:00	0	N/A	N/A	N/A
14:00:00	0	N/A	N/A	N/A
15:00:00	0	N/A	N/A	N/A
16:00:00	0	N/A	N/A	N/A
17:00:00	0	N/A	N/A	N/A
18:00:00	0	N/A	N/A	N/A
19:00:00	0	N/A	N/A	N/A
20:00:00	0	N/A	N/A	N/A
21:00:00	0	N/A	N/A	N/A
22:00:00	0	N/A	N/A	N/A
23:00:00	0	N/A	N/A	N/A
00:00:00	0	N/A	N/A	N/A
01:00:00	0	N/A	N/A	N/A
02:00:00	0	N/A	N/A	N/A
03:00:00	0	N/A	N/A	N/A
04:00:00	0	N/A	N/A	N/A
05:00:00	0	N/A	N/A	N/A
06:00:00	0	N/A	N/A	N/A
07:00:00	0	N/A	N/A	N/A
08:00:00	0	N/A	N/A	N/A
09:00:00	0	N/A	N/A	N/A
10:00:00	0	N/A	N/A	N/A
11:00:00	0	N/A	N/A	N/A
12:00:00	0	N/A	N/A	N/A
13:00:00	0	N/A	N/A	N/A
14:00:00	0	N/A	N/A	N/A
15:00:00	0	N/A	N/A	N/A

Summary of Violators
Siingleton Hill July 2024

from Wed-Jun-19-2024-09-00-AM to Mon-Aug-05-2024-11-59-AM

16:00:00	0	N/A	N/A	N/A
17:00:00	0	N/A	N/A	N/A
18:00:00	0	N/A	N/A	N/A
19:00:00	0	N/A	N/A	N/A
20:00:00	0	N/A	N/A	N/A
21:00:00	0	N/A	N/A	N/A
22:00:00	0	N/A	N/A	N/A
23:00:00	0	N/A	N/A	N/A
00:00:00	0	N/A	N/A	N/A
01:00:00	0	N/A	N/A	N/A
02:00:00	0	N/A	N/A	N/A
03:00:00	0	N/A	N/A	N/A
04:00:00	0	N/A	N/A	N/A
05:00:00	0	N/A	N/A	N/A
06:00:00	0	N/A	N/A	N/A
07:00:00	0	N/A	N/A	N/A
08:00:00	0	N/A	N/A	N/A
09:00:00	0	N/A	N/A	N/A
10:00:00	0	N/A	N/A	N/A
11:00:00	0	N/A	N/A	N/A
12:00:00	0	N/A	N/A	N/A
13:00:00	0	N/A	N/A	N/A
14:00:00	0	N/A	N/A	N/A
15:00:00	0	N/A	N/A	N/A
16:00:00	0	N/A	N/A	N/A
17:00:00	0	N/A	N/A	N/A
18:00:00	0	N/A	N/A	N/A
19:00:00	0	N/A	N/A	N/A
20:00:00	0	N/A	N/A	N/A
21:00:00	0	N/A	N/A	N/A
22:00:00	0	N/A	N/A	N/A
23:00:00	0	N/A	N/A	N/A
00:00:00	0	N/A	N/A	N/A
01:00:00	0	N/A	N/A	N/A
02:00:00	0	N/A	N/A	N/A
03:00:00	0	N/A	N/A	N/A
04:00:00	0	N/A	N/A	N/A
05:00:00	0	N/A	N/A	N/A
06:00:00	0	N/A	N/A	N/A
07:00:00	0	N/A	N/A	N/A
08:00:00	0	N/A	N/A	N/A
09:00:00	0	N/A	N/A	N/A
10:00:00	0	N/A	N/A	N/A
11:00:00	0	N/A	N/A	N/A
12:00:00	0	N/A	N/A	N/A
13:00:00	0	N/A	N/A	N/A
14:00:00	0	N/A	N/A	N/A
15:00:00	0	N/A	N/A	N/A
16:00:00	0	N/A	N/A	N/A

Summary of Violators
Siingleton Hill July 2024

from Wed-Jun-19-2024-09-00-AM to Mon-Aug-05-2024-11-59-AM

17:00:00	0	N/A	N/A	N/A
18:00:00	0	N/A	N/A	N/A
19:00:00	0	N/A	N/A	N/A
20:00:00	0	N/A	N/A	N/A
21:00:00	0	N/A	N/A	N/A
22:00:00	0	N/A	N/A	N/A
23:00:00	0	N/A	N/A	N/A
00:00:00	0	N/A	N/A	N/A
01:00:00	0	N/A	N/A	N/A
02:00:00	0	N/A	N/A	N/A
03:00:00	0	N/A	N/A	N/A
04:00:00	0	N/A	N/A	N/A
05:00:00	0	N/A	N/A	N/A
06:00:00	0	N/A	N/A	N/A
07:00:00	0	N/A	N/A	N/A
08:00:00	0	N/A	N/A	N/A
09:00:00	0	N/A	N/A	N/A
10:00:00	0	N/A	N/A	N/A
11:00:00	0	N/A	N/A	N/A
12:00:00	0	N/A	N/A	N/A
13:00:00	0	N/A	N/A	N/A
14:00:00	0	N/A	N/A	N/A
15:00:00	0	N/A	N/A	N/A
16:00:00	0	N/A	N/A	N/A
17:00:00	0	N/A	N/A	N/A
18:00:00	0	N/A	N/A	N/A
19:00:00	0	N/A	N/A	N/A
20:00:00	0	N/A	N/A	N/A
21:00:00	0	N/A	N/A	N/A
22:00:00	0	N/A	N/A	N/A
23:00:00	0	N/A	N/A	N/A
00:00:00	0	N/A	N/A	N/A
01:00:00	0	N/A	N/A	N/A
02:00:00	0	N/A	N/A	N/A
03:00:00	0	N/A	N/A	N/A
04:00:00	0	N/A	N/A	N/A
05:00:00	0	N/A	N/A	N/A
06:00:00	0	N/A	N/A	N/A
07:00:00	0	N/A	N/A	N/A
08:00:00	0	N/A	N/A	N/A
09:00:00	0	N/A	N/A	N/A
10:00:00	0	N/A	N/A	N/A
11:00:00	0	N/A	N/A	N/A
12:00:00	0	N/A	N/A	N/A
13:00:00	0	N/A	N/A	N/A
14:00:00	0	N/A	N/A	N/A
15:00:00	0	N/A	N/A	N/A
16:00:00	0	N/A	N/A	N/A
17:00:00	0	N/A	N/A	N/A

Summary of Violators
Singleton Hill July 2024

from Wed-Jun-19-2024-09-00-AM to Mon-Aug-05-2024-11-59-AM

18:00:00	0	N/A	N/A	N/A
19:00:00	0	N/A	N/A	N/A
20:00:00	0	N/A	N/A	N/A
21:00:00	0	N/A	N/A	N/A
22:00:00	0	N/A	N/A	N/A
23:00:00	0	N/A	N/A	N/A
00:00:00	0	N/A	N/A	N/A
01:00:00	0	N/A	N/A	N/A
02:00:00	0	N/A	N/A	N/A
03:00:00	0	N/A	N/A	N/A
04:00:00	0	N/A	N/A	N/A
05:00:00	0	N/A	N/A	N/A
06:00:00	0	N/A	N/A	N/A
07:00:00	0	N/A	N/A	N/A
08:00:00	0	N/A	N/A	N/A
09:00:00	0	N/A	N/A	N/A
10:00:00	0	N/A	N/A	N/A
11:00:00	0	N/A	N/A	N/A
12:00:00	0	N/A	N/A	N/A
13:00:00	0	N/A	N/A	N/A
14:00:00	0	N/A	N/A	N/A
15:00:00	0	N/A	N/A	N/A
16:00:00	0	N/A	N/A	N/A
17:00:00	0	N/A	N/A	N/A
18:00:00	0	N/A	N/A	N/A
19:00:00	0	N/A	N/A	N/A
20:00:00	0	N/A	N/A	N/A
21:00:00	0	N/A	N/A	N/A
22:00:00	0	N/A	N/A	N/A
23:00:00	0	N/A	N/A	N/A
00:00:00	0	N/A	N/A	N/A
01:00:00	0	N/A	N/A	N/A
02:00:00	0	N/A	N/A	N/A
03:00:00	0	N/A	N/A	N/A
04:00:00	0	N/A	N/A	N/A
05:00:00	0	N/A	N/A	N/A
06:00:00	0	N/A	N/A	N/A
07:00:00	0	N/A	N/A	N/A
08:00:00	0	N/A	N/A	N/A
09:00:00	0	N/A	N/A	N/A
10:00:00	0	N/A	N/A	N/A
11:00:00	0	N/A	N/A	N/A
12:00:00	0	N/A	N/A	N/A
13:00:00	0	N/A	N/A	N/A
14:00:00	0	N/A	N/A	N/A
15:00:00	0	N/A	N/A	N/A
16:00:00	0	N/A	N/A	N/A
17:00:00	0	N/A	N/A	N/A
18:00:00	0	N/A	N/A	N/A

Summary of Violators
Siingleton Hill July 2024

from Wed-Jun-19-2024-09-00-AM to Mon-Aug-05-2024-11-59-AM

19:00:00	0	N/A	N/A	N/A
20:00:00	0	N/A	N/A	N/A
21:00:00	0	N/A	N/A	N/A
22:00:00	0	N/A	N/A	N/A
23:00:00	0	N/A	N/A	N/A
00:00:00	0	N/A	N/A	N/A
01:00:00	0	N/A	N/A	N/A
02:00:00	0	N/A	N/A	N/A
03:00:00	0	N/A	N/A	N/A
04:00:00	0	N/A	N/A	N/A
05:00:00	0	N/A	N/A	N/A
06:00:00	0	N/A	N/A	N/A
07:00:00	0	N/A	N/A	N/A
08:00:00	0	N/A	N/A	N/A
09:00:00	0	N/A	N/A	N/A
10:00:00	0	N/A	N/A	N/A
11:00:00	0	N/A	N/A	N/A
12:00:00	0	N/A	N/A	N/A
13:00:00	0	N/A	N/A	N/A
14:00:00	0	N/A	N/A	N/A
15:00:00	0	N/A	N/A	N/A
16:00:00	0	N/A	N/A	N/A
17:00:00	0	N/A	N/A	N/A
18:00:00	0	N/A	N/A	N/A
19:00:00	0	N/A	N/A	N/A
20:00:00	0	N/A	N/A	N/A
21:00:00	0	N/A	N/A	N/A
22:00:00	0	N/A	N/A	N/A
23:00:00	0	N/A	N/A	N/A
00:00:00	0	N/A	N/A	N/A
01:00:00	0	N/A	N/A	N/A
02:00:00	0	N/A	N/A	N/A
03:00:00	0	N/A	N/A	N/A
04:00:00	0	N/A	N/A	N/A
05:00:00	0	N/A	N/A	N/A
06:00:00	0	N/A	N/A	N/A
07:00:00	0	N/A	N/A	N/A
08:00:00	0	N/A	N/A	N/A
09:00:00	0	N/A	N/A	N/A
10:00:00	0	N/A	N/A	N/A
11:00:00	0	N/A	N/A	N/A
12:00:00	0	N/A	N/A	N/A
13:00:00	0	N/A	N/A	N/A
14:00:00	0	N/A	N/A	N/A
15:00:00	0	N/A	N/A	N/A
16:00:00	0	N/A	N/A	N/A
17:00:00	0	N/A	N/A	N/A
18:00:00	0	N/A	N/A	N/A
19:00:00	0	N/A	N/A	N/A

Summary of Violators
Siingleton Hill July 2024

from Wed-Jun-19-2024-09-00-AM to Mon-Aug-05-2024-11-59-AM

20:00:00	0	N/A	N/A	N/A
21:00:00	0	N/A	N/A	N/A
22:00:00	0	N/A	N/A	N/A
23:00:00	0	N/A	N/A	N/A
00:00:00	0	N/A	N/A	N/A
01:00:00	0	N/A	N/A	N/A
02:00:00	0	N/A	N/A	N/A
03:00:00	0	N/A	N/A	N/A
04:00:00	0	N/A	N/A	N/A
05:00:00	0	N/A	N/A	N/A
06:00:00	0	N/A	N/A	N/A
07:00:00	0	N/A	N/A	N/A
08:00:00	0	N/A	N/A	N/A
09:00:00	0	N/A	N/A	N/A
10:00:00	0	N/A	N/A	N/A
11:00:00	0	N/A	N/A	N/A
12:00:00	0	N/A	N/A	N/A
13:00:00	0	N/A	N/A	N/A
14:00:00	0	N/A	N/A	N/A
15:00:00	0	N/A	N/A	N/A
16:00:00	0	N/A	N/A	N/A
17:00:00	0	N/A	N/A	N/A
18:00:00	0	N/A	N/A	N/A
19:00:00	0	N/A	N/A	N/A
20:00:00	0	N/A	N/A	N/A
21:00:00	0	N/A	N/A	N/A
22:00:00	0	N/A	N/A	N/A
23:00:00	0	N/A	N/A	N/A
00:00:00	0	N/A	N/A	N/A
01:00:00	0	N/A	N/A	N/A
02:00:00	0	N/A	N/A	N/A
03:00:00	0	N/A	N/A	N/A
04:00:00	0	N/A	N/A	N/A
05:00:00	0	N/A	N/A	N/A
06:00:00	0	N/A	N/A	N/A
07:00:00	0	N/A	N/A	N/A
08:00:00	0	N/A	N/A	N/A
09:00:00	0	N/A	N/A	N/A
10:00:00	0	N/A	N/A	N/A
11:00:00	0	N/A	N/A	N/A
12:00:00	0	N/A	N/A	N/A
13:00:00	0	N/A	N/A	N/A
14:00:00	0	N/A	N/A	N/A
15:00:00	0	N/A	N/A	N/A
16:00:00	0	N/A	N/A	N/A
17:00:00	0	N/A	N/A	N/A
18:00:00	0	N/A	N/A	N/A
19:00:00	0	N/A	N/A	N/A
20:00:00	0	N/A	N/A	N/A

Summary of Violators
Siingleton Hill July 2024

from Wed-Jun-19-2024-09-00-AM to Mon-Aug-05-2024-11-59-AM

21:00:00	0	N/A	N/A	N/A
22:00:00	0	N/A	N/A	N/A
23:00:00	0	N/A	N/A	N/A
00:00:00	0	N/A	N/A	N/A
01:00:00	0	N/A	N/A	N/A
02:00:00	0	N/A	N/A	N/A
03:00:00	0	N/A	N/A	N/A
04:00:00	0	N/A	N/A	N/A
05:00:00	0	N/A	N/A	N/A
06:00:00	0	N/A	N/A	N/A
07:00:00	0	N/A	N/A	N/A
08:00:00	0	N/A	N/A	N/A
09:00:00	0	N/A	N/A	N/A
10:00:00	0	N/A	N/A	N/A
11:00:00	0	N/A	N/A	N/A
12:00:00	0	N/A	N/A	N/A
13:00:00	0	N/A	N/A	N/A
14:00:00	0	N/A	N/A	N/A
15:00:00	0	N/A	N/A	N/A
16:00:00	0	N/A	N/A	N/A
17:00:00	0	N/A	N/A	N/A
18:00:00	0	N/A	N/A	N/A
19:00:00	0	N/A	N/A	N/A
20:00:00	0	N/A	N/A	N/A
21:00:00	0	N/A	N/A	N/A
22:00:00	0	N/A	N/A	N/A
23:00:00	0	N/A	N/A	N/A
00:00:00	0	N/A	N/A	N/A
01:00:00	0	N/A	N/A	N/A
02:00:00	0	N/A	N/A	N/A
03:00:00	0	N/A	N/A	N/A
04:00:00	0	N/A	N/A	N/A
05:00:00	0	N/A	N/A	N/A
06:00:00	0	N/A	N/A	N/A
07:00:00	0	N/A	N/A	N/A
08:00:00	0	N/A	N/A	N/A
09:00:00	0	N/A	N/A	N/A
10:00:00	0	N/A	N/A	N/A
11:00:00	0	N/A	N/A	N/A
12:00:00	0	N/A	N/A	N/A
13:00:00	0	N/A	N/A	N/A
14:00:00	0	N/A	N/A	N/A
15:00:00	0	N/A	N/A	N/A
16:00:00	0	N/A	N/A	N/A
17:00:00	0	N/A	N/A	N/A
18:00:00	0	N/A	N/A	N/A
19:00:00	0	N/A	N/A	N/A
20:00:00	0	N/A	N/A	N/A
21:00:00	0	N/A	N/A	N/A

Summary of Violators
Singleton Hill July 2024

from Wed-Jun-19-2024-09-00-AM to Mon-Aug-05-2024-11-59-AM

22:00:00	0	N/A	N/A	N/A
23:00:00	0	N/A	N/A	N/A

Incoming Histogram

Siingleton Hill July 2024

from Wed-Jun-19-2024-09-00-AM to Mon-Aug-05-2024-11-59-AM

Date	Starting Hr:min	<15	15 to <20	20 to <25	25 to <30	30 to <35	35 to <40	40 to <45	45 to <50	50 to <55	55 to <60	60 to <65	65 to <70	70 to <75	75 to <80	80 to <85	85 to <90	90 to <95	95 to <100	100 to >105	Total Counts	Avg Speed (MPH)	85pct Speed	10MPH Pace	% in pace	# of Speeders	% Speeders
19/06/2024	00:00	*	*	*	*	*	*	*	*	*	*	*	*	*	*	*	*	*	*	*	*	*	*	*	*	*	*
19/06/2024	01:00	*	*	*	*	*	*	*	*	*	*	*	*	*	*	*	*	*	*	*	*	*	*	*	*	*	*
19/06/2024	02:00	*	*	*	*	*	*	*	*	*	*	*	*	*	*	*	*	*	*	*	*	*	*	*	*	*	*
19/06/2024	03:00	*	*	*	*	*	*	*	*	*	*	*	*	*	*	*	*	*	*	*	*	*	*	*	*	*	*
19/06/2024	04:00	*	*	*	*	*	*	*	*	*	*	*	*	*	*	*	*	*	*	*	*	*	*	*	*	*	*
19/06/2024	05:00	*	*	*	*	*	*	*	*	*	*	*	*	*	*	*	*	*	*	*	*	*	*	*	*	*	*
19/06/2024	06:00	*	*	*	*	*	*	*	*	*	*	*	*	*	*	*	*	*	*	*	*	*	*	*	*	*	*
19/06/2024	07:00	*	*	*	*	*	*	*	*	*	*	*	*	*	*	*	*	*	*	*	*	*	*	*	*	*	*
19/06/2024	08:00	*	*	*	*	*	*	*	*	*	*	*	*	*	*	*	*	*	*	*	*	*	*	*	*	*	*
19/06/2024	09:00	0	6	15	35	13	2	1	0	0	0	0	0	0	0	0	0	0	0	0	72	26.9	31.9	20 to 30	69.4	3	4.2
19/06/2024	10:00	2	12	32	40	15	5	2	1	0	0	0	0	0	0	0	0	0	0	0	109	26.1	32.3	20 to 30	66.1	8	7.3
19/06/2024	11:00	6	11	39	44	27	3	1	1	0	0	0	0	0	0	0	0	0	0	0	132	25.9	32.2	20 to 30	62.9	5	3.8
19/06/2024	12:00	1	3	30	60	30	13	4	0	0	0	0	0	0	0	0	0	0	0	0	141	28.4	34.3	20 to 30	63.8	17	12.1
19/06/2024	13:00	6	9	50	47	38	12	2	0	2	0	0	0	0	0	0	0	0	0	0	166	27.1	33.8	20 to 30	58.4	16	9.6
19/06/2024	14:00	4	9	32	75	31	15	1	1	1	0	0	0	0	0	0	0	0	0	0	169	27.7	33.9	20 to 30	63.3	18	10.7
19/06/2024	15:00	7	21	55	118	51	19	2	0	0	0	0	0	0	0	0	0	0	0	0	273	26.9	33	20 to 30	63.4	21	7.7
19/06/2024	16:00	6	8	54	128	61	17	2	1	0	0	0	0	0	0	0	0	0	0	0	277	27.7	33.2	25 to 35	68.2	20	7.2
19/06/2024	17:00	6	19	63	168	89	22	2	0	0	0	0	0	0	0	0	0	0	0	0	369	27.7	33.3	25 to 35	69.6	24	6.5
19/06/2024	18:00	4	7	41	114	74	18	9	1	0	0	0	0	0	0	0	0	0	0	0	268	28.8	34.2	25 to 35	70.1	28	10.4
19/06/2024	19:00	3	0	28	73	53	13	1	0	0	0	0	0	0	0	0	0	0	0	0	171	28.7	33.9	25 to 35	73.7	14	8.2
19/06/2024	20:00	3	5	34	59	43	9	4	1	0	1	0	0	0	0	0	0	0	0	0	159	28.3	34	25 to 35	64.2	15	9.4
19/06/2024	21:00	1	1	19	39	18	4	2	3	1	0	0	0	0	0	0	0	0	0	0	88	28.7	34.2	20 to 30	65.9	10	11.4
19/06/2024	22:00	1	3	9	23	11	3	1	0	1	0	0	0	0	0	0	0	0	0	0	52	27.9	33.6	25 to 35	65.4	5	9.6
19/06/2024	23:00	0	4	7	8	7	3	2	1	0	0	0	0	0	0	0	0	0	0	0	32	28.5	36.7	20 to 30	46.9	6	18.8
24 Hr Summary		50	118	508	1031	561	158	36	10	5	1	0	0	0	0	0	0	0	0	0	2478	27.7	33.6	25 to 35	64.2	210	8.5

Incoming Histogram

Siingleton Hill July 2024

from Wed-Jun-19-2024-09-00-AM to Mon-Aug-05-2024-11-59-AM

Date	Starting Hr:min	<15	15 to <20	20 to <25	25 to <30	30 to <35	35 to <40	40 to <45	45 to <50	50 to <55	55 to <60	60 to <65	65 to <70	70 to <75	75 to <80	80 to <85	85 to <90	90 to <95	95 to <100	100 to >105	Total Counts	Avg Speed (MPH)	85pet Speed	10MPH Pace	% in pace	# of Speeders	% Speeders	
20/06/2024	00:00	0	0	0	7	4	1	0	1	0	0	0	0	0	0	0	0	0	0	0	0	13	30.9	35	25 to 35	84.6	2	15.4
20/06/2024	01:00	0	0	1	3	0	0	0	0	0	0	0	0	0	0	0	0	0	0	0	0	4	25.8	28.3	20 to 30	100.0	*	*
20/06/2024	02:00	0	0	0	1	1	0	0	0	0	0	0	0	0	0	0	0	0	0	0	0	2	29.5	35	25 to 35	100.0	*	*
20/06/2024	03:00	0	0	2	1	3	1	1	0	0	0	0	0	0	0	0	0	0	0	0	0	8	30.8	40	25 to 35	50.0	2	25.0
20/06/2024	04:00	0	1	1	1	3	2	0	0	0	0	0	0	0	0	0	0	0	0	0	0	8	29.5	37.5	30 to 40	62.5	2	25.0
20/06/2024	05:00	1	0	1	2	4	0	0	1	0	0	0	0	0	0	0	0	0	0	0	0	9	28.7	35	25 to 35	66.7	1	11.1
20/06/2024	06:00	3	4	5	13	10	3	3	0	0	0	0	0	0	0	0	0	0	0	0	0	41	27.4	35	25 to 35	56.1	6	14.6
20/06/2024	07:00	6	5	19	36	21	3	1	0	0	0	0	0	0	0	0	0	0	0	0	0	91	26.4	32.6	25 to 35	62.6	4	4.4
20/06/2024	08:00	7	21	36	65	33	2	0	0	0	0	0	0	0	0	0	0	0	0	0	0	164	25.4	31.5	20 to 30	61.6	2	1.2
20/06/2024	09:00	2	10	29	50	28	12	2	0	0	0	0	0	0	0	0	0	0	0	0	0	133	27.5	33.9	20 to 30	59.4	14	10.5
20/06/2024	10:00	3	9	22	46	24	9	1	0	0	0	0	0	0	0	0	0	0	0	0	0	114	27.1	33.5	25 to 35	61.4	10	8.8
20/06/2024	11:00	2	6	30	52	15	7	0	0	0	0	0	0	0	0	0	0	0	0	0	0	112	26.5	31.7	20 to 30	73.2	7	6.3
20/06/2024	12:00	7	14	27	54	34	7	2	0	0	0	0	0	0	0	0	0	0	0	0	0	145	26.6	33.1	25 to 35	60.7	9	6.2
20/06/2024	13:00	4	7	22	61	22	10	2	0	1	0	0	0	0	0	0	0	0	0	0	0	129	27.6	33.6	20 to 30	64.3	13	10.1
20/06/2024	14:00	5	19	42	93	27	8	3	1	0	0	0	0	0	0	0	0	0	0	0	0	198	26.4	31.7	20 to 30	68.2	12	6.1
20/06/2024	15:00	5	5	59	115	62	13	3	0	0	0	0	0	0	0	0	0	0	0	0	0	262	27.6	33.1	25 to 35	67.6	16	6.1
20/06/2024	16:00	8	11	64	117	98	30	3	0	0	0	0	0	0	0	0	0	0	0	0	0	331	28.2	34.1	25 to 35	65.0	33	10.0
20/06/2024	17:00	2	10	40	116	84	27	11	0	1	0	0	0	0	0	0	0	0	0	0	0	291	29.3	34.7	25 to 35	68.7	39	13.4
20/06/2024	18:00	3	6	34	73	49	19	6	0	0	0	0	0	0	0	0	0	0	0	0	0	190	28.7	34.7	25 to 35	64.2	25	13.2
20/06/2024	19:00	2	3	45	84	53	15	5	0	0	0	0	0	0	0	0	0	0	0	0	0	207	28.4	34	25 to 35	66.2	20	9.7
20/06/2024	20:00	1	2	20	56	32	11	2	0	0	0	0	0	0	0	0	0	0	0	0	0	124	28.7	34.1	25 to 35	71.0	13	10.5
20/06/2024	21:00	0	3	22	43	31	5	1	0	0	0	0	0	0	0	0	0	0	0	0	0	105	28.1	33.4	25 to 35	70.5	6	5.7
20/06/2024	22:00	1	0	8	37	15	7	2	1	1	0	0	0	0	0	0	0	0	0	0	0	72	29.6	35	25 to 35	72.2	11	15.3
20/06/2024	23:00	0	1	1	9	8	2	2	0	0	0	0	0	0	0	0	0	0	0	0	0	23	30.5	37.5	25 to 35	73.9	4	17.4
24 Hr Summary		62	137	530	1135	661	194	50	4	3	0	0	0	0	0	0	0	0	0	0	2776	27.8	33.8	25 to 35	64.7	251	9.0	

Incoming Histogram

Siingleton Hill July 2024

from Wed-Jun-19-2024-09-00-AM to Mon-Aug-05-2024-11-59-AM

Date	Starting Hr:min	<15	15 to <20	20 to <25	25 to <30	30 to <35	35 to <40	40 to <45	45 to <50	50 to <55	55 to <60	60 to <65	65 to <70	70 to <75	75 to <80	80 to <85	85 to <90	90 to <95	95 to <100	100 to >105	Total Counts	Avg Speed (MPH)	85pct Speed	10MPH Pace	% in pace	# of Speeders	% Speeders	
21/06/2024	00:00	1	2	4	7	7	0	0	0	0	0	0	0	0	0	0	0	0	0	0	0	21	26	32.9	25 to 35	66.7	*	*
21/06/2024	01:00	0	1	0	6	0	2	2	0	0	0	0	0	0	0	0	0	0	0	0	0	11	30.6	40	20 to 30	54.5	4	36.4
21/06/2024	02:00	0	0	0	1	1	0	0	0	0	0	0	0	0	0	0	0	0	0	0	0	2	29.5	35	25 to 35	100.0	*	*
21/06/2024	03:00	0	0	0	0	1	0	0	0	1	0	0	0	0	0	0	0	0	0	0	0	2	42	55	25 to 35	50.0	1	50.0
21/06/2024	04:00	0	0	1	1	2	1	1	0	0	1	1	0	0	0	0	0	0	0	0	0	8	38.9	60	25 to 35	37.5	4	50.0
21/06/2024	05:00	1	0	2	2	1	2	1	0	0	0	0	0	0	0	0	0	0	0	0	0	9	28.1	40	20 to 30	44.4	3	33.3
21/06/2024	06:00	2	3	5	9	13	3	0	0	0	0	0	0	0	0	0	0	0	0	0	0	35	27.2	34.2	25 to 35	62.9	3	8.6
21/06/2024	07:00	5	6	24	36	26	5	0	1	0	0	0	0	0	0	0	0	0	0	0	0	103	26.7	33.3	25 to 35	60.2	6	5.8
21/06/2024	08:00	2	14	39	90	34	4	1	1	0	0	0	0	0	0	0	0	0	0	0	0	185	26.8	31.8	20 to 30	69.7	6	3.2
21/06/2024	09:00	3	7	28	52	21	8	2	0	0	0	0	0	0	0	0	0	0	0	0	0	121	27	33.1	20 to 30	66.1	10	8.3
21/06/2024	10:00	6	9	13	39	26	13	5	0	0	0	0	0	0	0	0	0	0	0	0	0	111	27.9	35.4	25 to 35	58.6	18	16.2
21/06/2024	11:00	5	5	22	43	27	10	3	1	0	0	0	0	0	0	0	0	0	0	0	0	116	27.8	34.4	25 to 35	60.3	14	12.1
21/06/2024	12:00	10	16	44	51	33	4	2	1	0	0	0	0	0	0	0	0	0	0	0	0	161	25.6	32.4	20 to 30	59.0	7	4.3
21/06/2024	13:00	5	8	31	75	23	12	3	0	0	0	0	0	0	0	0	0	0	0	0	0	157	27.1	33	20 to 30	67.5	15	9.6
21/06/2024	14:00	1	5	52	69	46	8	0	0	1	0	0	0	0	0	0	0	0	0	0	0	182	27.5	33	20 to 30	66.5	9	4.9
21/06/2024	15:00	2	9	60	133	52	10	2	2	1	0	0	0	0	0	0	0	0	0	0	0	271	27.6	32.5	20 to 30	71.2	15	5.5
21/06/2024	16:00	1	8	60	116	83	15	2	3	0	0	0	0	0	0	0	0	0	0	0	0	288	28.3	33.6	25 to 35	69.1	20	6.9
21/06/2024	17:00	3	10	56	135	84	17	3	0	0	0	0	0	0	0	0	0	0	0	0	0	308	28.1	33.5	25 to 35	71.1	20	6.5
21/06/2024	18:00	3	6	61	109	57	16	8	2	0	0	0	0	0	0	0	0	0	0	0	0	262	28.2	33.9	20 to 30	64.9	26	9.9
21/06/2024	19:00	1	3	31	87	53	17	2	1	0	0	0	0	0	0	0	0	0	0	0	0	195	28.9	34.2	25 to 35	71.8	20	10.3
21/06/2024	20:00	1	6	31	67	44	14	6	0	1	0	0	0	0	0	0	0	0	0	0	0	170	28.9	34.4	25 to 35	65.3	21	12.4
21/06/2024	21:00	3	6	12	51	19	7	0	1	0	0	0	0	0	0	0	0	0	0	0	0	99	27.4	33.2	25 to 35	70.7	8	8.1
21/06/2024	22:00	1	0	19	38	22	7	1	3	0	0	1	0	0	0	0	0	0	0	0	0	92	29.3	34.5	25 to 35	65.2	12	13.0
21/06/2024	23:00	0	0	12	6	7	4	0	0	0	0	0	0	0	0	0	0	0	0	0	0	29	27.7	35	20 to 30	62.1	4	13.8
24 Hr Summary		56	124	607	1223	682	179	44	16	4	1	2	0	0	0	0	0	0	0	0	0	2938	27.8	33.6	25 to 35	64.8	246	8.4

Incoming Histogram

Siingleton Hill July 2024

from Wed-Jun-19-2024-09-00-AM to Mon-Aug-05-2024-11-59-AM

Date	Starting Hr:min	<15	15 to <20	20 to <25	25 to <30	30 to <35	35 to <40	40 to <45	45 to <50	50 to <55	55 to <60	60 to <65	65 to <70	70 to <75	75 to <80	80 to <85	85 to <90	90 to <95	95 to <100	100 to >105	Total Counts	Avg Speed (MPH)	85pet Speed	10MPH Pace	% in pace	# of Speeders	% Speeders	
22/06/2024	00:00	0	0	9	11	6	1	2	1	0	0	0	0	0	0	0	0	0	0	0	0	30	28.7	35	20 to 30	66.7	4	13.3
22/06/2024	01:00	0	0	1	1	2	1	1	0	1	0	0	0	0	0	0	0	0	0	0	0	7	35	45	25 to 35	42.9	3	42.9
22/06/2024	02:00	0	0	0	3	3	0	1	0	0	0	0	0	0	0	0	0	0	0	0	0	7	31.6	35	25 to 35	85.7	1	14.3
22/06/2024	03:00	0	0	1	3	1	1	0	0	0	0	0	0	0	0	0	0	0	0	0	0	6	28.7	35	20 to 30	66.7	1	16.7
22/06/2024	04:00	0	0	1	2	1	0	0	1	0	0	0	0	0	0	0	0	0	0	0	0	5	31	35	20 to 30	60.0	1	20.0
22/06/2024	05:00	0	0	1	4	1	0	0	0	0	0	0	0	0	0	0	0	0	0	0	0	6	27.2	30	20 to 30	83.3	*	*
22/06/2024	06:00	1	1	0	2	1	3	0	0	0	0	0	0	0	0	0	0	0	0	0	0	8	27.6	38.3	30 to 40	50.0	3	37.5
22/06/2024	07:00	1	1	8	16	8	2	1	0	0	0	0	0	0	0	0	0	0	0	0	0	37	27.6	33.1	20 to 30	64.9	3	8.1
22/06/2024	08:00	1	4	14	21	9	7	3	0	0	0	0	1	0	0	0	0	0	0	0	0	60	28.4	36.4	20 to 30	58.3	11	18.3
22/06/2024	09:00	4	16	38	40	17	3	0	0	0	0	0	0	0	0	0	0	0	0	0	0	118	24.7	30.6	20 to 30	66.1	3	2.5
22/06/2024	10:00	7	14	42	68	43	6	1	0	0	0	0	0	0	0	0	0	0	0	0	0	181	26.5	32.7	25 to 35	61.3	7	3.9
22/06/2024	11:00	3	11	39	73	40	12	1	1	0	0	0	0	0	0	0	0	0	0	0	0	180	27.5	33.4	25 to 35	62.8	14	7.8
22/06/2024	12:00	6	9	40	86	41	19	2	2	0	0	0	0	0	0	0	0	0	0	0	0	205	27.8	34	25 to 35	62.0	23	11.2
22/06/2024	13:00	1	5	43	86	40	13	0	1	0	0	0	0	0	0	0	0	0	0	0	0	189	27.8	33.2	20 to 30	68.3	14	7.4
22/06/2024	14:00	1	9	60	87	43	6	0	0	0	0	0	0	0	0	0	0	0	0	0	0	206	26.8	32.1	20 to 30	71.4	6	2.9
22/06/2024	15:00	3	4	40	72	43	15	3	0	0	0	0	0	0	0	0	0	0	0	0	0	180	28	34	25 to 35	63.9	18	10.0
22/06/2024	16:00	6	7	36	70	39	10	4	0	0	0	0	0	0	0	0	0	0	0	0	0	172	27.5	33.5	25 to 35	63.4	14	8.1
22/06/2024	17:00	0	6	19	73	52	14	2	2	0	0	0	0	0	0	0	0	0	0	0	0	168	29.3	34.3	25 to 35	74.4	18	10.7
22/06/2024	18:00	4	6	33	93	58	14	1	2	0	0	0	0	0	0	0	0	0	0	0	0	211	28.4	33.7	25 to 35	71.6	17	8.1
22/06/2024	19:00	1	4	24	61	42	14	2	0	0	0	0	0	0	0	0	0	0	0	0	0	148	28.8	34.3	25 to 35	69.6	16	10.8
22/06/2024	20:00	3	4	23	63	32	9	2	2	1	0	0	0	0	0	0	0	0	0	0	0	139	28.4	33.9	25 to 35	68.3	14	10.1
22/06/2024	21:00	1	6	24	38	18	5	4	0	0	0	0	0	0	0	0	0	0	0	0	0	96	27.4	33.6	20 to 30	64.6	9	9.4
22/06/2024	22:00	0	6	11	25	9	1	2	0	0	0	0	0	0	0	0	0	0	0	0	0	54	26.8	32.2	20 to 30	66.7	3	5.6
22/06/2024	23:00	0	2	10	19	22	7	1	0	0	0	0	0	0	0	0	0	0	0	0	0	61	29.3	34.8	25 to 35	67.2	8	13.1
24 Hr Summary		43	115	517	1017	571	163	33	12	2	0	0	1	0	0	0	0	0	0	0	0	2474	27.7	33.6	25 to 35	64.2	211	8.5

Incoming Histogram

Siingleton Hill July 2024

from Wed-Jun-19-2024-09-00-AM to Mon-Aug-05-2024-11-59-AM

Date	Starting Hr:min	<15	15 to <20	20 to <25	25 to <30	30 to <35	35 to <40	40 to <45	45 to <50	50 to <55	55 to <60	60 to <65	65 to <70	70 to <75	75 to <80	80 to <85	85 to <90	90 to <95	95 to <100	100 to >105	Total Counts	Avg Speed (MPH)	85pet Speed	10MPH Pace	% in pace	# of Speeders	% Speeders	
23/06/2024	00:00	0	2	7	14	5	2	0	0	1	0	0	0	0	0	0	0	0	0	0	0	31	27.7	33	20 to 30	67.7	3	9.7
23/06/2024	01:00	0	1	3	7	5	1	1	0	1	0	0	0	0	0	0	0	0	0	0	0	19	29.7	35	25 to 35	63.2	3	15.8
23/06/2024	02:00	0	1	0	2	1	0	1	0	0	0	0	0	0	0	0	0	0	0	0	0	5	29	35	25 to 35	60.0	1	20.0
23/06/2024	03:00	0	1	3	1	3	0	0	1	0	0	0	0	0	0	0	0	0	0	0	0	9	28.1	35	15 to 25	44.4	1	11.1
23/06/2024	04:00	0	0	1	1	1	1	0	0	0	0	0	0	0	0	0	0	0	0	0	0	4	29.5	35	20 to 30	50.0	1	25.0
23/06/2024	05:00	0	0	0	0	3	0	0	0	0	0	0	0	0	0	0	0	0	0	0	0	3	32	35	25 to 35	100.0	*	*
23/06/2024	06:00	0	1	1	4	1	1	0	0	0	0	0	0	0	0	0	0	0	0	0	0	8	27	35	20 to 30	62.5	1	12.5
23/06/2024	07:00	3	3	6	6	3	2	1	0	0	0	0	0	0	0	0	0	0	0	0	0	24	24.5	33.3	20 to 30	50.0	3	12.5
23/06/2024	08:00	5	2	7	12	15	3	1	1	0	0	0	0	0	0	0	0	0	0	0	0	46	27.3	34.3	25 to 35	58.7	5	10.9
23/06/2024	09:00	1	1	17	31	24	6	2	0	0	0	0	0	0	0	0	0	0	0	0	0	82	28.5	34.2	25 to 35	67.1	8	9.8
23/06/2024	10:00	4	3	12	40	34	7	3	0	0	1	0	0	0	0	0	0	0	0	0	0	104	28.8	34.3	25 to 35	71.2	11	10.6
23/06/2024	11:00	1	5	11	62	45	12	3	2	0	0	0	0	0	0	0	0	0	0	0	0	141	29.6	34.6	25 to 35	75.9	17	12.1
23/06/2024	12:00	1	5	33	100	59	22	5	1	0	1	0	0	0	0	0	0	0	0	0	0	227	29.2	34.6	25 to 35	70.0	29	12.8
23/06/2024	13:00	2	3	28	88	53	18	3	2	1	0	0	0	0	0	0	0	0	0	0	0	198	29.2	34.4	25 to 35	71.2	24	12.1
23/06/2024	14:00	4	6	32	58	35	10	1	0	1	0	0	0	0	0	0	0	0	0	0	0	147	27.6	33.6	25 to 35	63.3	12	8.2
23/06/2024	15:00	3	3	31	69	39	18	2	0	0	0	0	0	0	0	0	0	0	0	0	0	165	28.4	34.4	25 to 35	65.5	20	12.1
23/06/2024	16:00	6	6	24	50	44	9	3	4	0	0	0	0	0	0	0	0	0	0	0	0	146	28.4	34.3	25 to 35	64.4	16	11.0
23/06/2024	17:00	0	7	35	81	39	17	3	1	0	0	0	0	0	0	0	0	0	0	0	0	183	28.4	34.2	25 to 35	65.6	21	11.5
23/06/2024	18:00	4	1	19	57	38	12	3	2	0	0	0	0	0	0	0	0	0	0	0	0	136	29	34.6	25 to 35	69.9	17	12.5
23/06/2024	19:00	4	8	28	60	50	12	2	2	0	0	1	0	0	0	0	0	0	0	0	0	167	28.5	34.2	25 to 35	65.9	17	10.2
23/06/2024	20:00	2	2	17	48	35	15	1	1	0	0	0	0	0	0	0	0	0	0	0	0	121	29.2	34.9	25 to 35	68.6	17	14.0
23/06/2024	21:00	1	7	14	19	6	4	3	1	0	0	0	0	0	0	0	0	0	0	0	0	55	26.9	35	20 to 30	60.0	8	14.5
23/06/2024	22:00	0	4	8	17	7	3	2	0	0	0	0	0	0	0	0	0	0	0	0	0	41	27.6	34.3	20 to 30	61.0	5	12.2
23/06/2024	23:00	1	0	1	6	6	3	0	0	0	0	0	0	0	0	0	0	0	0	0	0	17	29.5	35	25 to 35	70.6	3	17.6
24 Hr Summary		42	72	338	833	551	178	40	18	4	2	1	0	0	0	0	0	0	0	0	0	2079	28.6	34.4	25 to 35	66.6	243	11.7

Incoming Histogram

Siingleton Hill July 2024

from Wed-Jun-19-2024-09-00-AM to Mon-Aug-05-2024-11-59-AM

Date	Starting Hr:min	<15	15 to <20	20 to <25	25 to <30	30 to <35	35 to <40	40 to <45	45 to <50	50 to <55	55 to <60	60 to <65	65 to <70	70 to <75	75 to <80	80 to <85	85 to <90	90 to <95	95 to <100	100 to >105	Total Counts	Avg Speed (MPH)	85pet Speed	10MPH Pace	% in pace	# of Speeders	% Speeders	
24/06/2024	00:00	0	0	4	3	2	2	0	0	0	0	0	0	0	0	0	0	0	0	0	0	11	27.9	35	20 to 30	63.6	2	18.2
24/06/2024	01:00	0	0	3	1	0	0	1	0	0	1	0	0	0	0	0	0	0	0	0	0	6	32.2	45	20 to 30	66.7	2	33.3
24/06/2024	02:00	1	1	0	1	1	1	1	0	0	0	0	0	0	0	0	0	0	0	0	0	6	27	40	25 to 35	33.3	2	33.3
24/06/2024	03:00	0	0	1	1	0	0	0	0	0	0	0	0	0	0	0	0	0	0	0	0	2	24.5	30	20 to 30	100.0	*	*
24/06/2024	04:00	0	0	3	0	2	0	0	0	0	0	0	0	0	0	0	0	0	0	0	0	5	26.2	32.5	15 to 25	60.0	*	*
24/06/2024	05:00	0	0	1	2	1	6	0	0	0	0	0	0	0	0	0	0	0	0	0	0	10	33.1	38.3	30 to 40	70.0	6	60.0
24/06/2024	06:00	1	0	5	9	9	2	3	0	0	1	0	0	0	0	0	0	0	0	0	0	30	30.6	40	25 to 35	60.0	6	20.0
24/06/2024	07:00	8	6	21	32	23	7	2	0	0	0	0	0	0	0	0	0	0	0	0	0	99	26.5	33.7	25 to 35	55.6	9	9.1
24/06/2024	08:00	9	7	36	65	22	9	4	0	0	0	0	0	0	0	0	0	0	0	0	0	152	26.4	32.7	20 to 30	66.4	13	8.6
24/06/2024	09:00	5	1	25	50	22	8	1	0	0	0	0	0	0	0	0	0	0	0	0	0	112	27.3	33.2	20 to 30	67.0	9	8.0
24/06/2024	10:00	3	9	37	49	26	7	5	1	0	0	0	0	0	0	0	0	0	0	0	0	137	27.1	33.5	20 to 30	62.8	13	9.5
24/06/2024	11:00	2	4	34	39	14	11	2	0	0	0	0	0	0	0	0	0	0	0	0	0	106	27.1	33.9	20 to 30	68.9	13	12.3
24/06/2024	12:00	4	7	42	57	42	14	3	0	0	0	0	0	0	0	0	0	0	0	0	0	169	27.6	34	20 to 30	58.6	17	10.1
24/06/2024	13:00	6	9	28	55	25	5	4	0	0	0	0	0	0	0	0	0	0	0	0	0	132	26.6	32.8	20 to 30	62.9	9	6.8
24/06/2024	14:00	2	6	32	73	47	12	3	0	0	0	0	0	0	0	0	0	0	0	0	0	175	28.3	33.8	25 to 35	68.6	15	8.6
24/06/2024	15:00	5	4	47	113	52	13	2	0	0	0	0	0	0	0	0	0	0	0	0	0	236	27.7	33.1	25 to 35	69.9	15	6.4
24/06/2024	16:00	6	13	59	128	83	10	4	2	0	0	0	0	0	0	0	0	0	0	0	0	305	27.7	33.2	25 to 35	69.2	16	5.2
24/06/2024	17:00	1	6	34	112	102	31	4	0	0	0	0	0	0	0	0	0	0	0	0	0	290	29.6	34.6	25 to 35	73.8	35	12.1
24/06/2024	18:00	7	5	32	118	90	32	2	1	0	0	0	0	0	0	0	0	0	0	0	0	287	29.1	34.6	25 to 35	72.5	35	12.2
24/06/2024	19:00	2	6	30	86	57	15	2	0	0	0	0	0	0	0	0	0	0	0	0	0	198	28.5	33.9	25 to 35	72.2	17	8.6
24/06/2024	20:00	3	4	26	52	40	8	4	1	1	0	0	0	0	0	0	0	0	0	0	0	139	28.5	34.1	25 to 35	66.2	14	10.1
24/06/2024	21:00	2	4	23	52	33	8	0	1	0	0	0	0	0	0	0	0	0	0	0	0	123	28	33.6	25 to 35	69.1	9	7.3
24/06/2024	22:00	1	3	19	29	15	3	1	0	0	0	0	0	0	0	0	0	0	0	0	0	71	27.1	32.7	20 to 30	67.6	4	5.6
24/06/2024	23:00	0	0	3	3	3	3	1	0	0	0	0	0	0	0	0	0	0	0	0	0	13	30.6	38.3	20 to 30	46.2	4	30.8
24 Hr Summary		68	95	545	1130	711	207	49	6	1	2	0	0	0	0	0	0	0	0	0	0	2814	28	33.9	25 to 35	65.4	265	9.4

Incoming Histogram

Siingleton Hill July 2024

from Wed-Jun-19-2024-09-00-AM to Mon-Aug-05-2024-11-59-AM

Date	Starting Hr:min	<15	15 to <20	20 to <25	25 to <30	30 to <35	35 to <40	40 to <45	45 to <50	50 to <55	55 to <60	60 to <65	65 to <70	70 to <75	75 to <80	80 to <85	85 to <90	90 to <95	95 to <100	100 to >105	Total Counts	Avg Speed (MPH)	85pet Speed	10MPH Pace	% in pace	# of Speeders	% Speeders	
25/06/2024	00:00	0	0	0	3	4	0	0	0	1	0	0	0	0	0	0	0	0	0	0	0	8	32.8	35	25 to 35	87.5	1	12.5
25/06/2024	01:00	0	0	0	6	4	1	0	0	0	0	0	0	0	0	0	0	0	0	0	0	11	29.7	33.8	25 to 35	90.9	1	9.1
25/06/2024	02:00	0	0	2	1	1	0	0	0	0	0	0	0	0	0	0	0	0	0	0	0	4	26	30	20 to 30	75.0	*	*
25/06/2024	03:00	0	0	0	1	3	0	0	0	0	0	0	0	0	0	0	0	0	0	0	0	4	30.8	33.3	25 to 35	100.0	*	*
25/06/2024	04:00	0	1	1	1	2	0	0	0	0	0	0	0	0	0	0	0	0	0	0	0	5	26	32.5	25 to 35	60.0	*	*
25/06/2024	05:00	1	0	1	4	1	1	0	0	0	0	0	0	0	0	0	0	0	0	0	0	8	25.9	35	20 to 30	62.5	1	12.5
25/06/2024	06:00	1	0	11	7	16	7	1	1	0	0	0	0	0	0	0	0	0	0	0	0	44	29.8	36.4	25 to 35	52.3	9	20.5
25/06/2024	07:00	6	9	17	39	20	4	3	0	0	0	0	0	0	0	0	0	0	0	0	0	98	26.4	33	25 to 35	60.2	7	7.1
25/06/2024	08:00	3	30	47	44	20	3	1	0	0	0	0	0	0	0	0	0	0	0	0	0	148	24.4	30.5	20 to 30	61.5	4	2.7
25/06/2024	09:00	3	17	37	54	18	2	0	0	0	0	0	0	0	0	0	0	0	0	0	0	131	25.1	30	20 to 30	69.5	2	1.5
25/06/2024	10:00	3	10	31	36	23	5	0	0	0	0	0	0	0	0	0	0	0	0	0	0	108	26.1	32.6	20 to 30	62.0	5	4.6
25/06/2024	11:00	4	10	31	50	24	8	2	0	1	0	0	0	0	0	0	0	0	0	0	0	130	26.8	33.1	20 to 30	62.3	11	8.5
25/06/2024	12:00	1	4	28	61	38	10	1	2	0	0	0	0	0	0	0	0	0	0	0	0	145	28.4	33.8	25 to 35	68.3	13	9.0
25/06/2024	13:00	1	1	22	67	36	8	2	0	0	0	0	0	0	0	0	0	0	0	0	0	137	28.5	33.5	25 to 35	75.2	10	7.3
25/06/2024	14:00	2	8	36	71	46	6	2	0	0	0	0	0	0	0	0	0	0	0	0	0	171	27.5	33	25 to 35	68.4	8	4.7
25/06/2024	15:00	7	9	49	80	55	19	6	0	0	0	0	0	0	0	0	0	0	0	0	0	225	27.9	34.2	25 to 35	60.0	25	11.1
25/06/2024	16:00	2	9	62	134	78	19	3	0	1	0	0	0	0	0	0	0	0	0	0	0	308	28.2	33.5	25 to 35	68.8	23	7.5
25/06/2024	17:00	1	6	45	145	102	29	5	0	0	0	0	0	0	0	0	0	0	0	0	0	333	29.2	34.2	25 to 35	74.2	34	10.2
25/06/2024	18:00	4	9	36	109	86	17	4	0	0	0	0	0	0	0	0	0	0	0	0	0	265	28.6	33.9	25 to 35	73.6	21	7.9
25/06/2024	19:00	0	7	35	84	67	17	7	0	0	0	0	0	0	0	0	0	0	0	0	0	217	29.1	34.3	25 to 35	69.6	24	11.1
25/06/2024	20:00	1	4	25	47	34	14	4	0	0	0	0	0	0	0	0	0	0	0	0	0	129	28.8	34.9	25 to 35	62.8	18	14.0
25/06/2024	21:00	3	7	20	48	20	6	2	1	0	0	0	0	0	0	0	0	0	0	0	0	107	27.2	33.2	20 to 30	63.6	9	8.4
25/06/2024	22:00	1	4	20	37	16	6	2	2	0	0	0	0	0	0	0	0	0	0	0	0	88	28	34.1	20 to 30	64.8	10	11.4
25/06/2024	23:00	0	1	4	16	15	6	0	0	0	0	0	0	0	0	0	0	0	0	0	0	42	29.8	35	25 to 35	73.8	6	14.3
24 Hr Summary		44	146	560	1145	729	188	45	6	3	0	0	0	0	0	0	0	0	0	0	0	2866	27.9	33.7	25 to 35	65.4	242	8.4

Incoming Histogram

Siingleton Hill July 2024

from Wed-Jun-19-2024-09-00-AM to Mon-Aug-05-2024-11-59-AM

Date	Starting Hr:min	<15	15 to <20	20 to <25	25 to <30	30 to <35	35 to <40	40 to <45	45 to <50	50 to <55	55 to <60	60 to <65	65 to <70	70 to <75	75 to <80	80 to <85	85 to <90	90 to <95	95 to <100	100 to >105	Total Counts	Avg Speed (MPH)	85pet Speed	10MPH Pace	% in pace	# of Speeders	% Speeders	
26/06/2024	00:00	0	0	3	4	7	0	0	0	0	0	0	0	0	0	0	0	0	0	0	0	14	28.5	33.6	25 to 35	78.6	*	*
26/06/2024	01:00	0	1	2	1	1	2	0	1	0	0	0	0	0	0	0	0	0	0	0	0	8	30.1	40	15 to 25	37.5	3	37.5
26/06/2024	02:00	0	1	0	0	4	0	0	0	0	1	0	0	0	0	0	0	0	0	0	0	6	33.8	35	25 to 35	66.7	1	16.7
26/06/2024	03:00	0	0	0	1	2	1	0	0	0	0	0	0	0	0	0	0	0	0	0	0	4	32	35	25 to 35	75.0	1	25.0
26/06/2024	04:00	0	0	2	0	1	0	0	0	0	0	0	0	0	0	0	0	0	0	0	0	3	25.7	35	15 to 25	66.7	*	*
26/06/2024	05:00	0	0	1	1	1	1	0	1	1	0	0	0	0	0	0	0	0	0	0	0	6	36.2	50	20 to 30	33.3	3	50.0
26/06/2024	06:00	3	1	4	7	12	7	1	0	0	1	0	0	0	0	0	0	0	0	0	0	36	29.5	37.9	25 to 35	52.8	9	25.0
26/06/2024	07:00	3	2	17	24	28	4	1	0	0	0	0	0	0	0	0	0	0	0	0	0	79	27.8	33.8	25 to 35	65.8	5	6.3
26/06/2024	08:00	3	15	54	90	29	15	2	0	0	0	0	0	0	0	0	0	0	0	0	0	208	26.7	32.6	20 to 30	69.2	17	8.2
26/06/2024	09:00	4	7	33	48	26	4	3	0	0	0	0	0	0	0	0	0	0	0	0	0	125	26.7	32.7	20 to 30	64.8	7	5.6
26/06/2024	10:00	5	6	36	55	28	6	1	0	0	0	0	0	0	0	0	0	0	0	0	0	137	26.6	32.5	20 to 30	66.4	7	5.1
26/06/2024	11:00	7	8	20	58	27	6	2	0	0	0	0	0	0	0	0	0	0	0	0	0	128	26.8	33	25 to 35	66.4	8	6.3
26/06/2024	12:00	2	4	31	74	39	13	2	0	0	0	0	0	0	0	0	0	0	0	0	0	165	28.2	33.7	25 to 35	68.5	15	9.1
26/06/2024	13:00	2	2	28	63	37	14	4	0	0	0	0	0	0	0	0	0	0	0	0	0	150	28.7	34.5	25 to 35	66.7	18	12.0
26/06/2024	14:00	2	10	42	77	51	6	1	0	0	0	0	0	0	0	0	0	0	0	0	0	189	27.3	32.9	25 to 35	67.7	7	3.7
26/06/2024	15:00	6	18	62	99	71	16	1	0	0	0	0	0	0	0	0	0	0	0	0	0	273	27.2	33.3	25 to 35	62.3	17	6.2
26/06/2024	16:00	7	14	61	116	55	16	2	1	0	0	0	0	0	0	0	0	0	0	0	0	272	27.1	33	20 to 30	65.1	19	7.0
26/06/2024	17:00	4	10	45	120	75	14	3	0	0	0	0	0	0	0	0	0	0	0	0	0	271	28.1	33.4	25 to 35	72.0	17	6.3
26/06/2024	18:00	5	13	53	118	67	15	3	0	0	0	0	0	0	0	0	0	0	0	0	0	274	27.6	33.3	25 to 35	67.5	18	6.6
26/06/2024	19:00	6	17	33	80	58	8	4	0	0	0	0	0	0	0	0	0	0	0	0	0	206	27.3	33.4	25 to 35	67.0	12	5.8
26/06/2024	20:00	5	5	29	60	27	12	4	0	0	0	0	0	0	0	0	0	0	0	0	0	142	27.6	34.1	20 to 30	62.7	16	11.3
26/06/2024	21:00	0	5	29	47	23	5	1	0	0	0	0	0	0	0	0	0	0	0	0	0	110	27.3	32.8	20 to 30	69.1	6	5.5
26/06/2024	22:00	1	0	9	41	13	1	0	0	0	0	0	0	0	0	0	0	0	0	0	0	65	27.6	31.5	25 to 35	83.1	1	1.5
26/06/2024	23:00	0	0	1	8	5	3	2	0	0	0	0	0	0	0	0	0	0	0	0	0	19	31.4	38.3	25 to 35	68.4	5	26.3
24 Hr Summary		65	139	595	1192	687	169	37	3	1	2	0	0	0	0	0	0	0	0	0	0	2890	27.5	33.4	25 to 35	65.0	212	7.3

Incoming Histogram

Siingleton Hill July 2024

from Wed-Jun-19-2024-09-00-AM to Mon-Aug-05-2024-11-59-AM

Date	Starting Hr:min	<15	15 to <20	20 to <25	25 to <30	30 to <35	35 to <40	40 to <45	45 to <50	50 to <55	55 to <60	60 to <65	65 to <70	70 to <75	75 to <80	80 to <85	85 to <90	90 to <95	95 to <100	100 to >105	Total Counts	Avg Speed (MPH)	85pct Speed	10MPH Pace	% in pace	# of Speeders	% Speeders	
27/06/2024	00:00	0	1	0	3	9	2	0	1	0	0	0	0	0	0	0	0	0	0	0	0	16	31.8	37.5	25 to 35	75.0	3	18.8
27/06/2024	01:00	0	0	0	0	1	2	1	2	0	0	0	0	0	0	0	0	0	0	0	0	6	40.5	47.5	30 to 40	50.0	5	83.3
27/06/2024	02:00	0	0	0	4	0	1	0	0	0	0	0	0	0	0	0	0	0	0	0	0	5	29	30	20 to 30	80.0	1	20.0
27/06/2024	03:00	0	0	1	2	2	0	0	0	0	0	0	0	0	0	0	0	0	0	0	0	5	28	32.5	25 to 35	80.0	*	*
27/06/2024	04:00	0	0	1	0	0	1	1	0	0	0	0	0	0	0	0	0	0	0	0	0	3	33.7	45	35 to 45	66.7	2	66.7
27/06/2024	05:00	1	1	3	1	5	1	0	0	0	0	0	0	0	0	0	0	0	0	0	0	12	26.3	34	25 to 35	50.0	1	8.3
27/06/2024	06:00	1	2	5	10	10	3	2	0	0	0	0	0	0	0	0	0	0	0	0	0	33	28.7	35	25 to 35	60.6	5	15.2
27/06/2024	07:00	2	5	22	33	15	5	0	0	1	0	0	0	0	0	0	0	0	0	0	0	83	26.9	33	20 to 30	66.3	6	7.2
27/06/2024	08:00	5	8	40	60	32	8	1	0	0	0	0	0	0	0	0	0	0	0	0	0	154	26.7	32.8	20 to 30	64.9	9	5.8
27/06/2024	09:00	2	1	25	57	28	6	2	1	0	0	0	0	0	0	0	0	0	0	0	0	122	28.1	33.4	25 to 35	69.7	9	7.4
27/06/2024	10:00	2	10	22	46	21	5	1	0	0	0	0	0	0	0	0	0	0	0	0	0	107	26.7	32.6	20 to 30	63.6	6	5.6
27/06/2024	11:00	5	9	24	43	32	12	5	0	0	0	0	0	0	0	0	0	0	0	0	0	130	27.9	34.5	25 to 35	57.7	17	13.1
27/06/2024	12:00	3	11	19	57	36	6	4	0	0	1	0	0	0	0	0	0	0	0	0	0	137	27.9	33.6	25 to 35	67.9	11	8.0
27/06/2024	13:00	3	6	28	77	46	8	1	1	0	0	0	0	0	0	0	0	0	0	0	0	170	27.9	33.3	25 to 35	72.4	10	5.9
27/06/2024	14:00	1	9	31	59	32	15	1	1	0	0	0	0	0	0	0	0	0	0	0	0	149	28	34.2	25 to 35	61.1	17	11.4
27/06/2024	15:00	2	16	62	113	52	10	0	1	0	0	0	0	0	0	0	0	0	0	0	0	256	26.9	32.4	20 to 30	68.4	11	4.3
27/06/2024	16:00	9	10	59	141	65	23	3	3	0	0	0	0	0	0	0	0	0	0	0	0	313	27.8	33.6	25 to 35	65.8	29	9.3
27/06/2024	17:00	7	13	44	152	72	18	5	0	0	0	0	0	0	0	0	0	0	0	0	0	311	27.9	33.3	25 to 35	72.0	23	7.4
27/06/2024	18:00	3	7	46	85	69	15	3	0	0	0	0	0	0	0	0	0	0	0	0	0	228	28.3	33.8	25 to 35	67.5	18	7.9
27/06/2024	19:00	0	2	37	82	52	17	1	3	0	0	0	0	0	0	0	0	0	0	0	0	194	29	34.2	25 to 35	69.1	21	10.8
27/06/2024	20:00	0	5	24	65	49	9	1	0	0	0	0	0	0	0	0	0	0	0	0	0	153	28.6	33.7	25 to 35	74.5	10	6.5
27/06/2024	21:00	1	7	18	50	31	5	1	1	0	1	0	0	0	0	0	0	0	0	0	0	115	28.1	33.5	25 to 35	70.4	8	7.0
27/06/2024	22:00	0	1	10	23	18	5	0	0	0	0	0	0	0	0	0	0	0	0	0	0	57	28.7	33.9	25 to 35	71.9	5	8.8
27/06/2024	23:00	0	0	6	7	7	3	1	1	0	0	0	0	0	0	0	0	0	0	0	0	25	30	36.7	25 to 35	56.0	5	20.0
24 Hr Summary		47	124	527	1170	684	180	34	15	1	2	0	0	0	0	0	0	0	0	0	0	2784	27.9	33.6	25 to 35	66.6	232	8.3

Incoming Histogram

Siingleton Hill July 2024

from Wed-Jun-19-2024-09-00-AM to Mon-Aug-05-2024-11-59-AM

Date	Starting Hr:min	<15	15 to <20	20 to <25	25 to <30	30 to <35	35 to <40	40 to <45	45 to <50	50 to <55	55 to <60	60 to <65	65 to <70	70 to <75	75 to <80	80 to <85	85 to <90	90 to <95	95 to <100	100 to >105	Total Counts	Avg Speed (MPH)	85pet Speed	10MPH Pace	% in pace	# of Speeders	% Speeders	
28/06/2024	00:00	0	0	0	14	1	1	1	0	1	0	0	0	0	0	0	0	0	0	0	0	18	30.2	35	25 to 35	83.3	3	16.7
28/06/2024	01:00	0	0	4	4	3	1	1	0	0	0	0	0	0	0	0	0	0	0	0	0	13	28.8	35	20 to 30	61.5	2	15.4
28/06/2024	02:00	0	0	1	1	2	0	0	0	0	0	0	0	0	0	0	0	0	0	0	0	4	28.3	32.5	25 to 35	75.0	*	*
28/06/2024	03:00	0	0	1	0	2	0	1	0	0	0	0	0	0	0	0	0	0	0	0	0	4	32	35	25 to 35	50.0	1	25.0
28/06/2024	04:00	0	1	2	2	1	1	0	0	0	0	0	0	0	0	0	0	0	0	0	0	7	26.3	35	20 to 30	57.1	1	14.3
28/06/2024	05:00	2	1	1	6	4	0	0	2	0	0	0	0	0	0	0	0	0	0	0	0	16	27.8	35	25 to 35	62.5	2	12.5
28/06/2024	06:00	2	1	11	16	20	3	1	1	0	0	0	0	0	0	0	0	0	0	0	0	55	28.5	34.2	25 to 35	65.5	5	9.1
28/06/2024	07:00	3	11	21	35	12	4	1	0	0	0	0	0	0	0	0	0	0	0	0	0	87	25.6	31.7	20 to 30	64.4	5	5.7
28/06/2024	08:00	1	4	37	96	34	8	1	0	0	0	0	0	0	0	0	0	0	0	0	0	181	27.5	32.4	20 to 30	73.5	9	5.0
28/06/2024	09:00	5	6	33	56	26	6	1	0	0	1	0	0	0	0	0	0	0	0	0	0	134	26.8	32.7	20 to 30	66.4	8	6.0
28/06/2024	10:00	3	11	22	47	32	9	2	0	0	0	0	0	0	0	0	0	0	0	0	0	126	27.5	33.8	25 to 35	62.7	11	8.7
28/06/2024	11:00	5	14	31	43	21	1	0	0	0	0	0	0	0	0	0	0	0	0	0	0	115	25.1	31.2	20 to 30	64.3	1	0.9
28/06/2024	12:00	3	2	22	69	54	15	2	0	1	0	0	0	0	0	0	0	0	0	0	0	168	29.1	34.4	25 to 35	73.2	18	10.7
28/06/2024	13:00	4	5	31	88	42	11	1	0	0	0	0	0	0	0	0	0	0	0	0	0	182	27.7	33.2	25 to 35	71.4	12	6.6
28/06/2024	14:00	5	6	33	74	41	15	2	0	0	0	0	0	0	0	0	0	0	0	0	0	176	27.8	33.9	25 to 35	65.3	17	9.7
28/06/2024	15:00	7	20	63	109	58	14	0	1	0	0	0	0	0	0	0	0	0	0	0	0	272	26.7	32.8	20 to 30	63.2	15	5.5
28/06/2024	16:00	4	18	64	131	55	10	1	1	0	0	0	0	0	0	0	0	0	0	0	0	284	26.9	32.2	20 to 30	68.7	12	4.2
28/06/2024	17:00	9	8	43	138	73	22	1	1	2	0	1	0	0	0	0	0	0	0	0	0	298	28.3	33.8	25 to 35	70.8	27	9.1
28/06/2024	18:00	8	9	52	113	59	11	3	1	0	0	0	0	0	0	0	0	0	0	0	0	256	27.4	33.1	25 to 35	67.2	15	5.9
28/06/2024	19:00	3	5	26	86	52	14	5	0	0	0	0	0	0	0	0	0	0	0	0	0	191	28.7	34	25 to 35	72.3	19	9.9
28/06/2024	20:00	3	3	28	53	42	13	8	0	0	0	0	0	0	0	0	0	0	0	0	0	150	29	34.9	25 to 35	63.3	21	14.0
28/06/2024	21:00	1	5	29	60	41	7	2	0	0	0	1	0	0	0	0	0	0	0	0	0	146	28.3	33.5	25 to 35	69.2	10	6.8
28/06/2024	22:00	1	1	20	35	13	8	0	0	0	0	0	0	0	0	0	0	0	0	0	0	78	27.6	33.5	20 to 30	70.5	8	10.3
28/06/2024	23:00	0	2	14	22	12	3	1	1	1	0	0	0	0	0	0	0	0	0	0	0	56	28.4	34.2	20 to 30	64.3	6	10.7
24 Hr Summary		69	133	589	1298	700	177	35	8	5	1	2	0	0	0	0	0	0	0	0	3017	27.6	33.4	25 to 35	66.2	228	7.6	

Incoming Histogram

Siingleton Hill July 2024

from Wed-Jun-19-2024-09-00-AM to Mon-Aug-05-2024-11-59-AM

Date	Starting Hr:min	<15	15 to <20	20 to <25	25 to <30	30 to <35	35 to <40	40 to <45	45 to <50	50 to <55	55 to <60	60 to <65	65 to <70	70 to <75	75 to <80	80 to <85	85 to <90	90 to <95	95 to <100	100 to >105	Total Counts	Avg Speed (MPH)	85pet Speed	10MPH Pace	% in pace	# of Speeders	% Speeders	
29/06/2024	00:00	1	0	4	9	11	1	2	2	0	0	0	0	0	0	0	0	0	0	0	0	30	30.6	40	25 to 35	66.7	5	16.7
29/06/2024	01:00	0	0	0	4	6	4	0	0	0	1	0	0	0	0	0	0	0	0	0	0	15	33.8	38.8	25 to 35	66.7	5	33.3
29/06/2024	02:00	0	0	1	1	2	1	0	0	0	0	0	0	0	0	0	0	0	0	0	0	5	30	35	25 to 35	60.0	1	20.0
29/06/2024	03:00	0	0	0	1	0	2	0	0	0	0	0	0	0	0	0	0	0	0	0	0	3	33.7	40	30 to 40	66.7	2	66.7
29/06/2024	04:00	1	0	1	0	0	0	0	1	1	0	0	0	0	0	0	0	0	0	0	0	4	33.3	50	45 to 55	50.0	2	50.0
29/06/2024	05:00	1	0	2	6	2	2	1	0	0	0	0	0	0	0	0	0	0	0	0	0	14	28.2	37.5	20 to 30	57.1	3	21.4
29/06/2024	06:00	2	0	2	3	3	3	1	1	0	0	0	0	0	0	0	0	0	0	0	0	15	29.1	40	25 to 35	40.0	5	33.3
29/06/2024	07:00	1	2	6	8	13	4	0	1	0	0	0	0	0	0	0	0	0	0	0	0	35	28.8	35	25 to 35	60.0	5	14.3
29/06/2024	08:00	4	1	12	27	23	7	2	0	0	0	0	0	0	0	0	0	0	0	0	0	76	28.4	34.6	25 to 35	65.8	9	11.8
29/06/2024	09:00	4	5	30	43	26	5	4	0	0	0	0	0	0	0	0	0	0	0	0	0	117	27.1	33.3	20 to 30	62.4	9	7.7
29/06/2024	10:00	10	9	34	70	52	11	4	0	0	0	0	0	0	0	0	0	0	0	0	0	190	27.4	33.8	25 to 35	64.2	15	7.9
29/06/2024	11:00	6	11	24	60	37	13	6	0	0	0	0	0	0	0	0	0	0	0	0	0	157	27.7	34.3	25 to 35	61.8	19	12.1
29/06/2024	12:00	7	3	31	86	40	9	3	0	0	0	0	0	0	0	0	0	0	0	0	0	179	27.5	33.1	25 to 35	70.4	12	6.7
29/06/2024	13:00	3	11	30	77	47	10	2	0	0	0	0	0	0	0	0	0	0	0	0	0	180	27.7	33.4	25 to 35	68.9	12	6.7
29/06/2024	14:00	3	11	41	86	45	14	2	1	0	0	0	0	0	0	0	0	0	0	0	0	203	27.7	33.6	25 to 35	64.5	17	8.4
29/06/2024	15:00	5	10	22	65	41	9	3	0	0	0	0	0	0	0	0	0	0	0	0	0	155	27.7	33.7	25 to 35	68.4	12	7.7
29/06/2024	16:00	2	14	26	82	47	13	6	0	1	0	0	0	0	0	0	0	0	0	0	0	191	28.3	34	25 to 35	67.5	20	10.5
29/06/2024	17:00	3	12	37	77	48	13	0	2	1	0	0	0	0	0	0	0	0	0	0	0	193	27.8	33.6	25 to 35	64.8	16	8.3
29/06/2024	18:00	2	14	36	97	41	10	3	0	0	0	0	0	0	0	0	0	0	0	0	0	203	27.4	32.9	25 to 35	68.0	13	6.4
29/06/2024	19:00	5	9	19	52	43	18	2	1	0	0	0	0	0	0	0	0	0	0	0	0	149	28.6	34.9	25 to 35	63.8	21	14.1
29/06/2024	20:00	1	1	16	55	32	12	1	1	0	0	0	0	0	0	0	0	0	0	0	0	119	29.1	34.4	25 to 35	73.1	14	11.8
29/06/2024	21:00	2	6	18	38	32	6	4	2	2	0	0	0	0	0	0	0	0	0	0	0	110	29	34.7	25 to 35	63.6	14	12.7
29/06/2024	22:00	0	3	23	35	20	8	2	0	1	0	0	0	0	0	0	0	0	0	0	0	92	28.3	34.2	20 to 30	63.0	11	12.0
29/06/2024	23:00	0	3	6	18	6	5	1	1	0	0	0	0	0	0	0	0	0	0	0	0	40	28.6	36	20 to 30	60.0	7	17.5
24 Hr Summary		63	125	421	1000	617	180	49	13	6	1	0	0	0	0	0	0	0	0	0	2475	28	34	25 to 35	65.3	249	10.1	

Incoming Histogram

Siingleton Hill July 2024

from Wed-Jun-19-2024-09-00-AM to Mon-Aug-05-2024-11-59-AM

Date	Starting Hr:min	<15	15 to <20	20 to <25	25 to <30	30 to <35	35 to <40	40 to <45	45 to <50	50 to <55	55 to <60	60 to <65	65 to <70	70 to <75	75 to <80	80 to <85	85 to <90	90 to <95	95 to <100	100 to >105	Total Counts	Avg Speed (MPH)	85pet Speed	10MPH Pace	% in pace	# of Speeders	% Speeders	
30/06/2024	00:00	0	0	8	13	9	10	0	1	0	0	0	0	0	0	0	0	0	0	0	0	41	30.3	37.5	25 to 35	53.7	11	26.8
30/06/2024	01:00	0	0	5	4	7	3	0	0	0	0	0	0	0	0	0	0	0	0	0	0	19	29.3	35	25 to 35	57.9	3	15.8
30/06/2024	02:00	0	0	1	6	2	2	0	0	0	0	0	0	0	0	0	0	0	0	0	0	11	29.4	35	25 to 35	72.7	2	18.2
30/06/2024	03:00	0	0	1	0	3	3	0	1	0	0	0	0	0	0	0	0	0	0	0	0	8	34.5	40	30 to 40	75.0	4	50.0
30/06/2024	04:00	0	1	1	2	3	2	1	0	0	0	0	0	0	0	0	0	0	0	0	0	10	30.5	37.5	25 to 35	50.0	3	30.0
30/06/2024	05:00	0	0	0	0	0	0	0	1	0	0	0	0	0	0	0	0	0	0	0	0	1	47	50	40 to 50	100.0	1	100.0
30/06/2024	06:00	0	2	1	5	3	1	0	0	0	0	0	0	0	0	0	0	0	0	0	0	12	27.1	33.3	25 to 35	66.7	1	8.3
30/06/2024	07:00	3	2	6	6	5	2	2	0	0	0	0	0	0	0	0	0	0	0	0	0	26	25.7	35	20 to 30	46.2	4	15.4
30/06/2024	08:00	2	1	9	10	9	8	1	2	1	0	0	0	0	0	0	0	0	0	0	0	43	29.9	38.8	20 to 30	44.2	12	27.9
30/06/2024	09:00	5	1	22	21	25	8	2	0	0	0	0	0	0	0	0	0	0	0	0	0	84	27.6	34.4	25 to 35	54.8	10	11.9
30/06/2024	10:00	4	3	18	54	44	8	3	0	0	1	0	0	0	0	0	0	0	0	0	0	135	28.8	34.1	25 to 35	72.6	12	8.9
30/06/2024	11:00	1	2	19	50	47	13	2	0	0	0	0	0	0	0	0	0	0	0	0	0	134	29.3	34.5	25 to 35	72.4	15	11.2
30/06/2024	12:00	1	5	27	79	51	16	2	0	0	0	0	0	0	0	0	0	0	0	0	0	181	28.7	34.1	25 to 35	71.8	18	9.9
30/06/2024	13:00	1	2	25	89	50	13	1	2	0	0	0	0	0	0	0	0	0	0	0	0	183	28.9	33.9	25 to 35	76.0	16	8.7
30/06/2024	14:00	2	5	21	62	42	7	4	3	0	0	0	0	0	0	0	0	0	0	0	0	146	28.9	34	25 to 35	71.2	14	9.6
30/06/2024	15:00	1	5	18	62	58	19	3	2	1	0	0	0	0	0	0	0	0	0	0	0	169	30	35	25 to 35	71.0	25	14.8
30/06/2024	16:00	2	4	27	80	64	16	4	0	0	0	0	0	0	0	0	0	0	0	0	0	197	29.1	34.2	25 to 35	73.1	20	10.2
30/06/2024	17:00	1	6	17	48	40	15	4	1	0	0	0	0	0	0	0	0	0	0	0	0	132	29.4	35	25 to 35	66.7	20	15.2
30/06/2024	18:00	3	0	20	46	32	21	4	0	0	0	0	0	0	0	0	0	0	0	0	0	126	29.6	36.4	25 to 35	61.9	25	19.8
30/06/2024	19:00	0	2	28	55	31	18	2	1	0	0	0	0	0	0	0	0	0	0	0	0	137	29	35	25 to 35	62.8	21	15.3
30/06/2024	20:00	0	3	18	56	24	12	3	3	0	0	0	0	0	0	0	0	0	0	0	0	119	29.3	35	25 to 35	67.2	18	15.1
30/06/2024	21:00	1	2	10	34	13	2	1	0	0	0	0	0	0	0	0	0	0	0	0	0	63	27.6	32.7	25 to 35	74.6	3	4.8
30/06/2024	22:00	1	0	2	10	14	9	0	0	0	0	0	0	0	0	0	0	0	0	0	0	36	30.8	37.2	25 to 35	66.7	9	25.0
30/06/2024	23:00	0	0	9	9	8	4	0	0	0	0	0	0	0	0	0	0	0	0	0	0	30	28.4	35	20 to 30	60.0	4	13.3
24 Hr Summary		28	46	313	801	584	212	39	17	2	1	0	0	0	0	0	0	0	0	0	2043	29.1	34.7	25 to 35	67.8	271	13.3	

Incoming Histogram

Siingleton Hill July 2024

from Wed-Jun-19-2024-09-00-AM to Mon-Aug-05-2024-11-59-AM

Date	Starting Hr:min	<15	15 to <20	20 to <25	25 to <30	30 to <35	35 to <40	40 to <45	45 to <50	50 to <55	55 to <60	60 to <65	65 to <70	70 to <75	75 to <80	80 to <85	85 to <90	90 to <95	95 to <100	100 to >105	Total Counts	Avg Speed (MPH)	85pct Speed	10MPH Pace	% in pace	# of Speeders	% Speeders	
01/07/2024	00:00	0	0	3	5	6	1	0	0	0	0	0	0	0	0	0	0	0	0	0	0	15	28.9	34.2	25 to 35	73.3	1	6.7
01/07/2024	01:00	0	0	2	4	2	0	0	0	0	0	0	0	0	0	0	0	0	0	0	0	8	27	32.5	20 to 30	75.0	*	*
01/07/2024	02:00	0	0	0	2	0	1	0	0	0	0	0	0	0	0	0	0	0	0	0	0	3	30.3	40	20 to 30	66.7	1	33.3
01/07/2024	03:00	0	0	1	1	0	0	0	0	0	0	0	0	0	0	0	0	0	0	0	0	2	24.5	30	20 to 30	100.0	*	*
01/07/2024	04:00	0	0	1	1	1	0	0	0	0	0	0	0	0	0	0	0	0	0	0	0	3	27	35	20 to 30	66.7	*	*
01/07/2024	05:00	4	0	1	1	3	2	1	0	0	0	0	0	0	0	0	0	0	0	0	0	12	24.3	37.5	30 to 40	41.7	3	25.0
01/07/2024	06:00	4	3	7	13	9	2	0	0	0	0	0	0	0	0	0	0	0	0	0	0	38	25.4	32.8	25 to 35	57.9	2	5.3
01/07/2024	07:00	5	9	14	31	20	11	1	1	0	0	0	0	0	0	0	0	0	0	0	0	92	27.3	34.8	25 to 35	55.4	13	14.1
01/07/2024	08:00	2	8	52	90	39	5	1	1	0	0	0	0	0	0	0	0	0	0	0	0	198	27	32.1	20 to 30	71.7	7	3.5
01/07/2024	09:00	2	10	43	50	32	7	0	0	0	0	0	0	0	0	0	0	0	0	0	0	144	26.6	32.7	20 to 30	64.6	7	4.9
01/07/2024	10:00	7	9	31	50	20	6	1	1	0	0	0	0	0	0	0	0	0	0	0	0	125	26	32.2	20 to 30	64.8	8	6.4
01/07/2024	11:00	4	11	33	54	30	8	1	0	0	0	0	0	0	0	0	0	0	0	0	0	141	26.7	33	20 to 30	61.7	9	6.4
01/07/2024	12:00	7	8	33	62	30	6	1	0	0	0	0	0	0	0	0	0	0	0	0	0	147	26.4	32.5	20 to 30	64.6	7	4.8
01/07/2024	13:00	0	8	28	51	42	10	1	0	0	0	0	0	0	0	0	0	0	0	0	0	140	28.2	33.8	25 to 35	66.4	11	7.9
01/07/2024	14:00	2	19	31	60	49	10	4	0	0	0	0	0	0	0	0	0	0	0	0	0	175	27.6	33.8	25 to 35	62.3	14	8.0
01/07/2024	15:00	5	20	72	135	50	11	2	0	0	0	0	0	0	0	0	0	0	0	0	0	295	26.6	31.9	20 to 30	70.2	13	4.4
01/07/2024	16:00	4	11	45	160	70	20	3	2	0	0	0	0	0	0	0	0	0	0	0	0	315	28.1	33.4	25 to 35	73.0	25	7.9
01/07/2024	17:00	2	11	63	151	79	18	5	0	0	0	0	0	0	0	0	0	0	0	0	0	329	28.1	33.4	25 to 35	69.9	23	7.0
01/07/2024	18:00	8	5	60	117	69	22	5	0	0	0	0	0	0	0	0	0	0	0	0	0	286	28	33.8	25 to 35	65.0	27	9.4
01/07/2024	19:00	4	5	26	57	37	11	4	1	2	0	0	0	0	0	0	0	0	0	0	0	147	28.6	34.5	25 to 35	63.9	18	12.2
01/07/2024	20:00	2	3	19	64	31	14	3	1	1	0	0	0	0	0	0	0	0	0	0	0	138	29	34.7	25 to 35	68.8	19	13.8
01/07/2024	21:00	1	5	22	37	22	7	1	2	0	0	0	0	0	0	0	0	0	0	0	0	97	28	33.9	20 to 30	60.8	10	10.3
01/07/2024	22:00	0	0	6	18	12	4	2	1	0	0	0	0	0	0	0	0	0	0	0	0	43	30.1	36.2	25 to 35	69.8	7	16.3
01/07/2024	23:00	0	0	2	9	9	2	0	0	0	0	0	0	0	0	0	0	0	0	0	0	22	29.7	34.4	25 to 35	81.8	2	9.1
24 Hr Summary		63	145	595	1223	662	178	36	10	3	0	0	0	0	0	0	0	0	0	0	0	2915	27.5	33.4	25 to 35	64.7	227	7.8

Incoming Histogram

Siingleton Hill July 2024

from Wed-Jun-19-2024-09-00-AM to Mon-Aug-05-2024-11-59-AM

Date	Starting Hr:min	<15	15 to <20	20 to <25	25 to <30	30 to <35	35 to <40	40 to <45	45 to <50	50 to <55	55 to <60	60 to <65	65 to <70	70 to <75	75 to <80	80 to <85	85 to <90	90 to <95	95 to <100	100 to >105	Total Counts	Avg Speed (MPH)	85pet Speed	10MPH Pace	% in pace	# of Speeders	% Speeders	
02/07/2024	00:00	1	0	0	2	3	3	1	1	0	0	0	0	0	0	0	0	0	0	0	0	11	32.5	40	30 to 40	54.5	5	45.5
02/07/2024	01:00	0	0	0	0	1	1	0	0	0	0	0	0	0	0	0	0	0	0	0	0	2	34.5	40	30 to 40	100.0	1	50.0
02/07/2024	02:00	0	0	0	0	0	1	0	0	1	0	0	0	0	0	0	0	0	0	0	0	2	44.5	55	30 to 40	50.0	2	100.0
02/07/2024	03:00	0	0	0	1	1	1	0	0	0	0	0	0	0	0	0	0	0	0	0	0	3	32	40	25 to 35	66.7	1	33.3
02/07/2024	04:00	0	0	1	2	0	0	0	0	0	0	0	0	0	0	0	0	0	0	0	0	3	25.3	30	20 to 30	100.0	*	*
02/07/2024	05:00	6	0	1	1	4	0	0	0	0	0	0	0	0	0	0	0	0	0	0	0	12	18.5	32.5	0 to 10	50.0	*	*
02/07/2024	06:00	4	4	4	21	10	3	1	0	1	0	0	0	0	0	0	0	0	0	0	0	48	27.1	34	25 to 35	64.6	5	10.4
02/07/2024	07:00	12	9	22	29	15	8	2	0	0	0	0	0	0	0	0	0	0	0	0	0	97	25.2	33.3	20 to 30	52.6	10	10.3
02/07/2024	08:00	7	13	42	82	36	9	4	0	0	0	0	0	0	0	0	0	0	0	0	0	193	26.8	32.8	20 to 30	64.2	13	6.7
02/07/2024	09:00	6	14	27	53	26	7	1	0	1	0	0	0	0	0	0	0	0	0	0	0	135	26.4	32.9	20 to 30	59.3	9	6.7
02/07/2024	10:00	5	10	26	49	24	3	1	0	0	0	0	0	0	0	0	0	0	0	0	0	118	26.1	32.1	20 to 30	63.6	4	3.4
02/07/2024	11:00	5	6	41	36	24	5	1	0	0	0	0	0	0	0	0	0	0	0	0	0	118	25.9	32.5	20 to 30	65.3	6	5.1
02/07/2024	12:00	2	4	31	55	39	10	0	0	0	0	0	0	0	0	0	0	0	0	0	0	141	27.9	33.6	25 to 35	66.7	10	7.1
02/07/2024	13:00	16	3	34	57	36	8	6	1	0	0	0	0	0	0	0	0	0	0	0	0	161	26.5	33.8	25 to 35	57.8	15	9.3
02/07/2024	14:00	7	9	27	78	45	14	2	1	0	0	0	0	0	0	0	0	0	0	0	0	183	27.7	33.9	25 to 35	67.2	17	9.3
02/07/2024	15:00	7	11	64	106	58	6	3	0	0	0	0	0	0	0	0	0	0	0	0	0	255	26.8	32.5	20 to 30	66.7	9	3.5
02/07/2024	16:00	4	4	40	128	76	18	1	0	1	0	0	0	0	0	0	0	0	0	0	0	272	28.5	33.6	25 to 35	75.0	20	7.4
02/07/2024	17:00	4	8	58	138	84	18	6	0	0	0	0	0	0	0	0	0	0	0	0	0	316	28.2	33.6	25 to 35	70.3	24	7.6
02/07/2024	18:00	2	4	48	105	67	13	10	4	0	0	0	0	0	0	0	0	0	0	0	0	253	28.9	34.2	25 to 35	68.0	27	10.7
02/07/2024	19:00	3	5	31	79	46	11	5	0	0	0	0	0	0	0	0	0	0	0	0	0	180	28.2	33.8	25 to 35	69.4	16	8.9
02/07/2024	20:00	3	6	19	69	35	10	3	0	0	0	0	0	0	0	0	0	0	0	0	0	145	28.2	33.7	25 to 35	71.7	13	9.0
02/07/2024	21:00	2	3	6	41	24	9	0	0	1	0	0	0	0	0	0	0	0	0	0	0	86	29	34.4	25 to 35	75.6	10	11.6
02/07/2024	22:00	0	4	10	29	14	4	0	0	0	1	0	0	0	0	0	0	0	0	0	0	62	28.1	33.6	25 to 35	69.4	5	8.1
02/07/2024	23:00	0	0	4	8	7	4	0	1	0	0	0	0	0	0	0	0	0	0	0	0	24	30.3	36.2	25 to 35	62.5	5	20.8
24 Hr Summary		96	117	536	1169	675	166	47	8	5	1	0	0	0	0	0	0	0	0	0	2820	27.6	33.5	25 to 35	65.4	227	8.0	

Incoming Histogram

Siingleton Hill July 2024

from Wed-Jun-19-2024-09-00-AM to Mon-Aug-05-2024-11-59-AM

Date	Starting Hr:min	<15	15 to <20	20 to <25	25 to <30	30 to <35	35 to <40	40 to <45	45 to <50	50 to <55	55 to <60	60 to <65	65 to <70	70 to <75	75 to <80	80 to <85	85 to <90	90 to <95	95 to <100	100 to >105	Total Counts	Avg Speed (MPH)	85pet Speed	10MPH Pace	% in pace	# of Speeders	% Speeders	
03/07/2024	00:00	0	0	1	7	2	2	0	0	0	0	0	0	0	0	0	0	0	0	0	0	12	29.3	35	25 to 35	75.0	2	16.7
03/07/2024	01:00	0	0	0	3	1	2	1	0	0	0	0	0	0	0	0	0	0	0	0	0	7	32.7	40	25 to 35	57.1	3	42.9
03/07/2024	02:00	0	1	2	1	0	2	1	0	1	0	0	0	0	0	0	0	0	0	0	0	8	32	45	15 to 25	37.5	4	50.0
03/07/2024	03:00	0	0	0	0	3	1	0	0	0	0	0	0	0	0	0	0	0	0	0	0	4	33.3	35	30 to 40	100.0	1	25.0
03/07/2024	04:00	0	0	1	0	0	0	1	1	0	0	0	0	0	0	0	0	0	0	0	0	3	37	50	40 to 50	66.7	2	66.7
03/07/2024	05:00	1	0	2	4	3	1	0	0	0	0	0	0	0	0	0	0	0	0	0	0	11	27.2	33.3	25 to 35	63.6	1	9.1
03/07/2024	06:00	1	2	6	13	7	3	1	0	0	0	0	0	0	0	0	0	0	0	0	0	33	27.4	34.3	25 to 35	60.6	4	12.1
03/07/2024	07:00	6	7	12	32	22	5	0	0	0	0	0	0	0	0	0	0	0	0	0	0	84	26.6	33.2	25 to 35	64.3	5	6.0
03/07/2024	08:00	7	14	24	81	34	10	1	1	0	0	0	0	0	0	0	0	0	0	0	0	172	26.9	32.9	25 to 35	66.9	12	7.0
03/07/2024	09:00	4	11	36	48	26	4	1	0	0	0	0	0	0	0	0	0	0	0	0	0	130	26.1	32.1	20 to 30	64.6	5	3.8
03/07/2024	10:00	6	8	32	51	10	7	1	0	0	0	0	0	0	0	0	0	0	0	0	0	115	25.6	30.5	20 to 30	72.2	8	7.0
03/07/2024	11:00	4	8	41	46	24	4	0	1	0	0	0	0	0	0	0	0	0	0	0	0	128	26	32.1	20 to 30	68.0	5	3.9
03/07/2024	12:00	10	12	55	59	35	5	3	0	0	0	0	0	0	0	0	0	0	0	0	0	179	25.8	32.3	20 to 30	63.7	8	4.5
03/07/2024	13:00	6	16	46	67	29	6	1	0	0	0	0	0	0	0	0	0	0	0	0	0	171	25.8	31.7	20 to 30	66.1	7	4.1
03/07/2024	14:00	8	10	39	73	38	7	5	0	0	0	0	0	0	0	0	0	0	0	0	0	180	26.9	33	20 to 30	62.2	12	6.7
03/07/2024	15:00	6	14	60	106	48	8	3	0	0	0	1	0	0	0	0	0	0	0	0	0	246	26.8	32.4	20 to 30	67.5	12	4.9
03/07/2024	16:00	4	12	46	103	70	19	3	1	0	0	0	0	0	0	0	0	0	0	0	0	258	28.1	33.9	25 to 35	67.1	23	8.9
03/07/2024	17:00	4	19	55	148	98	16	1	1	0	0	0	0	0	0	0	0	0	0	0	0	342	27.9	33.3	25 to 35	71.9	18	5.3
03/07/2024	18:00	0	1	24	62	27	7	0	0	0	0	0	0	0	0	0	0	0	0	0	0	121	28.1	33	25 to 35	73.6	7	5.8
03/07/2024	19:00	*	*	*	*	*	*	*	*	*	*	*	*	*	*	*	*	*	*	*	*	*	*	*	*	*	*	*
03/07/2024	20:00	*	*	*	*	*	*	*	*	*	*	*	*	*	*	*	*	*	*	*	*	*	*	*	*	*	*	*
03/07/2024	21:00	*	*	*	*	*	*	*	*	*	*	*	*	*	*	*	*	*	*	*	*	*	*	*	*	*	*	*
03/07/2024	22:00	*	*	*	*	*	*	*	*	*	*	*	*	*	*	*	*	*	*	*	*	*	*	*	*	*	*	*
03/07/2024	23:00	*	*	*	*	*	*	*	*	*	*	*	*	*	*	*	*	*	*	*	*	*	*	*	*	*	*	*
24 Hr Summary		67	135	482	904	477	109	23	5	1	0	1	0	0	0	0	0	0	0	0	0	2204	27	33	20 to 30	62.9	139	6.3

Incoming Histogram

Siingleton Hill July 2024

from Wed-Jun-19-2024-09-00-AM to Mon-Aug-05-2024-11-59-AM

Date	Starting Hr:min	<15	15 to <20	20 to <25	25 to <30	30 to <35	35 to <40	40 to <45	45 to <50	50 to <55	55 to <60	60 to <65	65 to <70	70 to <75	75 to <80	80 to <85	85 to <90	90 to <95	95 to <100	100 to >105	Total Counts	Avg Speed (MPH)	85pet Speed	10MPH Pace	% in pace	# of Speeders	% Speeders
04/07/2024	00:00	*	*	*	*	*	*	*	*	*	*	*	*	*	*	*	*	*	*	*	*	*	*	*	*	*	*
04/07/2024	01:00	*	*	*	*	*	*	*	*	*	*	*	*	*	*	*	*	*	*	*	*	*	*	*	*	*	*
04/07/2024	02:00	*	*	*	*	*	*	*	*	*	*	*	*	*	*	*	*	*	*	*	*	*	*	*	*	*	*
04/07/2024	03:00	*	*	*	*	*	*	*	*	*	*	*	*	*	*	*	*	*	*	*	*	*	*	*	*	*	*
04/07/2024	04:00	*	*	*	*	*	*	*	*	*	*	*	*	*	*	*	*	*	*	*	*	*	*	*	*	*	*
04/07/2024	05:00	*	*	*	*	*	*	*	*	*	*	*	*	*	*	*	*	*	*	*	*	*	*	*	*	*	*
04/07/2024	06:00	*	*	*	*	*	*	*	*	*	*	*	*	*	*	*	*	*	*	*	*	*	*	*	*	*	*
04/07/2024	07:00	*	*	*	*	*	*	*	*	*	*	*	*	*	*	*	*	*	*	*	*	*	*	*	*	*	*
04/07/2024	08:00	*	*	*	*	*	*	*	*	*	*	*	*	*	*	*	*	*	*	*	*	*	*	*	*	*	*
04/07/2024	09:00	*	*	*	*	*	*	*	*	*	*	*	*	*	*	*	*	*	*	*	*	*	*	*	*	*	*
04/07/2024	10:00	*	*	*	*	*	*	*	*	*	*	*	*	*	*	*	*	*	*	*	*	*	*	*	*	*	*
04/07/2024	11:00	*	*	*	*	*	*	*	*	*	*	*	*	*	*	*	*	*	*	*	*	*	*	*	*	*	*
04/07/2024	12:00	*	*	*	*	*	*	*	*	*	*	*	*	*	*	*	*	*	*	*	*	*	*	*	*	*	*
04/07/2024	13:00	*	*	*	*	*	*	*	*	*	*	*	*	*	*	*	*	*	*	*	*	*	*	*	*	*	*
04/07/2024	14:00	*	*	*	*	*	*	*	*	*	*	*	*	*	*	*	*	*	*	*	*	*	*	*	*	*	*
04/07/2024	15:00	*	*	*	*	*	*	*	*	*	*	*	*	*	*	*	*	*	*	*	*	*	*	*	*	*	*
04/07/2024	16:00	*	*	*	*	*	*	*	*	*	*	*	*	*	*	*	*	*	*	*	*	*	*	*	*	*	*
04/07/2024	17:00	*	*	*	*	*	*	*	*	*	*	*	*	*	*	*	*	*	*	*	*	*	*	*	*	*	*
04/07/2024	18:00	*	*	*	*	*	*	*	*	*	*	*	*	*	*	*	*	*	*	*	*	*	*	*	*	*	*
04/07/2024	19:00	*	*	*	*	*	*	*	*	*	*	*	*	*	*	*	*	*	*	*	*	*	*	*	*	*	*
04/07/2024	20:00	*	*	*	*	*	*	*	*	*	*	*	*	*	*	*	*	*	*	*	*	*	*	*	*	*	*
04/07/2024	21:00	*	*	*	*	*	*	*	*	*	*	*	*	*	*	*	*	*	*	*	*	*	*	*	*	*	*
04/07/2024	22:00	*	*	*	*	*	*	*	*	*	*	*	*	*	*	*	*	*	*	*	*	*	*	*	*	*	*
04/07/2024	23:00	*	*	*	*	*	*	*	*	*	*	*	*	*	*	*	*	*	*	*	*	*	*	*	*	*	*
24 Hr Summary		0	0	0	0	0	0	0	0	0	0	0	0	0	0	0	0	0	0	0	0	0	0	0	*	*	*

Incoming Histogram

Siingleton Hill July 2024

from Wed-Jun-19-2024-09-00-AM to Mon-Aug-05-2024-11-59-AM

Date	Starting Hr:min	<15	15 to <20	20 to <25	25 to <30	30 to <35	35 to <40	40 to <45	45 to <50	50 to <55	55 to <60	60 to <65	65 to <70	70 to <75	75 to <80	80 to <85	85 to <90	90 to <95	95 to <100	100 to >105	Total Counts	Avg Speed (MPH)	85pct Speed	10MPH Pace	% in pace	# of Speeders	% Speeders
05/07/2024	00:00	*	*	*	*	*	*	*	*	*	*	*	*	*	*	*	*	*	*	*	*	*	*	*	*	*	*
05/07/2024	01:00	*	*	*	*	*	*	*	*	*	*	*	*	*	*	*	*	*	*	*	*	*	*	*	*	*	*
05/07/2024	02:00	*	*	*	*	*	*	*	*	*	*	*	*	*	*	*	*	*	*	*	*	*	*	*	*	*	*
05/07/2024	03:00	*	*	*	*	*	*	*	*	*	*	*	*	*	*	*	*	*	*	*	*	*	*	*	*	*	*
05/07/2024	04:00	*	*	*	*	*	*	*	*	*	*	*	*	*	*	*	*	*	*	*	*	*	*	*	*	*	*
05/07/2024	05:00	*	*	*	*	*	*	*	*	*	*	*	*	*	*	*	*	*	*	*	*	*	*	*	*	*	*
05/07/2024	06:00	*	*	*	*	*	*	*	*	*	*	*	*	*	*	*	*	*	*	*	*	*	*	*	*	*	*
05/07/2024	07:00	*	*	*	*	*	*	*	*	*	*	*	*	*	*	*	*	*	*	*	*	*	*	*	*	*	*
05/07/2024	08:00	*	*	*	*	*	*	*	*	*	*	*	*	*	*	*	*	*	*	*	*	*	*	*	*	*	*
05/07/2024	09:00	*	*	*	*	*	*	*	*	*	*	*	*	*	*	*	*	*	*	*	*	*	*	*	*	*	*
05/07/2024	10:00	*	*	*	*	*	*	*	*	*	*	*	*	*	*	*	*	*	*	*	*	*	*	*	*	*	*
05/07/2024	11:00	*	*	*	*	*	*	*	*	*	*	*	*	*	*	*	*	*	*	*	*	*	*	*	*	*	*
05/07/2024	12:00	*	*	*	*	*	*	*	*	*	*	*	*	*	*	*	*	*	*	*	*	*	*	*	*	*	*
05/07/2024	13:00	*	*	*	*	*	*	*	*	*	*	*	*	*	*	*	*	*	*	*	*	*	*	*	*	*	*
05/07/2024	14:00	*	*	*	*	*	*	*	*	*	*	*	*	*	*	*	*	*	*	*	*	*	*	*	*	*	*
05/07/2024	15:00	*	*	*	*	*	*	*	*	*	*	*	*	*	*	*	*	*	*	*	*	*	*	*	*	*	*
05/07/2024	16:00	*	*	*	*	*	*	*	*	*	*	*	*	*	*	*	*	*	*	*	*	*	*	*	*	*	*
05/07/2024	17:00	*	*	*	*	*	*	*	*	*	*	*	*	*	*	*	*	*	*	*	*	*	*	*	*	*	*
05/07/2024	18:00	*	*	*	*	*	*	*	*	*	*	*	*	*	*	*	*	*	*	*	*	*	*	*	*	*	*
05/07/2024	19:00	*	*	*	*	*	*	*	*	*	*	*	*	*	*	*	*	*	*	*	*	*	*	*	*	*	*
05/07/2024	20:00	*	*	*	*	*	*	*	*	*	*	*	*	*	*	*	*	*	*	*	*	*	*	*	*	*	*
05/07/2024	21:00	*	*	*	*	*	*	*	*	*	*	*	*	*	*	*	*	*	*	*	*	*	*	*	*	*	*
05/07/2024	22:00	*	*	*	*	*	*	*	*	*	*	*	*	*	*	*	*	*	*	*	*	*	*	*	*	*	*
05/07/2024	23:00	*	*	*	*	*	*	*	*	*	*	*	*	*	*	*	*	*	*	*	*	*	*	*	*	*	*
24 Hr Summary		0	0	0	0	0	0	0	0	0	0	0	0	0	0	0	0	0	0	0	0	0	0	0	*	*	*

Incoming Histogram

Siingleton Hill July 2024

from Wed-Jun-19-2024-09-00-AM to Mon-Aug-05-2024-11-59-AM

Date	Starting Hr:min	<15	15 to <20	20 to <25	25 to <30	30 to <35	35 to <40	40 to <45	45 to <50	50 to <55	55 to <60	60 to <65	65 to <70	70 to <75	75 to <80	80 to <85	85 to <90	90 to <95	95 to <100	100 to >105	Total Counts	Avg Speed (MPH)	85pct Speed	10MPH Pace	% in pace	# of Speeders	% Speeders
06/07/2024	00:00	*	*	*	*	*	*	*	*	*	*	*	*	*	*	*	*	*	*	*	*	*	*	*	*	*	*
06/07/2024	01:00	*	*	*	*	*	*	*	*	*	*	*	*	*	*	*	*	*	*	*	*	*	*	*	*	*	*
06/07/2024	02:00	*	*	*	*	*	*	*	*	*	*	*	*	*	*	*	*	*	*	*	*	*	*	*	*	*	*
06/07/2024	03:00	*	*	*	*	*	*	*	*	*	*	*	*	*	*	*	*	*	*	*	*	*	*	*	*	*	*
06/07/2024	04:00	*	*	*	*	*	*	*	*	*	*	*	*	*	*	*	*	*	*	*	*	*	*	*	*	*	*
06/07/2024	05:00	*	*	*	*	*	*	*	*	*	*	*	*	*	*	*	*	*	*	*	*	*	*	*	*	*	*
06/07/2024	06:00	*	*	*	*	*	*	*	*	*	*	*	*	*	*	*	*	*	*	*	*	*	*	*	*	*	*
06/07/2024	07:00	*	*	*	*	*	*	*	*	*	*	*	*	*	*	*	*	*	*	*	*	*	*	*	*	*	*
06/07/2024	08:00	*	*	*	*	*	*	*	*	*	*	*	*	*	*	*	*	*	*	*	*	*	*	*	*	*	*
06/07/2024	09:00	*	*	*	*	*	*	*	*	*	*	*	*	*	*	*	*	*	*	*	*	*	*	*	*	*	*
06/07/2024	10:00	*	*	*	*	*	*	*	*	*	*	*	*	*	*	*	*	*	*	*	*	*	*	*	*	*	*
06/07/2024	11:00	*	*	*	*	*	*	*	*	*	*	*	*	*	*	*	*	*	*	*	*	*	*	*	*	*	*
06/07/2024	12:00	*	*	*	*	*	*	*	*	*	*	*	*	*	*	*	*	*	*	*	*	*	*	*	*	*	*
06/07/2024	13:00	*	*	*	*	*	*	*	*	*	*	*	*	*	*	*	*	*	*	*	*	*	*	*	*	*	*
06/07/2024	14:00	*	*	*	*	*	*	*	*	*	*	*	*	*	*	*	*	*	*	*	*	*	*	*	*	*	*
06/07/2024	15:00	*	*	*	*	*	*	*	*	*	*	*	*	*	*	*	*	*	*	*	*	*	*	*	*	*	*
06/07/2024	16:00	*	*	*	*	*	*	*	*	*	*	*	*	*	*	*	*	*	*	*	*	*	*	*	*	*	*
06/07/2024	17:00	*	*	*	*	*	*	*	*	*	*	*	*	*	*	*	*	*	*	*	*	*	*	*	*	*	*
06/07/2024	18:00	*	*	*	*	*	*	*	*	*	*	*	*	*	*	*	*	*	*	*	*	*	*	*	*	*	*
06/07/2024	19:00	*	*	*	*	*	*	*	*	*	*	*	*	*	*	*	*	*	*	*	*	*	*	*	*	*	*
06/07/2024	20:00	*	*	*	*	*	*	*	*	*	*	*	*	*	*	*	*	*	*	*	*	*	*	*	*	*	*
06/07/2024	21:00	*	*	*	*	*	*	*	*	*	*	*	*	*	*	*	*	*	*	*	*	*	*	*	*	*	*
06/07/2024	22:00	*	*	*	*	*	*	*	*	*	*	*	*	*	*	*	*	*	*	*	*	*	*	*	*	*	*
06/07/2024	23:00	*	*	*	*	*	*	*	*	*	*	*	*	*	*	*	*	*	*	*	*	*	*	*	*	*	*
24 Hr Summary		0	0	0	0	0	0	0	0	0	0	0	0	0	0	0	0	0	0	0	0	0	0	0	*	*	*

Incoming Histogram

Siingleton Hill July 2024

from Wed-Jun-19-2024-09-00-AM to Mon-Aug-05-2024-11-59-AM

Date	Starting Hr:min	<15	15 to <20	20 to <25	25 to <30	30 to <35	35 to <40	40 to <45	45 to <50	50 to <55	55 to <60	60 to <65	65 to <70	70 to <75	75 to <80	80 to <85	85 to <90	90 to <95	95 to <100	100 to >105	Total Counts	Avg Speed (MPH)	85pct Speed	10MPH Pace	% in pace	# of Speeders	% Speeders
07/07/2024	00:00	*	*	*	*	*	*	*	*	*	*	*	*	*	*	*	*	*	*	*	*	*	*	*	*	*	*
07/07/2024	01:00	*	*	*	*	*	*	*	*	*	*	*	*	*	*	*	*	*	*	*	*	*	*	*	*	*	*
07/07/2024	02:00	*	*	*	*	*	*	*	*	*	*	*	*	*	*	*	*	*	*	*	*	*	*	*	*	*	*
07/07/2024	03:00	*	*	*	*	*	*	*	*	*	*	*	*	*	*	*	*	*	*	*	*	*	*	*	*	*	*
07/07/2024	04:00	*	*	*	*	*	*	*	*	*	*	*	*	*	*	*	*	*	*	*	*	*	*	*	*	*	*
07/07/2024	05:00	*	*	*	*	*	*	*	*	*	*	*	*	*	*	*	*	*	*	*	*	*	*	*	*	*	*
07/07/2024	06:00	*	*	*	*	*	*	*	*	*	*	*	*	*	*	*	*	*	*	*	*	*	*	*	*	*	*
07/07/2024	07:00	*	*	*	*	*	*	*	*	*	*	*	*	*	*	*	*	*	*	*	*	*	*	*	*	*	*
07/07/2024	08:00	*	*	*	*	*	*	*	*	*	*	*	*	*	*	*	*	*	*	*	*	*	*	*	*	*	*
07/07/2024	09:00	*	*	*	*	*	*	*	*	*	*	*	*	*	*	*	*	*	*	*	*	*	*	*	*	*	*
07/07/2024	10:00	*	*	*	*	*	*	*	*	*	*	*	*	*	*	*	*	*	*	*	*	*	*	*	*	*	*
07/07/2024	11:00	*	*	*	*	*	*	*	*	*	*	*	*	*	*	*	*	*	*	*	*	*	*	*	*	*	*
07/07/2024	12:00	*	*	*	*	*	*	*	*	*	*	*	*	*	*	*	*	*	*	*	*	*	*	*	*	*	*
07/07/2024	13:00	*	*	*	*	*	*	*	*	*	*	*	*	*	*	*	*	*	*	*	*	*	*	*	*	*	*
07/07/2024	14:00	*	*	*	*	*	*	*	*	*	*	*	*	*	*	*	*	*	*	*	*	*	*	*	*	*	*
07/07/2024	15:00	*	*	*	*	*	*	*	*	*	*	*	*	*	*	*	*	*	*	*	*	*	*	*	*	*	*
07/07/2024	16:00	*	*	*	*	*	*	*	*	*	*	*	*	*	*	*	*	*	*	*	*	*	*	*	*	*	*
07/07/2024	17:00	*	*	*	*	*	*	*	*	*	*	*	*	*	*	*	*	*	*	*	*	*	*	*	*	*	*
07/07/2024	18:00	*	*	*	*	*	*	*	*	*	*	*	*	*	*	*	*	*	*	*	*	*	*	*	*	*	*
07/07/2024	19:00	*	*	*	*	*	*	*	*	*	*	*	*	*	*	*	*	*	*	*	*	*	*	*	*	*	*
07/07/2024	20:00	*	*	*	*	*	*	*	*	*	*	*	*	*	*	*	*	*	*	*	*	*	*	*	*	*	*
07/07/2024	21:00	*	*	*	*	*	*	*	*	*	*	*	*	*	*	*	*	*	*	*	*	*	*	*	*	*	*
07/07/2024	22:00	*	*	*	*	*	*	*	*	*	*	*	*	*	*	*	*	*	*	*	*	*	*	*	*	*	*
07/07/2024	23:00	*	*	*	*	*	*	*	*	*	*	*	*	*	*	*	*	*	*	*	*	*	*	*	*	*	*
24 Hr Summary		0	0	0	0	0	0	0	0	0	0	0	0	0	0	0	0	0	0	0	0	0	0	0	*	*	*

Incoming Histogram

Siingleton Hill July 2024

from Wed-Jun-19-2024-09-00-AM to Mon-Aug-05-2024-11-59-AM

Date	Starting Hr:min	<15	15 to <20	20 to <25	25 to <30	30 to <35	35 to <40	40 to <45	45 to <50	50 to <55	55 to <60	60 to <65	65 to <70	70 to <75	75 to <80	80 to <85	85 to <90	90 to <95	95 to <100	100 to >105	Total Counts	Avg Speed (MPH)	85pct Speed	10MPH Pace	% in pace	# of Speeders	% Speeders
08/07/2024	00:00	*	*	*	*	*	*	*	*	*	*	*	*	*	*	*	*	*	*	*	*	*	*	*	*	*	*
08/07/2024	01:00	*	*	*	*	*	*	*	*	*	*	*	*	*	*	*	*	*	*	*	*	*	*	*	*	*	*
08/07/2024	02:00	*	*	*	*	*	*	*	*	*	*	*	*	*	*	*	*	*	*	*	*	*	*	*	*	*	*
08/07/2024	03:00	*	*	*	*	*	*	*	*	*	*	*	*	*	*	*	*	*	*	*	*	*	*	*	*	*	*
08/07/2024	04:00	*	*	*	*	*	*	*	*	*	*	*	*	*	*	*	*	*	*	*	*	*	*	*	*	*	*
08/07/2024	05:00	*	*	*	*	*	*	*	*	*	*	*	*	*	*	*	*	*	*	*	*	*	*	*	*	*	*
08/07/2024	06:00	*	*	*	*	*	*	*	*	*	*	*	*	*	*	*	*	*	*	*	*	*	*	*	*	*	*
08/07/2024	07:00	*	*	*	*	*	*	*	*	*	*	*	*	*	*	*	*	*	*	*	*	*	*	*	*	*	*
08/07/2024	08:00	*	*	*	*	*	*	*	*	*	*	*	*	*	*	*	*	*	*	*	*	*	*	*	*	*	*
08/07/2024	09:00	*	*	*	*	*	*	*	*	*	*	*	*	*	*	*	*	*	*	*	*	*	*	*	*	*	*
08/07/2024	10:00	*	*	*	*	*	*	*	*	*	*	*	*	*	*	*	*	*	*	*	*	*	*	*	*	*	*
08/07/2024	11:00	*	*	*	*	*	*	*	*	*	*	*	*	*	*	*	*	*	*	*	*	*	*	*	*	*	*
08/07/2024	12:00	*	*	*	*	*	*	*	*	*	*	*	*	*	*	*	*	*	*	*	*	*	*	*	*	*	*
08/07/2024	13:00	*	*	*	*	*	*	*	*	*	*	*	*	*	*	*	*	*	*	*	*	*	*	*	*	*	*
08/07/2024	14:00	*	*	*	*	*	*	*	*	*	*	*	*	*	*	*	*	*	*	*	*	*	*	*	*	*	*
08/07/2024	15:00	*	*	*	*	*	*	*	*	*	*	*	*	*	*	*	*	*	*	*	*	*	*	*	*	*	*
08/07/2024	16:00	*	*	*	*	*	*	*	*	*	*	*	*	*	*	*	*	*	*	*	*	*	*	*	*	*	*
08/07/2024	17:00	*	*	*	*	*	*	*	*	*	*	*	*	*	*	*	*	*	*	*	*	*	*	*	*	*	*
08/07/2024	18:00	*	*	*	*	*	*	*	*	*	*	*	*	*	*	*	*	*	*	*	*	*	*	*	*	*	*
08/07/2024	19:00	*	*	*	*	*	*	*	*	*	*	*	*	*	*	*	*	*	*	*	*	*	*	*	*	*	*
08/07/2024	20:00	*	*	*	*	*	*	*	*	*	*	*	*	*	*	*	*	*	*	*	*	*	*	*	*	*	*
08/07/2024	21:00	*	*	*	*	*	*	*	*	*	*	*	*	*	*	*	*	*	*	*	*	*	*	*	*	*	*
08/07/2024	22:00	*	*	*	*	*	*	*	*	*	*	*	*	*	*	*	*	*	*	*	*	*	*	*	*	*	*
08/07/2024	23:00	*	*	*	*	*	*	*	*	*	*	*	*	*	*	*	*	*	*	*	*	*	*	*	*	*	*
24 Hr Summary		0	0	0	0	0	0	0	0	0	0	0	0	0	0	0	0	0	0	0	0	0	0	0	*	*	*

Incoming Histogram

Siingleton Hill July 2024

from Wed-Jun-19-2024-09-00-AM to Mon-Aug-05-2024-11-59-AM

Date	Starting Hr:min	<15	15 to <20	20 to <25	25 to <30	30 to <35	35 to <40	40 to <45	45 to <50	50 to <55	55 to <60	60 to <65	65 to <70	70 to <75	75 to <80	80 to <85	85 to <90	90 to <95	95 to <100	100 to >105	Total Counts	Avg Speed (MPH)	85pct Speed	10MPH Pace	% in pace	# of Speeders	% Speeders
09/07/2024	00:00	*	*	*	*	*	*	*	*	*	*	*	*	*	*	*	*	*	*	*	*	*	*	*	*	*	*
09/07/2024	01:00	*	*	*	*	*	*	*	*	*	*	*	*	*	*	*	*	*	*	*	*	*	*	*	*	*	*
09/07/2024	02:00	*	*	*	*	*	*	*	*	*	*	*	*	*	*	*	*	*	*	*	*	*	*	*	*	*	*
09/07/2024	03:00	*	*	*	*	*	*	*	*	*	*	*	*	*	*	*	*	*	*	*	*	*	*	*	*	*	*
09/07/2024	04:00	*	*	*	*	*	*	*	*	*	*	*	*	*	*	*	*	*	*	*	*	*	*	*	*	*	*
09/07/2024	05:00	*	*	*	*	*	*	*	*	*	*	*	*	*	*	*	*	*	*	*	*	*	*	*	*	*	*
09/07/2024	06:00	*	*	*	*	*	*	*	*	*	*	*	*	*	*	*	*	*	*	*	*	*	*	*	*	*	*
09/07/2024	07:00	*	*	*	*	*	*	*	*	*	*	*	*	*	*	*	*	*	*	*	*	*	*	*	*	*	*
09/07/2024	08:00	*	*	*	*	*	*	*	*	*	*	*	*	*	*	*	*	*	*	*	*	*	*	*	*	*	*
09/07/2024	09:00	*	*	*	*	*	*	*	*	*	*	*	*	*	*	*	*	*	*	*	*	*	*	*	*	*	*
09/07/2024	10:00	*	*	*	*	*	*	*	*	*	*	*	*	*	*	*	*	*	*	*	*	*	*	*	*	*	*
09/07/2024	11:00	*	*	*	*	*	*	*	*	*	*	*	*	*	*	*	*	*	*	*	*	*	*	*	*	*	*
09/07/2024	12:00	*	*	*	*	*	*	*	*	*	*	*	*	*	*	*	*	*	*	*	*	*	*	*	*	*	*
09/07/2024	13:00	*	*	*	*	*	*	*	*	*	*	*	*	*	*	*	*	*	*	*	*	*	*	*	*	*	*
09/07/2024	14:00	*	*	*	*	*	*	*	*	*	*	*	*	*	*	*	*	*	*	*	*	*	*	*	*	*	*
09/07/2024	15:00	*	*	*	*	*	*	*	*	*	*	*	*	*	*	*	*	*	*	*	*	*	*	*	*	*	*
09/07/2024	16:00	*	*	*	*	*	*	*	*	*	*	*	*	*	*	*	*	*	*	*	*	*	*	*	*	*	*
09/07/2024	17:00	*	*	*	*	*	*	*	*	*	*	*	*	*	*	*	*	*	*	*	*	*	*	*	*	*	*
09/07/2024	18:00	*	*	*	*	*	*	*	*	*	*	*	*	*	*	*	*	*	*	*	*	*	*	*	*	*	*
09/07/2024	19:00	*	*	*	*	*	*	*	*	*	*	*	*	*	*	*	*	*	*	*	*	*	*	*	*	*	*
09/07/2024	20:00	*	*	*	*	*	*	*	*	*	*	*	*	*	*	*	*	*	*	*	*	*	*	*	*	*	*
09/07/2024	21:00	*	*	*	*	*	*	*	*	*	*	*	*	*	*	*	*	*	*	*	*	*	*	*	*	*	*
09/07/2024	22:00	*	*	*	*	*	*	*	*	*	*	*	*	*	*	*	*	*	*	*	*	*	*	*	*	*	*
09/07/2024	23:00	*	*	*	*	*	*	*	*	*	*	*	*	*	*	*	*	*	*	*	*	*	*	*	*	*	*
24 Hr Summary		0	0	0	0	0	0	0	0	0	0	0	0	0	0	0	0	0	0	0	0	0	0	0	*	*	*

Incoming Histogram

Siingleton Hill July 2024

from Wed-Jun-19-2024-09-00-AM to Mon-Aug-05-2024-11-59-AM

Date	Starting Hr:min	<15	15 to <20	20 to <25	25 to <30	30 to <35	35 to <40	40 to <45	45 to <50	50 to <55	55 to <60	60 to <65	65 to <70	70 to <75	75 to <80	80 to <85	85 to <90	90 to <95	95 to <100	100 to >105	Total Counts	Avg Speed (MPH)	85pct Speed	10MPH Pace	% in pace	# of Speeders	% Speeders
10/07/2024	00:00	*	*	*	*	*	*	*	*	*	*	*	*	*	*	*	*	*	*	*	*	*	*	*	*	*	*
10/07/2024	01:00	*	*	*	*	*	*	*	*	*	*	*	*	*	*	*	*	*	*	*	*	*	*	*	*	*	*
10/07/2024	02:00	*	*	*	*	*	*	*	*	*	*	*	*	*	*	*	*	*	*	*	*	*	*	*	*	*	*
10/07/2024	03:00	*	*	*	*	*	*	*	*	*	*	*	*	*	*	*	*	*	*	*	*	*	*	*	*	*	*
10/07/2024	04:00	*	*	*	*	*	*	*	*	*	*	*	*	*	*	*	*	*	*	*	*	*	*	*	*	*	*
10/07/2024	05:00	*	*	*	*	*	*	*	*	*	*	*	*	*	*	*	*	*	*	*	*	*	*	*	*	*	*
10/07/2024	06:00	*	*	*	*	*	*	*	*	*	*	*	*	*	*	*	*	*	*	*	*	*	*	*	*	*	*
10/07/2024	07:00	*	*	*	*	*	*	*	*	*	*	*	*	*	*	*	*	*	*	*	*	*	*	*	*	*	*
10/07/2024	08:00	*	*	*	*	*	*	*	*	*	*	*	*	*	*	*	*	*	*	*	*	*	*	*	*	*	*
10/07/2024	09:00	*	*	*	*	*	*	*	*	*	*	*	*	*	*	*	*	*	*	*	*	*	*	*	*	*	*
10/07/2024	10:00	*	*	*	*	*	*	*	*	*	*	*	*	*	*	*	*	*	*	*	*	*	*	*	*	*	*
10/07/2024	11:00	*	*	*	*	*	*	*	*	*	*	*	*	*	*	*	*	*	*	*	*	*	*	*	*	*	*
10/07/2024	12:00	*	*	*	*	*	*	*	*	*	*	*	*	*	*	*	*	*	*	*	*	*	*	*	*	*	*
10/07/2024	13:00	*	*	*	*	*	*	*	*	*	*	*	*	*	*	*	*	*	*	*	*	*	*	*	*	*	*
10/07/2024	14:00	*	*	*	*	*	*	*	*	*	*	*	*	*	*	*	*	*	*	*	*	*	*	*	*	*	*
10/07/2024	15:00	*	*	*	*	*	*	*	*	*	*	*	*	*	*	*	*	*	*	*	*	*	*	*	*	*	*
10/07/2024	16:00	*	*	*	*	*	*	*	*	*	*	*	*	*	*	*	*	*	*	*	*	*	*	*	*	*	*
10/07/2024	17:00	*	*	*	*	*	*	*	*	*	*	*	*	*	*	*	*	*	*	*	*	*	*	*	*	*	*
10/07/2024	18:00	*	*	*	*	*	*	*	*	*	*	*	*	*	*	*	*	*	*	*	*	*	*	*	*	*	*
10/07/2024	19:00	*	*	*	*	*	*	*	*	*	*	*	*	*	*	*	*	*	*	*	*	*	*	*	*	*	*
10/07/2024	20:00	*	*	*	*	*	*	*	*	*	*	*	*	*	*	*	*	*	*	*	*	*	*	*	*	*	*
10/07/2024	21:00	*	*	*	*	*	*	*	*	*	*	*	*	*	*	*	*	*	*	*	*	*	*	*	*	*	*
10/07/2024	22:00	*	*	*	*	*	*	*	*	*	*	*	*	*	*	*	*	*	*	*	*	*	*	*	*	*	*
10/07/2024	23:00	*	*	*	*	*	*	*	*	*	*	*	*	*	*	*	*	*	*	*	*	*	*	*	*	*	*
24 Hr Summary		0	0	0	0	0	0	0	0	0	0	0	0	0	0	0	0	0	0	0	0	0	0	0	*	*	*

Incoming Histogram

Siingleton Hill July 2024

from Wed-Jun-19-2024-09-00-AM to Mon-Aug-05-2024-11-59-AM

Date	Starting Hr:min	<15	15 to <20	20 to <25	25 to <30	30 to <35	35 to <40	40 to <45	45 to <50	50 to <55	55 to <60	60 to <65	65 to <70	70 to <75	75 to <80	80 to <85	85 to <90	90 to <95	95 to <100	100 to >105	Total Counts	Avg Speed (MPH)	85pct Speed	10MPH Pace	% in pace	# of Speeders	% Speeders
11/07/2024	00:00	*	*	*	*	*	*	*	*	*	*	*	*	*	*	*	*	*	*	*	*	*	*	*	*	*	*
11/07/2024	01:00	*	*	*	*	*	*	*	*	*	*	*	*	*	*	*	*	*	*	*	*	*	*	*	*	*	*
11/07/2024	02:00	*	*	*	*	*	*	*	*	*	*	*	*	*	*	*	*	*	*	*	*	*	*	*	*	*	*
11/07/2024	03:00	*	*	*	*	*	*	*	*	*	*	*	*	*	*	*	*	*	*	*	*	*	*	*	*	*	*
11/07/2024	04:00	*	*	*	*	*	*	*	*	*	*	*	*	*	*	*	*	*	*	*	*	*	*	*	*	*	*
11/07/2024	05:00	*	*	*	*	*	*	*	*	*	*	*	*	*	*	*	*	*	*	*	*	*	*	*	*	*	*
11/07/2024	06:00	*	*	*	*	*	*	*	*	*	*	*	*	*	*	*	*	*	*	*	*	*	*	*	*	*	*
11/07/2024	07:00	*	*	*	*	*	*	*	*	*	*	*	*	*	*	*	*	*	*	*	*	*	*	*	*	*	*
11/07/2024	08:00	*	*	*	*	*	*	*	*	*	*	*	*	*	*	*	*	*	*	*	*	*	*	*	*	*	*
11/07/2024	09:00	*	*	*	*	*	*	*	*	*	*	*	*	*	*	*	*	*	*	*	*	*	*	*	*	*	*
11/07/2024	10:00	*	*	*	*	*	*	*	*	*	*	*	*	*	*	*	*	*	*	*	*	*	*	*	*	*	*
11/07/2024	11:00	*	*	*	*	*	*	*	*	*	*	*	*	*	*	*	*	*	*	*	*	*	*	*	*	*	*
11/07/2024	12:00	*	*	*	*	*	*	*	*	*	*	*	*	*	*	*	*	*	*	*	*	*	*	*	*	*	*
11/07/2024	13:00	*	*	*	*	*	*	*	*	*	*	*	*	*	*	*	*	*	*	*	*	*	*	*	*	*	*
11/07/2024	14:00	*	*	*	*	*	*	*	*	*	*	*	*	*	*	*	*	*	*	*	*	*	*	*	*	*	*
11/07/2024	15:00	*	*	*	*	*	*	*	*	*	*	*	*	*	*	*	*	*	*	*	*	*	*	*	*	*	*
11/07/2024	16:00	*	*	*	*	*	*	*	*	*	*	*	*	*	*	*	*	*	*	*	*	*	*	*	*	*	*
11/07/2024	17:00	*	*	*	*	*	*	*	*	*	*	*	*	*	*	*	*	*	*	*	*	*	*	*	*	*	*
11/07/2024	18:00	*	*	*	*	*	*	*	*	*	*	*	*	*	*	*	*	*	*	*	*	*	*	*	*	*	*
11/07/2024	19:00	*	*	*	*	*	*	*	*	*	*	*	*	*	*	*	*	*	*	*	*	*	*	*	*	*	*
11/07/2024	20:00	*	*	*	*	*	*	*	*	*	*	*	*	*	*	*	*	*	*	*	*	*	*	*	*	*	*
11/07/2024	21:00	*	*	*	*	*	*	*	*	*	*	*	*	*	*	*	*	*	*	*	*	*	*	*	*	*	*
11/07/2024	22:00	*	*	*	*	*	*	*	*	*	*	*	*	*	*	*	*	*	*	*	*	*	*	*	*	*	*
11/07/2024	23:00	*	*	*	*	*	*	*	*	*	*	*	*	*	*	*	*	*	*	*	*	*	*	*	*	*	*
24 Hr Summary		0	0	0	0	0	0	0	0	0	0	0	0	0	0	0	0	0	0	0	0	0	0	0	*	*	*

Incoming Histogram

Siingleton Hill July 2024

from Wed-Jun-19-2024-09-00-AM to Mon-Aug-05-2024-11-59-AM

Date	Starting Hr:min	<15	15 to <20	20 to <25	25 to <30	30 to <35	35 to <40	40 to <45	45 to <50	50 to <55	55 to <60	60 to <65	65 to <70	70 to <75	75 to <80	80 to <85	85 to <90	90 to <95	95 to <100	100 to >105	Total Counts	Avg Speed (MPH)	85pct Speed	10MPH Pace	% in pace	# of Speeders	% Speeders
12/07/2024	00:00	*	*	*	*	*	*	*	*	*	*	*	*	*	*	*	*	*	*	*	*	*	*	*	*	*	*
12/07/2024	01:00	*	*	*	*	*	*	*	*	*	*	*	*	*	*	*	*	*	*	*	*	*	*	*	*	*	*
12/07/2024	02:00	*	*	*	*	*	*	*	*	*	*	*	*	*	*	*	*	*	*	*	*	*	*	*	*	*	*
12/07/2024	03:00	*	*	*	*	*	*	*	*	*	*	*	*	*	*	*	*	*	*	*	*	*	*	*	*	*	*
12/07/2024	04:00	*	*	*	*	*	*	*	*	*	*	*	*	*	*	*	*	*	*	*	*	*	*	*	*	*	*
12/07/2024	05:00	*	*	*	*	*	*	*	*	*	*	*	*	*	*	*	*	*	*	*	*	*	*	*	*	*	*
12/07/2024	06:00	*	*	*	*	*	*	*	*	*	*	*	*	*	*	*	*	*	*	*	*	*	*	*	*	*	*
12/07/2024	07:00	*	*	*	*	*	*	*	*	*	*	*	*	*	*	*	*	*	*	*	*	*	*	*	*	*	*
12/07/2024	08:00	*	*	*	*	*	*	*	*	*	*	*	*	*	*	*	*	*	*	*	*	*	*	*	*	*	*
12/07/2024	09:00	*	*	*	*	*	*	*	*	*	*	*	*	*	*	*	*	*	*	*	*	*	*	*	*	*	*
12/07/2024	10:00	*	*	*	*	*	*	*	*	*	*	*	*	*	*	*	*	*	*	*	*	*	*	*	*	*	*
12/07/2024	11:00	*	*	*	*	*	*	*	*	*	*	*	*	*	*	*	*	*	*	*	*	*	*	*	*	*	*
12/07/2024	12:00	*	*	*	*	*	*	*	*	*	*	*	*	*	*	*	*	*	*	*	*	*	*	*	*	*	*
12/07/2024	13:00	*	*	*	*	*	*	*	*	*	*	*	*	*	*	*	*	*	*	*	*	*	*	*	*	*	*
12/07/2024	14:00	*	*	*	*	*	*	*	*	*	*	*	*	*	*	*	*	*	*	*	*	*	*	*	*	*	*
12/07/2024	15:00	*	*	*	*	*	*	*	*	*	*	*	*	*	*	*	*	*	*	*	*	*	*	*	*	*	*
12/07/2024	16:00	*	*	*	*	*	*	*	*	*	*	*	*	*	*	*	*	*	*	*	*	*	*	*	*	*	*
12/07/2024	17:00	*	*	*	*	*	*	*	*	*	*	*	*	*	*	*	*	*	*	*	*	*	*	*	*	*	*
12/07/2024	18:00	*	*	*	*	*	*	*	*	*	*	*	*	*	*	*	*	*	*	*	*	*	*	*	*	*	*
12/07/2024	19:00	*	*	*	*	*	*	*	*	*	*	*	*	*	*	*	*	*	*	*	*	*	*	*	*	*	*
12/07/2024	20:00	*	*	*	*	*	*	*	*	*	*	*	*	*	*	*	*	*	*	*	*	*	*	*	*	*	*
12/07/2024	21:00	*	*	*	*	*	*	*	*	*	*	*	*	*	*	*	*	*	*	*	*	*	*	*	*	*	*
12/07/2024	22:00	*	*	*	*	*	*	*	*	*	*	*	*	*	*	*	*	*	*	*	*	*	*	*	*	*	*
12/07/2024	23:00	*	*	*	*	*	*	*	*	*	*	*	*	*	*	*	*	*	*	*	*	*	*	*	*	*	*
24 Hr Summary		0	0	0	0	0	0	0	0	0	0	0	0	0	0	0	0	0	0	0	0	0	0	0	*	*	*

Incoming Histogram

Siingleton Hill July 2024

from Wed-Jun-19-2024-09-00-AM to Mon-Aug-05-2024-11-59-AM

Date	Starting Hr:min	<15	15 to <20	20 to <25	25 to <30	30 to <35	35 to <40	40 to <45	45 to <50	50 to <55	55 to <60	60 to <65	65 to <70	70 to <75	75 to <80	80 to <85	85 to <90	90 to <95	95 to <100	100 to >105	Total Counts	Avg Speed (MPH)	85pct Speed	10MPH Pace	% in pace	# of Speeders	% Speeders
13/07/2024	00:00	*	*	*	*	*	*	*	*	*	*	*	*	*	*	*	*	*	*	*	*	*	*	*	*	*	*
13/07/2024	01:00	*	*	*	*	*	*	*	*	*	*	*	*	*	*	*	*	*	*	*	*	*	*	*	*	*	*
13/07/2024	02:00	*	*	*	*	*	*	*	*	*	*	*	*	*	*	*	*	*	*	*	*	*	*	*	*	*	*
13/07/2024	03:00	*	*	*	*	*	*	*	*	*	*	*	*	*	*	*	*	*	*	*	*	*	*	*	*	*	*
13/07/2024	04:00	*	*	*	*	*	*	*	*	*	*	*	*	*	*	*	*	*	*	*	*	*	*	*	*	*	*
13/07/2024	05:00	*	*	*	*	*	*	*	*	*	*	*	*	*	*	*	*	*	*	*	*	*	*	*	*	*	*
13/07/2024	06:00	*	*	*	*	*	*	*	*	*	*	*	*	*	*	*	*	*	*	*	*	*	*	*	*	*	*
13/07/2024	07:00	*	*	*	*	*	*	*	*	*	*	*	*	*	*	*	*	*	*	*	*	*	*	*	*	*	*
13/07/2024	08:00	*	*	*	*	*	*	*	*	*	*	*	*	*	*	*	*	*	*	*	*	*	*	*	*	*	*
13/07/2024	09:00	*	*	*	*	*	*	*	*	*	*	*	*	*	*	*	*	*	*	*	*	*	*	*	*	*	*
13/07/2024	10:00	*	*	*	*	*	*	*	*	*	*	*	*	*	*	*	*	*	*	*	*	*	*	*	*	*	*
13/07/2024	11:00	*	*	*	*	*	*	*	*	*	*	*	*	*	*	*	*	*	*	*	*	*	*	*	*	*	*
13/07/2024	12:00	*	*	*	*	*	*	*	*	*	*	*	*	*	*	*	*	*	*	*	*	*	*	*	*	*	*
13/07/2024	13:00	*	*	*	*	*	*	*	*	*	*	*	*	*	*	*	*	*	*	*	*	*	*	*	*	*	*
13/07/2024	14:00	*	*	*	*	*	*	*	*	*	*	*	*	*	*	*	*	*	*	*	*	*	*	*	*	*	*
13/07/2024	15:00	*	*	*	*	*	*	*	*	*	*	*	*	*	*	*	*	*	*	*	*	*	*	*	*	*	*
13/07/2024	16:00	*	*	*	*	*	*	*	*	*	*	*	*	*	*	*	*	*	*	*	*	*	*	*	*	*	*
13/07/2024	17:00	*	*	*	*	*	*	*	*	*	*	*	*	*	*	*	*	*	*	*	*	*	*	*	*	*	*
13/07/2024	18:00	*	*	*	*	*	*	*	*	*	*	*	*	*	*	*	*	*	*	*	*	*	*	*	*	*	*
13/07/2024	19:00	*	*	*	*	*	*	*	*	*	*	*	*	*	*	*	*	*	*	*	*	*	*	*	*	*	*
13/07/2024	20:00	*	*	*	*	*	*	*	*	*	*	*	*	*	*	*	*	*	*	*	*	*	*	*	*	*	*
13/07/2024	21:00	*	*	*	*	*	*	*	*	*	*	*	*	*	*	*	*	*	*	*	*	*	*	*	*	*	*
13/07/2024	22:00	*	*	*	*	*	*	*	*	*	*	*	*	*	*	*	*	*	*	*	*	*	*	*	*	*	*
13/07/2024	23:00	*	*	*	*	*	*	*	*	*	*	*	*	*	*	*	*	*	*	*	*	*	*	*	*	*	*
24 Hr Summary		0	0	0	0	0	0	0	0	0	0	0	0	0	0	0	0	0	0	0	0	0	0	0	*	*	*

Incoming Histogram

Siingleton Hill July 2024

from Wed-Jun-19-2024-09-00-AM to Mon-Aug-05-2024-11-59-AM

Date	Starting Hr:min	<15	15 to <20	20 to <25	25 to <30	30 to <35	35 to <40	40 to <45	45 to <50	50 to <55	55 to <60	60 to <65	65 to <70	70 to <75	75 to <80	80 to <85	85 to <90	90 to <95	95 to <100	100 to >105	Total Counts	Avg Speed (MPH)	85pct Speed	10MPH Pace	% in pace	# of Speeders	% Speeders
14/07/2024	00:00	*	*	*	*	*	*	*	*	*	*	*	*	*	*	*	*	*	*	*	*	*	*	*	*	*	*
14/07/2024	01:00	*	*	*	*	*	*	*	*	*	*	*	*	*	*	*	*	*	*	*	*	*	*	*	*	*	*
14/07/2024	02:00	*	*	*	*	*	*	*	*	*	*	*	*	*	*	*	*	*	*	*	*	*	*	*	*	*	*
14/07/2024	03:00	*	*	*	*	*	*	*	*	*	*	*	*	*	*	*	*	*	*	*	*	*	*	*	*	*	*
14/07/2024	04:00	*	*	*	*	*	*	*	*	*	*	*	*	*	*	*	*	*	*	*	*	*	*	*	*	*	*
14/07/2024	05:00	*	*	*	*	*	*	*	*	*	*	*	*	*	*	*	*	*	*	*	*	*	*	*	*	*	*
14/07/2024	06:00	*	*	*	*	*	*	*	*	*	*	*	*	*	*	*	*	*	*	*	*	*	*	*	*	*	*
14/07/2024	07:00	*	*	*	*	*	*	*	*	*	*	*	*	*	*	*	*	*	*	*	*	*	*	*	*	*	*
14/07/2024	08:00	*	*	*	*	*	*	*	*	*	*	*	*	*	*	*	*	*	*	*	*	*	*	*	*	*	*
14/07/2024	09:00	*	*	*	*	*	*	*	*	*	*	*	*	*	*	*	*	*	*	*	*	*	*	*	*	*	*
14/07/2024	10:00	*	*	*	*	*	*	*	*	*	*	*	*	*	*	*	*	*	*	*	*	*	*	*	*	*	*
14/07/2024	11:00	*	*	*	*	*	*	*	*	*	*	*	*	*	*	*	*	*	*	*	*	*	*	*	*	*	*
14/07/2024	12:00	*	*	*	*	*	*	*	*	*	*	*	*	*	*	*	*	*	*	*	*	*	*	*	*	*	*
14/07/2024	13:00	*	*	*	*	*	*	*	*	*	*	*	*	*	*	*	*	*	*	*	*	*	*	*	*	*	*
14/07/2024	14:00	*	*	*	*	*	*	*	*	*	*	*	*	*	*	*	*	*	*	*	*	*	*	*	*	*	*
14/07/2024	15:00	*	*	*	*	*	*	*	*	*	*	*	*	*	*	*	*	*	*	*	*	*	*	*	*	*	*
14/07/2024	16:00	*	*	*	*	*	*	*	*	*	*	*	*	*	*	*	*	*	*	*	*	*	*	*	*	*	*
14/07/2024	17:00	*	*	*	*	*	*	*	*	*	*	*	*	*	*	*	*	*	*	*	*	*	*	*	*	*	*
14/07/2024	18:00	*	*	*	*	*	*	*	*	*	*	*	*	*	*	*	*	*	*	*	*	*	*	*	*	*	*
14/07/2024	19:00	*	*	*	*	*	*	*	*	*	*	*	*	*	*	*	*	*	*	*	*	*	*	*	*	*	*
14/07/2024	20:00	*	*	*	*	*	*	*	*	*	*	*	*	*	*	*	*	*	*	*	*	*	*	*	*	*	*
14/07/2024	21:00	*	*	*	*	*	*	*	*	*	*	*	*	*	*	*	*	*	*	*	*	*	*	*	*	*	*
14/07/2024	22:00	*	*	*	*	*	*	*	*	*	*	*	*	*	*	*	*	*	*	*	*	*	*	*	*	*	*
14/07/2024	23:00	*	*	*	*	*	*	*	*	*	*	*	*	*	*	*	*	*	*	*	*	*	*	*	*	*	*
24 Hr Summary		0	0	0	0	0	0	0	0	0	0	0	0	0	0	0	0	0	0	0	0	0	0	0	*	*	*

Incoming Histogram

Siingleton Hill July 2024

from Wed-Jun-19-2024-09-00-AM to Mon-Aug-05-2024-11-59-AM

Date	Starting Hr:min	<15	15 to <20	20 to <25	25 to <30	30 to <35	35 to <40	40 to <45	45 to <50	50 to <55	55 to <60	60 to <65	65 to <70	70 to <75	75 to <80	80 to <85	85 to <90	90 to <95	95 to <100	100 to >105	Total Counts	Avg Speed (MPH)	85pct Speed	10MPH Pace	% in pace	# of Speeders	% Speeders
15/07/2024	00:00	*	*	*	*	*	*	*	*	*	*	*	*	*	*	*	*	*	*	*	*	*	*	*	*	*	*
15/07/2024	01:00	*	*	*	*	*	*	*	*	*	*	*	*	*	*	*	*	*	*	*	*	*	*	*	*	*	*
15/07/2024	02:00	*	*	*	*	*	*	*	*	*	*	*	*	*	*	*	*	*	*	*	*	*	*	*	*	*	*
15/07/2024	03:00	*	*	*	*	*	*	*	*	*	*	*	*	*	*	*	*	*	*	*	*	*	*	*	*	*	*
15/07/2024	04:00	*	*	*	*	*	*	*	*	*	*	*	*	*	*	*	*	*	*	*	*	*	*	*	*	*	*
15/07/2024	05:00	*	*	*	*	*	*	*	*	*	*	*	*	*	*	*	*	*	*	*	*	*	*	*	*	*	*
15/07/2024	06:00	*	*	*	*	*	*	*	*	*	*	*	*	*	*	*	*	*	*	*	*	*	*	*	*	*	*
15/07/2024	07:00	*	*	*	*	*	*	*	*	*	*	*	*	*	*	*	*	*	*	*	*	*	*	*	*	*	*
15/07/2024	08:00	*	*	*	*	*	*	*	*	*	*	*	*	*	*	*	*	*	*	*	*	*	*	*	*	*	*
15/07/2024	09:00	*	*	*	*	*	*	*	*	*	*	*	*	*	*	*	*	*	*	*	*	*	*	*	*	*	*
15/07/2024	10:00	*	*	*	*	*	*	*	*	*	*	*	*	*	*	*	*	*	*	*	*	*	*	*	*	*	*
15/07/2024	11:00	*	*	*	*	*	*	*	*	*	*	*	*	*	*	*	*	*	*	*	*	*	*	*	*	*	*
15/07/2024	12:00	*	*	*	*	*	*	*	*	*	*	*	*	*	*	*	*	*	*	*	*	*	*	*	*	*	*
15/07/2024	13:00	*	*	*	*	*	*	*	*	*	*	*	*	*	*	*	*	*	*	*	*	*	*	*	*	*	*
15/07/2024	14:00	*	*	*	*	*	*	*	*	*	*	*	*	*	*	*	*	*	*	*	*	*	*	*	*	*	*
15/07/2024	15:00	*	*	*	*	*	*	*	*	*	*	*	*	*	*	*	*	*	*	*	*	*	*	*	*	*	*
15/07/2024	16:00	*	*	*	*	*	*	*	*	*	*	*	*	*	*	*	*	*	*	*	*	*	*	*	*	*	*
15/07/2024	17:00	*	*	*	*	*	*	*	*	*	*	*	*	*	*	*	*	*	*	*	*	*	*	*	*	*	*
15/07/2024	18:00	*	*	*	*	*	*	*	*	*	*	*	*	*	*	*	*	*	*	*	*	*	*	*	*	*	*
15/07/2024	19:00	*	*	*	*	*	*	*	*	*	*	*	*	*	*	*	*	*	*	*	*	*	*	*	*	*	*
15/07/2024	20:00	*	*	*	*	*	*	*	*	*	*	*	*	*	*	*	*	*	*	*	*	*	*	*	*	*	*
15/07/2024	21:00	*	*	*	*	*	*	*	*	*	*	*	*	*	*	*	*	*	*	*	*	*	*	*	*	*	*
15/07/2024	22:00	*	*	*	*	*	*	*	*	*	*	*	*	*	*	*	*	*	*	*	*	*	*	*	*	*	*
15/07/2024	23:00	*	*	*	*	*	*	*	*	*	*	*	*	*	*	*	*	*	*	*	*	*	*	*	*	*	*
24 Hr Summary		0	0	0	0	0	0	0	0	0	0	0	0	0	0	0	0	0	0	0	0	0	0	0	*	*	*

Incoming Histogram

Siingleton Hill July 2024

from Wed-Jun-19-2024-09-00-AM to Mon-Aug-05-2024-11-59-AM

Date	Starting Hr:min	<15	15 to <20	20 to <25	25 to <30	30 to <35	35 to <40	40 to <45	45 to <50	50 to <55	55 to <60	60 to <65	65 to <70	70 to <75	75 to <80	80 to <85	85 to <90	90 to <95	95 to <100	100 to >105	Total Counts	Avg Speed (MPH)	85pct Speed	10MPH Pace	% in pace	# of Speeders	% Speeders
16/07/2024	00:00	*	*	*	*	*	*	*	*	*	*	*	*	*	*	*	*	*	*	*	*	*	*	*	*	*	*
16/07/2024	01:00	*	*	*	*	*	*	*	*	*	*	*	*	*	*	*	*	*	*	*	*	*	*	*	*	*	*
16/07/2024	02:00	*	*	*	*	*	*	*	*	*	*	*	*	*	*	*	*	*	*	*	*	*	*	*	*	*	*
16/07/2024	03:00	*	*	*	*	*	*	*	*	*	*	*	*	*	*	*	*	*	*	*	*	*	*	*	*	*	*
16/07/2024	04:00	*	*	*	*	*	*	*	*	*	*	*	*	*	*	*	*	*	*	*	*	*	*	*	*	*	*
16/07/2024	05:00	*	*	*	*	*	*	*	*	*	*	*	*	*	*	*	*	*	*	*	*	*	*	*	*	*	*
16/07/2024	06:00	*	*	*	*	*	*	*	*	*	*	*	*	*	*	*	*	*	*	*	*	*	*	*	*	*	*
16/07/2024	07:00	*	*	*	*	*	*	*	*	*	*	*	*	*	*	*	*	*	*	*	*	*	*	*	*	*	*
16/07/2024	08:00	*	*	*	*	*	*	*	*	*	*	*	*	*	*	*	*	*	*	*	*	*	*	*	*	*	*
16/07/2024	09:00	*	*	*	*	*	*	*	*	*	*	*	*	*	*	*	*	*	*	*	*	*	*	*	*	*	*
16/07/2024	10:00	*	*	*	*	*	*	*	*	*	*	*	*	*	*	*	*	*	*	*	*	*	*	*	*	*	*
16/07/2024	11:00	*	*	*	*	*	*	*	*	*	*	*	*	*	*	*	*	*	*	*	*	*	*	*	*	*	*
16/07/2024	12:00	*	*	*	*	*	*	*	*	*	*	*	*	*	*	*	*	*	*	*	*	*	*	*	*	*	*
16/07/2024	13:00	*	*	*	*	*	*	*	*	*	*	*	*	*	*	*	*	*	*	*	*	*	*	*	*	*	*
16/07/2024	14:00	*	*	*	*	*	*	*	*	*	*	*	*	*	*	*	*	*	*	*	*	*	*	*	*	*	*
16/07/2024	15:00	*	*	*	*	*	*	*	*	*	*	*	*	*	*	*	*	*	*	*	*	*	*	*	*	*	*
16/07/2024	16:00	*	*	*	*	*	*	*	*	*	*	*	*	*	*	*	*	*	*	*	*	*	*	*	*	*	*
16/07/2024	17:00	*	*	*	*	*	*	*	*	*	*	*	*	*	*	*	*	*	*	*	*	*	*	*	*	*	*
16/07/2024	18:00	*	*	*	*	*	*	*	*	*	*	*	*	*	*	*	*	*	*	*	*	*	*	*	*	*	*
16/07/2024	19:00	*	*	*	*	*	*	*	*	*	*	*	*	*	*	*	*	*	*	*	*	*	*	*	*	*	*
16/07/2024	20:00	*	*	*	*	*	*	*	*	*	*	*	*	*	*	*	*	*	*	*	*	*	*	*	*	*	*
16/07/2024	21:00	*	*	*	*	*	*	*	*	*	*	*	*	*	*	*	*	*	*	*	*	*	*	*	*	*	*
16/07/2024	22:00	*	*	*	*	*	*	*	*	*	*	*	*	*	*	*	*	*	*	*	*	*	*	*	*	*	*
16/07/2024	23:00	*	*	*	*	*	*	*	*	*	*	*	*	*	*	*	*	*	*	*	*	*	*	*	*	*	*
24 Hr Summary		0	0	0	0	0	0	0	0	0	0	0	0	0	0	0	0	0	0	0	0	0	0	0	*	*	*

Incoming Histogram

Siingleton Hill July 2024

from Wed-Jun-19-2024-09-00-AM to Mon-Aug-05-2024-11-59-AM

Date	Starting Hr:min	<15	15 to <20	20 to <25	25 to <30	30 to <35	35 to <40	40 to <45	45 to <50	50 to <55	55 to <60	60 to <65	65 to <70	70 to <75	75 to <80	80 to <85	85 to <90	90 to <95	95 to <100	100 to >105	Total Counts	Avg Speed (MPH)	85pct Speed	10MPH Pace	% in pace	# of Speeders	% Speeders
17/07/2024	00:00	*	*	*	*	*	*	*	*	*	*	*	*	*	*	*	*	*	*	*	*	*	*	*	*	*	*
17/07/2024	01:00	*	*	*	*	*	*	*	*	*	*	*	*	*	*	*	*	*	*	*	*	*	*	*	*	*	*
17/07/2024	02:00	*	*	*	*	*	*	*	*	*	*	*	*	*	*	*	*	*	*	*	*	*	*	*	*	*	*
17/07/2024	03:00	*	*	*	*	*	*	*	*	*	*	*	*	*	*	*	*	*	*	*	*	*	*	*	*	*	*
17/07/2024	04:00	*	*	*	*	*	*	*	*	*	*	*	*	*	*	*	*	*	*	*	*	*	*	*	*	*	*
17/07/2024	05:00	*	*	*	*	*	*	*	*	*	*	*	*	*	*	*	*	*	*	*	*	*	*	*	*	*	*
17/07/2024	06:00	*	*	*	*	*	*	*	*	*	*	*	*	*	*	*	*	*	*	*	*	*	*	*	*	*	*
17/07/2024	07:00	*	*	*	*	*	*	*	*	*	*	*	*	*	*	*	*	*	*	*	*	*	*	*	*	*	*
17/07/2024	08:00	*	*	*	*	*	*	*	*	*	*	*	*	*	*	*	*	*	*	*	*	*	*	*	*	*	*
17/07/2024	09:00	*	*	*	*	*	*	*	*	*	*	*	*	*	*	*	*	*	*	*	*	*	*	*	*	*	*
17/07/2024	10:00	*	*	*	*	*	*	*	*	*	*	*	*	*	*	*	*	*	*	*	*	*	*	*	*	*	*
17/07/2024	11:00	*	*	*	*	*	*	*	*	*	*	*	*	*	*	*	*	*	*	*	*	*	*	*	*	*	*
17/07/2024	12:00	*	*	*	*	*	*	*	*	*	*	*	*	*	*	*	*	*	*	*	*	*	*	*	*	*	*
17/07/2024	13:00	*	*	*	*	*	*	*	*	*	*	*	*	*	*	*	*	*	*	*	*	*	*	*	*	*	*
17/07/2024	14:00	*	*	*	*	*	*	*	*	*	*	*	*	*	*	*	*	*	*	*	*	*	*	*	*	*	*
17/07/2024	15:00	*	*	*	*	*	*	*	*	*	*	*	*	*	*	*	*	*	*	*	*	*	*	*	*	*	*
17/07/2024	16:00	*	*	*	*	*	*	*	*	*	*	*	*	*	*	*	*	*	*	*	*	*	*	*	*	*	*
17/07/2024	17:00	*	*	*	*	*	*	*	*	*	*	*	*	*	*	*	*	*	*	*	*	*	*	*	*	*	*
17/07/2024	18:00	*	*	*	*	*	*	*	*	*	*	*	*	*	*	*	*	*	*	*	*	*	*	*	*	*	*
17/07/2024	19:00	*	*	*	*	*	*	*	*	*	*	*	*	*	*	*	*	*	*	*	*	*	*	*	*	*	*
17/07/2024	20:00	*	*	*	*	*	*	*	*	*	*	*	*	*	*	*	*	*	*	*	*	*	*	*	*	*	*
17/07/2024	21:00	*	*	*	*	*	*	*	*	*	*	*	*	*	*	*	*	*	*	*	*	*	*	*	*	*	*
17/07/2024	22:00	*	*	*	*	*	*	*	*	*	*	*	*	*	*	*	*	*	*	*	*	*	*	*	*	*	*
17/07/2024	23:00	*	*	*	*	*	*	*	*	*	*	*	*	*	*	*	*	*	*	*	*	*	*	*	*	*	*
24 Hr Summary		0	0	0	0	0	0	0	0	0	0	0	0	0	0	0	0	0	0	0	0	0	0	0	*	*	*

Incoming Histogram

Siingleton Hill July 2024

from Wed-Jun-19-2024-09-00-AM to Mon-Aug-05-2024-11-59-AM

Date	Starting Hr:min	<15	15 to <20	20 to <25	25 to <30	30 to <35	35 to <40	40 to <45	45 to <50	50 to <55	55 to <60	60 to <65	65 to <70	70 to <75	75 to <80	80 to <85	85 to <90	90 to <95	95 to <100	100 to >105	Total Counts	Avg Speed (MPH)	85pct Speed	10MPH Pace	% in pace	# of Speeders	% Speeders
18/07/2024	00:00	*	*	*	*	*	*	*	*	*	*	*	*	*	*	*	*	*	*	*	*	*	*	*	*	*	*
18/07/2024	01:00	*	*	*	*	*	*	*	*	*	*	*	*	*	*	*	*	*	*	*	*	*	*	*	*	*	*
18/07/2024	02:00	*	*	*	*	*	*	*	*	*	*	*	*	*	*	*	*	*	*	*	*	*	*	*	*	*	*
18/07/2024	03:00	*	*	*	*	*	*	*	*	*	*	*	*	*	*	*	*	*	*	*	*	*	*	*	*	*	*
18/07/2024	04:00	*	*	*	*	*	*	*	*	*	*	*	*	*	*	*	*	*	*	*	*	*	*	*	*	*	*
18/07/2024	05:00	*	*	*	*	*	*	*	*	*	*	*	*	*	*	*	*	*	*	*	*	*	*	*	*	*	*
18/07/2024	06:00	*	*	*	*	*	*	*	*	*	*	*	*	*	*	*	*	*	*	*	*	*	*	*	*	*	*
18/07/2024	07:00	*	*	*	*	*	*	*	*	*	*	*	*	*	*	*	*	*	*	*	*	*	*	*	*	*	*
18/07/2024	08:00	*	*	*	*	*	*	*	*	*	*	*	*	*	*	*	*	*	*	*	*	*	*	*	*	*	*
18/07/2024	09:00	*	*	*	*	*	*	*	*	*	*	*	*	*	*	*	*	*	*	*	*	*	*	*	*	*	*
18/07/2024	10:00	*	*	*	*	*	*	*	*	*	*	*	*	*	*	*	*	*	*	*	*	*	*	*	*	*	*
18/07/2024	11:00	*	*	*	*	*	*	*	*	*	*	*	*	*	*	*	*	*	*	*	*	*	*	*	*	*	*
18/07/2024	12:00	*	*	*	*	*	*	*	*	*	*	*	*	*	*	*	*	*	*	*	*	*	*	*	*	*	*
18/07/2024	13:00	*	*	*	*	*	*	*	*	*	*	*	*	*	*	*	*	*	*	*	*	*	*	*	*	*	*
18/07/2024	14:00	*	*	*	*	*	*	*	*	*	*	*	*	*	*	*	*	*	*	*	*	*	*	*	*	*	*
18/07/2024	15:00	*	*	*	*	*	*	*	*	*	*	*	*	*	*	*	*	*	*	*	*	*	*	*	*	*	*
18/07/2024	16:00	*	*	*	*	*	*	*	*	*	*	*	*	*	*	*	*	*	*	*	*	*	*	*	*	*	*
18/07/2024	17:00	*	*	*	*	*	*	*	*	*	*	*	*	*	*	*	*	*	*	*	*	*	*	*	*	*	*
18/07/2024	18:00	*	*	*	*	*	*	*	*	*	*	*	*	*	*	*	*	*	*	*	*	*	*	*	*	*	*
18/07/2024	19:00	*	*	*	*	*	*	*	*	*	*	*	*	*	*	*	*	*	*	*	*	*	*	*	*	*	*
18/07/2024	20:00	*	*	*	*	*	*	*	*	*	*	*	*	*	*	*	*	*	*	*	*	*	*	*	*	*	*
18/07/2024	21:00	*	*	*	*	*	*	*	*	*	*	*	*	*	*	*	*	*	*	*	*	*	*	*	*	*	*
18/07/2024	22:00	*	*	*	*	*	*	*	*	*	*	*	*	*	*	*	*	*	*	*	*	*	*	*	*	*	*
18/07/2024	23:00	*	*	*	*	*	*	*	*	*	*	*	*	*	*	*	*	*	*	*	*	*	*	*	*	*	*
24 Hr Summary		0	0	0	0	0	0	0	0	0	0	0	0	0	0	0	0	0	0	0	0	0	0	0	*	*	*

Incoming Histogram

Siingleton Hill July 2024

from Wed-Jun-19-2024-09-00-AM to Mon-Aug-05-2024-11-59-AM

Date	Starting Hr:min	<15	15 to <20	20 to <25	25 to <30	30 to <35	35 to <40	40 to <45	45 to <50	50 to <55	55 to <60	60 to <65	65 to <70	70 to <75	75 to <80	80 to <85	85 to <90	90 to <95	95 to <100	100 to >105	Total Counts	Avg Speed (MPH)	85pct Speed	10MPH Pace	% in pace	# of Speeders	% Speeders
19/07/2024	00:00	*	*	*	*	*	*	*	*	*	*	*	*	*	*	*	*	*	*	*	*	*	*	*	*	*	*
19/07/2024	01:00	*	*	*	*	*	*	*	*	*	*	*	*	*	*	*	*	*	*	*	*	*	*	*	*	*	*
19/07/2024	02:00	*	*	*	*	*	*	*	*	*	*	*	*	*	*	*	*	*	*	*	*	*	*	*	*	*	*
19/07/2024	03:00	*	*	*	*	*	*	*	*	*	*	*	*	*	*	*	*	*	*	*	*	*	*	*	*	*	*
19/07/2024	04:00	*	*	*	*	*	*	*	*	*	*	*	*	*	*	*	*	*	*	*	*	*	*	*	*	*	*
19/07/2024	05:00	*	*	*	*	*	*	*	*	*	*	*	*	*	*	*	*	*	*	*	*	*	*	*	*	*	*
19/07/2024	06:00	*	*	*	*	*	*	*	*	*	*	*	*	*	*	*	*	*	*	*	*	*	*	*	*	*	*
19/07/2024	07:00	*	*	*	*	*	*	*	*	*	*	*	*	*	*	*	*	*	*	*	*	*	*	*	*	*	*
19/07/2024	08:00	*	*	*	*	*	*	*	*	*	*	*	*	*	*	*	*	*	*	*	*	*	*	*	*	*	*
19/07/2024	09:00	*	*	*	*	*	*	*	*	*	*	*	*	*	*	*	*	*	*	*	*	*	*	*	*	*	*
19/07/2024	10:00	*	*	*	*	*	*	*	*	*	*	*	*	*	*	*	*	*	*	*	*	*	*	*	*	*	*
19/07/2024	11:00	*	*	*	*	*	*	*	*	*	*	*	*	*	*	*	*	*	*	*	*	*	*	*	*	*	*
19/07/2024	12:00	*	*	*	*	*	*	*	*	*	*	*	*	*	*	*	*	*	*	*	*	*	*	*	*	*	*
19/07/2024	13:00	*	*	*	*	*	*	*	*	*	*	*	*	*	*	*	*	*	*	*	*	*	*	*	*	*	*
19/07/2024	14:00	*	*	*	*	*	*	*	*	*	*	*	*	*	*	*	*	*	*	*	*	*	*	*	*	*	*
19/07/2024	15:00	*	*	*	*	*	*	*	*	*	*	*	*	*	*	*	*	*	*	*	*	*	*	*	*	*	*
19/07/2024	16:00	*	*	*	*	*	*	*	*	*	*	*	*	*	*	*	*	*	*	*	*	*	*	*	*	*	*
19/07/2024	17:00	*	*	*	*	*	*	*	*	*	*	*	*	*	*	*	*	*	*	*	*	*	*	*	*	*	*
19/07/2024	18:00	*	*	*	*	*	*	*	*	*	*	*	*	*	*	*	*	*	*	*	*	*	*	*	*	*	*
19/07/2024	19:00	*	*	*	*	*	*	*	*	*	*	*	*	*	*	*	*	*	*	*	*	*	*	*	*	*	*
19/07/2024	20:00	*	*	*	*	*	*	*	*	*	*	*	*	*	*	*	*	*	*	*	*	*	*	*	*	*	*
19/07/2024	21:00	*	*	*	*	*	*	*	*	*	*	*	*	*	*	*	*	*	*	*	*	*	*	*	*	*	*
19/07/2024	22:00	*	*	*	*	*	*	*	*	*	*	*	*	*	*	*	*	*	*	*	*	*	*	*	*	*	*
19/07/2024	23:00	*	*	*	*	*	*	*	*	*	*	*	*	*	*	*	*	*	*	*	*	*	*	*	*	*	*
24 Hr Summary		0	0	0	0	0	0	0	0	0	0	0	0	0	0	0	0	0	0	0	0	0	0	0	*	*	*

Incoming Histogram

Siingleton Hill July 2024

from Wed-Jun-19-2024-09-00-AM to Mon-Aug-05-2024-11-59-AM

Date	Starting Hr:min	<15	15 to <20	20 to <25	25 to <30	30 to <35	35 to <40	40 to <45	45 to <50	50 to <55	55 to <60	60 to <65	65 to <70	70 to <75	75 to <80	80 to <85	85 to <90	90 to <95	95 to <100	100 to >105	Total Counts	Avg Speed (MPH)	85pct Speed	10MPH Pace	% in pace	# of Speeders	% Speeders
20/07/2024	00:00	*	*	*	*	*	*	*	*	*	*	*	*	*	*	*	*	*	*	*	*	*	*	*	*	*	*
20/07/2024	01:00	*	*	*	*	*	*	*	*	*	*	*	*	*	*	*	*	*	*	*	*	*	*	*	*	*	*
20/07/2024	02:00	*	*	*	*	*	*	*	*	*	*	*	*	*	*	*	*	*	*	*	*	*	*	*	*	*	*
20/07/2024	03:00	*	*	*	*	*	*	*	*	*	*	*	*	*	*	*	*	*	*	*	*	*	*	*	*	*	*
20/07/2024	04:00	*	*	*	*	*	*	*	*	*	*	*	*	*	*	*	*	*	*	*	*	*	*	*	*	*	*
20/07/2024	05:00	*	*	*	*	*	*	*	*	*	*	*	*	*	*	*	*	*	*	*	*	*	*	*	*	*	*
20/07/2024	06:00	*	*	*	*	*	*	*	*	*	*	*	*	*	*	*	*	*	*	*	*	*	*	*	*	*	*
20/07/2024	07:00	*	*	*	*	*	*	*	*	*	*	*	*	*	*	*	*	*	*	*	*	*	*	*	*	*	*
20/07/2024	08:00	*	*	*	*	*	*	*	*	*	*	*	*	*	*	*	*	*	*	*	*	*	*	*	*	*	*
20/07/2024	09:00	*	*	*	*	*	*	*	*	*	*	*	*	*	*	*	*	*	*	*	*	*	*	*	*	*	*
20/07/2024	10:00	*	*	*	*	*	*	*	*	*	*	*	*	*	*	*	*	*	*	*	*	*	*	*	*	*	*
20/07/2024	11:00	*	*	*	*	*	*	*	*	*	*	*	*	*	*	*	*	*	*	*	*	*	*	*	*	*	*
20/07/2024	12:00	*	*	*	*	*	*	*	*	*	*	*	*	*	*	*	*	*	*	*	*	*	*	*	*	*	*
20/07/2024	13:00	*	*	*	*	*	*	*	*	*	*	*	*	*	*	*	*	*	*	*	*	*	*	*	*	*	*
20/07/2024	14:00	*	*	*	*	*	*	*	*	*	*	*	*	*	*	*	*	*	*	*	*	*	*	*	*	*	*
20/07/2024	15:00	*	*	*	*	*	*	*	*	*	*	*	*	*	*	*	*	*	*	*	*	*	*	*	*	*	*
20/07/2024	16:00	*	*	*	*	*	*	*	*	*	*	*	*	*	*	*	*	*	*	*	*	*	*	*	*	*	*
20/07/2024	17:00	*	*	*	*	*	*	*	*	*	*	*	*	*	*	*	*	*	*	*	*	*	*	*	*	*	*
20/07/2024	18:00	*	*	*	*	*	*	*	*	*	*	*	*	*	*	*	*	*	*	*	*	*	*	*	*	*	*
20/07/2024	19:00	*	*	*	*	*	*	*	*	*	*	*	*	*	*	*	*	*	*	*	*	*	*	*	*	*	*
20/07/2024	20:00	*	*	*	*	*	*	*	*	*	*	*	*	*	*	*	*	*	*	*	*	*	*	*	*	*	*
20/07/2024	21:00	*	*	*	*	*	*	*	*	*	*	*	*	*	*	*	*	*	*	*	*	*	*	*	*	*	*
20/07/2024	22:00	*	*	*	*	*	*	*	*	*	*	*	*	*	*	*	*	*	*	*	*	*	*	*	*	*	*
20/07/2024	23:00	*	*	*	*	*	*	*	*	*	*	*	*	*	*	*	*	*	*	*	*	*	*	*	*	*	*
24 Hr Summary		0	0	0	0	0	0	0	0	0	0	0	0	0	0	0	0	0	0	0	0	0	0	0	*	*	*

Incoming Histogram

Siingleton Hill July 2024

from Wed-Jun-19-2024-09-00-AM to Mon-Aug-05-2024-11-59-AM

Date	Starting Hr:min	<15	15 to <20	20 to <25	25 to <30	30 to <35	35 to <40	40 to <45	45 to <50	50 to <55	55 to <60	60 to <65	65 to <70	70 to <75	75 to <80	80 to <85	85 to <90	90 to <95	95 to <100	100 to >105	Total Counts	Avg Speed (MPH)	85pct Speed	10MPH Pace	% in pace	# of Speeders	% Speeders
21/07/2024	00:00	*	*	*	*	*	*	*	*	*	*	*	*	*	*	*	*	*	*	*	*	*	*	*	*	*	*
21/07/2024	01:00	*	*	*	*	*	*	*	*	*	*	*	*	*	*	*	*	*	*	*	*	*	*	*	*	*	*
21/07/2024	02:00	*	*	*	*	*	*	*	*	*	*	*	*	*	*	*	*	*	*	*	*	*	*	*	*	*	*
21/07/2024	03:00	*	*	*	*	*	*	*	*	*	*	*	*	*	*	*	*	*	*	*	*	*	*	*	*	*	*
21/07/2024	04:00	*	*	*	*	*	*	*	*	*	*	*	*	*	*	*	*	*	*	*	*	*	*	*	*	*	*
21/07/2024	05:00	*	*	*	*	*	*	*	*	*	*	*	*	*	*	*	*	*	*	*	*	*	*	*	*	*	*
21/07/2024	06:00	*	*	*	*	*	*	*	*	*	*	*	*	*	*	*	*	*	*	*	*	*	*	*	*	*	*
21/07/2024	07:00	*	*	*	*	*	*	*	*	*	*	*	*	*	*	*	*	*	*	*	*	*	*	*	*	*	*
21/07/2024	08:00	*	*	*	*	*	*	*	*	*	*	*	*	*	*	*	*	*	*	*	*	*	*	*	*	*	*
21/07/2024	09:00	*	*	*	*	*	*	*	*	*	*	*	*	*	*	*	*	*	*	*	*	*	*	*	*	*	*
21/07/2024	10:00	*	*	*	*	*	*	*	*	*	*	*	*	*	*	*	*	*	*	*	*	*	*	*	*	*	*
21/07/2024	11:00	*	*	*	*	*	*	*	*	*	*	*	*	*	*	*	*	*	*	*	*	*	*	*	*	*	*
21/07/2024	12:00	*	*	*	*	*	*	*	*	*	*	*	*	*	*	*	*	*	*	*	*	*	*	*	*	*	*
21/07/2024	13:00	*	*	*	*	*	*	*	*	*	*	*	*	*	*	*	*	*	*	*	*	*	*	*	*	*	*
21/07/2024	14:00	*	*	*	*	*	*	*	*	*	*	*	*	*	*	*	*	*	*	*	*	*	*	*	*	*	*
21/07/2024	15:00	*	*	*	*	*	*	*	*	*	*	*	*	*	*	*	*	*	*	*	*	*	*	*	*	*	*
21/07/2024	16:00	*	*	*	*	*	*	*	*	*	*	*	*	*	*	*	*	*	*	*	*	*	*	*	*	*	*
21/07/2024	17:00	*	*	*	*	*	*	*	*	*	*	*	*	*	*	*	*	*	*	*	*	*	*	*	*	*	*
21/07/2024	18:00	*	*	*	*	*	*	*	*	*	*	*	*	*	*	*	*	*	*	*	*	*	*	*	*	*	*
21/07/2024	19:00	*	*	*	*	*	*	*	*	*	*	*	*	*	*	*	*	*	*	*	*	*	*	*	*	*	*
21/07/2024	20:00	*	*	*	*	*	*	*	*	*	*	*	*	*	*	*	*	*	*	*	*	*	*	*	*	*	*
21/07/2024	21:00	*	*	*	*	*	*	*	*	*	*	*	*	*	*	*	*	*	*	*	*	*	*	*	*	*	*
21/07/2024	22:00	*	*	*	*	*	*	*	*	*	*	*	*	*	*	*	*	*	*	*	*	*	*	*	*	*	*
21/07/2024	23:00	*	*	*	*	*	*	*	*	*	*	*	*	*	*	*	*	*	*	*	*	*	*	*	*	*	*
24 Hr Summary		0	0	0	0	0	0	0	0	0	0	0	0	0	0	0	0	0	0	0	0	0	0	0	*	*	*

Incoming Histogram

Siingleton Hill July 2024

from Wed-Jun-19-2024-09-00-AM to Mon-Aug-05-2024-11-59-AM

Date	Starting Hr:min	<15	15 to <20	20 to <25	25 to <30	30 to <35	35 to <40	40 to <45	45 to <50	50 to <55	55 to <60	60 to <65	65 to <70	70 to <75	75 to <80	80 to <85	85 to <90	90 to <95	95 to <100	100 to >105	Total Counts	Avg Speed (MPH)	85pct Speed	10MPH Pace	% in pace	# of Speeders	% Speeders
22/07/2024	00:00	*	*	*	*	*	*	*	*	*	*	*	*	*	*	*	*	*	*	*	*	*	*	*	*	*	*
22/07/2024	01:00	*	*	*	*	*	*	*	*	*	*	*	*	*	*	*	*	*	*	*	*	*	*	*	*	*	*
22/07/2024	02:00	*	*	*	*	*	*	*	*	*	*	*	*	*	*	*	*	*	*	*	*	*	*	*	*	*	*
22/07/2024	03:00	*	*	*	*	*	*	*	*	*	*	*	*	*	*	*	*	*	*	*	*	*	*	*	*	*	*
22/07/2024	04:00	*	*	*	*	*	*	*	*	*	*	*	*	*	*	*	*	*	*	*	*	*	*	*	*	*	*
22/07/2024	05:00	*	*	*	*	*	*	*	*	*	*	*	*	*	*	*	*	*	*	*	*	*	*	*	*	*	*
22/07/2024	06:00	*	*	*	*	*	*	*	*	*	*	*	*	*	*	*	*	*	*	*	*	*	*	*	*	*	*
22/07/2024	07:00	*	*	*	*	*	*	*	*	*	*	*	*	*	*	*	*	*	*	*	*	*	*	*	*	*	*
22/07/2024	08:00	*	*	*	*	*	*	*	*	*	*	*	*	*	*	*	*	*	*	*	*	*	*	*	*	*	*
22/07/2024	09:00	*	*	*	*	*	*	*	*	*	*	*	*	*	*	*	*	*	*	*	*	*	*	*	*	*	*
22/07/2024	10:00	*	*	*	*	*	*	*	*	*	*	*	*	*	*	*	*	*	*	*	*	*	*	*	*	*	*
22/07/2024	11:00	*	*	*	*	*	*	*	*	*	*	*	*	*	*	*	*	*	*	*	*	*	*	*	*	*	*
22/07/2024	12:00	*	*	*	*	*	*	*	*	*	*	*	*	*	*	*	*	*	*	*	*	*	*	*	*	*	*
22/07/2024	13:00	*	*	*	*	*	*	*	*	*	*	*	*	*	*	*	*	*	*	*	*	*	*	*	*	*	*
22/07/2024	14:00	*	*	*	*	*	*	*	*	*	*	*	*	*	*	*	*	*	*	*	*	*	*	*	*	*	*
22/07/2024	15:00	*	*	*	*	*	*	*	*	*	*	*	*	*	*	*	*	*	*	*	*	*	*	*	*	*	*
22/07/2024	16:00	*	*	*	*	*	*	*	*	*	*	*	*	*	*	*	*	*	*	*	*	*	*	*	*	*	*
22/07/2024	17:00	*	*	*	*	*	*	*	*	*	*	*	*	*	*	*	*	*	*	*	*	*	*	*	*	*	*
22/07/2024	18:00	*	*	*	*	*	*	*	*	*	*	*	*	*	*	*	*	*	*	*	*	*	*	*	*	*	*
22/07/2024	19:00	*	*	*	*	*	*	*	*	*	*	*	*	*	*	*	*	*	*	*	*	*	*	*	*	*	*
22/07/2024	20:00	*	*	*	*	*	*	*	*	*	*	*	*	*	*	*	*	*	*	*	*	*	*	*	*	*	*
22/07/2024	21:00	*	*	*	*	*	*	*	*	*	*	*	*	*	*	*	*	*	*	*	*	*	*	*	*	*	*
22/07/2024	22:00	*	*	*	*	*	*	*	*	*	*	*	*	*	*	*	*	*	*	*	*	*	*	*	*	*	*
22/07/2024	23:00	*	*	*	*	*	*	*	*	*	*	*	*	*	*	*	*	*	*	*	*	*	*	*	*	*	*
24 Hr Summary		0	0	0	0	0	0	0	0	0	0	0	0	0	0	0	0	0	0	0	0	0	0	0	*	*	*

Incoming Histogram

Siingleton Hill July 2024

from Wed-Jun-19-2024-09-00-AM to Mon-Aug-05-2024-11-59-AM

Date	Starting Hr:min	<15	15 to <20	20 to <25	25 to <30	30 to <35	35 to <40	40 to <45	45 to <50	50 to <55	55 to <60	60 to <65	65 to <70	70 to <75	75 to <80	80 to <85	85 to <90	90 to <95	95 to <100	100 to >105	Total Counts	Avg Speed (MPH)	85pct Speed	10MPH Pace	% in pace	# of Speeders	% Speeders
23/07/2024	00:00	*	*	*	*	*	*	*	*	*	*	*	*	*	*	*	*	*	*	*	*	*	*	*	*	*	*
23/07/2024	01:00	*	*	*	*	*	*	*	*	*	*	*	*	*	*	*	*	*	*	*	*	*	*	*	*	*	*
23/07/2024	02:00	*	*	*	*	*	*	*	*	*	*	*	*	*	*	*	*	*	*	*	*	*	*	*	*	*	*
23/07/2024	03:00	*	*	*	*	*	*	*	*	*	*	*	*	*	*	*	*	*	*	*	*	*	*	*	*	*	*
23/07/2024	04:00	*	*	*	*	*	*	*	*	*	*	*	*	*	*	*	*	*	*	*	*	*	*	*	*	*	*
23/07/2024	05:00	*	*	*	*	*	*	*	*	*	*	*	*	*	*	*	*	*	*	*	*	*	*	*	*	*	*
23/07/2024	06:00	*	*	*	*	*	*	*	*	*	*	*	*	*	*	*	*	*	*	*	*	*	*	*	*	*	*
23/07/2024	07:00	*	*	*	*	*	*	*	*	*	*	*	*	*	*	*	*	*	*	*	*	*	*	*	*	*	*
23/07/2024	08:00	*	*	*	*	*	*	*	*	*	*	*	*	*	*	*	*	*	*	*	*	*	*	*	*	*	*
23/07/2024	09:00	*	*	*	*	*	*	*	*	*	*	*	*	*	*	*	*	*	*	*	*	*	*	*	*	*	*
23/07/2024	10:00	*	*	*	*	*	*	*	*	*	*	*	*	*	*	*	*	*	*	*	*	*	*	*	*	*	*
23/07/2024	11:00	*	*	*	*	*	*	*	*	*	*	*	*	*	*	*	*	*	*	*	*	*	*	*	*	*	*
23/07/2024	12:00	*	*	*	*	*	*	*	*	*	*	*	*	*	*	*	*	*	*	*	*	*	*	*	*	*	*
23/07/2024	13:00	*	*	*	*	*	*	*	*	*	*	*	*	*	*	*	*	*	*	*	*	*	*	*	*	*	*
23/07/2024	14:00	*	*	*	*	*	*	*	*	*	*	*	*	*	*	*	*	*	*	*	*	*	*	*	*	*	*
23/07/2024	15:00	*	*	*	*	*	*	*	*	*	*	*	*	*	*	*	*	*	*	*	*	*	*	*	*	*	*
23/07/2024	16:00	*	*	*	*	*	*	*	*	*	*	*	*	*	*	*	*	*	*	*	*	*	*	*	*	*	*
23/07/2024	17:00	*	*	*	*	*	*	*	*	*	*	*	*	*	*	*	*	*	*	*	*	*	*	*	*	*	*
23/07/2024	18:00	*	*	*	*	*	*	*	*	*	*	*	*	*	*	*	*	*	*	*	*	*	*	*	*	*	*
23/07/2024	19:00	*	*	*	*	*	*	*	*	*	*	*	*	*	*	*	*	*	*	*	*	*	*	*	*	*	*
23/07/2024	20:00	*	*	*	*	*	*	*	*	*	*	*	*	*	*	*	*	*	*	*	*	*	*	*	*	*	*
23/07/2024	21:00	*	*	*	*	*	*	*	*	*	*	*	*	*	*	*	*	*	*	*	*	*	*	*	*	*	*
23/07/2024	22:00	*	*	*	*	*	*	*	*	*	*	*	*	*	*	*	*	*	*	*	*	*	*	*	*	*	*
23/07/2024	23:00	*	*	*	*	*	*	*	*	*	*	*	*	*	*	*	*	*	*	*	*	*	*	*	*	*	*
24 Hr Summary		0	0	0	0	0	0	0	0	0	0	0	0	0	0	0	0	0	0	0	0	0	0	0	*	*	*

Incoming Histogram

Siingleton Hill July 2024

from Wed-Jun-19-2024-09-00-AM to Mon-Aug-05-2024-11-59-AM

Date	Starting Hr:min	<15	15 to <20	20 to <25	25 to <30	30 to <35	35 to <40	40 to <45	45 to <50	50 to <55	55 to <60	60 to <65	65 to <70	70 to <75	75 to <80	80 to <85	85 to <90	90 to <95	95 to <100	100 to >105	Total Counts	Avg Speed (MPH)	85pct Speed	10MPH Pace	% in pace	# of Speeders	% Speeders
24/07/2024	00:00	*	*	*	*	*	*	*	*	*	*	*	*	*	*	*	*	*	*	*	*	*	*	*	*	*	*
24/07/2024	01:00	*	*	*	*	*	*	*	*	*	*	*	*	*	*	*	*	*	*	*	*	*	*	*	*	*	*
24/07/2024	02:00	*	*	*	*	*	*	*	*	*	*	*	*	*	*	*	*	*	*	*	*	*	*	*	*	*	*
24/07/2024	03:00	*	*	*	*	*	*	*	*	*	*	*	*	*	*	*	*	*	*	*	*	*	*	*	*	*	*
24/07/2024	04:00	*	*	*	*	*	*	*	*	*	*	*	*	*	*	*	*	*	*	*	*	*	*	*	*	*	*
24/07/2024	05:00	*	*	*	*	*	*	*	*	*	*	*	*	*	*	*	*	*	*	*	*	*	*	*	*	*	*
24/07/2024	06:00	*	*	*	*	*	*	*	*	*	*	*	*	*	*	*	*	*	*	*	*	*	*	*	*	*	*
24/07/2024	07:00	*	*	*	*	*	*	*	*	*	*	*	*	*	*	*	*	*	*	*	*	*	*	*	*	*	*
24/07/2024	08:00	*	*	*	*	*	*	*	*	*	*	*	*	*	*	*	*	*	*	*	*	*	*	*	*	*	*
24/07/2024	09:00	*	*	*	*	*	*	*	*	*	*	*	*	*	*	*	*	*	*	*	*	*	*	*	*	*	*
24/07/2024	10:00	*	*	*	*	*	*	*	*	*	*	*	*	*	*	*	*	*	*	*	*	*	*	*	*	*	*
24/07/2024	11:00	*	*	*	*	*	*	*	*	*	*	*	*	*	*	*	*	*	*	*	*	*	*	*	*	*	*
24/07/2024	12:00	*	*	*	*	*	*	*	*	*	*	*	*	*	*	*	*	*	*	*	*	*	*	*	*	*	*
24/07/2024	13:00	*	*	*	*	*	*	*	*	*	*	*	*	*	*	*	*	*	*	*	*	*	*	*	*	*	*
24/07/2024	14:00	*	*	*	*	*	*	*	*	*	*	*	*	*	*	*	*	*	*	*	*	*	*	*	*	*	*
24/07/2024	15:00	*	*	*	*	*	*	*	*	*	*	*	*	*	*	*	*	*	*	*	*	*	*	*	*	*	*
24/07/2024	16:00	*	*	*	*	*	*	*	*	*	*	*	*	*	*	*	*	*	*	*	*	*	*	*	*	*	*
24/07/2024	17:00	*	*	*	*	*	*	*	*	*	*	*	*	*	*	*	*	*	*	*	*	*	*	*	*	*	*
24/07/2024	18:00	*	*	*	*	*	*	*	*	*	*	*	*	*	*	*	*	*	*	*	*	*	*	*	*	*	*
24/07/2024	19:00	*	*	*	*	*	*	*	*	*	*	*	*	*	*	*	*	*	*	*	*	*	*	*	*	*	*
24/07/2024	20:00	*	*	*	*	*	*	*	*	*	*	*	*	*	*	*	*	*	*	*	*	*	*	*	*	*	*
24/07/2024	21:00	*	*	*	*	*	*	*	*	*	*	*	*	*	*	*	*	*	*	*	*	*	*	*	*	*	*
24/07/2024	22:00	*	*	*	*	*	*	*	*	*	*	*	*	*	*	*	*	*	*	*	*	*	*	*	*	*	*
24/07/2024	23:00	*	*	*	*	*	*	*	*	*	*	*	*	*	*	*	*	*	*	*	*	*	*	*	*	*	*
24 Hr Summary		0	0	0	0	0	0	0	0	0	0	0	0	0	0	0	0	0	0	0	0	0	0	0	*	*	*

Incoming Histogram

Siingleton Hill July 2024

from Wed-Jun-19-2024-09-00-AM to Mon-Aug-05-2024-11-59-AM

Date	Starting Hr:min	<15	15 to <20	20 to <25	25 to <30	30 to <35	35 to <40	40 to <45	45 to <50	50 to <55	55 to <60	60 to <65	65 to <70	70 to <75	75 to <80	80 to <85	85 to <90	90 to <95	95 to <100	100 to >105	Total Counts	Avg Speed (MPH)	85pct Speed	10MPH Pace	% in pace	# of Speeders	% Speeders
25/07/2024	00:00	*	*	*	*	*	*	*	*	*	*	*	*	*	*	*	*	*	*	*	*	*	*	*	*	*	*
25/07/2024	01:00	*	*	*	*	*	*	*	*	*	*	*	*	*	*	*	*	*	*	*	*	*	*	*	*	*	*
25/07/2024	02:00	*	*	*	*	*	*	*	*	*	*	*	*	*	*	*	*	*	*	*	*	*	*	*	*	*	*
25/07/2024	03:00	*	*	*	*	*	*	*	*	*	*	*	*	*	*	*	*	*	*	*	*	*	*	*	*	*	*
25/07/2024	04:00	*	*	*	*	*	*	*	*	*	*	*	*	*	*	*	*	*	*	*	*	*	*	*	*	*	*
25/07/2024	05:00	*	*	*	*	*	*	*	*	*	*	*	*	*	*	*	*	*	*	*	*	*	*	*	*	*	*
25/07/2024	06:00	*	*	*	*	*	*	*	*	*	*	*	*	*	*	*	*	*	*	*	*	*	*	*	*	*	*
25/07/2024	07:00	*	*	*	*	*	*	*	*	*	*	*	*	*	*	*	*	*	*	*	*	*	*	*	*	*	*
25/07/2024	08:00	*	*	*	*	*	*	*	*	*	*	*	*	*	*	*	*	*	*	*	*	*	*	*	*	*	*
25/07/2024	09:00	*	*	*	*	*	*	*	*	*	*	*	*	*	*	*	*	*	*	*	*	*	*	*	*	*	*
25/07/2024	10:00	*	*	*	*	*	*	*	*	*	*	*	*	*	*	*	*	*	*	*	*	*	*	*	*	*	*
25/07/2024	11:00	*	*	*	*	*	*	*	*	*	*	*	*	*	*	*	*	*	*	*	*	*	*	*	*	*	*
25/07/2024	12:00	*	*	*	*	*	*	*	*	*	*	*	*	*	*	*	*	*	*	*	*	*	*	*	*	*	*
25/07/2024	13:00	*	*	*	*	*	*	*	*	*	*	*	*	*	*	*	*	*	*	*	*	*	*	*	*	*	*
25/07/2024	14:00	*	*	*	*	*	*	*	*	*	*	*	*	*	*	*	*	*	*	*	*	*	*	*	*	*	*
25/07/2024	15:00	*	*	*	*	*	*	*	*	*	*	*	*	*	*	*	*	*	*	*	*	*	*	*	*	*	*
25/07/2024	16:00	*	*	*	*	*	*	*	*	*	*	*	*	*	*	*	*	*	*	*	*	*	*	*	*	*	*
25/07/2024	17:00	*	*	*	*	*	*	*	*	*	*	*	*	*	*	*	*	*	*	*	*	*	*	*	*	*	*
25/07/2024	18:00	*	*	*	*	*	*	*	*	*	*	*	*	*	*	*	*	*	*	*	*	*	*	*	*	*	*
25/07/2024	19:00	*	*	*	*	*	*	*	*	*	*	*	*	*	*	*	*	*	*	*	*	*	*	*	*	*	*
25/07/2024	20:00	*	*	*	*	*	*	*	*	*	*	*	*	*	*	*	*	*	*	*	*	*	*	*	*	*	*
25/07/2024	21:00	*	*	*	*	*	*	*	*	*	*	*	*	*	*	*	*	*	*	*	*	*	*	*	*	*	*
25/07/2024	22:00	*	*	*	*	*	*	*	*	*	*	*	*	*	*	*	*	*	*	*	*	*	*	*	*	*	*
25/07/2024	23:00	*	*	*	*	*	*	*	*	*	*	*	*	*	*	*	*	*	*	*	*	*	*	*	*	*	*
24 Hr Summary		0	0	0	0	0	0	0	0	0	0	0	0	0	0	0	0	0	0	0	0	0	0	0	*	*	*

Incoming Histogram

Siingleton Hill July 2024

from Wed-Jun-19-2024-09-00-AM to Mon-Aug-05-2024-11-59-AM

Date	Starting Hr:min	<15	15 to <20	20 to <25	25 to <30	30 to <35	35 to <40	40 to <45	45 to <50	50 to <55	55 to <60	60 to <65	65 to <70	70 to <75	75 to <80	80 to <85	85 to <90	90 to <95	95 to <100	100 to >105	Total Counts	Avg Speed (MPH)	85pct Speed	10MPH Pace	% in pace	# of Speeders	% Speeders
26/07/2024	00:00	*	*	*	*	*	*	*	*	*	*	*	*	*	*	*	*	*	*	*	*	*	*	*	*	*	*
26/07/2024	01:00	*	*	*	*	*	*	*	*	*	*	*	*	*	*	*	*	*	*	*	*	*	*	*	*	*	*
26/07/2024	02:00	*	*	*	*	*	*	*	*	*	*	*	*	*	*	*	*	*	*	*	*	*	*	*	*	*	*
26/07/2024	03:00	*	*	*	*	*	*	*	*	*	*	*	*	*	*	*	*	*	*	*	*	*	*	*	*	*	*
26/07/2024	04:00	*	*	*	*	*	*	*	*	*	*	*	*	*	*	*	*	*	*	*	*	*	*	*	*	*	*
26/07/2024	05:00	*	*	*	*	*	*	*	*	*	*	*	*	*	*	*	*	*	*	*	*	*	*	*	*	*	*
26/07/2024	06:00	*	*	*	*	*	*	*	*	*	*	*	*	*	*	*	*	*	*	*	*	*	*	*	*	*	*
26/07/2024	07:00	*	*	*	*	*	*	*	*	*	*	*	*	*	*	*	*	*	*	*	*	*	*	*	*	*	*
26/07/2024	08:00	*	*	*	*	*	*	*	*	*	*	*	*	*	*	*	*	*	*	*	*	*	*	*	*	*	*
26/07/2024	09:00	*	*	*	*	*	*	*	*	*	*	*	*	*	*	*	*	*	*	*	*	*	*	*	*	*	*
26/07/2024	10:00	*	*	*	*	*	*	*	*	*	*	*	*	*	*	*	*	*	*	*	*	*	*	*	*	*	*
26/07/2024	11:00	*	*	*	*	*	*	*	*	*	*	*	*	*	*	*	*	*	*	*	*	*	*	*	*	*	*
26/07/2024	12:00	*	*	*	*	*	*	*	*	*	*	*	*	*	*	*	*	*	*	*	*	*	*	*	*	*	*
26/07/2024	13:00	*	*	*	*	*	*	*	*	*	*	*	*	*	*	*	*	*	*	*	*	*	*	*	*	*	*
26/07/2024	14:00	*	*	*	*	*	*	*	*	*	*	*	*	*	*	*	*	*	*	*	*	*	*	*	*	*	*
26/07/2024	15:00	*	*	*	*	*	*	*	*	*	*	*	*	*	*	*	*	*	*	*	*	*	*	*	*	*	*
26/07/2024	16:00	*	*	*	*	*	*	*	*	*	*	*	*	*	*	*	*	*	*	*	*	*	*	*	*	*	*
26/07/2024	17:00	*	*	*	*	*	*	*	*	*	*	*	*	*	*	*	*	*	*	*	*	*	*	*	*	*	*
26/07/2024	18:00	*	*	*	*	*	*	*	*	*	*	*	*	*	*	*	*	*	*	*	*	*	*	*	*	*	*
26/07/2024	19:00	*	*	*	*	*	*	*	*	*	*	*	*	*	*	*	*	*	*	*	*	*	*	*	*	*	*
26/07/2024	20:00	*	*	*	*	*	*	*	*	*	*	*	*	*	*	*	*	*	*	*	*	*	*	*	*	*	*
26/07/2024	21:00	*	*	*	*	*	*	*	*	*	*	*	*	*	*	*	*	*	*	*	*	*	*	*	*	*	*
26/07/2024	22:00	*	*	*	*	*	*	*	*	*	*	*	*	*	*	*	*	*	*	*	*	*	*	*	*	*	*
26/07/2024	23:00	*	*	*	*	*	*	*	*	*	*	*	*	*	*	*	*	*	*	*	*	*	*	*	*	*	*
24 Hr Summary		0	0	0	0	0	0	0	0	0	0	0	0	0	0	0	0	0	0	0	0	0	0	0	*	*	*

Incoming Histogram

Siingleton Hill July 2024

from Wed-Jun-19-2024-09-00-AM to Mon-Aug-05-2024-11-59-AM

Date	Starting Hr:min	<15	15 to <20	20 to <25	25 to <30	30 to <35	35 to <40	40 to <45	45 to <50	50 to <55	55 to <60	60 to <65	65 to <70	70 to <75	75 to <80	80 to <85	85 to <90	90 to <95	95 to <100	100 to >105	Total Counts	Avg Speed (MPH)	85pct Speed	10MPH Pace	% in pace	# of Speeders	% Speeders
27/07/2024	00:00	*	*	*	*	*	*	*	*	*	*	*	*	*	*	*	*	*	*	*	*	*	*	*	*	*	*
27/07/2024	01:00	*	*	*	*	*	*	*	*	*	*	*	*	*	*	*	*	*	*	*	*	*	*	*	*	*	*
27/07/2024	02:00	*	*	*	*	*	*	*	*	*	*	*	*	*	*	*	*	*	*	*	*	*	*	*	*	*	*
27/07/2024	03:00	*	*	*	*	*	*	*	*	*	*	*	*	*	*	*	*	*	*	*	*	*	*	*	*	*	*
27/07/2024	04:00	*	*	*	*	*	*	*	*	*	*	*	*	*	*	*	*	*	*	*	*	*	*	*	*	*	*
27/07/2024	05:00	*	*	*	*	*	*	*	*	*	*	*	*	*	*	*	*	*	*	*	*	*	*	*	*	*	*
27/07/2024	06:00	*	*	*	*	*	*	*	*	*	*	*	*	*	*	*	*	*	*	*	*	*	*	*	*	*	*
27/07/2024	07:00	*	*	*	*	*	*	*	*	*	*	*	*	*	*	*	*	*	*	*	*	*	*	*	*	*	*
27/07/2024	08:00	*	*	*	*	*	*	*	*	*	*	*	*	*	*	*	*	*	*	*	*	*	*	*	*	*	*
27/07/2024	09:00	*	*	*	*	*	*	*	*	*	*	*	*	*	*	*	*	*	*	*	*	*	*	*	*	*	*
27/07/2024	10:00	*	*	*	*	*	*	*	*	*	*	*	*	*	*	*	*	*	*	*	*	*	*	*	*	*	*
27/07/2024	11:00	*	*	*	*	*	*	*	*	*	*	*	*	*	*	*	*	*	*	*	*	*	*	*	*	*	*
27/07/2024	12:00	*	*	*	*	*	*	*	*	*	*	*	*	*	*	*	*	*	*	*	*	*	*	*	*	*	*
27/07/2024	13:00	*	*	*	*	*	*	*	*	*	*	*	*	*	*	*	*	*	*	*	*	*	*	*	*	*	*
27/07/2024	14:00	*	*	*	*	*	*	*	*	*	*	*	*	*	*	*	*	*	*	*	*	*	*	*	*	*	*
27/07/2024	15:00	*	*	*	*	*	*	*	*	*	*	*	*	*	*	*	*	*	*	*	*	*	*	*	*	*	*
27/07/2024	16:00	*	*	*	*	*	*	*	*	*	*	*	*	*	*	*	*	*	*	*	*	*	*	*	*	*	*
27/07/2024	17:00	*	*	*	*	*	*	*	*	*	*	*	*	*	*	*	*	*	*	*	*	*	*	*	*	*	*
27/07/2024	18:00	*	*	*	*	*	*	*	*	*	*	*	*	*	*	*	*	*	*	*	*	*	*	*	*	*	*
27/07/2024	19:00	*	*	*	*	*	*	*	*	*	*	*	*	*	*	*	*	*	*	*	*	*	*	*	*	*	*
27/07/2024	20:00	*	*	*	*	*	*	*	*	*	*	*	*	*	*	*	*	*	*	*	*	*	*	*	*	*	*
27/07/2024	21:00	*	*	*	*	*	*	*	*	*	*	*	*	*	*	*	*	*	*	*	*	*	*	*	*	*	*
27/07/2024	22:00	*	*	*	*	*	*	*	*	*	*	*	*	*	*	*	*	*	*	*	*	*	*	*	*	*	*
27/07/2024	23:00	*	*	*	*	*	*	*	*	*	*	*	*	*	*	*	*	*	*	*	*	*	*	*	*	*	*
24 Hr Summary		0	0	0	0	0	0	0	0	0	0	0	0	0	0	0	0	0	0	0	0	0	0	0	*	*	*

Incoming Histogram

Siingleton Hill July 2024

from Wed-Jun-19-2024-09-00-AM to Mon-Aug-05-2024-11-59-AM

Date	Starting Hr:min	<15	15 to <20	20 to <25	25 to <30	30 to <35	35 to <40	40 to <45	45 to <50	50 to <55	55 to <60	60 to <65	65 to <70	70 to <75	75 to <80	80 to <85	85 to <90	90 to <95	95 to <100	100 to >105	Total Counts	Avg Speed (MPH)	85pet Speed	10MPH Pace	% in pace	# of Speeders	% Speeders
28/07/2024	00:00	*	*	*	*	*	*	*	*	*	*	*	*	*	*	*	*	*	*	*	*	*	*	*	*	*	*
28/07/2024	01:00	*	*	*	*	*	*	*	*	*	*	*	*	*	*	*	*	*	*	*	*	*	*	*	*	*	*
28/07/2024	02:00	*	*	*	*	*	*	*	*	*	*	*	*	*	*	*	*	*	*	*	*	*	*	*	*	*	*
28/07/2024	03:00	*	*	*	*	*	*	*	*	*	*	*	*	*	*	*	*	*	*	*	*	*	*	*	*	*	*
28/07/2024	04:00	*	*	*	*	*	*	*	*	*	*	*	*	*	*	*	*	*	*	*	*	*	*	*	*	*	*
28/07/2024	05:00	*	*	*	*	*	*	*	*	*	*	*	*	*	*	*	*	*	*	*	*	*	*	*	*	*	*
28/07/2024	06:00	*	*	*	*	*	*	*	*	*	*	*	*	*	*	*	*	*	*	*	*	*	*	*	*	*	*
28/07/2024	07:00	*	*	*	*	*	*	*	*	*	*	*	*	*	*	*	*	*	*	*	*	*	*	*	*	*	*
28/07/2024	08:00	*	*	*	*	*	*	*	*	*	*	*	*	*	*	*	*	*	*	*	*	*	*	*	*	*	*
28/07/2024	09:00	*	*	*	*	*	*	*	*	*	*	*	*	*	*	*	*	*	*	*	*	*	*	*	*	*	*
28/07/2024	10:00	*	*	*	*	*	*	*	*	*	*	*	*	*	*	*	*	*	*	*	*	*	*	*	*	*	*
28/07/2024	11:00	*	*	*	*	*	*	*	*	*	*	*	*	*	*	*	*	*	*	*	*	*	*	*	*	*	*
28/07/2024	12:00	*	*	*	*	*	*	*	*	*	*	*	*	*	*	*	*	*	*	*	*	*	*	*	*	*	*
28/07/2024	13:00	*	*	*	*	*	*	*	*	*	*	*	*	*	*	*	*	*	*	*	*	*	*	*	*	*	*
28/07/2024	14:00	*	*	*	*	*	*	*	*	*	*	*	*	*	*	*	*	*	*	*	*	*	*	*	*	*	*
28/07/2024	15:00	*	*	*	*	*	*	*	*	*	*	*	*	*	*	*	*	*	*	*	*	*	*	*	*	*	*
28/07/2024	16:00	*	*	*	*	*	*	*	*	*	*	*	*	*	*	*	*	*	*	*	*	*	*	*	*	*	*
28/07/2024	17:00	*	*	*	*	*	*	*	*	*	*	*	*	*	*	*	*	*	*	*	*	*	*	*	*	*	*
28/07/2024	18:00	*	*	*	*	*	*	*	*	*	*	*	*	*	*	*	*	*	*	*	*	*	*	*	*	*	*
28/07/2024	19:00	*	*	*	*	*	*	*	*	*	*	*	*	*	*	*	*	*	*	*	*	*	*	*	*	*	*
28/07/2024	20:00	*	*	*	*	*	*	*	*	*	*	*	*	*	*	*	*	*	*	*	*	*	*	*	*	*	*
28/07/2024	21:00	*	*	*	*	*	*	*	*	*	*	*	*	*	*	*	*	*	*	*	*	*	*	*	*	*	*
28/07/2024	22:00	*	*	*	*	*	*	*	*	*	*	*	*	*	*	*	*	*	*	*	*	*	*	*	*	*	*
28/07/2024	23:00	*	*	*	*	*	*	*	*	*	*	*	*	*	*	*	*	*	*	*	*	*	*	*	*	*	*
24 Hr Summary		0	0	0	0	0	0	0	0	0	0	0	0	0	0	0	0	0	0	0	0	0	0	0	*	*	*

Incoming Histogram

Siingleton Hill July 2024

from Wed-Jun-19-2024-09-00-AM to Mon-Aug-05-2024-11-59-AM

Date	Starting Hr:min	<15	15 to <20	20 to <25	25 to <30	30 to <35	35 to <40	40 to <45	45 to <50	50 to <55	55 to <60	60 to <65	65 to <70	70 to <75	75 to <80	80 to <85	85 to <90	90 to <95	95 to <100	100 to >105	Total Counts	Avg Speed (MPH)	85pct Speed	10MPH Pace	% in pace	# of Speeders	% Speeders
29/07/2024	00:00	*	*	*	*	*	*	*	*	*	*	*	*	*	*	*	*	*	*	*	*	*	*	*	*	*	*
29/07/2024	01:00	*	*	*	*	*	*	*	*	*	*	*	*	*	*	*	*	*	*	*	*	*	*	*	*	*	*
29/07/2024	02:00	*	*	*	*	*	*	*	*	*	*	*	*	*	*	*	*	*	*	*	*	*	*	*	*	*	*
29/07/2024	03:00	*	*	*	*	*	*	*	*	*	*	*	*	*	*	*	*	*	*	*	*	*	*	*	*	*	*
29/07/2024	04:00	*	*	*	*	*	*	*	*	*	*	*	*	*	*	*	*	*	*	*	*	*	*	*	*	*	*
29/07/2024	05:00	*	*	*	*	*	*	*	*	*	*	*	*	*	*	*	*	*	*	*	*	*	*	*	*	*	*
29/07/2024	06:00	*	*	*	*	*	*	*	*	*	*	*	*	*	*	*	*	*	*	*	*	*	*	*	*	*	*
29/07/2024	07:00	*	*	*	*	*	*	*	*	*	*	*	*	*	*	*	*	*	*	*	*	*	*	*	*	*	*
29/07/2024	08:00	*	*	*	*	*	*	*	*	*	*	*	*	*	*	*	*	*	*	*	*	*	*	*	*	*	*
29/07/2024	09:00	*	*	*	*	*	*	*	*	*	*	*	*	*	*	*	*	*	*	*	*	*	*	*	*	*	*
29/07/2024	10:00	*	*	*	*	*	*	*	*	*	*	*	*	*	*	*	*	*	*	*	*	*	*	*	*	*	*
29/07/2024	11:00	*	*	*	*	*	*	*	*	*	*	*	*	*	*	*	*	*	*	*	*	*	*	*	*	*	*
29/07/2024	12:00	*	*	*	*	*	*	*	*	*	*	*	*	*	*	*	*	*	*	*	*	*	*	*	*	*	*
29/07/2024	13:00	*	*	*	*	*	*	*	*	*	*	*	*	*	*	*	*	*	*	*	*	*	*	*	*	*	*
29/07/2024	14:00	*	*	*	*	*	*	*	*	*	*	*	*	*	*	*	*	*	*	*	*	*	*	*	*	*	*
29/07/2024	15:00	*	*	*	*	*	*	*	*	*	*	*	*	*	*	*	*	*	*	*	*	*	*	*	*	*	*
29/07/2024	16:00	*	*	*	*	*	*	*	*	*	*	*	*	*	*	*	*	*	*	*	*	*	*	*	*	*	*
29/07/2024	17:00	*	*	*	*	*	*	*	*	*	*	*	*	*	*	*	*	*	*	*	*	*	*	*	*	*	*
29/07/2024	18:00	*	*	*	*	*	*	*	*	*	*	*	*	*	*	*	*	*	*	*	*	*	*	*	*	*	*
29/07/2024	19:00	*	*	*	*	*	*	*	*	*	*	*	*	*	*	*	*	*	*	*	*	*	*	*	*	*	*
29/07/2024	20:00	*	*	*	*	*	*	*	*	*	*	*	*	*	*	*	*	*	*	*	*	*	*	*	*	*	*
29/07/2024	21:00	*	*	*	*	*	*	*	*	*	*	*	*	*	*	*	*	*	*	*	*	*	*	*	*	*	*
29/07/2024	22:00	*	*	*	*	*	*	*	*	*	*	*	*	*	*	*	*	*	*	*	*	*	*	*	*	*	*
29/07/2024	23:00	*	*	*	*	*	*	*	*	*	*	*	*	*	*	*	*	*	*	*	*	*	*	*	*	*	*
24 Hr Summary		0	0	0	0	0	0	0	0	0	0	0	0	0	0	0	0	0	0	0	0	0	0	0	*	*	*

Incoming Histogram

Siingleton Hill July 2024

from Wed-Jun-19-2024-09-00-AM to Mon-Aug-05-2024-11-59-AM

Date	Starting Hr:min	<15	15 to <20	20 to <25	25 to <30	30 to <35	35 to <40	40 to <45	45 to <50	50 to <55	55 to <60	60 to <65	65 to <70	70 to <75	75 to <80	80 to <85	85 to <90	90 to <95	95 to <100	100 to >105	Total Counts	Avg Speed (MPH)	85pct Speed	10MPH Pace	% in pace	# of Speeders	% Speeders
30/07/2024	00:00	*	*	*	*	*	*	*	*	*	*	*	*	*	*	*	*	*	*	*	*	*	*	*	*	*	*
30/07/2024	01:00	*	*	*	*	*	*	*	*	*	*	*	*	*	*	*	*	*	*	*	*	*	*	*	*	*	*
30/07/2024	02:00	*	*	*	*	*	*	*	*	*	*	*	*	*	*	*	*	*	*	*	*	*	*	*	*	*	*
30/07/2024	03:00	*	*	*	*	*	*	*	*	*	*	*	*	*	*	*	*	*	*	*	*	*	*	*	*	*	*
30/07/2024	04:00	*	*	*	*	*	*	*	*	*	*	*	*	*	*	*	*	*	*	*	*	*	*	*	*	*	*
30/07/2024	05:00	*	*	*	*	*	*	*	*	*	*	*	*	*	*	*	*	*	*	*	*	*	*	*	*	*	*
30/07/2024	06:00	*	*	*	*	*	*	*	*	*	*	*	*	*	*	*	*	*	*	*	*	*	*	*	*	*	*
30/07/2024	07:00	*	*	*	*	*	*	*	*	*	*	*	*	*	*	*	*	*	*	*	*	*	*	*	*	*	*
30/07/2024	08:00	*	*	*	*	*	*	*	*	*	*	*	*	*	*	*	*	*	*	*	*	*	*	*	*	*	*
30/07/2024	09:00	*	*	*	*	*	*	*	*	*	*	*	*	*	*	*	*	*	*	*	*	*	*	*	*	*	*
30/07/2024	10:00	*	*	*	*	*	*	*	*	*	*	*	*	*	*	*	*	*	*	*	*	*	*	*	*	*	*
30/07/2024	11:00	*	*	*	*	*	*	*	*	*	*	*	*	*	*	*	*	*	*	*	*	*	*	*	*	*	*
30/07/2024	12:00	*	*	*	*	*	*	*	*	*	*	*	*	*	*	*	*	*	*	*	*	*	*	*	*	*	*
30/07/2024	13:00	*	*	*	*	*	*	*	*	*	*	*	*	*	*	*	*	*	*	*	*	*	*	*	*	*	*
30/07/2024	14:00	*	*	*	*	*	*	*	*	*	*	*	*	*	*	*	*	*	*	*	*	*	*	*	*	*	*
30/07/2024	15:00	*	*	*	*	*	*	*	*	*	*	*	*	*	*	*	*	*	*	*	*	*	*	*	*	*	*
30/07/2024	16:00	*	*	*	*	*	*	*	*	*	*	*	*	*	*	*	*	*	*	*	*	*	*	*	*	*	*
30/07/2024	17:00	*	*	*	*	*	*	*	*	*	*	*	*	*	*	*	*	*	*	*	*	*	*	*	*	*	*
30/07/2024	18:00	*	*	*	*	*	*	*	*	*	*	*	*	*	*	*	*	*	*	*	*	*	*	*	*	*	*
30/07/2024	19:00	*	*	*	*	*	*	*	*	*	*	*	*	*	*	*	*	*	*	*	*	*	*	*	*	*	*
30/07/2024	20:00	*	*	*	*	*	*	*	*	*	*	*	*	*	*	*	*	*	*	*	*	*	*	*	*	*	*
30/07/2024	21:00	*	*	*	*	*	*	*	*	*	*	*	*	*	*	*	*	*	*	*	*	*	*	*	*	*	*
30/07/2024	22:00	*	*	*	*	*	*	*	*	*	*	*	*	*	*	*	*	*	*	*	*	*	*	*	*	*	*
30/07/2024	23:00	*	*	*	*	*	*	*	*	*	*	*	*	*	*	*	*	*	*	*	*	*	*	*	*	*	*
24 Hr Summary		0	0	0	0	0	0	0	0	0	0	0	0	0	0	0	0	0	0	0	0	0	0	0	*	*	*

Incoming Histogram

Siingleton Hill July 2024

from Wed-Jun-19-2024-09-00-AM to Mon-Aug-05-2024-11-59-AM

Date	Starting Hr:min	<15	15 to <20	20 to <25	25 to <30	30 to <35	35 to <40	40 to <45	45 to <50	50 to <55	55 to <60	60 to <65	65 to <70	70 to <75	75 to <80	80 to <85	85 to <90	90 to <95	95 to <100	100 to >105	Total Counts	Avg Speed (MPH)	85pct Speed	10MPH Pace	% in pace	# of Speeders	% Speeders
31/07/2024	00:00	*	*	*	*	*	*	*	*	*	*	*	*	*	*	*	*	*	*	*	*	*	*	*	*	*	*
31/07/2024	01:00	*	*	*	*	*	*	*	*	*	*	*	*	*	*	*	*	*	*	*	*	*	*	*	*	*	*
31/07/2024	02:00	*	*	*	*	*	*	*	*	*	*	*	*	*	*	*	*	*	*	*	*	*	*	*	*	*	*
31/07/2024	03:00	*	*	*	*	*	*	*	*	*	*	*	*	*	*	*	*	*	*	*	*	*	*	*	*	*	*
31/07/2024	04:00	*	*	*	*	*	*	*	*	*	*	*	*	*	*	*	*	*	*	*	*	*	*	*	*	*	*
31/07/2024	05:00	*	*	*	*	*	*	*	*	*	*	*	*	*	*	*	*	*	*	*	*	*	*	*	*	*	*
31/07/2024	06:00	*	*	*	*	*	*	*	*	*	*	*	*	*	*	*	*	*	*	*	*	*	*	*	*	*	*
31/07/2024	07:00	*	*	*	*	*	*	*	*	*	*	*	*	*	*	*	*	*	*	*	*	*	*	*	*	*	*
31/07/2024	08:00	*	*	*	*	*	*	*	*	*	*	*	*	*	*	*	*	*	*	*	*	*	*	*	*	*	*
31/07/2024	09:00	*	*	*	*	*	*	*	*	*	*	*	*	*	*	*	*	*	*	*	*	*	*	*	*	*	*
31/07/2024	10:00	*	*	*	*	*	*	*	*	*	*	*	*	*	*	*	*	*	*	*	*	*	*	*	*	*	*
31/07/2024	11:00	*	*	*	*	*	*	*	*	*	*	*	*	*	*	*	*	*	*	*	*	*	*	*	*	*	*
31/07/2024	12:00	*	*	*	*	*	*	*	*	*	*	*	*	*	*	*	*	*	*	*	*	*	*	*	*	*	*
31/07/2024	13:00	*	*	*	*	*	*	*	*	*	*	*	*	*	*	*	*	*	*	*	*	*	*	*	*	*	*
31/07/2024	14:00	*	*	*	*	*	*	*	*	*	*	*	*	*	*	*	*	*	*	*	*	*	*	*	*	*	*
31/07/2024	15:00	*	*	*	*	*	*	*	*	*	*	*	*	*	*	*	*	*	*	*	*	*	*	*	*	*	*
31/07/2024	16:00	*	*	*	*	*	*	*	*	*	*	*	*	*	*	*	*	*	*	*	*	*	*	*	*	*	*
31/07/2024	17:00	*	*	*	*	*	*	*	*	*	*	*	*	*	*	*	*	*	*	*	*	*	*	*	*	*	*
31/07/2024	18:00	*	*	*	*	*	*	*	*	*	*	*	*	*	*	*	*	*	*	*	*	*	*	*	*	*	*
31/07/2024	19:00	*	*	*	*	*	*	*	*	*	*	*	*	*	*	*	*	*	*	*	*	*	*	*	*	*	*
31/07/2024	20:00	*	*	*	*	*	*	*	*	*	*	*	*	*	*	*	*	*	*	*	*	*	*	*	*	*	*
31/07/2024	21:00	*	*	*	*	*	*	*	*	*	*	*	*	*	*	*	*	*	*	*	*	*	*	*	*	*	*
31/07/2024	22:00	*	*	*	*	*	*	*	*	*	*	*	*	*	*	*	*	*	*	*	*	*	*	*	*	*	*
31/07/2024	23:00	*	*	*	*	*	*	*	*	*	*	*	*	*	*	*	*	*	*	*	*	*	*	*	*	*	*
24 Hr Summary		0	0	0	0	0	0	0	0	0	0	0	0	0	0	0	0	0	0	0	0	0	0	0	*	*	*

Incoming Histogram

Siingleton Hill July 2024

from Wed-Jun-19-2024-09-00-AM to Mon-Aug-05-2024-11-59-AM

Date	Starting Hr:min	<15	15 to <20	20 to <25	25 to <30	30 to <35	35 to <40	40 to <45	45 to <50	50 to <55	55 to <60	60 to <65	65 to <70	70 to <75	75 to <80	80 to <85	85 to <90	90 to <95	95 to <100	100 to >105	Total Counts	Avg Speed (MPH)	85pct Speed	10MPH Pace	% in pace	# of Speeders	% Speeders
01/08/2024	00:00	*	*	*	*	*	*	*	*	*	*	*	*	*	*	*	*	*	*	*	*	*	*	*	*	*	*
01/08/2024	01:00	*	*	*	*	*	*	*	*	*	*	*	*	*	*	*	*	*	*	*	*	*	*	*	*	*	*
01/08/2024	02:00	*	*	*	*	*	*	*	*	*	*	*	*	*	*	*	*	*	*	*	*	*	*	*	*	*	*
01/08/2024	03:00	*	*	*	*	*	*	*	*	*	*	*	*	*	*	*	*	*	*	*	*	*	*	*	*	*	*
01/08/2024	04:00	*	*	*	*	*	*	*	*	*	*	*	*	*	*	*	*	*	*	*	*	*	*	*	*	*	*
01/08/2024	05:00	*	*	*	*	*	*	*	*	*	*	*	*	*	*	*	*	*	*	*	*	*	*	*	*	*	*
01/08/2024	06:00	*	*	*	*	*	*	*	*	*	*	*	*	*	*	*	*	*	*	*	*	*	*	*	*	*	*
01/08/2024	07:00	*	*	*	*	*	*	*	*	*	*	*	*	*	*	*	*	*	*	*	*	*	*	*	*	*	*
01/08/2024	08:00	*	*	*	*	*	*	*	*	*	*	*	*	*	*	*	*	*	*	*	*	*	*	*	*	*	*
01/08/2024	09:00	*	*	*	*	*	*	*	*	*	*	*	*	*	*	*	*	*	*	*	*	*	*	*	*	*	*
01/08/2024	10:00	*	*	*	*	*	*	*	*	*	*	*	*	*	*	*	*	*	*	*	*	*	*	*	*	*	*
01/08/2024	11:00	*	*	*	*	*	*	*	*	*	*	*	*	*	*	*	*	*	*	*	*	*	*	*	*	*	*
01/08/2024	12:00	*	*	*	*	*	*	*	*	*	*	*	*	*	*	*	*	*	*	*	*	*	*	*	*	*	*
01/08/2024	13:00	*	*	*	*	*	*	*	*	*	*	*	*	*	*	*	*	*	*	*	*	*	*	*	*	*	*
01/08/2024	14:00	*	*	*	*	*	*	*	*	*	*	*	*	*	*	*	*	*	*	*	*	*	*	*	*	*	*
01/08/2024	15:00	*	*	*	*	*	*	*	*	*	*	*	*	*	*	*	*	*	*	*	*	*	*	*	*	*	*
01/08/2024	16:00	*	*	*	*	*	*	*	*	*	*	*	*	*	*	*	*	*	*	*	*	*	*	*	*	*	*
01/08/2024	17:00	*	*	*	*	*	*	*	*	*	*	*	*	*	*	*	*	*	*	*	*	*	*	*	*	*	*
01/08/2024	18:00	*	*	*	*	*	*	*	*	*	*	*	*	*	*	*	*	*	*	*	*	*	*	*	*	*	*
01/08/2024	19:00	*	*	*	*	*	*	*	*	*	*	*	*	*	*	*	*	*	*	*	*	*	*	*	*	*	*
01/08/2024	20:00	*	*	*	*	*	*	*	*	*	*	*	*	*	*	*	*	*	*	*	*	*	*	*	*	*	*
01/08/2024	21:00	*	*	*	*	*	*	*	*	*	*	*	*	*	*	*	*	*	*	*	*	*	*	*	*	*	*
01/08/2024	22:00	*	*	*	*	*	*	*	*	*	*	*	*	*	*	*	*	*	*	*	*	*	*	*	*	*	*
01/08/2024	23:00	*	*	*	*	*	*	*	*	*	*	*	*	*	*	*	*	*	*	*	*	*	*	*	*	*	*
24 Hr Summary		0	0	0	0	0	0	0	0	0	0	0	0	0	0	0	0	0	0	0	0	0	0	0	*	*	*

Incoming Histogram

Siingleton Hill July 2024

from Wed-Jun-19-2024-09-00-AM to Mon-Aug-05-2024-11-59-AM

Date	Starting Hr:min	<15	15 to <20	20 to <25	25 to <30	30 to <35	35 to <40	40 to <45	45 to <50	50 to <55	55 to <60	60 to <65	65 to <70	70 to <75	75 to <80	80 to <85	85 to <90	90 to <95	95 to <100	100 to >105	Total Counts	Avg Speed (MPH)	85pct Speed	10MPH Pace	% in pace	# of Speeders	% Speeders
02/08/2024	00:00	*	*	*	*	*	*	*	*	*	*	*	*	*	*	*	*	*	*	*	*	*	*	*	*	*	*
02/08/2024	01:00	*	*	*	*	*	*	*	*	*	*	*	*	*	*	*	*	*	*	*	*	*	*	*	*	*	*
02/08/2024	02:00	*	*	*	*	*	*	*	*	*	*	*	*	*	*	*	*	*	*	*	*	*	*	*	*	*	*
02/08/2024	03:00	*	*	*	*	*	*	*	*	*	*	*	*	*	*	*	*	*	*	*	*	*	*	*	*	*	*
02/08/2024	04:00	*	*	*	*	*	*	*	*	*	*	*	*	*	*	*	*	*	*	*	*	*	*	*	*	*	*
02/08/2024	05:00	*	*	*	*	*	*	*	*	*	*	*	*	*	*	*	*	*	*	*	*	*	*	*	*	*	*
02/08/2024	06:00	*	*	*	*	*	*	*	*	*	*	*	*	*	*	*	*	*	*	*	*	*	*	*	*	*	*
02/08/2024	07:00	*	*	*	*	*	*	*	*	*	*	*	*	*	*	*	*	*	*	*	*	*	*	*	*	*	*
02/08/2024	08:00	*	*	*	*	*	*	*	*	*	*	*	*	*	*	*	*	*	*	*	*	*	*	*	*	*	*
02/08/2024	09:00	*	*	*	*	*	*	*	*	*	*	*	*	*	*	*	*	*	*	*	*	*	*	*	*	*	*
02/08/2024	10:00	*	*	*	*	*	*	*	*	*	*	*	*	*	*	*	*	*	*	*	*	*	*	*	*	*	*
02/08/2024	11:00	*	*	*	*	*	*	*	*	*	*	*	*	*	*	*	*	*	*	*	*	*	*	*	*	*	*
02/08/2024	12:00	*	*	*	*	*	*	*	*	*	*	*	*	*	*	*	*	*	*	*	*	*	*	*	*	*	*
02/08/2024	13:00	*	*	*	*	*	*	*	*	*	*	*	*	*	*	*	*	*	*	*	*	*	*	*	*	*	*
02/08/2024	14:00	*	*	*	*	*	*	*	*	*	*	*	*	*	*	*	*	*	*	*	*	*	*	*	*	*	*
02/08/2024	15:00	*	*	*	*	*	*	*	*	*	*	*	*	*	*	*	*	*	*	*	*	*	*	*	*	*	*
02/08/2024	16:00	*	*	*	*	*	*	*	*	*	*	*	*	*	*	*	*	*	*	*	*	*	*	*	*	*	*
02/08/2024	17:00	*	*	*	*	*	*	*	*	*	*	*	*	*	*	*	*	*	*	*	*	*	*	*	*	*	*
02/08/2024	18:00	*	*	*	*	*	*	*	*	*	*	*	*	*	*	*	*	*	*	*	*	*	*	*	*	*	*
02/08/2024	19:00	*	*	*	*	*	*	*	*	*	*	*	*	*	*	*	*	*	*	*	*	*	*	*	*	*	*
02/08/2024	20:00	*	*	*	*	*	*	*	*	*	*	*	*	*	*	*	*	*	*	*	*	*	*	*	*	*	*
02/08/2024	21:00	*	*	*	*	*	*	*	*	*	*	*	*	*	*	*	*	*	*	*	*	*	*	*	*	*	*
02/08/2024	22:00	*	*	*	*	*	*	*	*	*	*	*	*	*	*	*	*	*	*	*	*	*	*	*	*	*	*
02/08/2024	23:00	*	*	*	*	*	*	*	*	*	*	*	*	*	*	*	*	*	*	*	*	*	*	*	*	*	*
24 Hr Summary		0	0	0	0	0	0	0	0	0	0	0	0	0	0	0	0	0	0	0	0	0	0	0	*	*	*

Incoming Histogram

Siingleton Hill July 2024

from Wed-Jun-19-2024-09-00-AM to Mon-Aug-05-2024-11-59-AM

Date	Starting Hr:min	<15	15 to <20	20 to <25	25 to <30	30 to <35	35 to <40	40 to <45	45 to <50	50 to <55	55 to <60	60 to <65	65 to <70	70 to <75	75 to <80	80 to <85	85 to <90	90 to <95	95 to <100	100 to >105	Total Counts	Avg Speed (MPH)	85pct Speed	10MPH Pace	% in pace	# of Speeders	% Speeders
03/08/2024	00:00	*	*	*	*	*	*	*	*	*	*	*	*	*	*	*	*	*	*	*	*	*	*	*	*	*	*
03/08/2024	01:00	*	*	*	*	*	*	*	*	*	*	*	*	*	*	*	*	*	*	*	*	*	*	*	*	*	*
03/08/2024	02:00	*	*	*	*	*	*	*	*	*	*	*	*	*	*	*	*	*	*	*	*	*	*	*	*	*	*
03/08/2024	03:00	*	*	*	*	*	*	*	*	*	*	*	*	*	*	*	*	*	*	*	*	*	*	*	*	*	*
03/08/2024	04:00	*	*	*	*	*	*	*	*	*	*	*	*	*	*	*	*	*	*	*	*	*	*	*	*	*	*
03/08/2024	05:00	*	*	*	*	*	*	*	*	*	*	*	*	*	*	*	*	*	*	*	*	*	*	*	*	*	*
03/08/2024	06:00	*	*	*	*	*	*	*	*	*	*	*	*	*	*	*	*	*	*	*	*	*	*	*	*	*	*
03/08/2024	07:00	*	*	*	*	*	*	*	*	*	*	*	*	*	*	*	*	*	*	*	*	*	*	*	*	*	*
03/08/2024	08:00	*	*	*	*	*	*	*	*	*	*	*	*	*	*	*	*	*	*	*	*	*	*	*	*	*	*
03/08/2024	09:00	*	*	*	*	*	*	*	*	*	*	*	*	*	*	*	*	*	*	*	*	*	*	*	*	*	*
03/08/2024	10:00	*	*	*	*	*	*	*	*	*	*	*	*	*	*	*	*	*	*	*	*	*	*	*	*	*	*
03/08/2024	11:00	*	*	*	*	*	*	*	*	*	*	*	*	*	*	*	*	*	*	*	*	*	*	*	*	*	*
03/08/2024	12:00	*	*	*	*	*	*	*	*	*	*	*	*	*	*	*	*	*	*	*	*	*	*	*	*	*	*
03/08/2024	13:00	*	*	*	*	*	*	*	*	*	*	*	*	*	*	*	*	*	*	*	*	*	*	*	*	*	*
03/08/2024	14:00	*	*	*	*	*	*	*	*	*	*	*	*	*	*	*	*	*	*	*	*	*	*	*	*	*	*
03/08/2024	15:00	*	*	*	*	*	*	*	*	*	*	*	*	*	*	*	*	*	*	*	*	*	*	*	*	*	*
03/08/2024	16:00	*	*	*	*	*	*	*	*	*	*	*	*	*	*	*	*	*	*	*	*	*	*	*	*	*	*
03/08/2024	17:00	*	*	*	*	*	*	*	*	*	*	*	*	*	*	*	*	*	*	*	*	*	*	*	*	*	*
03/08/2024	18:00	*	*	*	*	*	*	*	*	*	*	*	*	*	*	*	*	*	*	*	*	*	*	*	*	*	*
03/08/2024	19:00	*	*	*	*	*	*	*	*	*	*	*	*	*	*	*	*	*	*	*	*	*	*	*	*	*	*
03/08/2024	20:00	*	*	*	*	*	*	*	*	*	*	*	*	*	*	*	*	*	*	*	*	*	*	*	*	*	*
03/08/2024	21:00	*	*	*	*	*	*	*	*	*	*	*	*	*	*	*	*	*	*	*	*	*	*	*	*	*	*
03/08/2024	22:00	*	*	*	*	*	*	*	*	*	*	*	*	*	*	*	*	*	*	*	*	*	*	*	*	*	*
03/08/2024	23:00	*	*	*	*	*	*	*	*	*	*	*	*	*	*	*	*	*	*	*	*	*	*	*	*	*	*
24 Hr Summary		0	0	0	0	0	0	0	0	0	0	0	0	0	0	0	0	0	0	0	0	0	0	0	*	*	*

Incoming Histogram

Siingleton Hill July 2024

from Wed-Jun-19-2024-09-00-AM to Mon-Aug-05-2024-11-59-AM

Date	Starting Hr:min	<15	15 to <20	20 to <25	25 to <30	30 to <35	35 to <40	40 to <45	45 to <50	50 to <55	55 to <60	60 to <65	65 to <70	70 to <75	75 to <80	80 to <85	85 to <90	90 to <95	95 to <100	100 to >105	Total Counts	Avg Speed (MPH)	85pct Speed	10MPH Pace	% in pace	# of Speeders	% Speeders
04/08/2024	00:00	*	*	*	*	*	*	*	*	*	*	*	*	*	*	*	*	*	*	*	*	*	*	*	*	*	*
04/08/2024	01:00	*	*	*	*	*	*	*	*	*	*	*	*	*	*	*	*	*	*	*	*	*	*	*	*	*	*
04/08/2024	02:00	*	*	*	*	*	*	*	*	*	*	*	*	*	*	*	*	*	*	*	*	*	*	*	*	*	*
04/08/2024	03:00	*	*	*	*	*	*	*	*	*	*	*	*	*	*	*	*	*	*	*	*	*	*	*	*	*	*
04/08/2024	04:00	*	*	*	*	*	*	*	*	*	*	*	*	*	*	*	*	*	*	*	*	*	*	*	*	*	*
04/08/2024	05:00	*	*	*	*	*	*	*	*	*	*	*	*	*	*	*	*	*	*	*	*	*	*	*	*	*	*
04/08/2024	06:00	*	*	*	*	*	*	*	*	*	*	*	*	*	*	*	*	*	*	*	*	*	*	*	*	*	*
04/08/2024	07:00	*	*	*	*	*	*	*	*	*	*	*	*	*	*	*	*	*	*	*	*	*	*	*	*	*	*
04/08/2024	08:00	*	*	*	*	*	*	*	*	*	*	*	*	*	*	*	*	*	*	*	*	*	*	*	*	*	*
04/08/2024	09:00	*	*	*	*	*	*	*	*	*	*	*	*	*	*	*	*	*	*	*	*	*	*	*	*	*	*
04/08/2024	10:00	*	*	*	*	*	*	*	*	*	*	*	*	*	*	*	*	*	*	*	*	*	*	*	*	*	*
04/08/2024	11:00	*	*	*	*	*	*	*	*	*	*	*	*	*	*	*	*	*	*	*	*	*	*	*	*	*	*
04/08/2024	12:00	*	*	*	*	*	*	*	*	*	*	*	*	*	*	*	*	*	*	*	*	*	*	*	*	*	*
04/08/2024	13:00	*	*	*	*	*	*	*	*	*	*	*	*	*	*	*	*	*	*	*	*	*	*	*	*	*	*
04/08/2024	14:00	*	*	*	*	*	*	*	*	*	*	*	*	*	*	*	*	*	*	*	*	*	*	*	*	*	*
04/08/2024	15:00	*	*	*	*	*	*	*	*	*	*	*	*	*	*	*	*	*	*	*	*	*	*	*	*	*	*
04/08/2024	16:00	*	*	*	*	*	*	*	*	*	*	*	*	*	*	*	*	*	*	*	*	*	*	*	*	*	*
04/08/2024	17:00	*	*	*	*	*	*	*	*	*	*	*	*	*	*	*	*	*	*	*	*	*	*	*	*	*	*
04/08/2024	18:00	*	*	*	*	*	*	*	*	*	*	*	*	*	*	*	*	*	*	*	*	*	*	*	*	*	*
04/08/2024	19:00	*	*	*	*	*	*	*	*	*	*	*	*	*	*	*	*	*	*	*	*	*	*	*	*	*	*
04/08/2024	20:00	*	*	*	*	*	*	*	*	*	*	*	*	*	*	*	*	*	*	*	*	*	*	*	*	*	*
04/08/2024	21:00	*	*	*	*	*	*	*	*	*	*	*	*	*	*	*	*	*	*	*	*	*	*	*	*	*	*
04/08/2024	22:00	*	*	*	*	*	*	*	*	*	*	*	*	*	*	*	*	*	*	*	*	*	*	*	*	*	*
04/08/2024	23:00	*	*	*	*	*	*	*	*	*	*	*	*	*	*	*	*	*	*	*	*	*	*	*	*	*	*
24 Hr Summary		0	0	0	0	0	0	0	0	0	0	0	0	0	0	0	0	0	0	0	0	0	0	0	*	*	*

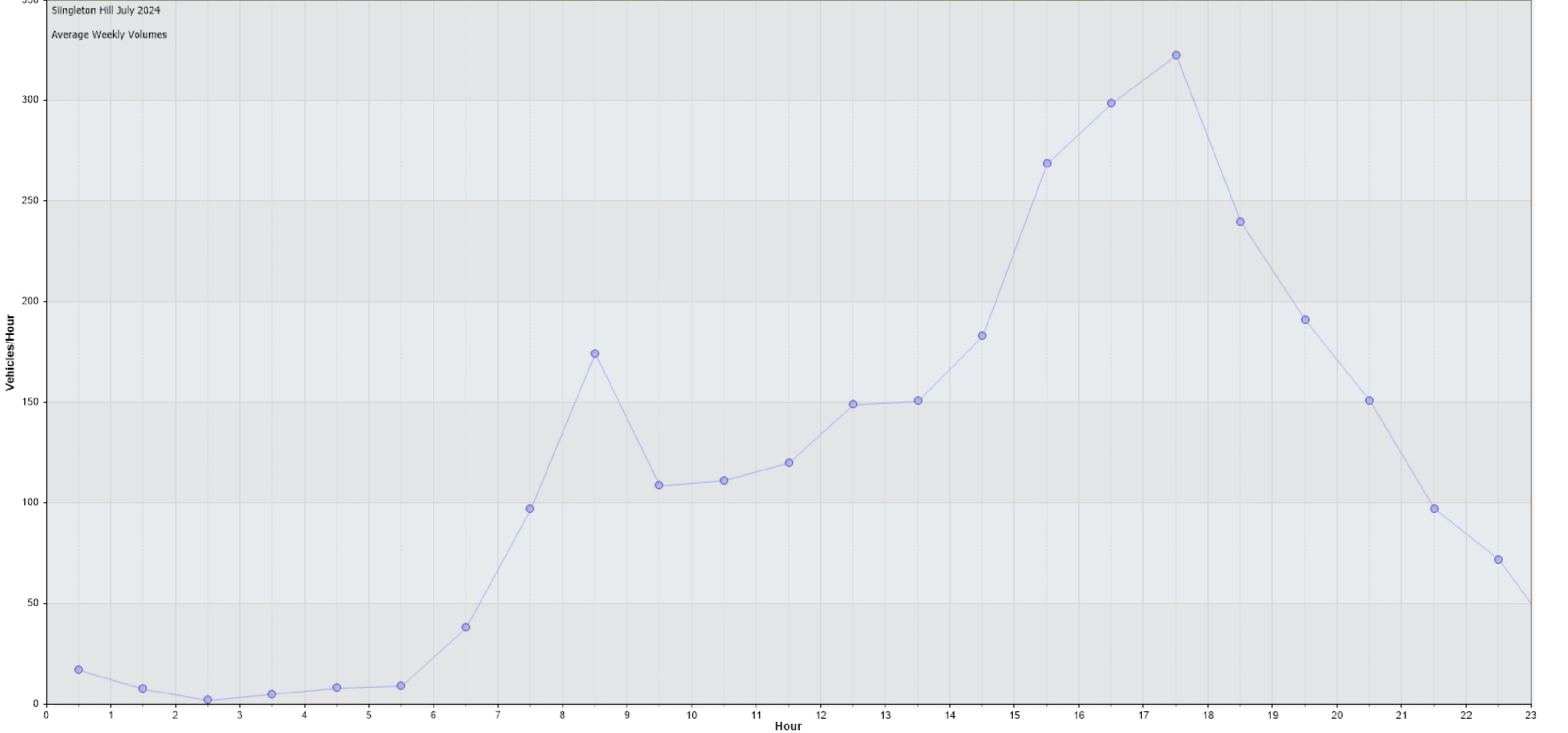
Incoming Histogram

Siingleton Hill July 2024

from Wed-Jun-19-2024-09-00-AM to Mon-Aug-05-2024-11-59-AM

Date	Starting Hr:min	<15	15 to <20	20 to <25	25 to <30	30 to <35	35 to <40	40 to <45	45 to <50	50 to <55	55 to <60	60 to <65	65 to <70	70 to <75	75 to <80	80 to <85	85 to <90	90 to <95	95 to <100	100 to >105	Total Counts	Avg Speed (MPH)	85pct Speed	10MPH Pace	% in pace	# of Speeders	% Speeders	
05/08/2024	00:00	*	*	*	*	*	*	*	*	*	*	*	*	*	*	*	*	*	*	*	*	*	*	*	*	*	*	
05/08/2024	01:00	*	*	*	*	*	*	*	*	*	*	*	*	*	*	*	*	*	*	*	*	*	*	*	*	*	*	
05/08/2024	02:00	*	*	*	*	*	*	*	*	*	*	*	*	*	*	*	*	*	*	*	*	*	*	*	*	*	*	
05/08/2024	03:00	*	*	*	*	*	*	*	*	*	*	*	*	*	*	*	*	*	*	*	*	*	*	*	*	*	*	
05/08/2024	04:00	*	*	*	*	*	*	*	*	*	*	*	*	*	*	*	*	*	*	*	*	*	*	*	*	*	*	
05/08/2024	05:00	*	*	*	*	*	*	*	*	*	*	*	*	*	*	*	*	*	*	*	*	*	*	*	*	*	*	
05/08/2024	06:00	*	*	*	*	*	*	*	*	*	*	*	*	*	*	*	*	*	*	*	*	*	*	*	*	*	*	
05/08/2024	07:00	*	*	*	*	*	*	*	*	*	*	*	*	*	*	*	*	*	*	*	*	*	*	*	*	*	*	
05/08/2024	08:00	*	*	*	*	*	*	*	*	*	*	*	*	*	*	*	*	*	*	*	*	*	*	*	*	*	*	
05/08/2024	09:00	*	*	*	*	*	*	*	*	*	*	*	*	*	*	*	*	*	*	*	*	*	*	*	*	*	*	
05/08/2024	10:00	*	*	*	*	*	*	*	*	*	*	*	*	*	*	*	*	*	*	*	*	*	*	*	*	*	*	
05/08/2024	11:00	0	0	0	0	0	0	0	0	0	0	0	0	0	0	0	0	0	0	0	0	0	0	0	*	*	*	
05/08/2024	12:00	*	*	*	*	*	*	*	*	*	*	*	*	*	*	*	*	*	*	*	*	*	*	*	*	*	*	*
05/08/2024	13:00	*	*	*	*	*	*	*	*	*	*	*	*	*	*	*	*	*	*	*	*	*	*	*	*	*	*	*
05/08/2024	14:00	*	*	*	*	*	*	*	*	*	*	*	*	*	*	*	*	*	*	*	*	*	*	*	*	*	*	*
05/08/2024	15:00	*	*	*	*	*	*	*	*	*	*	*	*	*	*	*	*	*	*	*	*	*	*	*	*	*	*	*
05/08/2024	16:00	*	*	*	*	*	*	*	*	*	*	*	*	*	*	*	*	*	*	*	*	*	*	*	*	*	*	*
05/08/2024	17:00	*	*	*	*	*	*	*	*	*	*	*	*	*	*	*	*	*	*	*	*	*	*	*	*	*	*	*
05/08/2024	18:00	*	*	*	*	*	*	*	*	*	*	*	*	*	*	*	*	*	*	*	*	*	*	*	*	*	*	*
05/08/2024	19:00	*	*	*	*	*	*	*	*	*	*	*	*	*	*	*	*	*	*	*	*	*	*	*	*	*	*	*
05/08/2024	20:00	*	*	*	*	*	*	*	*	*	*	*	*	*	*	*	*	*	*	*	*	*	*	*	*	*	*	*
05/08/2024	21:00	*	*	*	*	*	*	*	*	*	*	*	*	*	*	*	*	*	*	*	*	*	*	*	*	*	*	*
05/08/2024	22:00	*	*	*	*	*	*	*	*	*	*	*	*	*	*	*	*	*	*	*	*	*	*	*	*	*	*	*
05/08/2024	23:00	*	*	*	*	*	*	*	*	*	*	*	*	*	*	*	*	*	*	*	*	*	*	*	*	*	*	*
24 Hr Summary		0	0	0	0	0	0	0	0	0	0	0	0	0	0	0	0	0	0	0	0	0	0	0	*	*	*	

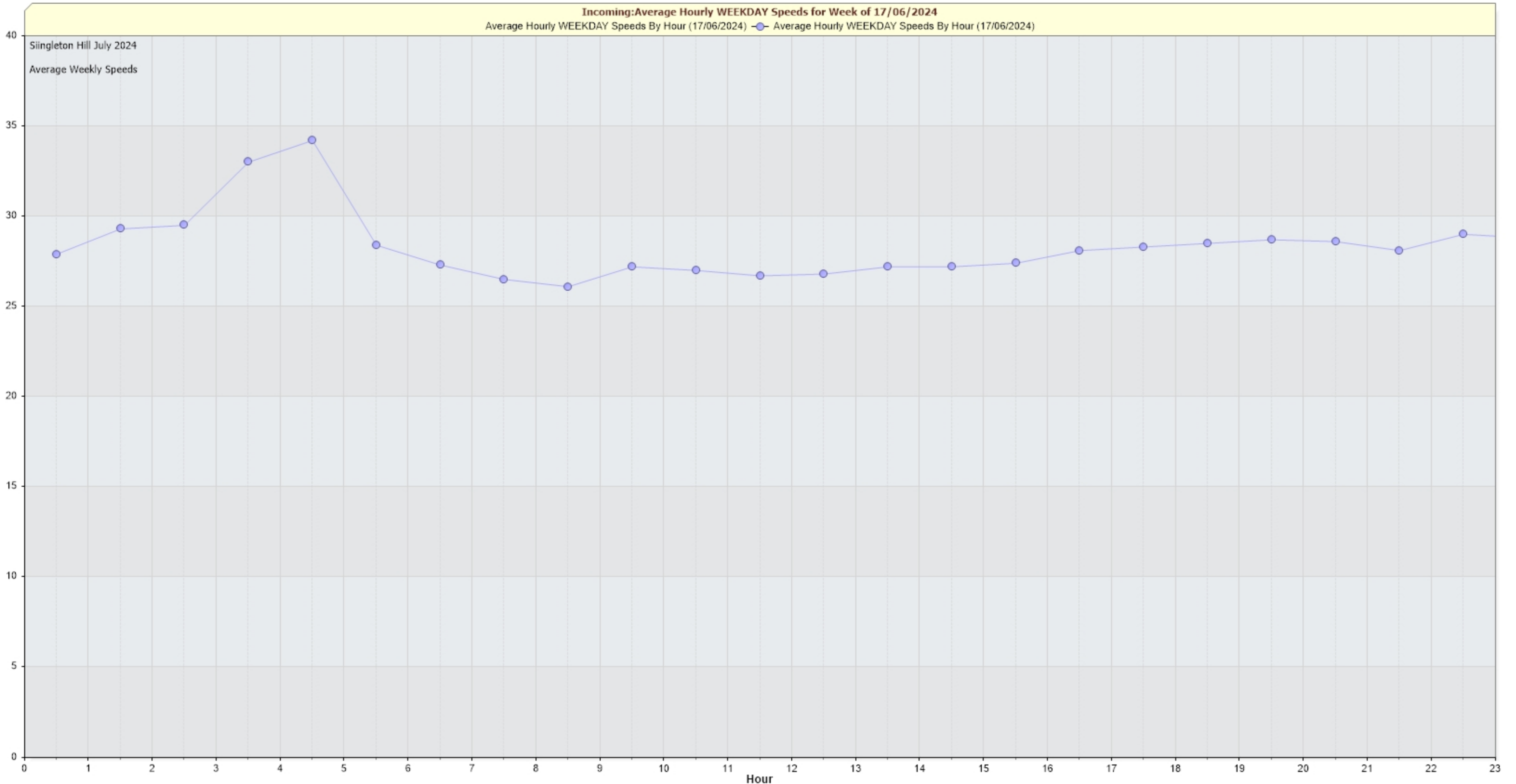
Incoming: Average Hourly Volume for Week of 17/06/2024
Average Counts By Hour (17/06/2024) —●— Average Counts By Hour (17/06/2024)



Singleton Hill July 2024
Average Weekly Volumes

Incoming: Average Hourly WEEKDAY Speeds for Week of 17/06/2024
Average Hourly WEEKDAY Speeds By Hour (17/06/2024) — Average Hourly WEEKDAY Speeds By Hour (17/06/2024)

Singleton Hill July 2024
Average Weekly Speeds



Incoming: Daily Volume for Week of 17/06/2024

Daily Vehicle Counts

Day

Monday

Tuesday

Wednesday

Thursday






Friday

Saturday

Sunday

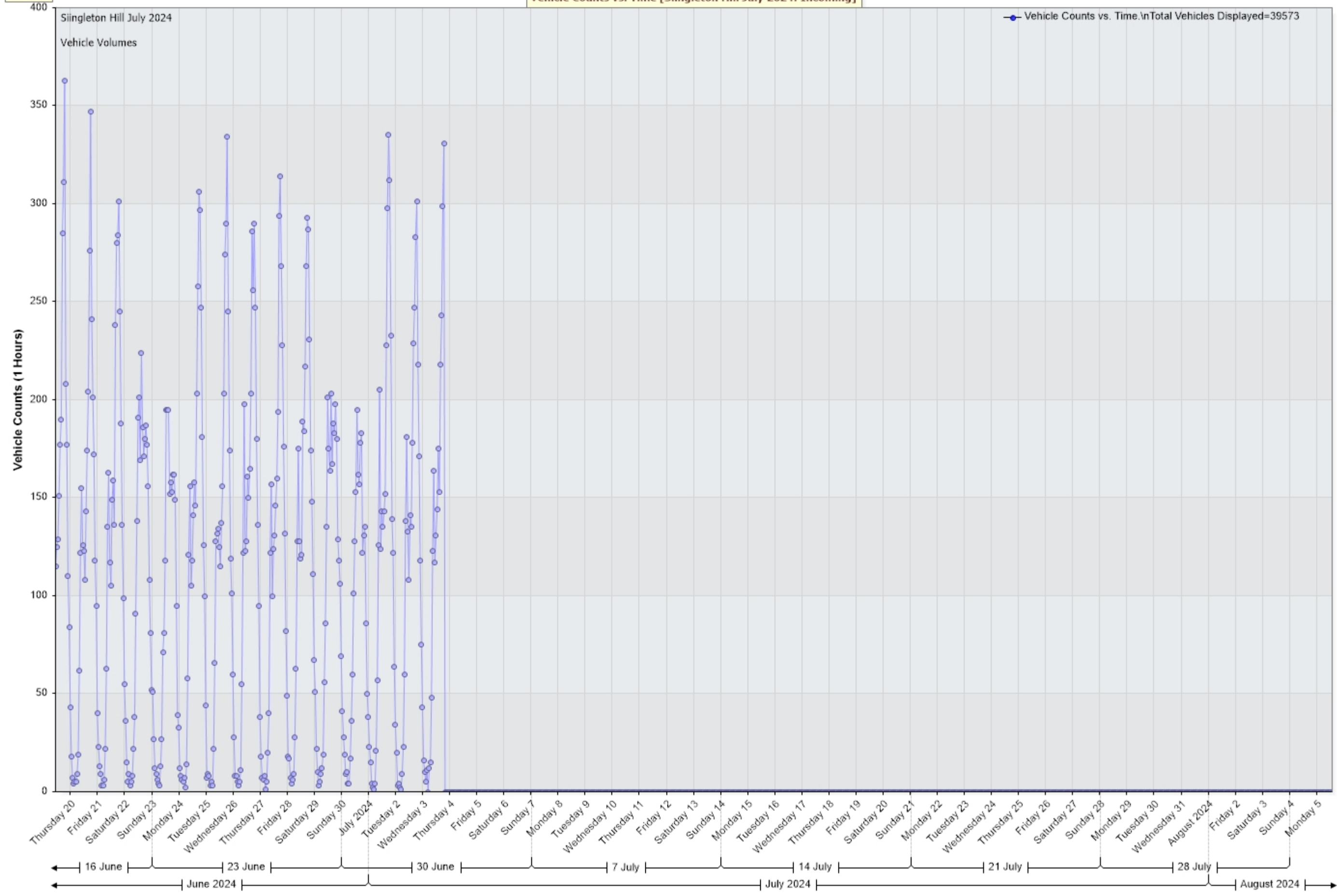
3,500
3,000
2,500
2,000
1,500
1,000
500
0

Singleton Hill July 2024
Daily Volumes



Zoom help

Vehicle Counts vs. Time [Singleton Hill July 2024: Incoming]

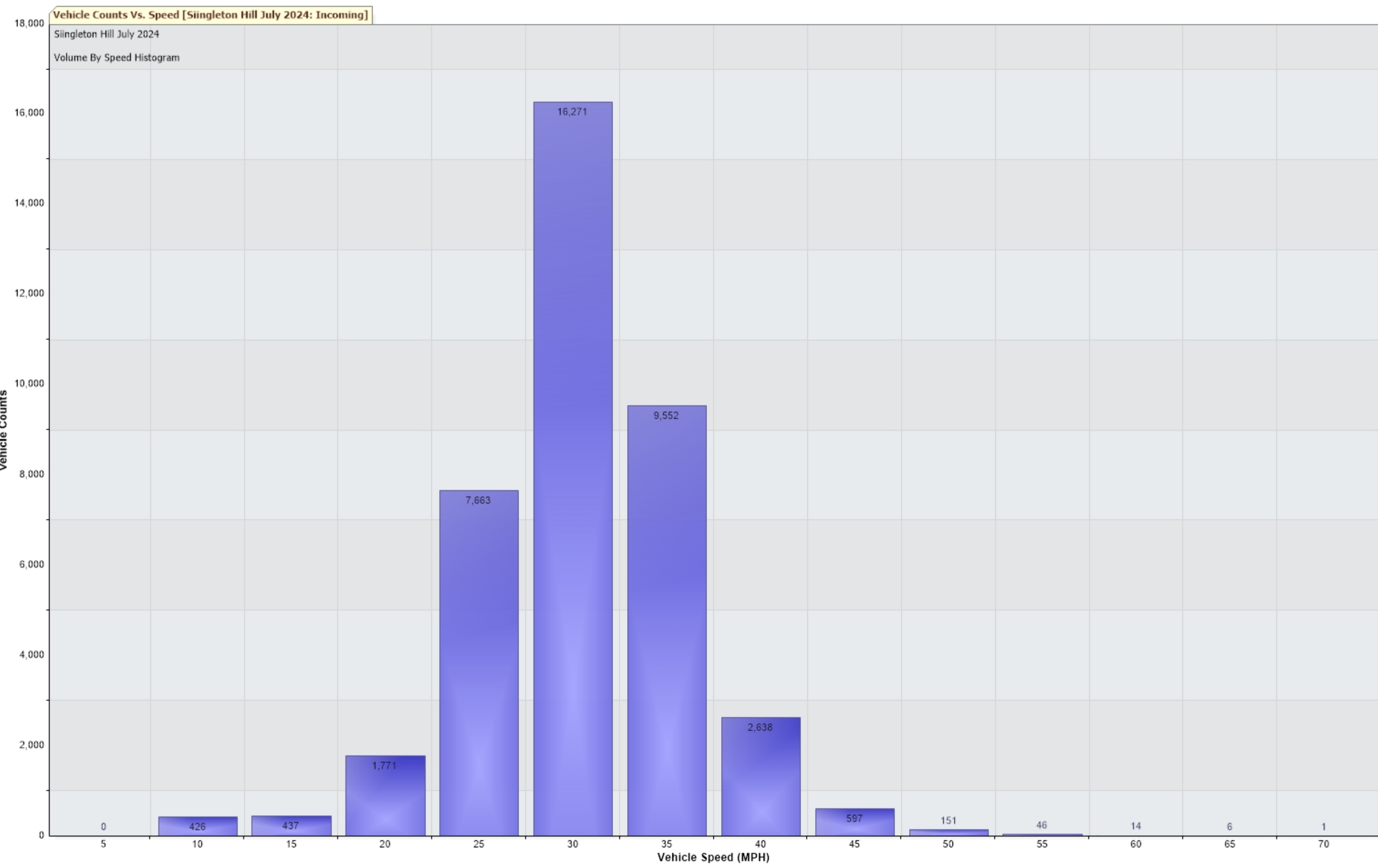


Vehicle Counts Vs. Speed [Siingleton Hill July 2024: Incoming]

Siingleton Hill July 2024

Volume By Speed Histogram

39,573 Counts



Percentile Counts Vs. Speed for [Siingleton Hill July 2024: Incoming]

Siingleton Hill July 2024
85th Pct Speed=33.7 MPH
Vehicles in data=39573
19/06/2024 09:00:00 to 05/08/2024 11:59:59

