

For Project: Singleton Hill June 2023
 Project Notes:
 Location/Name: Incoming
 Report Generated: 10/10/2023 13:13:12
 Speed Intervals: 5 MPH
 Time Intervals: Instant
 Traffic Report From: 19/05/2023 10:00:00 through 29/05/2023 05:59:59
 85th Percentile Speed: 34.4 MPH
 85th Percentile Vehicles: 23311
 Max Speed: 70 MPH on 20/05/2023 03:20:00
 Total Vehicles: 27425
 AADT: 2788

Volumes - weekly counts

Time	5 Day	7 Day
Average Daily	2697	2610
AM Peak 08:00	186	149
PM Peak 17:00	349	302

Speed

Speed Limit: 35
 85th Percentile Speed: 34.4
 50th Percentile Speed: 28.4
 10 MPH Pace Interval: 25.0 MPH to 35.0 MPH
 Average Speed: 28.45

	Monday	Tuesday	Wednesday	Thursday	Friday	Saturday	Sunday
Count over limit	292	301	312	324	664	726	673
% over limit	9.9	10.2	10.3	10.3	11.5	13.9	15.5
Avg Speeder	38.8	39.0	39.0	38.7	38.9	39.0	39.1
Avg Speed	9.0	8.8	8.5	8.4	8.4	10.2	11.4

Day/Time Ending	85th pctl (MPH)	85th pctl cnts	Total Cnts	Max Speed	Avg Speeder	% Speeders	Avg Speed
19/05/2023 11:00:00	35.9	82	97	45	38.1	18.6%	27.5
19/05/2023 12:00:00	35.9	110	129	50	39.1	17.1%	29.4
19/05/2023 13:00:00	34.8	146	172	45	38.8	14.0%	28.2
19/05/2023 14:00:00	32.0	136	160	45	38.0	6.3%	25.9
19/05/2023 15:00:00	33.5	167	196	50	38.9	5.6%	27.8
19/05/2023 16:00:00	33.9	252	297	50	38.8	9.4%	28.4
19/05/2023 17:00:00	34.0	272	320	55	39.2	10.0%	28.3
19/05/2023 18:00:00	33.7	288	339	55	39.0	8.0%	28.4
19/05/2023 19:00:00	33.4	242	285	55	38.5	8.4%	27.3
19/05/2023 20:00:00	33.9	193	227	45	38.7	9.3%	28.0
19/05/2023 21:00:00	36.0	158	186	55	39.3	17.7%	29.8
19/05/2023 22:00:00	34.0	93	109	50	39.8	10.1%	28.0
19/05/2023 23:00:00	37.6	98	115	60	39.7	23.5%	30.5
20/05/2023 00:00:00	37.5	37	43	45	39.2	20.9%	29.3
20/05/2023 01:00:00	34.2	35	41	45	38.8	9.8%	28.6
20/05/2023 02:00:00	35.0	12	14	45	42.5	14.3%	30.8
20/05/2023 03:00:00	32.5	8	10	45	42.5	10.0%	28.1
20/05/2023 04:00:00	45.0	5	6	70	50.8	50.0%	37.8
20/05/2023 05:00:00	28.3	3	4	30	0.0	0.0%	25.8
20/05/2023 06:00:00	40.0	4	5	45	40.0	40.0%	30.0
20/05/2023 07:00:00	36.7	12	14	40	37.5	21.4%	25.6
20/05/2023 08:00:00	31.1	42	50	40	37.5	2.0%	25.3
20/05/2023 09:00:00	35.0	60	70	45	38.5	14.3%	27.7
20/05/2023 10:00:00	34.8	134	158	45	38.4	14.6%	27.5
20/05/2023 11:00:00	32.9	173	203	50	39.2	7.4%	27.1
20/05/2023 12:00:00	34.4	166	195	45	38.2	11.8%	28.5
20/05/2023 13:00:00	36.0	178	210	50	38.6	18.1%	28.6
20/05/2023 14:00:00	34.5	192	226	45	38.7	11.5%	29.0
20/05/2023 15:00:00	34.9	160	188	45	38.2	14.4%	28.6
20/05/2023 16:00:00	35.5	150	177	45	37.8	16.9%	28.7
20/05/2023 17:00:00	36.0	177	208	45	38.4	17.8%	29.8
20/05/2023 18:00:00	36.0	159	187	60	38.8	18.2%	30.0
20/05/2023 19:00:00	34.2	167	196	45	38.1	9.2%	29.0
20/05/2023 20:00:00	34.9	148	174	55	40.1	14.4%	29.2
20/05/2023 21:00:00	36.1	120	141	50	38.9	17.7%	29.4
20/05/2023 22:00:00	37.5	82	97	70	42.5	19.6%	29.7
20/05/2023 23:00:00	36.4	62	73	45	38.6	19.2%	28.7
21/05/2023 00:00:00	36.7	42	50	55	39.3	22.0%	29.4
21/05/2023 01:00:00	37.5	29	34	50	39.4	23.5%	30.5
21/05/2023 02:00:00	35.0	16	19	40	37.5	15.8%	29.8
21/05/2023 03:00:00	30.0	4	5	40	37.5	20.0%	26.0
21/05/2023 04:00:00	35.0	2	2	35	0.0	0.0%	29.5
21/05/2023 05:00:00	40.0	5	6	45	38.8	66.7%	35.3
21/05/2023 06:00:00	45.0	2	2	45	40.0	100.0%	39.5
21/05/2023 07:00:00	38.0	11	13	40	37.5	38.5%	29.8
21/05/2023 08:00:00	40.0	20	23	50	41.5	21.7%	28.7
21/05/2023 09:00:00	34.7	48	57	45	38.1	14.0%	28.1

21/05/2023 10:00:00	36.4	55	65	55	41.3	18.5%	29.4
21/05/2023 11:00:00	34.8	105	124	45	38.6	14.5%	27.6
21/05/2023 12:00:00	34.4	157	185	45	38.0	11.4%	28.7
21/05/2023 13:00:00	34.9	150	176	45	38.5	14.2%	28.7
21/05/2023 14:00:00	34.3	164	193	45	37.7	10.9%	28.6
21/05/2023 15:00:00	35.0	152	179	50	39.4	15.1%	29.2
21/05/2023 16:00:00	34.9	169	199	45	38.0	14.6%	29.6
21/05/2023 17:00:00	34.3	166	195	45	38.7	10.8%	28.3
21/05/2023 18:00:00	35.8	146	172	45	38.3	17.4%	30.0
21/05/2023 19:00:00	34.2	128	151	55	39.6	11.3%	28.3
21/05/2023 20:00:00	34.5	136	160	50	39.7	11.3%	29.5
21/05/2023 21:00:00	36.0	85	100	50	38.6	18.0%	29.3
21/05/2023 22:00:00	36.9	62	73	60	42.9	19.2%	30.7
21/05/2023 23:00:00	32.0	38	45	40	37.5	2.2%	27.3
22/05/2023 00:00:00	35.0	14	17	45	40.8	17.6%	30.3
22/05/2023 01:00:00	30.0	5	6	40	37.5	16.7%	22.2
22/05/2023 02:00:00	37.5	6	7	40	37.5	28.6%	30.0
22/05/2023 03:00:00	35.0	6	7	55	52.5	14.3%	30.6
22/05/2023 04:00:00	0.0	0	0	0	0.0	0.0%	0.0
22/05/2023 05:00:00	30.0	3	3	30	0.0	0.0%	24.0
22/05/2023 06:00:00	41.2	14	17	45	40.0	47.1%	33.6
22/05/2023 07:00:00	37.1	30	35	50	38.8	22.9%	26.8
22/05/2023 08:00:00	33.6	99	116	50	38.4	9.5%	25.1
22/05/2023 09:00:00	33.1	172	202	45	38.5	5.0%	27.2
22/05/2023 10:00:00	32.8	105	123	45	38.2	5.7%	26.2
22/05/2023 11:00:00	33.4	103	121	50	39.2	7.4%	27.2
22/05/2023 12:00:00	33.2	104	122	40	37.5	4.9%	27.0
22/05/2023 13:00:00	33.1	131	154	45	39.2	5.8%	27.3
22/05/2023 14:00:00	35.6	129	152	45	37.9	17.1%	28.6
22/05/2023 15:00:00	33.8	133	157	50	38.2	9.6%	27.2
22/05/2023 16:00:00	33.6	272	320	45	38.0	6.9%	27.9
22/05/2023 17:00:00	33.6	243	286	60	39.7	9.4%	27.5
22/05/2023 18:00:00	33.5	294	346	50	38.4	6.6%	28.1
22/05/2023 19:00:00	34.5	224	263	50	38.3	11.8%	29.1
22/05/2023 20:00:00	34.2	142	167	45	38.8	9.6%	28.8
22/05/2023 21:00:00	36.5	101	119	45	38.8	19.3%	29.6
22/05/2023 22:00:00	35.0	77	91	50	38.9	15.4%	29.5
22/05/2023 23:00:00	35.8	42	50	55	40.8	18.0%	30.4
23/05/2023 00:00:00	33.3	20	24	45	40.0	8.3%	27.7
23/05/2023 01:00:00	35.0	8	9	40	37.5	11.1%	28.8
23/05/2023 02:00:00	35.0	3	4	50	47.5	25.0%	32.0
23/05/2023 03:00:00	45.0	8	9	50	40.5	55.6%	35.3
23/05/2023 04:00:00	35.0	4	5	45	42.5	20.0%	33.0
23/05/2023 05:00:00	40.0	5	6	45	40.0	33.3%	31.3
23/05/2023 06:00:00	37.5	10	12	40	37.5	33.3%	32.2
23/05/2023 07:00:00	34.3	32	38	50	40.5	13.2%	26.5
23/05/2023 08:00:00	33.9	118	139	45	38.4	7.9%	27.4
23/05/2023 09:00:00	31.2	156	184	45	38.0	5.4%	26.0

23/05/2023 10:00:00	32.4	86	101	45	38.3	5.9%	26.3
23/05/2023 11:00:00	35.0	91	107	45	38.4	15.0%	28.1
23/05/2023 12:00:00	32.4	97	114	45	38.1	7.0%	26.5
23/05/2023 13:00:00	33.6	135	159	50	39.0	8.2%	27.3
23/05/2023 14:00:00	34.0	116	137	45	38.2	10.2%	27.8
23/05/2023 15:00:00	33.7	135	159	50	38.8	9.4%	27.7
23/05/2023 16:00:00	33.8	213	251	45	38.0	8.8%	27.7
23/05/2023 17:00:00	33.5	278	327	50	39.4	7.3%	28.1
23/05/2023 18:00:00	34.2	298	350	55	38.9	10.6%	28.5
23/05/2023 19:00:00	33.5	252	296	45	37.8	6.4%	26.8
23/05/2023 20:00:00	34.4	179	211	55	40.0	12.3%	28.4
23/05/2023 21:00:00	36.9	127	149	45	38.6	20.8%	29.7
23/05/2023 22:00:00	34.8	83	98	65	42.5	14.3%	28.8
23/05/2023 23:00:00	34.7	56	66	50	40.8	13.6%	28.7
24/05/2023 00:00:00	37.5	20	24	45	38.2	29.2%	30.3
24/05/2023 01:00:00	42.5	12	14	50	40.8	42.9%	33.9
24/05/2023 02:00:00	37.5	4	5	40	37.5	40.0%	31.0
24/05/2023 03:00:00	35.0	1	1	35	0.0	0.0%	32.0
24/05/2023 04:00:00	35.0	4	5	40	37.5	20.0%	28.0
24/05/2023 05:00:00	30.0	5	6	35	0.0	0.0%	25.5
24/05/2023 06:00:00	40.0	8	9	50	42.5	22.2%	30.4
24/05/2023 07:00:00	37.1	31	36	45	38.1	22.2%	27.7
24/05/2023 08:00:00	33.8	98	115	50	40.5	8.7%	26.8
24/05/2023 09:00:00	33.2	151	178	45	38.4	6.2%	27.6
24/05/2023 10:00:00	34.3	99	116	40	37.5	11.2%	27.2
24/05/2023 11:00:00	33.1	105	123	45	38.6	7.3%	26.4
24/05/2023 12:00:00	34.0	105	124	45	37.9	10.5%	27.7
24/05/2023 13:00:00	33.5	129	152	45	38.7	8.6%	27.0
24/05/2023 14:00:00	33.8	131	154	45	38.8	9.7%	27.3
24/05/2023 15:00:00	33.6	122	144	50	40.0	9.7%	27.5
24/05/2023 16:00:00	33.0	218	256	50	39.1	7.4%	27.1
24/05/2023 17:00:00	33.8	262	308	50	38.8	9.1%	28.3
24/05/2023 18:00:00	33.6	337	396	60	38.7	7.6%	28.5
24/05/2023 19:00:00	34.1	221	260	45	38.1	10.4%	28.0
24/05/2023 20:00:00	34.3	199	234	45	38.3	11.1%	28.3
24/05/2023 21:00:00	34.3	146	172	50	38.5	11.6%	28.3
24/05/2023 22:00:00	36.3	93	109	55	39.3	18.3%	28.8
24/05/2023 23:00:00	37.5	61	72	50	39.3	23.6%	30.3
25/05/2023 00:00:00	43.8	24	28	70	48.8	28.6%	32.8
25/05/2023 01:00:00	40.0	6	7	45	39.2	42.9%	33.4
25/05/2023 02:00:00	37.5	8	10	50	40.8	30.0%	31.0
25/05/2023 03:00:00	30.0	8	10	40	37.5	10.0%	25.1
25/05/2023 04:00:00	35.0	14	16	45	40.0	12.5%	23.4
25/05/2023 05:00:00	38.8	5	6	40	37.5	66.7%	32.2
25/05/2023 06:00:00	42.5	8	9	45	40.0	44.4%	31.4
25/05/2023 07:00:00	34.2	34	40	50	39.5	12.5%	26.4
25/05/2023 08:00:00	34.4	101	119	45	38.8	12.6%	27.3
25/05/2023 09:00:00	32.6	172	202	45	37.9	5.9%	25.6

25/05/2023 10:00:00	33.3	116	137	45	37.9	8.8%	27.1
25/05/2023 11:00:00	34.8	97	114	55	39.4	14.0%	28.1
25/05/2023 12:00:00	34.0	110	129	45	39.3	10.9%	26.8
25/05/2023 13:00:00	33.8	150	176	45	39.4	9.1%	28.1
25/05/2023 14:00:00	33.4	127	149	45	38.0	7.4%	27.2
25/05/2023 15:00:00	33.5	158	186	45	38.2	7.5%	27.8
25/05/2023 16:00:00	33.2	257	302	50	38.6	6.3%	27.3
25/05/2023 17:00:00	33.6	258	303	50	37.9	7.6%	28.1
25/05/2023 18:00:00	34.1	298	351	50	38.5	10.0%	28.9
25/05/2023 19:00:00	33.9	226	266	50	39.3	9.4%	28.5
25/05/2023 20:00:00	34.5	189	222	60	38.8	12.2%	29.0
25/05/2023 21:00:00	34.4	156	183	45	38.9	12.0%	28.4
25/05/2023 22:00:00	35.4	92	108	50	39.3	15.7%	29.3
25/05/2023 23:00:00	34.7	64	75	45	38.0	13.3%	29.2
26/05/2023 00:00:00	38.6	31	37	50	38.9	37.8%	31.2
26/05/2023 01:00:00	38.8	14	16	45	38.5	31.3%	31.8
26/05/2023 02:00:00	42.5	8	9	45	40.8	33.3%	32.0
26/05/2023 03:00:00	42.5	7	8	45	42.5	25.0%	30.1
26/05/2023 04:00:00	40.0	5	6	45	40.0	33.3%	32.0
26/05/2023 05:00:00	35.0	3	3	35	0.0	0.0%	27.0
26/05/2023 06:00:00	39.0	9	11	45	38.3	54.5%	31.6
26/05/2023 07:00:00	37.1	28	33	45	38.1	24.2%	28.1
26/05/2023 08:00:00	34.2	94	111	50	38.7	11.7%	27.0
26/05/2023 09:00:00	33.3	139	164	45	37.9	7.9%	26.5
26/05/2023 10:00:00	32.9	98	115	40	37.5	6.1%	26.2
26/05/2023 11:00:00	34.4	106	125	50	40.6	12.8%	28.0
26/05/2023 12:00:00	34.7	140	165	45	38.6	13.3%	28.6
26/05/2023 13:00:00	34.2	147	173	65	39.3	11.0%	27.9
26/05/2023 14:00:00	33.9	156	184	45	38.4	8.7%	28.3
26/05/2023 15:00:00	34.4	184	216	45	38.1	11.1%	28.4
26/05/2023 16:00:00	33.6	235	276	50	38.5	8.7%	28.1
26/05/2023 17:00:00	34.6	278	327	50	38.6	12.5%	28.9
26/05/2023 18:00:00	34.3	232	273	50	38.4	10.6%	28.8
26/05/2023 19:00:00	34.2	215	253	50	38.8	9.5%	28.5
26/05/2023 20:00:00	34.3	203	239	55	39.6	10.9%	28.8
26/05/2023 21:00:00	34.9	128	150	60	39.4	14.0%	29.4
26/05/2023 22:00:00	35.0	110	130	55	39.0	15.4%	28.5
26/05/2023 23:00:00	36.7	61	72	55	41.1	19.4%	30.4
27/05/2023 00:00:00	38.0	35	41	45	38.3	29.3%	31.4
27/05/2023 01:00:00	37.9	29	34	50	39.2	26.5%	30.5
27/05/2023 02:00:00	37.5	8	10	50	40.8	30.0%	32.6
27/05/2023 03:00:00	47.5	8	9	50	45.0	44.4%	35.3
27/05/2023 04:00:00	35.0	8	10	55	47.5	20.0%	33.7
27/05/2023 05:00:00	40.0	6	7	45	40.0	28.6%	29.9
27/05/2023 06:00:00	30.0	6	7	35	0.0	0.0%	18.4
27/05/2023 07:00:00	40.0	16	19	50	40.4	36.8%	29.7
27/05/2023 08:00:00	31.7	40	47	50	40.8	6.4%	24.7
27/05/2023 09:00:00	34.3	55	65	50	38.8	12.3%	26.7

27/05/2023 10:00:00	33.6	105	123	45	38.4	8.9%	26.8
27/05/2023 11:00:00	33.2	139	164	45	38.9	6.7%	26.3
27/05/2023 12:00:00	33.8	152	179	55	39.9	9.5%	27.9
27/05/2023 13:00:00	35.9	167	197	50	38.8	17.8%	29.2
27/05/2023 14:00:00	34.4	173	204	55	38.5	11.8%	28.3
27/05/2023 15:00:00	34.6	161	189	50	38.5	12.7%	28.5
27/05/2023 16:00:00	35.5	138	162	50	38.5	16.0%	29.5
27/05/2023 17:00:00	35.2	156	183	50	38.9	15.3%	28.9
27/05/2023 18:00:00	34.8	172	202	50	38.6	13.9%	28.2
27/05/2023 19:00:00	34.5	152	179	45	37.7	12.3%	28.9
27/05/2023 20:00:00	34.2	167	196	50	39.1	11.2%	28.4
27/05/2023 21:00:00	35.0	107	126	55	41.4	15.1%	28.9
27/05/2023 22:00:00	33.2	76	90	50	38.6	10.0%	27.0
27/05/2023 23:00:00	34.5	68	80	55	41.0	12.5%	29.0
28/05/2023 00:00:00	36.5	47	55	50	38.4	20.0%	29.7
28/05/2023 01:00:00	37.5	31	36	50	39.4	22.2%	31.6
28/05/2023 02:00:00	36.7	13	15	40	37.5	20.0%	29.5
28/05/2023 03:00:00	35.0	11	13	45	40.0	15.4%	30.3
28/05/2023 04:00:00	35.0	8	10	40	37.5	20.0%	30.2
28/05/2023 05:00:00	48.3	5	6	50	45.0	66.7%	39.7
28/05/2023 06:00:00	45.0	7	8	55	42.5	50.0%	33.9
28/05/2023 07:00:00	37.5	11	13	40	37.5	30.8%	29.5
28/05/2023 08:00:00	33.0	21	25	40	37.5	8.0%	26.2
28/05/2023 09:00:00	36.7	34	40	50	39.4	20.0%	29.3
28/05/2023 10:00:00	35.7	88	104	45	38.3	17.3%	29.4
28/05/2023 11:00:00	36.5	87	102	60	38.5	20.6%	29.2
28/05/2023 12:00:00	36.0	124	146	50	38.8	17.8%	30.2
28/05/2023 13:00:00	34.9	164	193	55	40.0	14.5%	29.9
28/05/2023 14:00:00	35.0	127	149	60	40.5	14.8%	29.7
28/05/2023 15:00:00	34.6	158	186	45	38.6	12.4%	29.1
28/05/2023 16:00:00	34.9	140	165	50	39.6	14.5%	30.1
28/05/2023 17:00:00	34.8	144	170	55	39.8	14.1%	29.4
28/05/2023 18:00:00	37.6	150	176	50	39.0	23.9%	30.2
28/05/2023 19:00:00	35.0	144	170	50	38.7	15.3%	29.4
28/05/2023 20:00:00	36.9	110	129	50	39.9	19.4%	30.2
28/05/2023 21:00:00	34.9	100	118	50	38.7	14.4%	29.8
28/05/2023 22:00:00	35.4	71	84	45	37.9	16.7%	28.5
28/05/2023 23:00:00	36.5	53	62	55	39.2	19.4%	30.3
29/05/2023 00:00:00	34.5	26	30	60	45.8	10.0%	28.9
29/05/2023 01:00:00	35.0	22	26	40	37.5	15.4%	29.9
29/05/2023 02:00:00	40.0	11	13	55	44.2	23.1%	32.8
29/05/2023 03:00:00	40.0	7	8	45	39.2	37.5%	31.4
29/05/2023 04:00:00	40.0	2	2	40	37.5	50.0%	34.5
29/05/2023 05:00:00	30.0	3	4	40	37.5	25.0%	28.3
29/05/2023 06:00:00	35.0	1	1	35	0.0	0.0%	32.0

Day/Time Ending	85th pctl (MPH)	85th pctl cnts	Total Cnts	Max Speed	Avg Speeder	% Speeders	Avg Speed
20/05/2023 00:00:00	34.2	2274	2675	60	39.0	11.1%	28.2
21/05/2023 00:00:00	34.9	2292	2697	70	38.9	14.5%	28.7
22/05/2023 00:00:00	34.9	1866	2195	60	38.9	14.2%	29.0
23/05/2023 00:00:00	34.0	2455	2888	60	38.7	9.7%	27.9
24/05/2023 00:00:00	34.0	2512	2955	65	39.0	10.2%	27.8
25/05/2023 00:00:00	34.0	2564	3017	70	39.0	10.3%	27.9
26/05/2023 00:00:00	34.0	2683	3157	60	38.7	10.3%	28.0
27/05/2023 00:00:00	34.4	2635	3100	65	38.9	11.8%	28.4
28/05/2023 00:00:00	34.6	2156	2537	55	39.1	13.2%	28.3
29/05/2023 00:00:00	35.7	1828	2150	60	39.3	16.8%	29.7
29/05/2023 05:59:59	37.2	46	54	55	39.6	22.2%	30.9

Incoming Weekly Counts
Singleton Hill June 2023

from Fri-May-19-2023-10-00-AM to Mon-May-29-2023-05-59-AM

	15/05/2023	to	21/05/2023							
	Monday	Tuesday	Wednesday	Thursday	Friday	Saturday	Sunday	Week	Weekend	Week Day 85%
Hour	15/05/2023	16/05/2023	17/05/2023	18/05/2023	19/05/2023	20/05/2023	21/05/2023	Day Avg	Avg	Avg Speed
0 - 1	*	*	*	*	*	41	34	0	37.5	0
1 - 2	*	*	*	*	*	14	19	0	16.5	0
2 - 3	*	*	*	*	*	10	5	0	7.5	0
3 - 4	*	*	*	*	*	6	2	0	4	0
4 - 5	*	*	*	*	*	4	6	0	5	0
5 - 6	*	*	*	*	*	5	2	0	3.5	0
6 - 7	*	*	*	*	*	14	13	0	13.5	0
7 - 8	*	*	*	*	*	50	23	0	36.5	0
8 - 9	*	*	*	*	*	70	57	0	63.5	0
9 - 10	*	*	*	*	*	158	65	0	111.5	0
10 - 11	*	*	*	*	97	203	124	97	163.5	35.9
11 - 12	*	*	*	*	129	195	185	129	190	35.9
12 - 13	*	*	*	*	172	210	176	172	193	34.8
13 - 14	*	*	*	*	160	226	193	160	209.5	32
14 - 15	*	*	*	*	196	188	179	196	183.5	33.5
15 - 16	*	*	*	*	297	177	199	297	188	33.9
16 - 17	*	*	*	*	320	208	195	320	201.5	34
17 - 18	*	*	*	*	339	187	172	339	179.5	33.7
18 - 19	*	*	*	*	285	196	151	285	173.5	33.4
19 - 20	*	*	*	*	227	174	160	227	167	33.9
20 - 21	*	*	*	*	186	141	100	186	120.5	36
21 - 22	*	*	*	*	109	97	73	109	85	34
22 - 23	*	*	*	*	115	73	45	115	59	37.6
23 - 24	*	*	*	*	43	50	17	43	33.5	37.5
Totals	0	0	0	0	2675	2697	2195			
% of Total	0%	0%	0%	0%	35.35%	35.64%	29.01%			

Incoming Weekly Counts
Singleton Hill June 2023

from Fri-May-19-2023-10-00-AM to Mon-May-29-2023-05-59-AM

	22/05/2023	to	28/05/2023							
	Monday	Tuesday	Wednesday	Thursday	Friday	Saturday	Sunday	Week	Weekend	Week Day 85%
Hour	22/05/2023	23/05/2023	24/05/2023	25/05/2023	26/05/2023	27/05/2023	28/05/2023	Day Avg	Avg	Avg Speed
0 - 1	6	9	14	7	16	34	36	10.4	35	37.26
1 - 2	7	4	5	10	9	10	15	7	12.5	38
2 - 3	7	9	1	10	8	9	13	7	11	37.5
3 - 4	0	5	5	16	6	10	10	6.4	10	36.25
4 - 5	3	6	6	6	3	7	6	4.8	6.5	34.76
5 - 6	17	12	9	9	11	7	8	11.6	7.5	40.04
6 - 7	35	38	36	40	33	19	13	36.4	16	35.96
7 - 8	116	139	115	119	111	47	25	120	36	33.98
8 - 9	202	184	178	202	164	65	40	186	52.5	32.68
9 - 10	123	101	116	137	115	123	104	118.4	113.5	33.14
10 - 11	121	107	123	114	125	164	102	118	133	34.14
11 - 12	122	114	124	129	165	179	146	130.8	162.5	33.66
12 - 13	154	159	152	176	173	197	193	162.8	195	33.64
13 - 14	152	137	154	149	184	204	149	155.2	176.5	34.14
14 - 15	157	159	144	186	216	189	186	172.4	187.5	33.8
15 - 16	320	251	256	302	276	162	165	281	163.5	33.44
16 - 17	286	327	308	303	327	183	170	310.2	176.5	33.82
17 - 18	346	350	396	351	273	202	176	343.2	189	33.94
18 - 19	263	296	260	266	253	179	170	267.6	174.5	34.04
19 - 20	167	211	234	222	239	196	129	214.6	162.5	34.34
20 - 21	119	149	172	183	150	126	118	154.6	122	35.4
21 - 22	91	98	109	108	130	90	84	107.2	87	35.3
22 - 23	50	66	72	75	72	80	62	67	71	35.88
23 - 24	24	24	28	37	41	55	30	30.8	42.5	38.24
Totals	2888	2955	3017	3157	3100	2537	2150			
% of Total	14.58%	14.92%	15.23%	15.94%	15.65%	12.81%	10.86%			

Incoming Weekly Counts
Singleton Hill June 2023

from Fri-May-19-2023-10-00-AM to Mon-May-29-2023-05-59-AM

	29/05/2023	to	04/06/2023							
	Monday	Tuesday	Wednesday	Thursday	Friday	Saturday	Sunday	Week	Weekend	Week Day 85%
Hour	29/05/2023	30/05/2023	31/05/2023	01/06/2023	02/06/2023	03/06/2023	04/06/2023	Day Avg	Avg	Avg Speed
0 - 1	26	*	*	*	*	*	*	26	0	35
1 - 2	13	*	*	*	*	*	*	13	0	40
2 - 3	8	*	*	*	*	*	*	8	0	40
3 - 4	2	*	*	*	*	*	*	2	0	40
4 - 5	4	*	*	*	*	*	*	4	0	30
5 - 6	1	*	*	*	*	*	*	1	0	35
6 - 7	*	*	*	*	*	*	*	0	0	0
7 - 8	*	*	*	*	*	*	*	0	0	0
8 - 9	*	*	*	*	*	*	*	0	0	0
9 - 10	*	*	*	*	*	*	*	0	0	0
10 - 11	*	*	*	*	*	*	*	0	0	0
11 - 12	*	*	*	*	*	*	*	0	0	0
12 - 13	*	*	*	*	*	*	*	0	0	0
13 - 14	*	*	*	*	*	*	*	0	0	0
14 - 15	*	*	*	*	*	*	*	0	0	0
15 - 16	*	*	*	*	*	*	*	0	0	0
16 - 17	*	*	*	*	*	*	*	0	0	0
17 - 18	*	*	*	*	*	*	*	0	0	0
18 - 19	*	*	*	*	*	*	*	0	0	0
19 - 20	*	*	*	*	*	*	*	0	0	0
20 - 21	*	*	*	*	*	*	*	0	0	0
21 - 22	*	*	*	*	*	*	*	0	0	0
22 - 23	*	*	*	*	*	*	*	0	0	0
23 - 24	*	*	*	*	*	*	*	0	0	0
Totals	54	0	0	0	0	0	0			
% of Total	100%	0%	0%	0%	0%	0%	0%			

Incoming Monthly Counts
Singleton Hill June 2023

from Fri-May-19-2023-10-00-AM to Mon-May-29-2023-05-59-AM

Hour	May 2023							Week Day Avg	Weekend Avg	Week Day 85% Avg Speed
	Monday	Tuesday	Wednesday	Thursday	Friday	Saturday	Sunday			
0 - 1	32	9	14	7	16	75	70	15.6	72.5	38.26
1 - 2	20	4	5	10	9	24	34	9.6	29	38.16
2 - 3	15	9	1	10	8	19	18	8.6	18.5	38.5
3 - 4	2	5	5	16	6	16	12	6.8	14	37
4 - 5	7	6	6	6	3	11	12	5.6	11.5	34.76
5 - 6	18	12	9	9	11	12	10	11.8	11	40.04
6 - 7	35	38	36	40	33	33	26	36.4	29.5	35.96
7 - 8	116	139	115	119	111	97	48	120	72.5	33.98
8 - 9	202	184	178	202	164	135	97	186	116	32.68
9 - 10	123	101	116	137	115	281	169	118.4	225	33.14
10 - 11	121	107	123	114	222	367	226	137.4	296.5	34.3
11 - 12	122	114	124	129	294	374	331	156.6	352.5	33.72
12 - 13	154	159	152	176	345	407	369	197.2	388	33.7
13 - 14	152	137	154	149	344	430	342	187.2	386	34.04
14 - 15	157	159	144	186	412	377	365	211.6	371	33.7
15 - 16	320	251	256	302	573	339	364	340.4	351.5	33.48
16 - 17	286	327	308	303	647	391	365	374.2	378	33.76
17 - 18	346	350	396	351	612	389	348	411	368.5	33.88
18 - 19	263	296	260	266	538	375	321	324.6	348	33.96
19 - 20	167	211	234	222	466	370	289	260	329.5	34.3
20 - 21	119	149	172	183	336	267	218	191.8	242.5	35.52
21 - 22	91	98	109	108	239	187	157	129	172	35.2
22 - 23	50	66	72	75	187	153	107	90	130	36
23 - 24	24	24	28	37	84	105	47	39.4	76	38.14
Totals	2942	2955	3017	3157	5775	5234	4345			
% of Total	10.73%	10.77%	11%	11.51%	21.06%	19.08%	15.84%			

Incoming Weekly Speeds
Singleton Hill June 2023

from Fri-May-19-2023-10-00-AM to Mon-May-29-2023-05-59-AM

	15/05/2023	to	21/05/2023							
	Monday	Tuesday	Wednesday	Thursday	Friday	Saturday	Sunday	Week	Weekend	Week Day 85%
Hour	15/05/2023	16/05/2023	17/05/2023	18/05/2023	19/05/2023	20/05/2023	21/05/2023	Day Avg	Avg	Avg Speed
0 - 1	*	*	*	*	*	28.61	30.5	0	29.47	0
1 - 2	*	*	*	*	*	30.79	29.79	0	30.21	0
2 - 3	*	*	*	*	*	28.1	26	0	27.4	0
3 - 4	*	*	*	*	*	37.83	29.5	0	35.75	0
4 - 5	*	*	*	*	*	25.75	35.33	0	31.5	0
5 - 6	*	*	*	*	*	30	39.5	0	32.71	0
6 - 7	*	*	*	*	*	25.57	29.85	0	27.63	0
7 - 8	*	*	*	*	*	25.32	28.74	0	26.4	0
8 - 9	*	*	*	*	*	27.74	28.12	0	27.91	0
9 - 10	*	*	*	*	*	27.54	29.43	0	28.09	0
10 - 11	*	*	*	*	27.47	27.06	27.6	27.47	27.27	35.9
11 - 12	*	*	*	*	29.37	28.54	28.7	29.37	28.62	35.9
12 - 13	*	*	*	*	28.18	28.64	28.74	28.18	28.68	34.8
13 - 14	*	*	*	*	25.9	29.02	28.64	25.9	28.84	32
14 - 15	*	*	*	*	27.81	28.58	29.25	27.81	28.9	33.5
15 - 16	*	*	*	*	28.42	28.72	29.57	28.42	29.17	33.9
16 - 17	*	*	*	*	28.32	29.83	28.34	28.32	29.11	34
17 - 18	*	*	*	*	28.36	30.04	30.04	28.36	30.04	33.7
18 - 19	*	*	*	*	27.28	28.99	28.34	27.28	28.71	33.4
19 - 20	*	*	*	*	27.98	29.18	29.45	27.98	29.31	33.9
20 - 21	*	*	*	*	29.82	29.35	29.26	29.82	29.32	36
21 - 22	*	*	*	*	28.03	29.66	30.74	28.03	30.12	34
22 - 23	*	*	*	*	30.55	28.67	27.31	30.55	28.15	37.6
23 - 24	*	*	*	*	29.33	29.38	30.29	29.33	29.61	37.5
Totals	0	0	0	0	28.2	28.7	29			
% of Total	0%	0%	0%	0%	32.83%	33.41%	33.76%			

Incoming Weekly Speeds
Singleton Hill June 2023

from Fri-May-19-2023-10-00-AM to Mon-May-29-2023-05-59-AM

	22/05/2023	to	28/05/2023							
	Monday	Tuesday	Wednesday	Thursday	Friday	Saturday	Sunday	Week	Weekend	Week Day 85%
Hour	22/05/2023	23/05/2023	24/05/2023	25/05/2023	26/05/2023	27/05/2023	28/05/2023	Day Avg	Avg	Avg Speed
0 - 1	22.17	28.78	33.86	33.43	31.75	30.47	31.61	30.92	31.06	37.26
1 - 2	30	32	31	31	32	32.6	29.47	31.17	30.72	38
2 - 3	30.57	35.33	32	25.1	30.12	35.33	30.31	30.17	32.36	37.5
3 - 4	0	33	28	23.44	32	33.7	30.2	27.25	31.95	36.25
4 - 5	24	31.33	25.5	32.17	27	29.86	39.67	28.63	34.38	34.76
5 - 6	33.65	32.17	30.44	31.44	31.64	18.43	33.88	32.12	26.67	40.04
6 - 7	26.77	26.47	27.67	26.4	28.06	29.74	29.46	27.04	29.62	35.96
7 - 8	25.15	27.42	26.83	27.29	27.04	24.7	26.2	26.77	25.22	33.98
8 - 9	27.23	26.04	27.62	25.59	26.5	26.68	29.27	26.58	27.67	32.68
9 - 10	26.22	26.28	27.22	27.08	26.16	26.8	29.41	26.61	28	33.14
10 - 11	27.17	28.06	26.36	28.11	27.98	26.32	29.2	27.51	27.42	34.14
11 - 12	26.97	26.48	27.65	26.77	28.58	27.9	30.17	27.38	28.92	33.66
12 - 13	27.31	27.3	26.99	28.06	27.89	29.21	29.92	27.53	29.56	33.64
13 - 14	28.64	27.77	27.31	27.23	28.34	28.32	29.73	27.88	28.92	34.14
14 - 15	27.24	27.74	27.49	27.77	28.37	28.48	29.11	27.77	28.79	33.8
15 - 16	27.85	27.74	27.12	27.3	28.09	29.54	30.07	27.63	29.8	33.44
16 - 17	27.51	28.07	28.27	28.06	28.86	28.88	29.36	28.17	29.11	33.82
17 - 18	28.06	28.48	28.46	28.89	28.84	28.19	30.16	28.53	29.11	33.94
18 - 19	29.13	26.79	27.96	28.51	28.45	28.94	29.4	28.14	29.16	34.04
19 - 20	28.77	28.44	28.31	29.02	28.82	28.39	30.17	28.67	29.1	34.34
20 - 21	29.61	29.67	28.25	28.43	29.41	28.86	29.77	29	29.3	35.4
21 - 22	29.54	28.83	28.76	29.34	28.53	26.99	28.49	28.97	27.71	35.3
22 - 23	30.38	28.65	30.31	29.24	30.38	29.01	30.34	29.77	29.59	35.88
23 - 24	27.67	30.33	32.79	31.24	31.39	29.69	28.87	30.86	29.4	38.24
Totals	27.9	27.8	27.9	28	28.4	28.3	29.7			
% of Total	14.09%	14.04%	14.09%	14.14%	14.34%	14.29%	15%			

Incoming Weekly Speeds
Singleton Hill June 2023

from Fri-May-19-2023-10-00-AM to Mon-May-29-2023-05-59-AM

	29/05/2023	to	04/06/2023							
	Monday	Tuesday	Wednesday	Thursday	Friday	Saturday	Sunday	Week	Weekend	Week Day 85%
Hour	29/05/2023	30/05/2023	31/05/2023	01/06/2023	02/06/2023	03/06/2023	04/06/2023	Day Avg	Avg	Avg Speed
0 - 1	29.88	*	*	*	*	*	*	29.88	*	35
1 - 2	32.85	*	*	*	*	*	*	32.85	*	40
2 - 3	31.38	*	*	*	*	*	*	31.38	*	40
3 - 4	34.5	*	*	*	*	*	*	34.5	*	40
4 - 5	28.25	*	*	*	*	*	*	28.25	*	30
5 - 6	32	*	*	*	*	*	*	32	*	35
6 - 7	*	*	*	*	*	*	*	*	*	0
7 - 8	*	*	*	*	*	*	*	*	*	0
8 - 9	*	*	*	*	*	*	*	*	*	0
9 - 10	*	*	*	*	*	*	*	*	*	0
10 - 11	*	*	*	*	*	*	*	*	*	0
11 - 12	*	*	*	*	*	*	*	*	*	0
12 - 13	*	*	*	*	*	*	*	*	*	0
13 - 14	*	*	*	*	*	*	*	*	*	0
14 - 15	*	*	*	*	*	*	*	*	*	0
15 - 16	*	*	*	*	*	*	*	*	*	0
16 - 17	*	*	*	*	*	*	*	*	*	0
17 - 18	*	*	*	*	*	*	*	*	*	0
18 - 19	*	*	*	*	*	*	*	*	*	0
19 - 20	*	*	*	*	*	*	*	*	*	0
20 - 21	*	*	*	*	*	*	*	*	*	0
21 - 22	*	*	*	*	*	*	*	*	*	0
22 - 23	*	*	*	*	*	*	*	*	*	0
23 - 24	*	*	*	*	*	*	*	*	*	0
Totals	30.9	0	0	0	0	0	0			
% of Total	100%	0%	0%	0%	0%	0%	0%			

Incoming Monthly Speeds
Singleton Hill June 2023

from Fri-May-19-2023-10-00-AM to Mon-May-29-2023-05-59-AM

Hour	May 2023							Week Day Avg	Weekend Avg	Week Day 85% Avg Speed
	Monday	Tuesday	Wednesday	Thursday	Friday	Saturday	Sunday			
0 - 1	28.44	28.78	33.86	33.43	31.75	29.45	31.07	30.58	30.23	38.26
1 - 2	31.85	32	31	31	32	31.54	29.65	31.63	30.43	38.16
2 - 3	31	35.33	32	25.1	30.12	31.53	29.11	30.4	30.35	38.5
3 - 4	34.5	33	28	23.44	32	35.25	30.08	27.68	33.04	37
4 - 5	26.43	31.33	25.5	32.17	27	28.36	37.5	28.57	33.13	34.76
5 - 6	33.56	32.17	30.44	31.44	31.64	23.25	35	32.12	28.59	40.04
6 - 7	26.77	26.47	27.67	26.4	28.06	27.97	29.65	27.04	28.71	35.96
7 - 8	25.15	27.42	26.83	27.29	27.04	25.02	27.42	26.77	25.81	33.98
8 - 9	27.23	26.04	27.62	25.59	26.5	27.23	28.6	26.58	27.8	32.68
9 - 10	26.22	26.28	27.22	27.08	26.16	27.21	29.42	26.61	28.04	33.14
10 - 11	27.17	28.06	26.36	28.11	27.76	26.73	28.32	27.51	27.34	34.3
11 - 12	26.97	26.48	27.65	26.77	28.93	28.24	29.35	27.71	28.76	33.72
12 - 13	27.31	27.3	26.99	28.06	28.03	28.91	29.36	27.65	29.13	33.7
13 - 14	28.64	27.77	27.31	27.23	27.21	28.69	29.12	27.54	28.88	34.04
14 - 15	27.24	27.74	27.49	27.77	28.1	28.53	29.18	27.78	28.85	33.7
15 - 16	27.85	27.74	27.12	27.3	28.26	29.11	29.79	27.76	29.46	33.48
16 - 17	27.51	28.07	28.27	28.06	28.59	29.38	28.82	28.19	29.11	33.76
17 - 18	28.06	28.48	28.46	28.89	28.57	29.08	30.1	28.5	29.56	33.88
18 - 19	29.13	26.79	27.96	28.51	27.83	28.97	28.9	27.99	28.94	33.96
19 - 20	28.77	28.44	28.31	29.02	28.41	28.76	29.77	28.55	29.21	34.3
20 - 21	29.61	29.67	28.25	28.43	29.64	29.12	29.54	29.16	29.31	35.52
21 - 22	29.54	28.83	28.76	29.34	28.3	28.37	29.54	28.81	28.9	35.2
22 - 23	30.38	28.65	30.31	29.24	30.48	28.85	29.07	29.97	28.94	36
23 - 24	27.67	30.33	32.79	31.24	30.33	29.54	29.38	30.53	29.49	38.14
Totals	27.9	27.8	27.9	28	28.3	28.5	29.4			
% of Total	14.11%	14.05%	14.11%	14.16%	14.31%	14.41%	14.86%			

Incoming Weekly EightyFifthSpeeds
 Singleton Hill June 2023

from Fri-May-19-2023-10-00-AM to Mon-May-29-2023-05-59-AM

	15/05/2023	to	21/05/2023							
	Monday	Tuesday	Wednesday	Thursday	Friday	Saturday	Sunday	Week	Weekend	Week Day 85%
Hour	15/05/2023	16/05/2023	17/05/2023	18/05/2023	19/05/2023	20/05/2023	21/05/2023	Day Avg	Avg	Avg Speed
0 - 1	*	*	*	*	*	34.2	37.5	0	35.85	0
1 - 2	*	*	*	*	*	35	35	0	35	0
2 - 3	*	*	*	*	*	32.5	30	0	31.25	0
3 - 4	*	*	*	*	*	45	35	0	40	0
4 - 5	*	*	*	*	*	28.3	40	0	34.15	0
5 - 6	*	*	*	*	*	40	45	0	42.5	0
6 - 7	*	*	*	*	*	36.7	38	0	37.35	0
7 - 8	*	*	*	*	*	31.1	40	0	35.55	0
8 - 9	*	*	*	*	*	35	34.7	0	34.85	0
9 - 10	*	*	*	*	*	34.8	36.4	0	35.6	0
10 - 11	*	*	*	*	35.9	32.9	34.8	35.9	33.85	35.9
11 - 12	*	*	*	*	35.9	34.4	34.4	35.9	34.4	35.9
12 - 13	*	*	*	*	34.8	36	34.9	34.8	35.45	34.8
13 - 14	*	*	*	*	32	34.5	34.3	32	34.4	32
14 - 15	*	*	*	*	33.5	34.9	35	33.5	34.95	33.5
15 - 16	*	*	*	*	33.9	35.5	34.9	33.9	35.2	33.9
16 - 17	*	*	*	*	34	36	34.3	34	35.15	34
17 - 18	*	*	*	*	33.7	36	35.8	33.7	35.9	33.7
18 - 19	*	*	*	*	33.4	34.2	34.2	33.4	34.2	33.4
19 - 20	*	*	*	*	33.9	34.9	34.5	33.9	34.7	33.9
20 - 21	*	*	*	*	36	36.1	36	36	36.05	36
21 - 22	*	*	*	*	34	37.5	36.9	34	37.2	34
22 - 23	*	*	*	*	37.6	36.4	32	37.6	34.2	37.6
23 - 24	*	*	*	*	37.5	36.7	35	37.5	35.85	37.5
Totals	0	0	0	0	486.1	848.6	858.6			
% of Total	0%	0%	0%	0%	22.16%	38.69%	39.15%			

Incoming Weekly EightyFifthSpeeds
Singleton Hill June 2023

from Fri-May-19-2023-10-00-AM to Mon-May-29-2023-05-59-AM

	22/05/2023	to	28/05/2023							
	Monday	Tuesday	Wednesday	Thursday	Friday	Saturday	Sunday	Week	Weekend	Week Day 85%
Hour	22/05/2023	23/05/2023	24/05/2023	25/05/2023	26/05/2023	27/05/2023	28/05/2023	Day Avg	Avg	Avg Speed
0 - 1	30	35	42.5	40	38.8	37.9	37.5	37.26	37.7	37.26
1 - 2	37.5	35	37.5	37.5	42.5	37.5	36.7	38	37.1	38
2 - 3	35	45	35	30	42.5	47.5	35	37.5	41.25	37.5
3 - 4	0	35	35	35	40	35	35	36.25	35	36.25
4 - 5	30	40	30	38.8	35	40	48.3	34.76	44.15	34.76
5 - 6	41.2	37.5	40	42.5	39	30	45	40.04	37.5	40.04
6 - 7	37.1	34.3	37.1	34.2	37.1	40	37.5	35.96	38.75	35.96
7 - 8	33.6	33.9	33.8	34.4	34.2	31.7	33	33.98	32.35	33.98
8 - 9	33.1	31.2	33.2	32.6	33.3	34.3	36.7	32.68	35.5	32.68
9 - 10	32.8	32.4	34.3	33.3	32.9	33.6	35.7	33.14	34.65	33.14
10 - 11	33.4	35	33.1	34.8	34.4	33.2	36.5	34.14	34.85	34.14
11 - 12	33.2	32.4	34	34	34.7	33.8	36	33.66	34.9	33.66
12 - 13	33.1	33.6	33.5	33.8	34.2	35.9	34.9	33.64	35.4	33.64
13 - 14	35.6	34	33.8	33.4	33.9	34.4	35	34.14	34.7	34.14
14 - 15	33.8	33.7	33.6	33.5	34.4	34.6	34.6	33.8	34.6	33.8
15 - 16	33.6	33.8	33	33.2	33.6	35.5	34.9	33.44	35.2	33.44
16 - 17	33.6	33.5	33.8	33.6	34.6	35.2	34.8	33.82	35	33.82
17 - 18	33.5	34.2	33.6	34.1	34.3	34.8	37.6	33.94	36.2	33.94
18 - 19	34.5	33.5	34.1	33.9	34.2	34.5	35	34.04	34.75	34.04
19 - 20	34.2	34.4	34.3	34.5	34.3	34.2	36.9	34.34	35.55	34.34
20 - 21	36.5	36.9	34.3	34.4	34.9	35	34.9	35.4	34.95	35.4
21 - 22	35	34.8	36.3	35.4	35	33.2	35.4	35.3	34.3	35.3
22 - 23	35.8	34.7	37.5	34.7	36.7	34.5	36.5	35.88	35.5	35.88
23 - 24	33.3	37.5	43.8	38.6	38	36.5	34.5	38.24	35.5	38.24
Totals	789.4	841.3	847.1	840.2	862.5	852.8	877.9			
% of Total	13.35%	14.23%	14.33%	14.21%	14.59%	14.43%	14.85%			

Incoming Weekly EightyFifthSpeeds
 Singleton Hill June 2023

from Fri-May-19-2023-10-00-AM to Mon-May-29-2023-05-59-AM

	29/05/2023	to	04/06/2023							
	Monday	Tuesday	Wednesday	Thursday	Friday	Saturday	Sunday	Week	Weekend	Week Day 85%
Hour	29/05/2023	30/05/2023	31/05/2023	01/06/2023	02/06/2023	03/06/2023	04/06/2023	Day Avg	Avg	Avg Speed
0 - 1	35	*	*	*	*	*	*	35	0	35
1 - 2	40	*	*	*	*	*	*	40	0	40
2 - 3	40	*	*	*	*	*	*	40	0	40
3 - 4	40	*	*	*	*	*	*	40	0	40
4 - 5	30	*	*	*	*	*	*	30	0	30
5 - 6	35	*	*	*	*	*	*	35	0	35
6 - 7	*	*	*	*	*	*	*	0	0	0
7 - 8	*	*	*	*	*	*	*	0	0	0
8 - 9	*	*	*	*	*	*	*	0	0	0
9 - 10	*	*	*	*	*	*	*	0	0	0
10 - 11	*	*	*	*	*	*	*	0	0	0
11 - 12	*	*	*	*	*	*	*	0	0	0
12 - 13	*	*	*	*	*	*	*	0	0	0
13 - 14	*	*	*	*	*	*	*	0	0	0
14 - 15	*	*	*	*	*	*	*	0	0	0
15 - 16	*	*	*	*	*	*	*	0	0	0
16 - 17	*	*	*	*	*	*	*	0	0	0
17 - 18	*	*	*	*	*	*	*	0	0	0
18 - 19	*	*	*	*	*	*	*	0	0	0
19 - 20	*	*	*	*	*	*	*	0	0	0
20 - 21	*	*	*	*	*	*	*	0	0	0
21 - 22	*	*	*	*	*	*	*	0	0	0
22 - 23	*	*	*	*	*	*	*	0	0	0
23 - 24	*	*	*	*	*	*	*	0	0	0
Totals	220	0	0	0	0	0	0			
% of Total	100%	0%	0%	0%	0%	0%	0%			

Incoming Monthly EightyFifthSpeeds
 Singleton Hill June 2023

from Fri-May-19-2023-10-00-AM to Mon-May-29-2023-05-59-AM

Hour	May 2023							Week Day Avg	Weekend Avg	Week Day 85% Avg Speed
	Monday	Tuesday	Wednesday	Thursday	Friday	Saturday	Sunday			
0 - 1	35	35	42.5	40	38.8	36	37.5	38.26	36.75	38.26
1 - 2	38.3	35	37.5	37.5	42.5	37.5	35.8	38.16	36.65	38.16
2 - 3	40	45	35	30	42.5	43.3	35	38.5	39.15	38.5
3 - 4	40	35	35	35	40	45	35	37	40	37
4 - 5	30	40	30	38.8	35	35	46.7	34.76	40.85	34.76
5 - 6	41.2	37.5	40	42.5	39	35	42.5	40.04	38.75	40.04
6 - 7	37.1	34.3	37.1	34.2	37.1	38.6	37.8	35.96	38.2	35.96
7 - 8	33.6	33.9	33.8	34.4	34.2	31.3	35	33.98	33.15	33.98
8 - 9	33.1	31.2	33.2	32.6	33.3	34.7	35.4	32.68	35.05	32.68
9 - 10	32.8	32.4	34.3	33.3	32.9	34.2	36.1	33.14	35.15	33.14
10 - 11	33.4	35	33.1	34.8	35.2	33.1	35.7	34.3	34.4	34.3
11 - 12	33.2	32.4	34	34	35	34.1	34.9	33.72	34.5	33.72
12 - 13	33.1	33.6	33.5	33.8	34.5	36	34.9	33.7	35.45	33.7
13 - 14	35.6	34	33.8	33.4	33.4	34.5	34.6	34.04	34.55	34.04
14 - 15	33.8	33.7	33.6	33.5	33.9	34.7	34.8	33.7	34.75	33.7
15 - 16	33.6	33.8	33	33.2	33.8	35.5	34.9	33.48	35.2	33.48
16 - 17	33.6	33.5	33.8	33.6	34.3	35.6	34.5	33.76	35.05	33.76
17 - 18	33.5	34.2	33.6	34.1	34	35.4	36.8	33.88	36.1	33.88
18 - 19	34.5	33.5	34.1	33.9	33.8	34.3	34.7	33.96	34.5	33.96
19 - 20	34.2	34.4	34.3	34.5	34.1	34.5	35	34.3	34.75	34.3
20 - 21	36.5	36.9	34.3	34.4	35.5	35.7	35.3	35.52	35.5	35.52
21 - 22	35	34.8	36.3	35.4	34.5	35	36	35.2	35.5	35.2
22 - 23	35.8	34.7	37.5	34.7	37.3	35.3	34.5	36	34.9	36
23 - 24	33.3	37.5	43.8	38.6	37.5	36.6	34.7	38.14	35.65	38.14

Summary of Violators
 Singleton Hill June 2023

from Fri-May-19-2023-10-00-AM to Mon-May-29-2023-05-59-AM

Starting Hour	Count	Average Speed of all Traffic	Violator Counts	Average Speed of Violators
00:00:00	0	N/A	N/A	N/A
01:00:00	0	N/A	N/A	N/A
02:00:00	0	N/A	N/A	N/A
03:00:00	0	N/A	N/A	N/A
04:00:00	0	N/A	N/A	N/A
05:00:00	0	N/A	N/A	N/A
06:00:00	0	N/A	N/A	N/A
07:00:00	0	N/A	N/A	N/A
08:00:00	0	N/A	N/A	N/A
09:00:00	0	N/A	N/A	N/A
10:00:00	83	11.9	14	38.2
11:00:00	127	10.8	23	38.8
12:00:00	171	9.4	26	38.8
13:00:00	161	9.1	10	38.0
14:00:00	193	7.4	12	38.8
15:00:00	292	5.5	24	38.3
16:00:00	317	5.8	32	39.7
17:00:00	337	5.1	30	38.8
18:00:00	298	5.4	23	38.4
19:00:00	229	7.5	20	38.8
20:00:00	183	10.1	33	39.5
21:00:00	115	11.7	14	39.3
22:00:00	119	12.9	23	39.2
23:00:00	46	21.4	12	40.0
00:00:00	43	19.6	5	39.5
01:00:00	16	20.3	2	42.5
02:00:00	9	23.9	0	0.0
03:00:00	7	38.9	4	48.8
04:00:00	4	26.3	0	0.0
05:00:00	4	33.8	2	40.0
06:00:00	14	24.6	2	37.5
07:00:00	39	17.8	1	37.5
08:00:00	73	15.3	7	38.2
09:00:00	144	10.5	21	38.5
10:00:00	206	7.5	19	38.6
11:00:00	198	7.8	24	38.5
12:00:00	207	8.4	32	38.6
13:00:00	235	7.3	32	38.6
14:00:00	182	8.2	24	38.3
15:00:00	182	8.9	31	37.8
16:00:00	211	7.9	37	38.4
17:00:00	184	9.1	35	38.8
18:00:00	190	7.4	19	38.0
19:00:00	179	9.0	25	39.7
20:00:00	147	11.1	26	39.2
21:00:00	96	15.7	19	42.5
22:00:00	78	16.0	14	38.6
23:00:00	49	20.5	10	39.5

Summary of Violators
 Singleton Hill June 2023

from Fri-May-19-2023-10-00-AM to Mon-May-29-2023-05-59-AM

00:00:00	36	19.2	8	39.4
01:00:00	20	24.8	3	37.5
02:00:00	6	28.3	2	37.5
03:00:00	2	30.0	0	0.0
04:00:00	5	35.5	3	39.2
05:00:00	3	39.2	3	39.2
06:00:00	12	23.8	5	37.5
07:00:00	21	25.1	5	41.5
08:00:00	53	17.2	8	38.1
09:00:00	64	16.6	9	42.5
10:00:00	124	11.8	18	38.3
11:00:00	180	8.6	21	38.2
12:00:00	175	8.7	23	38.2
13:00:00	189	8.0	24	38.1
14:00:00	177	9.6	28	39.3
15:00:00	192	8.1	29	38.0
16:00:00	190	8.6	18	38.6
17:00:00	192	8.2	32	38.4
18:00:00	149	10.4	18	39.4
19:00:00	161	9.7	17	39.6
20:00:00	107	12.3	19	38.8
21:00:00	74	17.3	14	42.1
22:00:00	48	15.2	2	42.5
23:00:00	18	27.2	3	40.8
00:00:00	7	20.7	1	37.5
01:00:00	5	27.5	0	0.0
02:00:00	9	28.3	3	42.5
03:00:00	0	N/A	N/A	N/A
04:00:00	3	16.7	0	0.0
05:00:00	15	27.0	6	40.0
06:00:00	35	22.4	10	39.0
07:00:00	99	11.8	9	37.5
08:00:00	201	7.3	11	39.3
09:00:00	134	10.0	7	38.2
10:00:00	120	11.6	10	39.0
11:00:00	120	9.9	4	37.5
12:00:00	154	8.9	10	39.0
13:00:00	148	9.9	24	37.9
14:00:00	163	8.5	18	38.1
15:00:00	312	5.1	18	38.1
16:00:00	279	6.0	27	38.2
17:00:00	344	5.0	26	39.8
18:00:00	285	5.6	32	38.3
19:00:00	164	8.4	12	38.8
20:00:00	118	13.0	25	38.9
21:00:00	94	14.2	15	38.8
22:00:00	53	19.3	8	41.3
23:00:00	27	19.4	4	38.8
00:00:00	8	24.7	1	37.5

Summary of Violators
 Singleton Hill June 2023

from Fri-May-19-2023-10-00-AM to Mon-May-29-2023-05-59-AM

01:00:00	5	32.5	1	47.5
02:00:00	8	35.6	4	41.3
03:00:00	5	34.5	2	40.0
04:00:00	7	28.6	2	40.0
05:00:00	11	26.1	3	37.5
06:00:00	32	25.1	6	40.0
07:00:00	134	10.4	11	38.4
08:00:00	181	7.4	10	38.0
09:00:00	107	10.3	4	37.5
10:00:00	105	13.8	18	38.6
11:00:00	117	10.4	8	38.1
12:00:00	156	9.4	13	39.0
13:00:00	136	10.6	10	38.0
14:00:00	148	10.1	18	38.9
15:00:00	255	6.0	23	37.9
16:00:00	319	5.0	24	39.4
17:00:00	351	5.1	33	39.0
18:00:00	291	5.7	23	37.7
19:00:00	232	7.2	22	39.8
20:00:00	154	11.3	35	38.9
21:00:00	99	14.0	14	42.5
22:00:00	67	16.8	9	40.8
23:00:00	23	23.2	7	38.2
00:00:00	18	29.7	6	40.8
01:00:00	5	31.5	2	37.5
02:00:00	1	32.5	0	0.0
03:00:00	5	28.5	1	37.5
04:00:00	6	22.1	0	0.0
05:00:00	8	27.2	2	42.5
06:00:00	31	19.2	8	38.1
07:00:00	114	11.5	9	40.8
08:00:00	172	7.6	12	38.3
09:00:00	122	10.6	13	37.5
10:00:00	121	11.1	9	38.6
11:00:00	120	10.7	13	37.9
12:00:00	153	9.8	13	38.7
13:00:00	152	10.0	14	38.6
14:00:00	144	9.7	11	40.7
15:00:00	237	6.7	22	39.1
16:00:00	309	5.7	28	38.4
17:00:00	404	3.9	28	38.2
18:00:00	259	6.6	28	38.9
19:00:00	242	7.2	27	38.2
20:00:00	172	9.0	21	38.5
21:00:00	116	11.1	20	39.3
22:00:00	79	14.6	15	38.8
23:00:00	28	24.1	8	48.8
00:00:00	10	29.3	5	40.5
01:00:00	8	33.1	3	40.8

Summary of Violators
 Singleton Hill June 2023

from Fri-May-19-2023-10-00-AM to Mon-May-29-2023-05-59-AM

02:00:00	12	21.7	1	37.5
03:00:00	14	20.7	2	40.0
04:00:00	8	22.5	4	37.5
05:00:00	8	31.9	4	40.0
06:00:00	33	20.3	5	39.5
07:00:00	119	11.4	14	38.9
08:00:00	203	6.8	11	38.0
09:00:00	134	9.5	14	37.9
10:00:00	118	12.4	16	39.4
11:00:00	120	11.8	12	39.2
12:00:00	176	8.5	15	39.5
13:00:00	154	9.0	13	37.9
14:00:00	173	8.7	15	38.5
15:00:00	295	5.4	19	38.6
16:00:00	315	4.8	22	38.0
17:00:00	347	5.0	34	38.5
18:00:00	273	6.4	27	39.2
19:00:00	217	7.4	22	39.1
20:00:00	199	7.7	26	38.7
21:00:00	106	13.9	18	39.2
22:00:00	77	12.7	8	37.5
23:00:00	39	24.2	14	38.9
00:00:00	16	32.0	7	38.9
01:00:00	9	29.7	2	40.0
02:00:00	10	32.0	3	42.5
03:00:00	5	30.5	1	37.5
04:00:00	4	31.3	1	42.5
05:00:00	9	28.3	6	38.3
06:00:00	30	24.0	7	37.5
07:00:00	103	13.0	12	39.2
08:00:00	166	7.7	14	37.9
09:00:00	116	10.9	8	37.5
10:00:00	124	11.4	13	40.6
11:00:00	158	9.3	24	39.0
12:00:00	176	9.2	18	39.4
13:00:00	182	8.6	17	38.4
14:00:00	212	7.5	25	38.1
15:00:00	276	5.7	21	38.5
16:00:00	326	5.6	39	38.5
17:00:00	264	6.6	31	38.6
18:00:00	260	6.7	24	38.8
19:00:00	248	6.7	26	39.4
20:00:00	155	9.7	23	39.0
21:00:00	132	11.1	20	39.5
22:00:00	76	16.8	14	41.1
23:00:00	41	19.5	11	38.0
00:00:00	36	22.3	10	39.5
01:00:00	11	30.9	4	40.0
02:00:00	9	35.8	4	45.0

Summary of Violators
 Singleton Hill June 2023

from Fri-May-19-2023-10-00-AM to Mon-May-29-2023-05-59-AM

03:00:00	11	28.0	2	47.5
04:00:00	5	27.5	1	37.5
05:00:00	7	26.1	1	42.5
06:00:00	18	24.0	6	40.8
07:00:00	44	17.0	4	40.0
08:00:00	60	16.3	8	38.8
09:00:00	119	10.7	10	38.5
10:00:00	158	8.9	11	38.4
11:00:00	176	9.0	14	39.3
12:00:00	206	8.8	38	39.2
13:00:00	201	8.3	24	38.5
14:00:00	187	7.6	21	38.2
15:00:00	168	9.8	30	38.7
16:00:00	180	9.1	27	39.0
17:00:00	198	8.7	27	38.2
18:00:00	189	8.2	23	38.2
19:00:00	197	8.4	23	39.0
20:00:00	126	11.4	17	41.0
21:00:00	96	12.2	11	39.8
22:00:00	78	14.9	9	41.4
23:00:00	52	18.4	8	38.8
00:00:00	42	17.4	11	38.4
01:00:00	15	28.3	3	39.2
02:00:00	16	23.8	3	39.2
03:00:00	9	23.6	1	37.5
04:00:00	6	33.8	5	43.5
05:00:00	7	31.8	2	45.0
06:00:00	14	26.4	6	38.3
07:00:00	24	19.3	2	37.5
08:00:00	40	18.6	8	39.4
09:00:00	95	13.4	18	38.3
10:00:00	106	12.5	19	38.6
11:00:00	145	10.6	28	38.8
12:00:00	185	9.1	27	39.7
13:00:00	157	10.2	20	39.8
14:00:00	183	9.2	26	39.6
15:00:00	165	9.8	21	39.9
16:00:00	171	9.8	27	39.5
17:00:00	158	10.6	41	39.0
18:00:00	185	8.0	24	38.8
19:00:00	128	12.9	26	40.0
20:00:00	131	10.8	19	38.6
21:00:00	82	15.5	13	37.9
22:00:00	59	19.3	12	39.2
23:00:00	32	22.7	3	45.8

Incoming Histogram

Singleton Hill June 2023

from Fri-May-19-2023-10-00-AM to Mon-May-29-2023-05-59-AM

Date	Starting Hr:min	<15	15 to <20	20 to <25	25 to <30	30 to <35	35 to <40	40 to <45	45 to <50	50 to <55	55 to <60	60 to <65	65 to <70	70 to <75	75 to <80	80 to <85	85 to <90	90 to <95	95 to <100	100 to >105	Total Counts	Avg Speed (MPH)	85pet Speed	10MPH Pace	% in pace	# of Speeders	% Speeders	
19/05/2023	00:00	*	*	*	*	*	*	*	*	*	*	*	*	*	*	*	*	*	*	*	*	*	*	*	*	*	*	
19/05/2023	01:00	*	*	*	*	*	*	*	*	*	*	*	*	*	*	*	*	*	*	*	*	*	*	*	*	*	*	
19/05/2023	02:00	*	*	*	*	*	*	*	*	*	*	*	*	*	*	*	*	*	*	*	*	*	*	*	*	*	*	
19/05/2023	03:00	*	*	*	*	*	*	*	*	*	*	*	*	*	*	*	*	*	*	*	*	*	*	*	*	*	*	
19/05/2023	04:00	*	*	*	*	*	*	*	*	*	*	*	*	*	*	*	*	*	*	*	*	*	*	*	*	*	*	
19/05/2023	05:00	*	*	*	*	*	*	*	*	*	*	*	*	*	*	*	*	*	*	*	*	*	*	*	*	*	*	
19/05/2023	06:00	*	*	*	*	*	*	*	*	*	*	*	*	*	*	*	*	*	*	*	*	*	*	*	*	*	*	
19/05/2023	07:00	*	*	*	*	*	*	*	*	*	*	*	*	*	*	*	*	*	*	*	*	*	*	*	*	*	*	
19/05/2023	08:00	*	*	*	*	*	*	*	*	*	*	*	*	*	*	*	*	*	*	*	*	*	*	*	*	*	*	
19/05/2023	09:00	*	*	*	*	*	*	*	*	*	*	*	*	*	*	*	*	*	*	*	*	*	*	*	*	*	*	
19/05/2023	10:00	5	5	24	31	14	16	2	0	0	0	0	0	0	0	0	0	0	0	0	0	97	27.5	35.9	20 to 30	56.7	18	18.6
19/05/2023	11:00	4	4	17	43	39	16	5	1	0	0	0	0	0	0	0	0	0	0	0	0	129	29.4	35.9	25 to 35	63.6	22	17.1
19/05/2023	12:00	7	7	31	63	40	18	6	0	0	0	0	0	0	0	0	0	0	0	0	0	172	28.2	34.8	25 to 35	59.9	24	14.0
19/05/2023	13:00	5	20	36	66	23	9	1	0	0	0	0	0	0	0	0	0	0	0	0	0	160	25.9	32	20 to 30	63.8	10	6.3
19/05/2023	14:00	5	5	42	74	59	9	1	1	0	0	0	0	0	0	0	0	0	0	0	0	196	27.8	33.5	25 to 35	67.9	11	5.6
19/05/2023	15:00	1	10	60	120	78	23	3	2	0	0	0	0	0	0	0	0	0	0	0	0	297	28.4	33.9	25 to 35	66.7	28	9.4
19/05/2023	16:00	6	12	52	140	78	25	4	2	1	0	0	0	0	0	0	0	0	0	0	0	320	28.3	34	25 to 35	68.1	32	10.0
19/05/2023	17:00	1	9	73	134	95	22	3	1	1	0	0	0	0	0	0	0	0	0	0	0	339	28.4	33.7	25 to 35	67.6	27	8.0
19/05/2023	18:00	5	17	70	111	58	21	2	0	1	0	0	0	0	0	0	0	0	0	0	0	285	27.3	33.4	20 to 30	63.5	24	8.4
19/05/2023	19:00	3	11	49	83	60	16	5	0	0	0	0	0	0	0	0	0	0	0	0	0	227	28	33.9	25 to 35	63.0	21	9.3
19/05/2023	20:00	1	9	25	59	59	24	7	1	1	0	0	0	0	0	0	0	0	0	0	0	186	29.8	36	25 to 35	63.4	33	17.7
19/05/2023	21:00	4	2	21	46	25	7	3	1	0	0	0	0	0	0	0	0	0	0	0	0	109	28	34	25 to 35	65.1	11	10.1
19/05/2023	22:00	0	2	17	41	28	19	6	1	0	1	0	0	0	0	0	0	0	0	0	0	115	30.5	37.6	25 to 35	60.0	27	23.5
19/05/2023	23:00	1	1	9	12	11	6	3	0	0	0	0	0	0	0	0	0	0	0	0	0	43	29.3	37.5	25 to 35	53.5	9	20.9
24 Hr Summary		48	114	526	1023	667	231	51	10	4	1	0	0	0	0	0	0	0	0	0	2675	28.2	34.2	25 to 35	63.2	297	11.1	

Incoming Histogram

Singleton Hill June 2023

from Fri-May-19-2023-10-00-AM to Mon-May-29-2023-05-59-AM

Date	Starting Hr:min	<15	15 to <20	20 to <25	25 to <30	30 to <35	35 to <40	40 to <45	45 to <50	50 to <55	55 to <60	60 to <65	65 to <70	70 to <75	75 to <80	80 to <85	85 to <90	90 to <95	95 to <100	100 to >105	Total Counts	Avg Speed (MPH)	85pct Speed	10MPH Pace	% in pace	# of Speeders	% Speeders
20/05/2023	00:00	0	3	4	18	12	3	1	0	0	0	0	0	0	0	0	0	0	0	0	41	28.6	34.2	25 to 35	73.2	4	9.8
20/05/2023	01:00	0	0	0	8	4	0	2	0	0	0	0	0	0	0	0	0	0	0	0	14	30.8	35	25 to 35	85.7	2	14.3
20/05/2023	02:00	0	1	1	5	2	0	1	0	0	0	0	0	0	0	0	0	0	0	0	10	28.1	32.5	25 to 35	70.0	1	10.0
20/05/2023	03:00	0	0	1	2	0	0	2	0	0	0	0	1	0	0	0	0	0	0	0	6	37.8	45	20 to 30	50.0	3	50.0
20/05/2023	04:00	0	0	1	3	0	0	0	0	0	0	0	0	0	0	0	0	0	0	0	4	25.8	28.3	20 to 30	100.0	*	*
20/05/2023	05:00	0	1	1	0	1	1	1	0	0	0	0	0	0	0	0	0	0	0	0	5	30	40	15 to 25	40.0	2	40.0
20/05/2023	06:00	2	2	1	4	2	3	0	0	0	0	0	0	0	0	0	0	0	0	0	14	25.6	36.7	25 to 35	42.9	3	21.4
20/05/2023	07:00	1	6	14	19	9	1	0	0	0	0	0	0	0	0	0	0	0	0	0	50	25.3	31.1	20 to 30	66.0	1	2.0
20/05/2023	08:00	2	6	15	19	18	8	2	0	0	0	0	0	0	0	0	0	0	0	0	70	27.7	35	25 to 35	52.9	10	14.3
20/05/2023	09:00	4	8	43	54	26	19	4	0	0	0	0	0	0	0	0	0	0	0	0	158	27.5	34.8	20 to 30	61.4	23	14.6
20/05/2023	10:00	4	11	50	87	36	12	1	2	0	0	0	0	0	0	0	0	0	0	0	203	27.1	32.9	20 to 30	67.5	15	7.4
20/05/2023	11:00	3	5	38	73	53	20	3	0	0	0	0	0	0	0	0	0	0	0	0	195	28.5	34.4	25 to 35	64.6	23	11.8
20/05/2023	12:00	4	10	36	84	38	31	6	1	0	0	0	0	0	0	0	0	0	0	0	210	28.6	36	25 to 35	58.1	38	18.1
20/05/2023	13:00	8	3	30	81	78	20	6	0	0	0	0	0	0	0	0	0	0	0	0	226	29	34.5	25 to 35	70.4	26	11.5
20/05/2023	14:00	5	8	31	66	51	23	4	0	0	0	0	0	0	0	0	0	0	0	0	188	28.6	34.9	25 to 35	62.2	27	14.4
20/05/2023	15:00	5	6	34	55	47	28	2	0	0	0	0	0	0	0	0	0	0	0	0	177	28.7	35.5	25 to 35	57.6	30	16.9
20/05/2023	16:00	4	6	23	68	70	30	7	0	0	0	0	0	0	0	0	0	0	0	0	208	29.8	36	25 to 35	66.3	37	17.8
20/05/2023	17:00	2	6	22	61	62	29	3	1	0	1	0	0	0	0	0	0	0	0	0	187	30	36	25 to 35	65.8	34	18.2
20/05/2023	18:00	2	4	30	74	68	16	2	0	0	0	0	0	0	0	0	0	0	0	0	196	29	34.2	25 to 35	72.4	18	9.2
20/05/2023	19:00	1	12	27	55	54	17	5	1	2	0	0	0	0	0	0	0	0	0	0	174	29.2	34.9	25 to 35	62.6	25	14.4
20/05/2023	20:00	0	7	24	49	36	19	5	1	0	0	0	0	0	0	0	0	0	0	0	141	29.4	36.1	25 to 35	60.3	25	17.7
20/05/2023	21:00	2	4	20	29	23	8	7	3	0	0	0	1	0	0	0	0	0	0	0	97	29.7	37.5	25 to 35	53.6	19	19.6
20/05/2023	22:00	2	3	14	24	16	11	3	0	0	0	0	0	0	0	0	0	0	0	0	73	28.7	36.4	25 to 35	54.8	14	19.2
20/05/2023	23:00	0	2	11	16	10	9	1	0	1	0	0	0	0	0	0	0	0	0	0	50	29.4	36.7	20 to 30	54.0	11	22.0
24 Hr Summary		51	114	471	954	716	308	68	9	3	1	0	2	0	0	0	0	0	0	0	2697	28.7	34.9	25 to 35	61.9	391	14.5

Incoming Histogram

Singleton Hill June 2023

from Fri-May-19-2023-10-00-AM to Mon-May-29-2023-05-59-AM

Date	Starting Hr:min	<15	15 to <20	20 to <25	25 to <30	30 to <35	35 to <40	40 to <45	45 to <50	50 to <55	55 to <60	60 to <65	65 to <70	70 to <75	75 to <80	80 to <85	85 to <90	90 to <95	95 to <100	100 to >105	Total Counts	Avg Speed (MPH)	85pet Speed	10MPH Pace	% in pace	# of Speeders	% Speeders	
21/05/2023	00:00	0	0	4	15	7	6	1	1	0	0	0	0	0	0	0	0	0	0	0	0	34	30.5	37.5	25 to 35	64.7	8	23.5
21/05/2023	01:00	0	1	3	3	9	3	0	0	0	0	0	0	0	0	0	0	0	0	0	0	19	29.8	35	25 to 35	63.2	3	15.8
21/05/2023	02:00	0	1	1	2	0	1	0	0	0	0	0	0	0	0	0	0	0	0	0	0	5	26	30	20 to 30	60.0	1	20.0
21/05/2023	03:00	0	0	0	1	1	0	0	0	0	0	0	0	0	0	0	0	0	0	0	0	2	29.5	35	25 to 35	100.0	*	*
21/05/2023	04:00	0	0	0	1	1	3	1	0	0	0	0	0	0	0	0	0	0	0	0	0	6	35.3	40	30 to 40	66.7	4	66.7
21/05/2023	05:00	0	0	0	0	0	1	1	0	0	0	0	0	0	0	0	0	0	0	0	0	2	39.5	45	35 to 45	100.0	2	100.0
21/05/2023	06:00	1	0	3	1	3	5	0	0	0	0	0	0	0	0	0	0	0	0	0	0	13	29.8	38	30 to 40	61.5	5	38.5
21/05/2023	07:00	0	2	7	5	4	2	2	1	0	0	0	0	0	0	0	0	0	0	0	0	23	28.7	40	20 to 30	52.2	5	21.7
21/05/2023	08:00	2	1	12	19	15	7	1	0	0	0	0	0	0	0	0	0	0	0	0	0	57	28.1	34.7	25 to 35	59.6	8	14.0
21/05/2023	09:00	1	1	14	22	15	7	2	2	1	0	0	0	0	0	0	0	0	0	0	0	65	29.4	36.4	25 to 35	56.9	12	18.5
21/05/2023	10:00	7	6	27	38	28	14	4	0	0	0	0	0	0	0	0	0	0	0	0	0	124	27.6	34.8	25 to 35	53.2	18	14.5
21/05/2023	11:00	8	0	25	74	57	19	2	0	0	0	0	0	0	0	0	0	0	0	0	0	185	28.7	34.4	25 to 35	70.8	21	11.4
21/05/2023	12:00	7	2	28	65	49	20	5	0	0	0	0	0	0	0	0	0	0	0	0	0	176	28.7	34.9	25 to 35	64.8	25	14.2
21/05/2023	13:00	5	1	32	77	57	20	1	0	0	0	0	0	0	0	0	0	0	0	0	0	193	28.6	34.3	25 to 35	69.4	21	10.9
21/05/2023	14:00	3	4	35	55	55	19	6	2	0	0	0	0	0	0	0	0	0	0	0	0	179	29.2	35	25 to 35	61.5	27	15.1
21/05/2023	15:00	1	3	31	71	64	26	3	0	0	0	0	0	0	0	0	0	0	0	0	0	199	29.6	34.9	25 to 35	67.8	29	14.6
21/05/2023	16:00	4	13	29	70	58	16	5	0	0	0	0	0	0	0	0	0	0	0	0	0	195	28.3	34.3	25 to 35	65.6	21	10.8
21/05/2023	17:00	0	2	25	61	54	25	5	0	0	0	0	0	0	0	0	0	0	0	0	0	172	30	35.8	25 to 35	66.9	30	17.4
21/05/2023	18:00	4	4	27	61	38	12	4	0	1	0	0	0	0	0	0	0	0	0	0	0	151	28.3	34.2	25 to 35	65.6	17	11.3
21/05/2023	19:00	3	1	21	61	56	13	2	3	0	0	0	0	0	0	0	0	0	0	0	0	160	29.5	34.5	25 to 35	73.1	18	11.3
21/05/2023	20:00	1	3	15	40	23	15	2	1	0	0	0	0	0	0	0	0	0	0	0	0	100	29.3	36	25 to 35	63.0	18	18.0
21/05/2023	21:00	1	2	10	22	24	8	1	2	2	1	0	0	0	0	0	0	0	0	0	0	73	30.7	36.9	25 to 35	63.0	14	19.2
21/05/2023	22:00	0	0	12	22	10	1	0	0	0	0	0	0	0	0	0	0	0	0	0	0	45	27.3	32	20 to 30	75.6	1	2.2
21/05/2023	23:00	0	0	3	5	6	1	2	0	0	0	0	0	0	0	0	0	0	0	0	0	17	30.3	35	25 to 35	64.7	3	17.6
24 Hr Summary		48	47	364	791	634	244	50	12	4	1	0	0	0	0	0	0	0	0	0	0	2195	29	34.9	25 to 35	64.9	311	14.2

Incoming Histogram

Singleton Hill June 2023

from Fri-May-19-2023-10-00-AM to Mon-May-29-2023-05-59-AM

Date	Starting Hr:min	<15	15 to <20	20 to <25	25 to <30	30 to <35	35 to <40	40 to <45	45 to <50	50 to <55	55 to <60	60 to <65	65 to <70	70 to <75	75 to <80	80 to <85	85 to <90	90 to <95	95 to <100	100 to >105	Total Counts	Avg Speed (MPH)	85pet Speed	10MPH Pace	% in pace	# of Speeders	% Speeders	
22/05/2023	00:00	1	2	1	1	0	1	0	0	0	0	0	0	0	0	0	0	0	0	0	0	6	22.2	30	10 to 20	50.0	1	16.7
22/05/2023	01:00	0	0	1	3	1	2	0	0	0	0	0	0	0	0	0	0	0	0	0	0	7	30	37.5	20 to 30	57.1	2	28.6
22/05/2023	02:00	0	0	1	4	1	0	0	0	1	0	0	0	0	0	0	0	0	0	0	0	7	30.6	35	20 to 30	71.4	1	14.3
22/05/2023	03:00	0	0	0	0	0	0	0	0	0	0	0	0	0	0	0	0	0	0	0	0	0	0	0	*	*	*	*
22/05/2023	04:00	0	0	2	1	0	0	0	0	0	0	0	0	0	0	0	0	0	0	0	0	3	24	30	20 to 30	100.0	*	*
22/05/2023	05:00	0	0	3	1	5	4	4	0	0	0	0	0	0	0	0	0	0	0	0	0	17	33.6	41.2	30 to 40	52.9	8	47.1
22/05/2023	06:00	4	4	6	6	7	7	0	1	0	0	0	0	0	0	0	0	0	0	0	0	35	26.8	37.1	30 to 40	40.0	8	22.9
22/05/2023	07:00	15	13	21	34	22	10	0	1	0	0	0	0	0	0	0	0	0	0	0	0	116	25.1	33.6	25 to 35	48.3	11	9.5
22/05/2023	08:00	3	15	44	77	53	8	2	0	0	0	0	0	0	0	0	0	0	0	0	0	202	27.2	33.1	25 to 35	64.4	10	5.0
22/05/2023	09:00	5	6	38	42	25	6	1	0	0	0	0	0	0	0	0	0	0	0	0	0	123	26.2	32.8	20 to 30	65.0	7	5.7
22/05/2023	10:00	3	7	30	43	29	7	1	1	0	0	0	0	0	0	0	0	0	0	0	0	121	27.2	33.4	20 to 30	60.3	9	7.4
22/05/2023	11:00	2	8	32	40	34	6	0	0	0	0	0	0	0	0	0	0	0	0	0	0	122	27	33.2	25 to 35	60.7	6	4.9
22/05/2023	12:00	3	9	32	64	37	6	3	0	0	0	0	0	0	0	0	0	0	0	0	0	154	27.3	33.1	25 to 35	65.6	9	5.8
22/05/2023	13:00	3	8	26	51	38	24	2	0	0	0	0	0	0	0	0	0	0	0	0	0	152	28.6	35.6	25 to 35	58.6	26	17.1
22/05/2023	14:00	5	16	26	57	38	14	0	1	0	0	0	0	0	0	0	0	0	0	0	0	157	27.2	33.8	25 to 35	60.5	15	9.6
22/05/2023	15:00	6	8	75	119	90	20	2	0	0	0	0	0	0	0	0	0	0	0	0	0	320	27.9	33.6	25 to 35	65.3	22	6.9
22/05/2023	16:00	14	7	60	121	57	20	5	0	1	1	0	0	0	0	0	0	0	0	0	0	286	27.5	33.6	20 to 30	63.3	27	9.4
22/05/2023	17:00	5	15	55	153	95	20	2	1	0	0	0	0	0	0	0	0	0	0	0	0	346	28.1	33.5	25 to 35	71.7	23	6.6
22/05/2023	18:00	0	4	45	108	75	27	3	1	0	0	0	0	0	0	0	0	0	0	0	0	263	29.1	34.5	25 to 35	69.6	31	11.8
22/05/2023	19:00	3	2	28	65	53	12	4	0	0	0	0	0	0	0	0	0	0	0	0	0	167	28.8	34.2	25 to 35	70.7	16	9.6
22/05/2023	20:00	0	8	17	37	34	17	6	0	0	0	0	0	0	0	0	0	0	0	0	0	119	29.6	36.5	25 to 35	59.7	23	19.3
22/05/2023	21:00	0	1	17	32	27	11	2	1	0	0	0	0	0	0	0	0	0	0	0	0	91	29.5	35	25 to 35	64.8	14	15.4
22/05/2023	22:00	1	2	6	12	20	6	1	1	1	0	0	0	0	0	0	0	0	0	0	0	50	30.4	35.8	25 to 35	64.0	9	18.0
22/05/2023	23:00	1	0	5	10	6	1	1	0	0	0	0	0	0	0	0	0	0	0	0	0	24	27.7	33.3	25 to 35	66.7	2	8.3
24 Hr Summary		74	135	571	1081	747	229	39	8	3	1	0	0	0	0	0	0	0	0	0	2888	27.9	34	25 to 35	63.3	280	9.7	

Incoming Histogram

Singleton Hill June 2023

from Fri-May-19-2023-10-00-AM to Mon-May-29-2023-05-59-AM

Date	Starting Hr:min	<15	15 to <20	20 to <25	25 to <30	30 to <35	35 to <40	40 to <45	45 to <50	50 to <55	55 to <60	60 to <65	65 to <70	70 to <75	75 to <80	80 to <85	85 to <90	90 to <95	95 to <100	100 to >105	Total Counts	Avg Speed (MPH)	85pet Speed	10MPH Pace	% in pace	# of Speeders	% Speeders	
23/05/2023	00:00	0	0	3	1	4	1	0	0	0	0	0	0	0	0	0	0	0	0	0	0	9	28.8	35	25 to 35	55.6	1	11.1
23/05/2023	01:00	0	1	0	0	2	0	0	1	0	0	0	0	0	0	0	0	0	0	0	0	4	32	35	25 to 35	50.0	1	25.0
23/05/2023	02:00	0	0	0	2	2	3	1	1	0	0	0	0	0	0	0	0	0	0	0	0	9	35.3	45	30 to 40	55.6	5	55.6
23/05/2023	03:00	0	0	0	1	3	0	1	0	0	0	0	0	0	0	0	0	0	0	0	0	5	33	35	25 to 35	80.0	1	20.0
23/05/2023	04:00	0	0	2	0	2	1	1	0	0	0	0	0	0	0	0	0	0	0	0	0	6	31.3	40	30 to 40	50.0	2	33.3
23/05/2023	05:00	0	0	1	2	5	4	0	0	0	0	0	0	0	0	0	0	0	0	0	0	12	32.2	37.5	30 to 40	75.0	4	33.3
23/05/2023	06:00	4	1	8	13	7	3	1	1	0	0	0	0	0	0	0	0	0	0	0	0	38	26.5	34.3	20 to 30	55.3	5	13.2
23/05/2023	07:00	7	5	31	40	45	9	2	0	0	0	0	0	0	0	0	0	0	0	0	0	139	27.4	33.9	25 to 35	61.2	11	7.9
23/05/2023	08:00	5	15	46	84	24	9	1	0	0	0	0	0	0	0	0	0	0	0	0	0	184	26	31.2	20 to 30	70.7	10	5.4
23/05/2023	09:00	1	8	33	36	17	5	1	0	0	0	0	0	0	0	0	0	0	0	0	0	101	26.3	32.4	20 to 30	68.3	6	5.9
23/05/2023	10:00	4	6	16	43	22	13	3	0	0	0	0	0	0	0	0	0	0	0	0	0	107	28.1	35	25 to 35	60.7	16	15.0
23/05/2023	11:00	4	6	29	50	17	7	1	0	0	0	0	0	0	0	0	0	0	0	0	0	114	26.5	32.4	20 to 30	69.3	8	7.0
23/05/2023	12:00	5	10	34	59	38	10	2	1	0	0	0	0	0	0	0	0	0	0	0	0	159	27.3	33.6	25 to 35	61.0	13	8.2
23/05/2023	13:00	3	6	31	48	35	12	2	0	0	0	0	0	0	0	0	0	0	0	0	0	137	27.8	34	25 to 35	60.6	14	10.2
23/05/2023	14:00	4	4	37	64	35	12	2	1	0	0	0	0	0	0	0	0	0	0	0	0	159	27.7	33.7	20 to 30	63.5	15	9.4
23/05/2023	15:00	6	15	46	94	68	20	2	0	0	0	0	0	0	0	0	0	0	0	0	0	251	27.7	33.8	25 to 35	64.5	22	8.8
23/05/2023	16:00	3	11	66	141	82	16	7	1	0	0	0	0	0	0	0	0	0	0	0	0	327	28.1	33.5	25 to 35	68.2	24	7.3
23/05/2023	17:00	6	12	66	133	96	30	5	1	1	0	0	0	0	0	0	0	0	0	0	0	350	28.5	34.2	25 to 35	65.4	37	10.6
23/05/2023	18:00	26	10	40	117	84	18	1	0	0	0	0	0	0	0	0	0	0	0	0	0	296	26.8	33.5	25 to 35	67.9	19	6.4
23/05/2023	19:00	3	11	40	80	51	16	8	1	1	0	0	0	0	0	0	0	0	0	0	0	211	28.4	34.4	25 to 35	62.1	26	12.3
23/05/2023	20:00	4	4	25	41	44	24	7	0	0	0	0	0	0	0	0	0	0	0	0	0	149	29.7	36.9	25 to 35	57.0	31	20.8
23/05/2023	21:00	1	2	25	36	20	8	4	0	0	0	2	0	0	0	0	0	0	0	0	0	98	28.8	34.8	20 to 30	62.2	14	14.3
23/05/2023	22:00	3	2	11	22	19	4	4	1	0	0	0	0	0	0	0	0	0	0	0	0	66	28.7	34.7	25 to 35	62.1	9	13.6
23/05/2023	23:00	0	1	3	8	5	6	1	0	0	0	0	0	0	0	0	0	0	0	0	0	24	30.3	37.5	25 to 35	54.2	7	29.2
24 Hr Summary		89	130	593	1115	727	231	57	9	2	0	2	0	0	0	0	0	0	0	0	0	2955	27.8	34	25 to 35	62.3	301	10.2

Incoming Histogram

Singleton Hill June 2023

from Fri-May-19-2023-10-00-AM to Mon-May-29-2023-05-59-AM

Date	Starting Hr:min	<15	15 to <20	20 to <25	25 to <30	30 to <35	35 to <40	40 to <45	45 to <50	50 to <55	55 to <60	60 to <65	65 to <70	70 to <75	75 to <80	80 to <85	85 to <90	90 to <95	95 to <100	100 to >105	Total Counts	Avg Speed (MPH)	85pct Speed	10MPH Pace	% in pace	# of Speeders	% Speeders	
24/05/2023	00:00	0	0	1	3	4	3	2	1	0	0	0	0	0	0	0	0	0	0	0	0	14	33.9	42.5	25 to 35	50.0	6	42.9
24/05/2023	01:00	0	0	0	3	0	2	0	0	0	0	0	0	0	0	0	0	0	0	0	0	5	31	37.5	20 to 30	60.0	2	40.0
24/05/2023	02:00	0	0	0	0	1	0	0	0	0	0	0	0	0	0	0	0	0	0	0	0	1	32	35	25 to 35	100.0	*	*
24/05/2023	03:00	0	1	0	2	1	1	0	0	0	0	0	0	0	0	0	0	0	0	0	0	5	28	35	25 to 35	60.0	1	20.0
24/05/2023	04:00	0	0	3	2	1	0	0	0	0	0	0	0	0	0	0	0	0	0	0	0	6	25.5	30	20 to 30	83.3	*	*
24/05/2023	05:00	0	1	1	2	3	1	0	1	0	0	0	0	0	0	0	0	0	0	0	0	9	30.4	40	25 to 35	55.6	2	22.2
24/05/2023	06:00	1	3	8	12	4	7	1	0	0	0	0	0	0	0	0	0	0	0	0	0	36	27.7	37.1	20 to 30	55.6	8	22.2
24/05/2023	07:00	7	8	26	36	28	5	4	1	0	0	0	0	0	0	0	0	0	0	0	0	115	26.8	33.8	25 to 35	55.7	10	8.7
24/05/2023	08:00	2	10	35	76	44	9	2	0	0	0	0	0	0	0	0	0	0	0	0	0	178	27.6	33.2	25 to 35	67.4	11	6.2
24/05/2023	09:00	6	7	24	38	28	13	0	0	0	0	0	0	0	0	0	0	0	0	0	0	116	27.2	34.3	25 to 35	56.9	13	11.2
24/05/2023	10:00	4	11	34	41	24	7	2	0	0	0	0	0	0	0	0	0	0	0	0	0	123	26.4	33.1	20 to 30	61.0	9	7.3
24/05/2023	11:00	2	8	26	46	29	12	1	0	0	0	0	0	0	0	0	0	0	0	0	0	124	27.7	34	25 to 35	60.5	13	10.5
24/05/2023	12:00	3	13	37	53	33	10	3	0	0	0	0	0	0	0	0	0	0	0	0	0	152	27	33.5	20 to 30	59.2	13	8.6
24/05/2023	13:00	4	12	30	60	33	11	4	0	0	0	0	0	0	0	0	0	0	0	0	0	154	27.3	33.8	25 to 35	60.4	15	9.7
24/05/2023	14:00	5	3	38	56	28	8	5	1	0	0	0	0	0	0	0	0	0	0	0	0	144	27.5	33.6	20 to 30	65.3	14	9.7
24/05/2023	15:00	4	19	56	111	47	14	4	1	0	0	0	0	0	0	0	0	0	0	0	0	256	27.1	33	20 to 30	65.2	19	7.4
24/05/2023	16:00	9	7	45	141	78	23	3	2	0	0	0	0	0	0	0	0	0	0	0	0	308	28.3	33.8	25 to 35	71.1	28	9.1
24/05/2023	17:00	1	10	66	186	103	26	3	0	0	1	0	0	0	0	0	0	0	0	0	0	396	28.5	33.6	25 to 35	73.0	30	7.6
24/05/2023	18:00	6	13	48	100	66	24	3	0	0	0	0	0	0	0	0	0	0	0	0	0	260	28	34.1	25 to 35	63.8	27	10.4
24/05/2023	19:00	6	10	38	88	66	22	4	0	0	0	0	0	0	0	0	0	0	0	0	0	234	28.3	34.3	25 to 35	65.8	26	11.1
24/05/2023	20:00	3	6	35	64	44	17	2	1	0	0	0	0	0	0	0	0	0	0	0	0	172	28.3	34.3	25 to 35	62.8	20	11.6
24/05/2023	21:00	3	1	25	39	21	15	4	0	1	0	0	0	0	0	0	0	0	0	0	0	109	28.8	36.3	20 to 30	58.7	20	18.3
24/05/2023	22:00	1	2	9	23	20	12	4	1	0	0	0	0	0	0	0	0	0	0	0	0	72	30.3	37.5	25 to 35	59.7	17	23.6
24/05/2023	23:00	2	0	3	9	6	1	4	0	0	2	0	1	0	0	0	0	0	0	0	0	28	32.8	43.8	25 to 35	53.6	8	28.6
24 Hr Summary		69	145	588	1191	712	243	55	9	1	3	0	1	0	0	0	0	0	0	0	0	3017	27.9	34	25 to 35	63.1	312	10.3

Incoming Histogram

Singleton Hill June 2023

from Fri-May-19-2023-10-00-AM to Mon-May-29-2023-05-59-AM

Date	Starting Hr:min	<15	15 to <20	20 to <25	25 to <30	30 to <35	35 to <40	40 to <45	45 to <50	50 to <55	55 to <60	60 to <65	65 to <70	70 to <75	75 to <80	80 to <85	85 to <90	90 to <95	95 to <100	100 to >105	Total Counts	Avg Speed (MPH)	85pet Speed	10MPH Pace	% in pace	# of Speeders	% Speeders	
25/05/2023	00:00	0	0	0	2	2	2	1	0	0	0	0	0	0	0	0	0	0	0	0	0	7	33.4	40	25 to 35	57.1	3	42.9
25/05/2023	01:00	0	0	2	3	2	2	0	1	0	0	0	0	0	0	0	0	0	0	0	0	10	31	37.5	20 to 30	50.0	3	30.0
25/05/2023	02:00	0	2	3	3	1	1	0	0	0	0	0	0	0	0	0	0	0	0	0	0	10	25.1	30	20 to 30	60.0	1	10.0
25/05/2023	03:00	2	3	5	3	1	1	1	0	0	0	0	0	0	0	0	0	0	0	0	0	16	23.4	35	15 to 25	50.0	2	12.5
25/05/2023	04:00	0	0	2	0	0	4	0	0	0	0	0	0	0	0	0	0	0	0	0	0	6	32.2	38.8	30 to 40	66.7	4	66.7
25/05/2023	05:00	0	0	3	1	1	2	2	0	0	0	0	0	0	0	0	0	0	0	0	0	9	31.4	42.5	20 to 30	44.4	4	44.4
25/05/2023	06:00	3	1	12	13	6	4	0	1	0	0	0	0	0	0	0	0	0	0	0	0	40	26.4	34.2	20 to 30	62.5	5	12.5
25/05/2023	07:00	6	11	20	40	27	11	4	0	0	0	0	0	0	0	0	0	0	0	0	0	119	27.3	34.4	25 to 35	56.3	15	12.6
25/05/2023	08:00	12	19	57	64	38	11	1	0	0	0	0	0	0	0	0	0	0	0	0	0	202	25.6	32.6	20 to 30	59.9	12	5.9
25/05/2023	09:00	1	11	36	50	27	11	1	0	0	0	0	0	0	0	0	0	0	0	0	0	137	27.1	33.3	20 to 30	62.8	12	8.8
25/05/2023	10:00	4	5	23	40	26	13	1	1	1	0	0	0	0	0	0	0	0	0	0	0	114	28.1	34.8	25 to 35	57.9	16	14.0
25/05/2023	11:00	4	13	33	41	24	9	5	0	0	0	0	0	0	0	0	0	0	0	0	0	129	26.8	34	20 to 30	57.4	14	10.9
25/05/2023	12:00	2	9	31	77	41	10	6	0	0	0	0	0	0	0	0	0	0	0	0	0	176	28.1	33.8	25 to 35	67.0	16	9.1
25/05/2023	13:00	3	7	38	56	34	10	1	0	0	0	0	0	0	0	0	0	0	0	0	0	149	27.2	33.4	20 to 30	63.1	11	7.4
25/05/2023	14:00	5	11	27	81	48	12	2	0	0	0	0	0	0	0	0	0	0	0	0	0	186	27.8	33.5	25 to 35	69.4	14	7.5
25/05/2023	15:00	5	17	71	118	72	16	2	1	0	0	0	0	0	0	0	0	0	0	0	0	302	27.3	33.2	25 to 35	62.9	19	6.3
25/05/2023	16:00	3	10	63	123	81	22	0	1	0	0	0	0	0	0	0	0	0	0	0	0	303	28.1	33.6	25 to 35	67.3	23	7.6
25/05/2023	17:00	3	7	52	154	100	29	5	1	0	0	0	0	0	0	0	0	0	0	0	0	351	28.9	34.1	25 to 35	72.4	35	10.0
25/05/2023	18:00	4	6	46	115	70	19	3	3	0	0	0	0	0	0	0	0	0	0	0	0	266	28.5	33.9	25 to 35	69.5	25	9.4
25/05/2023	19:00	3	1	34	99	58	23	3	0	0	1	0	0	0	0	0	0	0	0	0	0	222	29	34.5	25 to 35	70.7	27	12.2
25/05/2023	20:00	1	5	42	70	43	16	6	0	0	0	0	0	0	0	0	0	0	0	0	0	183	28.4	34.4	25 to 35	61.7	22	12.0
25/05/2023	21:00	1	6	19	27	38	12	4	1	0	0	0	0	0	0	0	0	0	0	0	0	108	29.3	35.4	25 to 35	60.2	17	15.7
25/05/2023	22:00	1	0	9	36	19	9	1	0	0	0	0	0	0	0	0	0	0	0	0	0	75	29.2	34.7	25 to 35	73.3	10	13.3
25/05/2023	23:00	1	1	6	5	10	11	2	1	0	0	0	0	0	0	0	0	0	0	0	0	37	31.2	38.6	30 to 40	56.8	14	37.8
24 Hr Summary		64	145	634	1221	769	260	51	11	1	1	0	0	0	0	0	0	0	0	0	3157	28	34	25 to 35	63.0	324	10.3	

Incoming Histogram

Singleton Hill June 2023

from Fri-May-19-2023-10-00-AM to Mon-May-29-2023-05-59-AM

Date	Starting Hr:min	<15	15 to <20	20 to <25	25 to <30	30 to <35	35 to <40	40 to <45	45 to <50	50 to <55	55 to <60	60 to <65	65 to <70	70 to <75	75 to <80	80 to <85	85 to <90	90 to <95	95 to <100	100 to >105	Total Counts	Avg Speed (MPH)	85pct Speed	10MPH Pace	% in pace	# of Speeders	% Speeders	
26/05/2023	00:00	0	0	2	3	6	4	1	0	0	0	0	0	0	0	0	0	0	0	0	0	16	31.8	38.8	30 to 40	62.5	5	31.3
26/05/2023	01:00	0	0	2	1	3	1	2	0	0	0	0	0	0	0	0	0	0	0	0	0	9	32	42.5	25 to 35	44.4	3	33.3
26/05/2023	02:00	0	0	2	3	1	0	2	0	0	0	0	0	0	0	0	0	0	0	0	0	8	30.1	42.5	20 to 30	62.5	2	25.0
26/05/2023	03:00	0	0	0	3	1	1	1	0	0	0	0	0	0	0	0	0	0	0	0	0	6	32	40	25 to 35	66.7	2	33.3
26/05/2023	04:00	0	0	1	1	1	0	0	0	0	0	0	0	0	0	0	0	0	0	0	0	3	27	35	20 to 30	66.7	*	*
26/05/2023	05:00	1	0	1	2	1	5	1	0	0	0	0	0	0	0	0	0	0	0	0	0	11	31.6	39	30 to 40	54.5	6	54.5
26/05/2023	06:00	3	0	7	9	6	7	1	0	0	0	0	0	0	0	0	0	0	0	0	0	33	28.1	37.1	20 to 30	48.5	8	24.2
26/05/2023	07:00	8	5	23	37	25	11	1	1	0	0	0	0	0	0	0	0	0	0	0	0	111	27	34.2	25 to 35	55.9	13	11.7
26/05/2023	08:00	4	18	43	51	35	12	1	0	0	0	0	0	0	0	0	0	0	0	0	0	164	26.5	33.3	20 to 30	57.3	13	7.9
26/05/2023	09:00	7	4	31	42	24	7	0	0	0	0	0	0	0	0	0	0	0	0	0	0	115	26.2	32.9	20 to 30	63.5	7	6.1
26/05/2023	10:00	5	4	24	52	24	7	8	1	0	0	0	0	0	0	0	0	0	0	0	0	125	28	34.4	20 to 30	60.8	16	12.8
26/05/2023	11:00	5	10	16	67	45	17	5	0	0	0	0	0	0	0	0	0	0	0	0	0	165	28.6	34.7	25 to 35	67.9	22	13.3
26/05/2023	12:00	3	12	39	55	45	16	2	0	0	0	1	0	0	0	0	0	0	0	0	0	173	27.9	34.2	25 to 35	57.8	19	11.0
26/05/2023	13:00	3	8	30	71	56	13	3	0	0	0	0	0	0	0	0	0	0	0	0	0	184	28.3	33.9	25 to 35	69.0	16	8.7
26/05/2023	14:00	6	11	32	79	64	21	3	0	0	0	0	0	0	0	0	0	0	0	0	0	216	28.4	34.4	25 to 35	66.2	24	11.1
26/05/2023	15:00	1	9	58	122	62	20	3	1	0	0	0	0	0	0	0	0	0	0	0	0	276	28.1	33.6	25 to 35	66.7	24	8.7
26/05/2023	16:00	5	16	42	130	93	35	3	3	0	0	0	0	0	0	0	0	0	0	0	0	327	28.9	34.6	25 to 35	68.2	41	12.5
26/05/2023	17:00	2	10	47	96	89	25	3	1	0	0	0	0	0	0	0	0	0	0	0	0	273	28.8	34.3	25 to 35	67.8	29	10.6
26/05/2023	18:00	8	11	37	90	83	19	4	1	0	0	0	0	0	0	0	0	0	0	0	0	253	28.5	34.2	25 to 35	68.4	24	9.5
26/05/2023	19:00	3	9	39	92	70	18	6	1	1	0	0	0	0	0	0	0	0	0	0	0	239	28.8	34.3	25 to 35	67.8	26	10.9
26/05/2023	20:00	4	2	19	56	48	17	2	1	0	1	0	0	0	0	0	0	0	0	0	0	150	29.4	34.9	25 to 35	69.3	21	14.0
26/05/2023	21:00	1	4	33	44	28	16	3	0	1	0	0	0	0	0	0	0	0	0	0	0	130	28.5	35	20 to 30	59.2	20	15.4
26/05/2023	22:00	1	2	6	29	20	9	2	1	2	0	0	0	0	0	0	0	0	0	0	0	72	30.4	36.7	25 to 35	68.1	14	19.4
26/05/2023	23:00	0	0	3	15	11	10	2	0	0	0	0	0	0	0	0	0	0	0	0	0	41	31.4	38	25 to 35	63.4	12	29.3
24 Hr Summary		70	135	537	1150	841	291	59	11	4	1	1	0	0	0	0	0	0	0	0	0	3100	28.4	34.4	25 to 35	64.2	367	11.8

Incoming Histogram

Singleton Hill June 2023

from Fri-May-19-2023-10-00-AM to Mon-May-29-2023-05-59-AM

Date	Starting Hr:min	<15	15 to <20	20 to <25	25 to <30	30 to <35	35 to <40	40 to <45	45 to <50	50 to <55	55 to <60	60 to <65	65 to <70	70 to <75	75 to <80	80 to <85	85 to <90	90 to <95	95 to <100	100 to >105	Total Counts	Avg Speed (MPH)	85pct Speed	10MPH Pace	% in pace	# of Speeders	% Speeders	
27/05/2023	00:00	0	1	5	11	8	7	1	1	0	0	0	0	0	0	0	0	0	0	0	0	34	30.5	37.9	25 to 35	55.9	9	26.5
27/05/2023	01:00	0	0	0	4	3	2	0	1	0	0	0	0	0	0	0	0	0	0	0	0	10	32.6	37.5	25 to 35	70.0	3	30.0
27/05/2023	02:00	0	0	0	4	1	0	2	2	0	0	0	0	0	0	0	0	0	0	0	0	9	35.3	47.5	25 to 35	55.6	4	44.4
27/05/2023	03:00	0	0	1	1	6	0	1	0	1	0	0	0	0	0	0	0	0	0	0	0	10	33.7	35	25 to 35	70.0	2	20.0
27/05/2023	04:00	0	0	2	2	1	1	1	0	0	0	0	0	0	0	0	0	0	0	0	0	7	29.9	40	20 to 30	57.1	2	28.6
27/05/2023	05:00	3	1	0	2	1	0	0	0	0	0	0	0	0	0	0	0	0	0	0	0	7	18.4	30	5 to 15	42.9	*	*
27/05/2023	06:00	1	0	6	3	2	4	2	1	0	0	0	0	0	0	0	0	0	0	0	0	19	29.7	40	20 to 30	47.4	7	36.8
27/05/2023	07:00	4	3	16	15	6	2	0	1	0	0	0	0	0	0	0	0	0	0	0	0	47	24.7	31.7	20 to 30	66.0	3	6.4
27/05/2023	08:00	5	6	10	22	14	7	0	1	0	0	0	0	0	0	0	0	0	0	0	0	65	26.7	34.3	25 to 35	55.4	8	12.3
27/05/2023	09:00	8	6	25	48	25	9	2	0	0	0	0	0	0	0	0	0	0	0	0	0	123	26.8	33.6	20 to 30	59.3	11	8.9
27/05/2023	10:00	11	13	35	55	39	8	3	0	0	0	0	0	0	0	0	0	0	0	0	0	164	26.3	33.2	25 to 35	57.3	11	6.7
27/05/2023	11:00	4	13	27	77	41	13	2	0	2	0	0	0	0	0	0	0	0	0	0	0	179	27.9	33.8	25 to 35	65.9	17	9.5
27/05/2023	12:00	4	9	23	77	49	29	3	3	0	0	0	0	0	0	0	0	0	0	0	0	197	29.2	35.9	25 to 35	64.0	35	17.8
27/05/2023	13:00	4	12	36	72	56	21	2	0	1	0	0	0	0	0	0	0	0	0	0	0	204	28.3	34.4	25 to 35	62.7	24	11.8
27/05/2023	14:00	7	8	27	69	54	20	3	1	0	0	0	0	0	0	0	0	0	0	0	0	189	28.5	34.6	25 to 35	65.1	24	12.7
27/05/2023	15:00	3	5	19	58	51	22	3	1	0	0	0	0	0	0	0	0	0	0	0	0	162	29.5	35.5	25 to 35	67.3	26	16.0
27/05/2023	16:00	2	10	34	58	51	22	4	2	0	0	0	0	0	0	0	0	0	0	0	0	183	28.9	35.2	25 to 35	59.6	28	15.3
27/05/2023	17:00	9	14	29	66	56	23	4	1	0	0	0	0	0	0	0	0	0	0	0	0	202	28.2	34.8	25 to 35	60.4	28	13.9
27/05/2023	18:00	1	12	18	71	55	21	1	0	0	0	0	0	0	0	0	0	0	0	0	0	179	28.9	34.5	25 to 35	70.4	22	12.3
27/05/2023	19:00	4	7	29	90	44	16	5	1	0	0	0	0	0	0	0	0	0	0	0	0	196	28.4	34.2	25 to 35	68.4	22	11.2
27/05/2023	20:00	3	5	27	40	32	10	4	4	1	0	0	0	0	0	0	0	0	0	0	0	126	28.9	35	25 to 35	57.1	19	15.1
27/05/2023	21:00	3	3	24	37	14	8	0	1	0	0	0	0	0	0	0	0	0	0	0	0	90	27	33.2	20 to 30	67.8	9	10.0
27/05/2023	22:00	0	4	14	30	22	5	4	0	1	0	0	0	0	0	0	0	0	0	0	0	80	29	34.5	25 to 35	65.0	10	12.5
27/05/2023	23:00	0	2	9	18	15	10	0	1	0	0	0	0	0	0	0	0	0	0	0	0	55	29.7	36.5	25 to 35	60.0	11	20.0
24 Hr Summary		76	134	416	930	646	260	47	22	6	0	0	0	0	0	0	0	0	0	0	2537	28.3	34.6	25 to 35	62.1	335	13.2	

Incoming Histogram

Singleton Hill June 2023

from Fri-May-19-2023-10-00-AM to Mon-May-29-2023-05-59-AM

Date	Starting Hr:min	<15	15 to <20	20 to <25	25 to <30	30 to <35	35 to <40	40 to <45	45 to <50	50 to <55	55 to <60	60 to <65	65 to <70	70 to <75	75 to <80	80 to <85	85 to <90	90 to <95	95 to <100	100 to >105	Total Counts	Avg Speed (MPH)	85pet Speed	10MPH Pace	% in pace	# of Speeders	% Speeders	
28/05/2023	00:00	0	1	1	11	15	6	1	1	0	0	0	0	0	0	0	0	0	0	0	0	36	31.6	37.5	25 to 35	72.2	8	22.2
28/05/2023	01:00	0	0	2	7	3	3	0	0	0	0	0	0	0	0	0	0	0	0	0	0	15	29.5	36.7	25 to 35	66.7	3	20.0
28/05/2023	02:00	0	0	2	4	5	1	1	0	0	0	0	0	0	0	0	0	0	0	0	0	13	30.3	35	25 to 35	69.2	2	15.4
28/05/2023	03:00	0	0	0	6	2	2	0	0	0	0	0	0	0	0	0	0	0	0	0	0	10	30.2	35	25 to 35	80.0	2	20.0
28/05/2023	04:00	0	0	0	1	1	1	0	3	0	0	0	0	0	0	0	0	0	0	0	0	6	39.7	48.3	40 to 50	50.0	4	66.7
28/05/2023	05:00	0	0	2	1	1	2	1	0	1	0	0	0	0	0	0	0	0	0	0	0	8	33.9	45	20 to 30	37.5	4	50.0
28/05/2023	06:00	1	0	2	2	4	4	0	0	0	0	0	0	0	0	0	0	0	0	0	0	13	29.5	37.5	30 to 40	61.5	4	30.8
28/05/2023	07:00	1	2	6	9	5	2	0	0	0	0	0	0	0	0	0	0	0	0	0	0	25	26.2	33	20 to 30	60.0	2	8.0
28/05/2023	08:00	2	1	8	8	13	6	1	1	0	0	0	0	0	0	0	0	0	0	0	0	40	29.3	36.7	25 to 35	52.5	8	20.0
28/05/2023	09:00	4	0	15	35	32	15	3	0	0	0	0	0	0	0	0	0	0	0	0	0	104	29.4	35.7	25 to 35	64.4	18	17.3
28/05/2023	10:00	5	3	14	29	30	20	0	0	0	1	0	0	0	0	0	0	0	0	0	0	102	29.2	36.5	25 to 35	57.8	21	20.6
28/05/2023	11:00	3	0	12	60	45	20	5	1	0	0	0	0	0	0	0	0	0	0	0	0	146	30.2	36	25 to 35	71.9	26	17.8
28/05/2023	12:00	4	3	21	69	68	19	5	3	1	0	0	0	0	0	0	0	0	0	0	0	193	29.9	34.9	25 to 35	71.0	28	14.5
28/05/2023	13:00	0	5	24	51	47	14	5	2	0	1	0	0	0	0	0	0	0	0	0	0	149	29.7	35	25 to 35	65.8	22	14.8
28/05/2023	14:00	4	7	25	60	67	18	5	0	0	0	0	0	0	0	0	0	0	0	0	0	186	29.1	34.6	25 to 35	68.3	23	12.4
28/05/2023	15:00	1	2	21	59	58	17	4	3	0	0	0	0	0	0	0	0	0	0	0	0	165	30.1	34.9	25 to 35	70.9	24	14.5
28/05/2023	16:00	3	4	27	59	53	17	4	2	1	0	0	0	0	0	0	0	0	0	0	0	170	29.4	34.8	25 to 35	65.9	24	14.1
28/05/2023	17:00	1	4	24	70	35	31	9	2	0	0	0	0	0	0	0	0	0	0	0	0	176	30.2	37.6	25 to 35	59.7	42	23.9
28/05/2023	18:00	0	0	33	68	43	21	4	1	0	0	0	0	0	0	0	0	0	0	0	0	170	29.4	35	25 to 35	65.3	26	15.3
28/05/2023	19:00	2	1	21	40	40	16	6	3	0	0	0	0	0	0	0	0	0	0	0	0	129	30.2	36.9	25 to 35	62.0	25	19.4
28/05/2023	20:00	0	3	13	47	38	14	2	1	0	0	0	0	0	0	0	0	0	0	0	0	118	29.8	34.9	25 to 35	72.0	17	14.4
28/05/2023	21:00	3	4	15	24	24	13	1	0	0	0	0	0	0	0	0	0	0	0	0	0	84	28.5	35.4	25 to 35	57.1	14	16.7
28/05/2023	22:00	0	2	7	20	21	10	1	0	1	0	0	0	0	0	0	0	0	0	0	0	62	30.3	36.5	25 to 35	66.1	12	19.4
28/05/2023	23:00	0	2	7	8	10	1	1	0	0	1	0	0	0	0	0	0	0	0	0	0	30	28.9	34.5	25 to 35	60.0	3	10.0
24 Hr Summary		34	44	302	748	660	273	59	23	4	3	0	0	0	0	0	0	0	0	0	2150	29.7	35.7	25 to 35	65.5	362	16.8	

Incoming Histogram

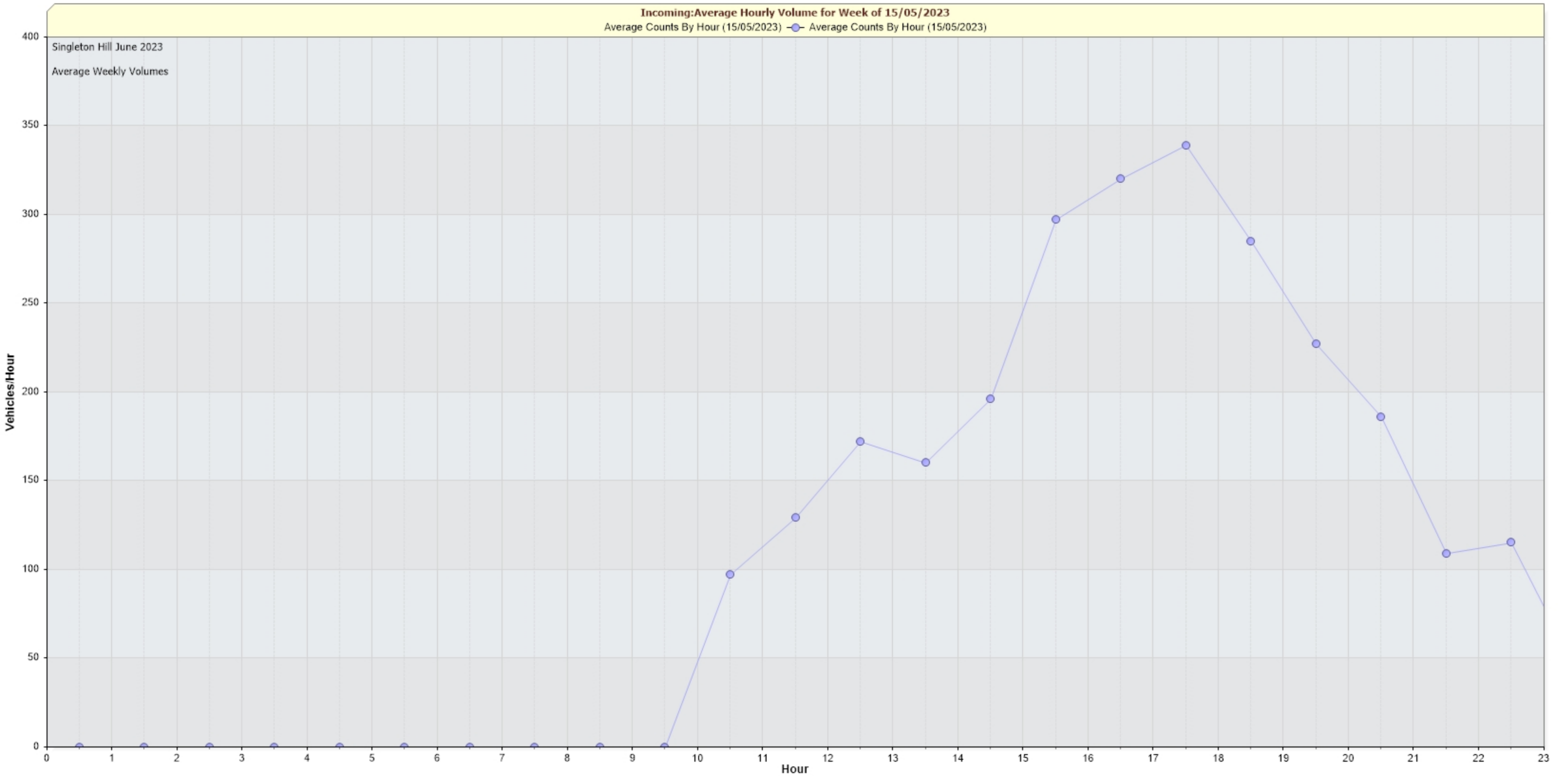
Singleton Hill June 2023

from Fri-May-19-2023-10-00-AM to Mon-May-29-2023-05-59-AM

Date	Starting Hr:min	<15	15 to <20	20 to <25	25 to <30	30 to <35	35 to <40	40 to <45	45 to <50	50 to <55	55 to <60	60 to <65	65 to <70	70 to <75	75 to <80	80 to <85	85 to <90	90 to <95	95 to <100	100 to >105	Total Counts	Avg Speed (MPH)	85pet Speed	10MPH Pace	% in pace	# of Speeders	% Speeders	
29/05/2023	00:00	0	0	3	10	9	4	0	0	0	0	0	0	0	0	0	0	0	0	0	0	26	29.9	35	25 to 35	73.1	4	15.4
29/05/2023	01:00	0	0	0	5	5	1	1	0	1	0	0	0	0	0	0	0	0	0	0	0	13	32.8	40	25 to 35	76.9	3	23.1
29/05/2023	02:00	0	0	2	1	2	2	1	0	0	0	0	0	0	0	0	0	0	0	0	0	8	31.4	40	30 to 40	50.0	3	37.5
29/05/2023	03:00	0	0	0	0	1	1	0	0	0	0	0	0	0	0	0	0	0	0	0	0	2	34.5	40	30 to 40	100.0	1	50.0
29/05/2023	04:00	0	0	1	2	0	1	0	0	0	0	0	0	0	0	0	0	0	0	0	0	4	28.3	30	20 to 30	75.0	1	25.0
29/05/2023	05:00	0	0	0	0	1	0	0	0	0	0	0	0	0	0	0	0	0	0	0	0	1	32	35	25 to 35	100.0	*	*
29/05/2023	06:00	*	*	*	*	*	*	*	*	*	*	*	*	*	*	*	*	*	*	*	*	*	*	*	*	*	*	*
29/05/2023	07:00	*	*	*	*	*	*	*	*	*	*	*	*	*	*	*	*	*	*	*	*	*	*	*	*	*	*	*
29/05/2023	08:00	*	*	*	*	*	*	*	*	*	*	*	*	*	*	*	*	*	*	*	*	*	*	*	*	*	*	*
29/05/2023	09:00	*	*	*	*	*	*	*	*	*	*	*	*	*	*	*	*	*	*	*	*	*	*	*	*	*	*	*
29/05/2023	10:00	*	*	*	*	*	*	*	*	*	*	*	*	*	*	*	*	*	*	*	*	*	*	*	*	*	*	*
29/05/2023	11:00	*	*	*	*	*	*	*	*	*	*	*	*	*	*	*	*	*	*	*	*	*	*	*	*	*	*	*
29/05/2023	12:00	*	*	*	*	*	*	*	*	*	*	*	*	*	*	*	*	*	*	*	*	*	*	*	*	*	*	*
29/05/2023	13:00	*	*	*	*	*	*	*	*	*	*	*	*	*	*	*	*	*	*	*	*	*	*	*	*	*	*	*
29/05/2023	14:00	*	*	*	*	*	*	*	*	*	*	*	*	*	*	*	*	*	*	*	*	*	*	*	*	*	*	*
29/05/2023	15:00	*	*	*	*	*	*	*	*	*	*	*	*	*	*	*	*	*	*	*	*	*	*	*	*	*	*	*
29/05/2023	16:00	*	*	*	*	*	*	*	*	*	*	*	*	*	*	*	*	*	*	*	*	*	*	*	*	*	*	*
29/05/2023	17:00	*	*	*	*	*	*	*	*	*	*	*	*	*	*	*	*	*	*	*	*	*	*	*	*	*	*	*
29/05/2023	18:00	*	*	*	*	*	*	*	*	*	*	*	*	*	*	*	*	*	*	*	*	*	*	*	*	*	*	*
29/05/2023	19:00	*	*	*	*	*	*	*	*	*	*	*	*	*	*	*	*	*	*	*	*	*	*	*	*	*	*	*
29/05/2023	20:00	*	*	*	*	*	*	*	*	*	*	*	*	*	*	*	*	*	*	*	*	*	*	*	*	*	*	*
29/05/2023	21:00	*	*	*	*	*	*	*	*	*	*	*	*	*	*	*	*	*	*	*	*	*	*	*	*	*	*	*
29/05/2023	22:00	*	*	*	*	*	*	*	*	*	*	*	*	*	*	*	*	*	*	*	*	*	*	*	*	*	*	*
29/05/2023	23:00	*	*	*	*	*	*	*	*	*	*	*	*	*	*	*	*	*	*	*	*	*	*	*	*	*	*	*
24 Hr Summary		0	0	6	18	18	9	2	0	1	0	0	0	0	0	0	0	0	0	0	0	54	30.9	37.2	25 to 35	66.7	12	22.2

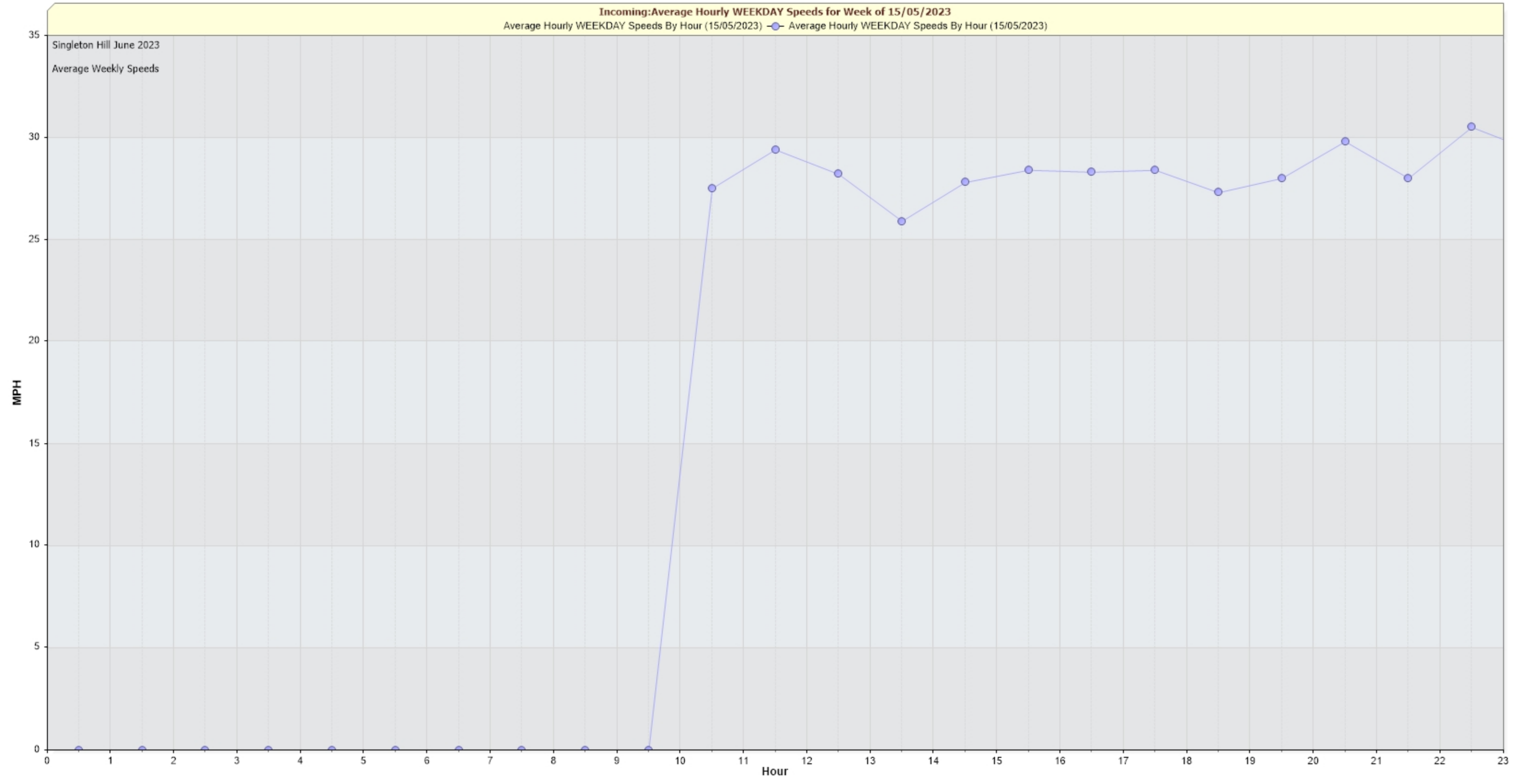
Incoming: Average Hourly Volume for Week of 15/05/2023
Average Counts By Hour (15/05/2023) — Average Counts By Hour (15/05/2023)

Singleton Hill June 2023
Average Weekly Volumes



Incoming: Average Hourly WEEKDAY Speeds for Week of 15/05/2023
Average Hourly WEEKDAY Speeds By Hour (15/05/2023) — Average Hourly WEEKDAY Speeds By Hour (15/05/2023)

Singleton Hill June 2023
Average Weekly Speeds



Incoming:Daily Volume for Week of 15/05/2023

Daily Vehicle Counts

Day

Monday

Tuesday

Wednesday


Friday

Saturday

Sunday

3,000
2,500
2,000
1,500
1,000
500
0

Singleton Hill June 2023
Daily Volumes

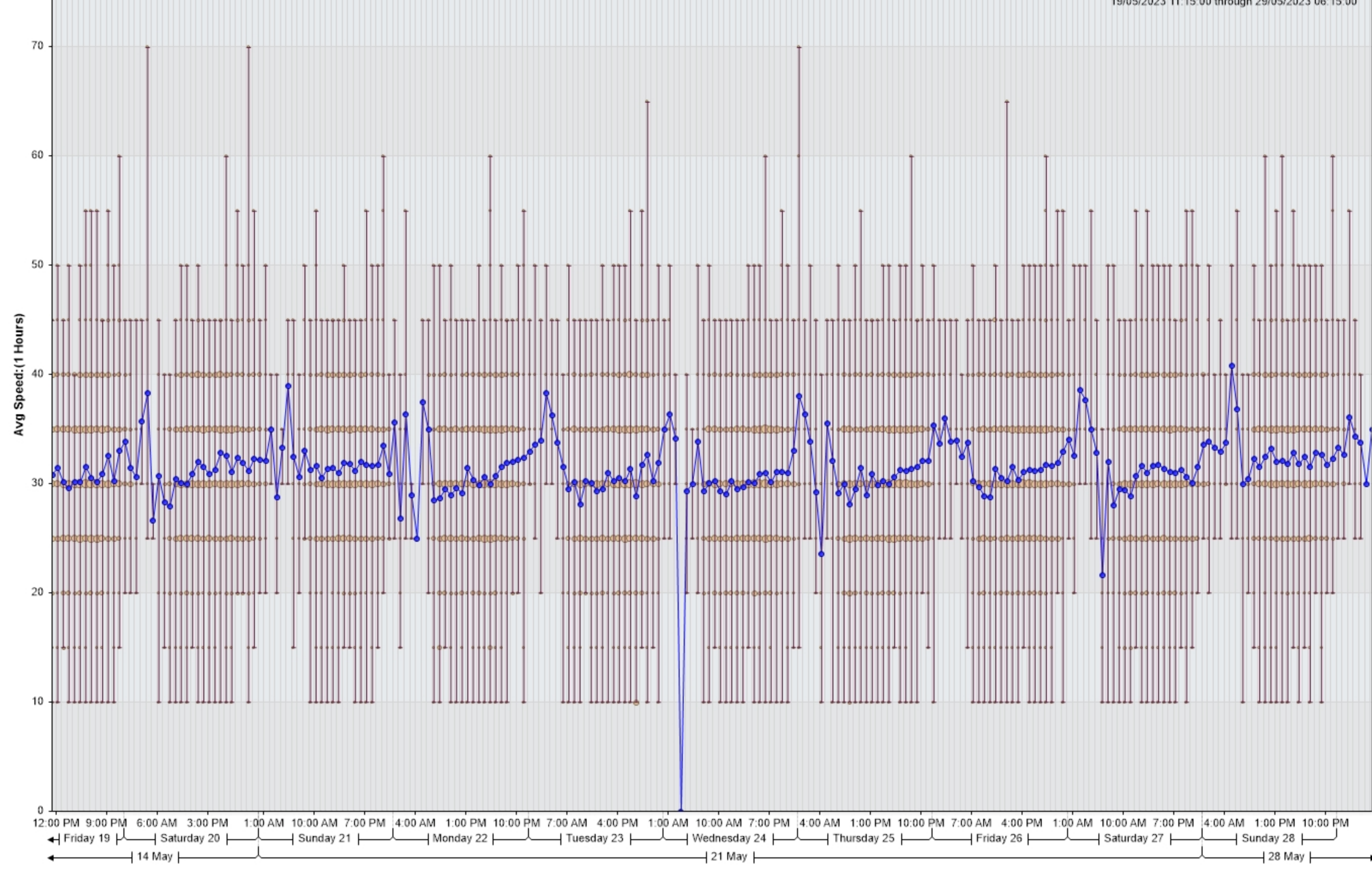


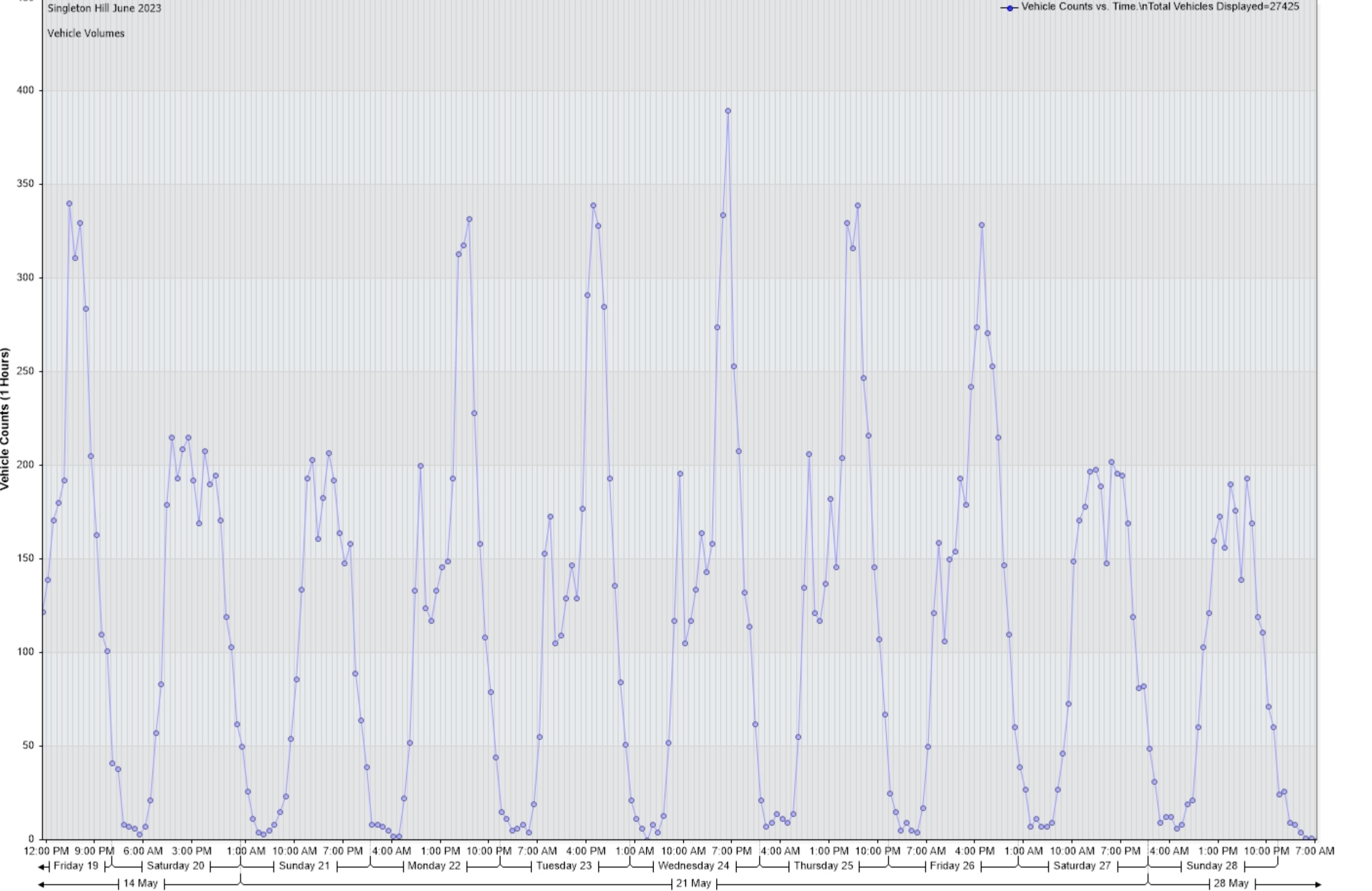
Zoom help

Average Vehicle Speed (MPH) vs. Time [Singleton Hill June 2023:Incoming]

Singleton Hill June 2023
Average Speed Chart

Average Vehicle Speed.
Total Vehicles Displayed=27425
Vehicles Detected
(size of bubble = vehicle density)
19/05/2023 11:15:00 through 29/05/2023 06:15:00





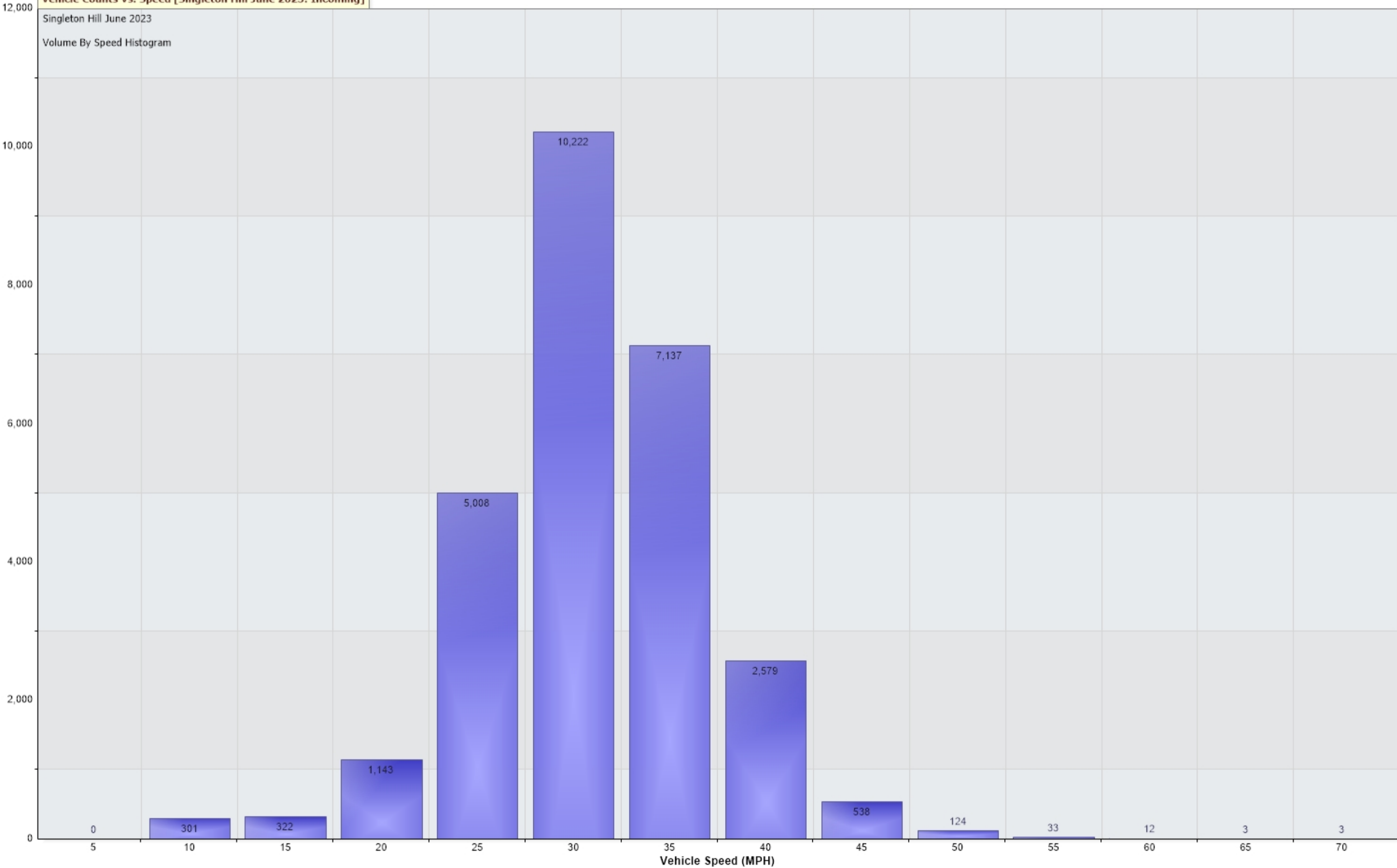
Vehicle Counts Vs. Speed [Singleton Hill June 2023: Incoming]

Singleton Hill June 2023

Volume By Speed Histogram

27,425 Counts

Vehicle Counts



Percentile Counts Vs. Speed for [Singleton Hill June 2023: Incoming]

Singleton Hill June 2023
85th Pct Speed=34.4 MPH
Vehicles in data=27425
19/05/2023 10:00:00 to 29/05/2023 05:59:59

