

For Project: Knoll Lane (Shpe facing) Mar 23
 Project Notes:
 Location/Name: Incoming
 Report Generated: 06/04/2023 10:25
 Speed Intervals: 5 MPH
 Time Intervals: Instant
 Traffic Report From: 08/03/2023 10:00:00 through 18/03/2023 16:59:59
 85th Percentile Speed: 38.3 MPH
 85th Percentile Vehicles: 37474
 Max Speed: 75 MPH on 12/03/2023 14:40:00
 Total Vehicles: 44087
 AADT: 4283

Volumes - weekly counts

Time	5 Day	7 Day
Average Daily	4324	4008
AM Peak 08:00	389	326
PM Peak 05:00	331	305

Speed

Speed Limit: 35
 85th Percentile Speed: 38.3
 50th Percentile Speed: 32.2
 10 MPH Pace Interval: 25.0 MPH to 35.0 MPH
 Average Speed: 32

	Monday	Tuesday	Wednesday	Thursday	Friday	Saturday	Sunday
Count over limit	1330	1368	2007	2431	2542	2041	1084
% over limit	31.3	29.8	27.4	27.6	26.9	31.5	34.0
Avg Speeder	39.2	39.2	39.3	39.1	39.1	39.1	39.5
Avg Speed	8.0	7.7	8.1	7.6	7.4	8.8	10.3

Day/Time Ending	85th pctl (MPH)	85th pctl cnts	Total Cnts	Max Speed	Avg Speeder	% Speeders	Avg Speed
08/03/2023 11:00:00 AM	38.1	163	192	55	39.3	26.6%	31.4
08/03/2023 12:00:00 PM	38.0	209	246	50	39.0	26.8%	31.1
08/03/2023 01:00:00 PM	37.1	175	206	45	38.7	21.8%	31.2
08/03/2023 02:00:00 PM	37.2	212	250	50	38.6	24.0%	31.5
08/03/2023 03:00:00 PM	37.1	260	306	55	39.7	21.9%	31.5
08/03/2023 04:00:00 PM	37.8	281	331	60	38.9	26.6%	31.3
08/03/2023 05:00:00 PM	38.1	247	291	50	39.3	26.1%	31.5
08/03/2023 06:00:00 PM	37.9	290	341	50	38.6	27.6%	31.6
08/03/2023 07:00:00 PM	36.1	245	288	50	38.5	18.4%	30.3
08/03/2023 08:00:00 PM	37.9	179	211	50	39.0	26.5%	31.7
08/03/2023 09:00:00 PM	37.9	125	147	50	38.8	27.2%	31.3
08/03/2023 10:00:00 PM	39.8	76	89	60	40.0	40.4%	32.5
08/03/2023 11:00:00 PM	40.0	45	53	50	40.3	34.0%	31.1
09/03/2023 12:00:00 AM	42.5	21	25	55	42.5	40.0%	34.8
09/03/2023 01:00:00 AM	40.0	6	7	50	42.5	28.6%	32.0
09/03/2023 02:00:00 AM	35.0	3	4	40	37.5	25.0%	29.5
09/03/2023 03:00:00 AM	50.0	3	3	50	42.5	66.7%	38.7
09/03/2023 04:00:00 AM	42.5	5	6	45	42.5	33.3%	33.0
09/03/2023 05:00:00 AM	42.5	28	33	50	40.3	54.5%	35.8
09/03/2023 06:00:00 AM	41.4	89	105	55	40.2	44.8%	34.5
09/03/2023 07:00:00 AM	39.2	173	204	50	38.7	44.6%	33.8
09/03/2023 08:00:00 AM	38.2	305	359	55	38.6	31.2%	32.4
09/03/2023 09:00:00 AM	36.8	331	389	50	38.9	20.6%	31.1
09/03/2023 10:00:00 AM	37.2	223	262	55	38.8	22.9%	31.3
09/03/2023 11:00:00 AM	37.1	179	211	50	38.9	22.7%	31.0
09/03/2023 12:00:00 PM	37.8	171	201	55	39.3	24.4%	31.2
09/03/2023 01:00:00 PM	38.4	218	256	50	39.0	29.3%	32.5
09/03/2023 02:00:00 PM	35.7	235	277	50	39.0	17.0%	27.8
09/03/2023 03:00:00 PM	38.5	260	306	50	38.6	33.7%	31.9
09/03/2023 04:00:00 PM	36.5	297	349	55	39.4	18.9%	31.0
09/03/2023 05:00:00 PM	38.3	247	291	50	38.7	32.6%	32.0
09/03/2023 06:00:00 PM	37.1	280	330	55	39.2	21.8%	31.0
09/03/2023 07:00:00 PM	36.8	240	282	45	38.4	20.9%	31.1
09/03/2023 08:00:00 PM	37.6	159	187	50	38.9	25.1%	31.0
09/03/2023 09:00:00 PM	37.9	105	124	55	39.4	25.0%	31.2
09/03/2023 10:00:00 PM	37.9	88	104	45	39.0	26.0%	32.2
09/03/2023 11:00:00 PM	36.8	44	52	45	37.9	23.1%	31.3
10/03/2023 12:00:00 AM	43.3	13	15	55	42.5	40.0%	33.1
10/03/2023 01:00:00 AM	13.8	79	93	40	37.5	4.3%	11.1
10/03/2023 02:00:00 AM	40.0	2	2	40	37.5	50.0%	34.5
10/03/2023 03:00:00 AM	37.5	26	31	45	39.6	22.6%	18.6
10/03/2023 04:00:00 AM	40.0	6	7	50	40.8	42.9%	34.1
10/03/2023 05:00:00 AM	38.8	20	24	45	37.9	54.2%	34.3
10/03/2023 06:00:00 AM	41.5	88	103	55	40.0	49.5%	34.1
10/03/2023 07:00:00 AM	40.7	157	185	50	39.9	38.9%	33.4
10/03/2023 08:00:00 AM	37.8	337	396	50	38.6	27.3%	32.2

10/03/2023 09:00:00 AM	37.6	322	379	50	38.6	25.3%	32.0
10/03/2023 10:00:00 AM	37.1	214	252	45	38.6	22.6%	31.6
10/03/2023 11:00:00 AM	36.7	240	282	60	39.1	20.6%	28.1
10/03/2023 12:00:00 PM	37.3	210	247	45	38.8	22.7%	30.9
10/03/2023 01:00:00 PM	37.9	222	261	50	38.9	26.8%	31.6
10/03/2023 02:00:00 PM	38.5	198	233	50	39.2	28.8%	32.2
10/03/2023 03:00:00 PM	37.6	297	349	50	38.4	26.1%	30.7
10/03/2023 04:00:00 PM	38.2	294	346	55	39.1	28.0%	31.8
10/03/2023 05:00:00 PM	37.9	269	317	55	39.2	26.2%	32.0
10/03/2023 06:00:00 PM	37.8	298	351	50	39.4	24.2%	31.3
10/03/2023 07:00:00 PM	36.6	266	313	50	38.4	20.4%	31.0
10/03/2023 08:00:00 PM	37.2	179	211	55	39.6	22.7%	31.3
10/03/2023 09:00:00 PM	38.6	115	135	50	38.8	34.1%	32.0
10/03/2023 10:00:00 PM	40.0	86	101	60	40.7	32.7%	32.9
10/03/2023 11:00:00 PM	38.3	81	95	50	39.6	25.3%	31.4
11/03/2023 12:00:00 AM	39.4	32	38	55	40.2	34.2%	33.1
11/03/2023 01:00:00 AM	39.2	20	23	45	38.8	34.8%	33.1
11/03/2023 02:00:00 AM	40.0	7	8	60	41.5	62.5%	35.1
11/03/2023 03:00:00 AM	40.0	12	14	45	40.8	21.4%	29.9
11/03/2023 04:00:00 AM	43.3	9	11	50	40.6	72.7%	36.1
11/03/2023 05:00:00 AM	40.0	13	15	55	40.4	46.7%	35.1
11/03/2023 06:00:00 AM	44.2	31	36	50	41.4	50.0%	35.4
11/03/2023 07:00:00 AM	41.5	53	62	55	40.5	43.5%	34.4
11/03/2023 08:00:00 AM	39.2	114	134	55	40.0	29.9%	32.8
11/03/2023 09:00:00 AM	38.6	156	184	50	39.0	31.5%	32.7
11/03/2023 10:00:00 AM	38.3	243	286	50	38.9	30.4%	32.2
11/03/2023 11:00:00 AM	38.2	243	286	55	39.6	26.6%	31.8
11/03/2023 12:00:00 PM	38.7	264	310	50	39.1	32.9%	32.6
11/03/2023 01:00:00 PM	37.8	251	295	55	38.5	27.5%	31.6
11/03/2023 02:00:00 PM	38.6	247	291	50	39.0	31.6%	32.6
11/03/2023 03:00:00 PM	38.3	261	307	65	38.9	30.3%	32.3
11/03/2023 04:00:00 PM	38.4	204	240	50	38.8	32.5%	32.3
11/03/2023 05:00:00 PM	38.6	234	275	50	39.8	26.5%	31.7
11/03/2023 06:00:00 PM	38.2	232	273	55	39.1	29.3%	32.2
11/03/2023 07:00:00 PM	38.3	177	208	50	38.8	29.8%	32.1
11/03/2023 08:00:00 PM	38.6	144	169	55	39.7	27.2%	31.4
11/03/2023 09:00:00 PM	38.0	109	128	50	38.8	28.1%	32.2
11/03/2023 10:00:00 PM	39.4	59	69	45	39.0	37.7%	33.0
11/03/2023 11:00:00 PM	38.8	45	53	50	39.3	32.1%	32.7
12/03/2023 12:00:00 AM	39.4	35	41	55	40.4	34.1%	32.9
12/03/2023 01:00:00 AM	37.5	19	22	45	40.0	18.2%	30.1
12/03/2023 02:00:00 AM	42.5	16	19	50	40.5	52.6%	33.3
12/03/2023 03:00:00 AM	40.0	11	13	45	39.5	38.5%	32.1
12/03/2023 04:00:00 AM	45.0	7	8	50	41.5	62.5%	37.0
12/03/2023 05:00:00 AM	38.8	9	11	45	38.5	45.5%	30.7
12/03/2023 06:00:00 AM	43.0	20	23	50	40.4	52.2%	35.0
12/03/2023 07:00:00 AM	40.0	27	32	55	39.7	56.3%	34.9

12/03/2023 08:00:00 AM	41.2	77	91	50	39.6	58.2%	35.4
12/03/2023 09:00:00 AM	41.2	112	132	55	40.6	40.9%	32.9
12/03/2023 10:00:00 AM	39.0	187	220	55	39.6	34.1%	32.8
12/03/2023 11:00:00 AM	38.6	256	301	50	39.1	29.6%	32.0
12/03/2023 12:00:00 PM	38.8	213	251	55	39.6	31.1%	32.5
12/03/2023 01:00:00 PM	38.8	216	254	50	39.2	34.3%	33.1
12/03/2023 02:00:00 PM	37.7	261	307	55	38.9	26.4%	31.9
12/03/2023 03:00:00 PM	39.0	199	234	75	39.6	36.3%	32.9
12/03/2023 04:00:00 PM	39.5	194	228	55	39.5	40.4%	33.5
12/03/2023 05:00:00 PM	38.5	201	236	55	39.0	31.4%	32.4
12/03/2023 06:00:00 PM	39.6	178	210	50	39.5	37.1%	33.1
12/03/2023 07:00:00 PM	38.0	162	191	60	39.1	29.3%	32.2
12/03/2023 08:00:00 PM	38.6	121	142	55	39.6	31.7%	32.2
12/03/2023 09:00:00 PM	39.1	81	95	50	39.3	34.7%	31.8
12/03/2023 10:00:00 PM	38.9	81	95	50	40.7	26.3%	24.9
12/03/2023 11:00:00 PM	40.0	48	56	55	41.5	26.8%	20.5
13/03/2023 12:00:00 AM	37.5	17	20	45	38.5	25.0%	30.4
13/03/2023 01:00:00 AM	45.0	11	13	60	47.5	30.8%	34.1
13/03/2023 02:00:00 AM	35.0	13	15	40	37.5	13.3%	13.3
13/03/2023 03:00:00 AM	35.0	3	4	40	37.5	25.0%	30.8
13/03/2023 04:00:00 AM	38.3	8	9	40	37.5	33.3%	31.0
13/03/2023 05:00:00 AM	42.5	26	30	45	41.1	36.7%	33.3
13/03/2023 06:00:00 AM	41.9	94	110	55	40.9	40.9%	34.8
13/03/2023 07:00:00 AM	38.7	180	212	50	39.3	29.7%	32.5
13/03/2023 08:00:00 AM	38.0	326	384	50	38.7	28.4%	32.0
13/03/2023 09:00:00 AM	38.1	351	413	50	38.9	28.6%	32.3
13/03/2023 10:00:00 AM	38.7	199	234	55	39.2	33.3%	33.3
13/03/2023 11:00:00 AM	38.0	184	216	55	39.2	26.9%	32.1
13/03/2023 12:00:00 PM	38.4	215	253	50	39.9	24.9%	32.0
13/03/2023 01:00:00 PM	39.1	187	220	50	39.0	36.8%	32.9
13/03/2023 02:00:00 PM	39.4	195	229	50	39.2	38.9%	33.2
13/03/2023 03:00:00 PM	37.9	265	312	50	38.9	26.6%	31.7
13/03/2023 04:00:00 PM	39.1	254	299	50	38.9	38.8%	33.2
13/03/2023 05:00:00 PM	38.4	261	307	50	39.0	31.3%	32.2
13/03/2023 06:00:00 PM	38.5	264	310	55	39.3	28.7%	31.7
13/03/2023 07:00:00 PM	38.5	180	212	45	39.0	29.2%	32.1
13/03/2023 08:00:00 PM	38.2	152	179	60	39.7	27.9%	32.0
13/03/2023 09:00:00 PM	38.4	105	124	45	38.8	30.6%	32.8
13/03/2023 10:00:00 PM	39.7	97	114	60	39.5	40.4%	33.7
13/03/2023 11:00:00 PM	42.5	24	28	55	39.9	67.9%	36.5
14/03/2023 12:00:00 AM	37.5	19	22	40	37.5	27.3%	30.7
14/03/2023 01:00:00 AM	35.0	9	11	40	37.5	18.2%	31.3
14/03/2023 02:00:00 AM	45.0	1	1	45	42.5	100.0%	42.0
14/03/2023 03:00:00 AM	9.7	58	68	45	38.8	5.9%	9.6
14/03/2023 04:00:00 AM	45.0	11	13	55	43.3	46.2%	24.1
14/03/2023 05:00:00 AM	40.0	33	39	45	39.1	48.7%	34.2
14/03/2023 06:00:00 AM	39.5	114	134	50	39.0	44.0%	33.1

14/03/2023 07:00:00 AM	39.6	206	242	55	39.5	40.1%	34.0
14/03/2023 08:00:00 AM	38.4	315	371	55	38.9	31.3%	32.7
14/03/2023 09:00:00 AM	38.0	337	396	50	38.6	28.8%	32.3
14/03/2023 10:00:00 AM	38.2	208	245	50	38.7	29.8%	32.3
14/03/2023 11:00:00 AM	38.2	222	261	55	39.4	26.8%	28.8
14/03/2023 12:00:00 PM	37.4	197	232	50	38.6	25.0%	31.4
14/03/2023 01:00:00 PM	38.3	203	239	60	39.2	30.1%	32.5
14/03/2023 02:00:00 PM	37.6	220	259	55	39.2	24.7%	31.7
14/03/2023 03:00:00 PM	38.3	246	289	60	39.3	29.1%	32.2
14/03/2023 04:00:00 PM	39.1	283	333	50	39.1	35.7%	33.0
14/03/2023 05:00:00 PM	38.9	274	322	50	38.9	36.3%	32.8
14/03/2023 06:00:00 PM	38.5	256	301	60	39.3	31.2%	32.5
14/03/2023 07:00:00 PM	36.3	254	299	50	39.1	18.4%	30.2
14/03/2023 08:00:00 PM	38.4	167	196	60	40.3	26.0%	32.1
14/03/2023 09:00:00 PM	38.3	110	129	50	39.9	25.6%	31.0
14/03/2023 10:00:00 PM	38.8	85	100	55	40.4	28.0%	32.1
14/03/2023 11:00:00 PM	35.0	73	86	45	39.0	15.1%	22.1
15/03/2023 12:00:00 AM	47.0	22	26	55	41.7	73.1%	38.5
15/03/2023 01:00:00 AM	40.0	8	10	50	44.2	30.0%	32.6
15/03/2023 02:00:00 AM	42.5	6	7	45	40.8	42.9%	32.1
15/03/2023 03:00:00 AM	42.5	5	6	45	42.5	33.3%	34.7
15/03/2023 04:00:00 AM	45.0	8	10	55	43.3	60.0%	36.6
15/03/2023 05:00:00 AM	43.0	20	23	50	41.4	39.1%	33.4
15/03/2023 06:00:00 AM	41.8	95	112	55	40.2	49.1%	34.5
15/03/2023 07:00:00 AM	41.0	167	197	50	39.6	50.3%	34.6
15/03/2023 08:00:00 AM	38.8	307	361	50	38.6	37.1%	33.1
15/03/2023 09:00:00 AM	38.0	308	362	55	39.2	26.2%	32.1
15/03/2023 10:00:00 AM	37.1	233	274	50	38.8	22.3%	31.4
15/03/2023 11:00:00 AM	37.1	186	219	55	39.7	20.5%	31.4
15/03/2023 12:00:00 PM	39.2	173	204	55	40.0	29.9%	32.2
15/03/2023 01:00:00 PM	37.8	199	234	55	39.3	26.1%	32.1
15/03/2023 02:00:00 PM	38.0	226	266	60	39.6	25.6%	31.4
15/03/2023 03:00:00 PM	37.7	267	314	55	39.6	23.6%	31.5
15/03/2023 04:00:00 PM	38.5	249	293	50	39.6	26.6%	32.2
15/03/2023 05:00:00 PM	38.1	267	314	50	38.8	28.7%	32.2
15/03/2023 06:00:00 PM	37.5	300	353	55	39.1	24.1%	31.6
15/03/2023 07:00:00 PM	37.5	230	270	45	39.2	22.2%	31.6
15/03/2023 08:00:00 PM	38.6	182	214	55	39.0	33.2%	31.9
15/03/2023 09:00:00 PM	39.6	131	154	50	40.2	29.9%	31.7
15/03/2023 10:00:00 PM	37.3	69	81	50	38.8	23.5%	31.3
15/03/2023 11:00:00 PM	41.2	36	42	50	40.6	38.1%	33.7
16/03/2023 12:00:00 AM	40.0	14	17	55	41.7	35.3%	34.2
16/03/2023 01:00:00 AM	40.0	8	9	45	39.2	33.3%	29.3
16/03/2023 02:00:00 AM	35.0	4	5	40	37.5	20.0%	31.2
16/03/2023 03:00:00 AM	35.0	3	3	35	0.0	0.0%	30.3
16/03/2023 04:00:00 AM	45.0	6	7	55	41.5	71.4%	37.7
16/03/2023 05:00:00 AM	40.0	24	28	50	39.4	46.4%	34.5

16/03/2023 06:00:00 AM	39.8	93	109	55	39.8	35.8%	33.5
16/03/2023 07:00:00 AM	39.2	168	198	55	39.1	39.4%	33.7
16/03/2023 08:00:00 AM	37.5	320	377	55	39.1	23.6%	32.1
16/03/2023 09:00:00 AM	38.3	303	356	55	39.6	26.4%	32.5
16/03/2023 10:00:00 AM	38.2	223	262	50	38.7	29.8%	32.2
16/03/2023 11:00:00 AM	37.5	194	228	55	39.3	23.7%	32.1
16/03/2023 12:00:00 PM	37.6	224	263	55	39.1	23.6%	31.3
16/03/2023 01:00:00 PM	38.7	224	264	55	39.4	32.6%	32.4
16/03/2023 02:00:00 PM	38.1	241	283	50	38.8	27.9%	32.3
16/03/2023 03:00:00 PM	38.4	256	301	55	39.3	28.9%	32.2
16/03/2023 04:00:00 PM	38.8	280	329	55	39.1	33.4%	32.8
16/03/2023 05:00:00 PM	38.3	263	309	60	38.5	33.7%	32.3
16/03/2023 06:00:00 PM	37.9	315	371	55	39.5	25.3%	31.7
16/03/2023 07:00:00 PM	36.9	243	286	50	38.5	22.0%	31.0
16/03/2023 08:00:00 PM	38.5	158	186	60	39.2	30.6%	32.5
16/03/2023 09:00:00 PM	39.6	106	125	55	40.1	32.8%	33.1
16/03/2023 10:00:00 PM	38.3	63	74	50	39.2	28.4%	32.3
16/03/2023 11:00:00 PM	38.3	37	44	50	40.2	25.0%	32.0
17/03/2023 12:00:00 AM	38.8	21	25	50	39.0	40.0%	34.1
17/03/2023 01:00:00 AM	35.0	6	7	40	37.5	14.3%	30.6
17/03/2023 02:00:00 AM	35.0	1	1	35	0.0	0.0%	32.0
17/03/2023 03:00:00 AM	45.0	5	6	50	41.3	66.7%	37.8
17/03/2023 04:00:00 AM	42.5	8	10	50	41.5	50.0%	33.5
17/03/2023 05:00:00 AM	43.3	25	29	50	41.7	41.4%	34.6
17/03/2023 06:00:00 AM	42.4	75	88	60	40.9	46.6%	35.1
17/03/2023 07:00:00 AM	39.5	178	209	55	39.5	40.2%	33.7
17/03/2023 08:00:00 AM	37.3	302	355	50	38.5	24.5%	32.1
17/03/2023 09:00:00 AM	37.4	366	430	45	38.6	23.7%	31.9
17/03/2023 10:00:00 AM	37.0	225	265	50	38.4	22.6%	31.7
17/03/2023 11:00:00 AM	37.5	218	256	50	39.0	24.2%	31.8
17/03/2023 12:00:00 PM	37.9	212	250	55	39.2	26.4%	31.6
17/03/2023 01:00:00 PM	38.3	255	300	50	38.9	29.0%	31.9
17/03/2023 02:00:00 PM	38.4	257	302	75	39.8	28.1%	32.2
17/03/2023 03:00:00 PM	36.8	307	361	55	38.9	20.5%	31.4
17/03/2023 04:00:00 PM	38.1	258	303	50	38.7	28.7%	32.4
17/03/2023 05:00:00 PM	38.0	275	324	55	39.1	27.2%	31.4
17/03/2023 06:00:00 PM	38.2	298	350	50	38.7	30.6%	32.1
17/03/2023 07:00:00 PM	37.2	266	313	50	38.8	23.0%	30.5
17/03/2023 08:00:00 PM	37.9	188	221	50	38.8	28.1%	31.8
17/03/2023 09:00:00 PM	39.1	116	136	55	40.4	30.9%	32.8
17/03/2023 10:00:00 PM	39.8	74	87	50	39.7	39.1%	33.5
17/03/2023 11:00:00 PM	38.5	53	62	45	38.9	29.0%	32.5
18/03/2023 12:00:00 AM	39.5	34	40	65	41.2	37.5%	33.1
18/03/2023 01:00:00 AM	40.0	14	17	50	40.8	35.3%	33.9
18/03/2023 02:00:00 AM	45.0	8	9	60	46.3	44.4%	35.9
18/03/2023 03:00:00 AM	43.3	11	13	50	41.7	46.2%	34.7
18/03/2023 04:00:00 AM	42.5	5	6	45	42.5	33.3%	33.7

Incoming Summary
Knoll Lane (Shpe facing) Mar 23

from Wed-Mar-08-2023-10-00-AM to Sat-Mar-18-2023-04-59-PM

18/03/2023 05:00:00 AM	42.5	11	13	45	40.8	46.2%	34.0
18/03/2023 06:00:00 AM	39.3	43	51	45	40.0	27.5%	32.3
18/03/2023 07:00:00 AM	42.7	57	67	55	40.4	56.7%	35.8
18/03/2023 08:00:00 AM	38.9	123	145	50	38.8	37.2%	33.2
18/03/2023 09:00:00 AM	38.5	197	232	50	39.3	30.2%	32.7
18/03/2023 10:00:00 AM	37.5	226	266	50	38.6	25.2%	31.6
18/03/2023 11:00:00 AM	37.1	278	327	50	38.5	23.2%	31.1
18/03/2023 12:00:00 PM	38.0	278	327	45	38.3	30.6%	32.1
18/03/2023 01:00:00 PM	38.5	262	308	50	39.0	32.1%	32.2
18/03/2023 02:00:00 PM	39.2	244	287	60	39.2	38.7%	33.3
18/03/2023 03:00:00 PM	39.3	213	251	60	39.5	39.8%	33.6
18/03/2023 04:00:00 PM	38.8	220	259	50	38.9	34.7%	32.9
18/03/2023 05:00:00 PM	38.4	162	191	50	38.8	31.9%	31.1

Incoming Summary
Knoll Lane (Shpe facing) Mar 23

from Wed-Mar-08-2023-10-00-AM to Sat-Mar-18-2023-04-59-PM

Day/Time Ending	85th pctl (MPH)	85th pctl cnts	Total Cnts	Max Speed	Avg Speeder	% Speeders	Avg Speed
09/03/2023 12:00:00 AM	37.8	2530	2976	60	39.1	25.5%	31.4
10/03/2023 12:00:00 AM	37.9	3703	4357	55	39.0	26.4%	31.5
11/03/2023 12:00:00 AM	37.9	4038	4751	60	39.1	26.2%	31.1
12/03/2023 12:00:00 AM	38.5	3160	3718	65	39.2	30.6%	32.3
13/03/2023 12:00:00 AM	39.0	2712	3191	75	39.5	34.0%	32.2
14/03/2023 12:00:00 AM	38.6	3612	4249	60	39.2	31.3%	32.4
15/03/2023 12:00:00 AM	38.4	3903	4592	60	39.2	29.8%	31.6
16/03/2023 12:00:00 AM	38.5	3686	4337	60	39.4	28.8%	32.2
17/03/2023 12:00:00 AM	38.3	3776	4442	60	39.2	28.8%	32.3
18/03/2023 12:00:00 AM	38.1	3999	4705	75	39.1	27.5%	32.0
18/03/2023 04:59:59 PM	38.6	2354	2769	60	39.1	32.6%	32.5

Incoming Weekly Counts
Knoll Lane (Shpe facing) Mar 23

from Wed-Mar-08-2023-10-00-AM to Sat-Mar-18-2023-04-59-PM

	06/03/2023	to	12/03/2023							
	Monday	Tuesday	Wednesday	Thursday	Friday	Saturday	Sunday	Week	Weekend	Week Day 85%
Hour	06/03/2023	07/03/2023	08/03/2023	09/03/2023	10/03/2023	11/03/2023	12/03/2023	Day Avg	Avg	Avg Speed
0 - 1	*	*	*	7	93	23	22	50	22.5	26.9
1 - 2	*	*	*	4	2	8	19	3	13.5	37.5
2 - 3	*	*	*	3	31	14	13	17	13.5	43.75
3 - 4	*	*	*	6	7	11	8	6.5	9.5	41.25
4 - 5	*	*	*	33	24	15	11	28.5	13	40.65
5 - 6	*	*	*	105	103	36	23	104	29.5	41.45
6 - 7	*	*	*	204	185	62	32	194.5	47	39.95
7 - 8	*	*	*	359	396	134	91	377.5	112.5	38
8 - 9	*	*	*	389	379	184	132	384	158	37.2
9 - 10	*	*	*	262	252	286	220	257	253	37.15
10 - 11	*	*	192	211	282	286	301	228.33	293.5	37.3
11 - 12	*	*	246	201	247	310	251	231.33	280.5	37.7
12 - 13	*	*	206	256	261	295	254	241	274.5	37.8
13 - 14	*	*	250	277	233	291	307	253.33	299	37.13
14 - 15	*	*	306	306	349	307	234	320.33	270.5	37.73
15 - 16	*	*	331	349	346	240	228	342	234	37.5
16 - 17	*	*	291	291	317	275	236	299.67	255.5	38.1
17 - 18	*	*	341	330	351	273	210	340.67	241.5	37.6
18 - 19	*	*	288	282	313	208	191	294.33	199.5	36.5
19 - 20	*	*	211	187	211	169	142	203	155.5	37.57
20 - 21	*	*	147	124	135	128	95	135.33	111.5	38.13
21 - 22	*	*	89	104	101	69	95	98	82	39.23
22 - 23	*	*	53	52	95	53	56	66.67	54.5	38.37
23 - 24	*	*	25	15	38	41	20	26	30.5	41.73
Totals	0	0	2976	4357	4751	3718	3191			
% of Total	0%	0%	15.67%	22.94%	25.01%	19.58%	16.8%			

Incoming Weekly Counts
Knoll Lane (Shpe facing) Mar 23

from Wed-Mar-08-2023-10-00-AM to Sat-Mar-18-2023-04-59-PM

	13/03/2023	to	19/03/2023							
	Monday	Tuesday	Wednesday	Thursday	Friday	Saturday	Sunday	Week	Weekend	Week Day 85%
Hour	13/03/2023	14/03/2023	15/03/2023	16/03/2023	17/03/2023	18/03/2023	19/03/2023	Day Avg	Avg	Avg Speed
0 - 1	13	11	10	9	7	17	*	10	17	39
1 - 2	15	1	7	5	1	9	*	5.8	9	38.5
2 - 3	4	68	6	3	6	13	*	17.4	13	33.44
3 - 4	9	13	10	7	10	6	*	9.8	6	43.16
4 - 5	30	39	23	28	29	13	*	29.8	13	41.76
5 - 6	110	134	112	109	88	51	*	110.6	51	41.08
6 - 7	212	242	197	198	209	67	*	211.6	67	39.6
7 - 8	384	371	361	377	355	145	*	369.6	145	38
8 - 9	413	396	362	356	430	232	*	391.4	232	37.96
9 - 10	234	245	274	262	265	266	*	256	266	37.84
10 - 11	216	261	219	228	256	327	*	236	327	37.66
11 - 12	253	232	204	263	250	327	*	240.4	327	38.1
12 - 13	220	239	234	264	300	308	*	251.4	308	38.44
13 - 14	229	259	266	283	302	287	*	267.8	287	38.3
14 - 15	312	289	314	301	361	251	*	315.4	251	37.82
15 - 16	299	333	293	329	303	259	*	311.4	259	38.72
16 - 17	307	322	314	309	324	191	*	315.2	191	38.34
17 - 18	310	301	353	371	350	*	*	337	0	38.12
18 - 19	212	299	270	286	313	*	*	276	0	37.28
19 - 20	179	196	214	186	221	*	*	199.2	0	38.32
20 - 21	124	129	154	125	136	*	*	133.6	0	39
21 - 22	114	100	81	74	87	*	*	91.2	0	38.78
22 - 23	28	86	42	44	62	*	*	52.4	0	39.1
23 - 24	22	26	17	25	40	*	*	26	0	40.56
Totals	4249	4592	4337	4442	4705	2769	0			
% of Total	16.93%	18.3%	17.28%	17.7%	18.75%	11.03%	0%			

Incoming Monthly Counts
 Knoll Lane (Shpe facing) Mar 23

from Wed-Mar-08-2023-10-00-AM to Sat-Mar-18-2023-04-59-PM

Hour	Mar 2023							Week Day Avg	Weekend Avg	Week Day 85% Avg Speed
	Monday	Tuesday	Wednesday	Thursday	Friday	Saturday	Sunday			
0 - 1	13	11	10	16	100	40	22	30	31	37.8
1 - 2	15	1	7	9	3	17	19	7	18	40
2 - 3	4	68	6	6	37	27	13	24.2	20	33.28
3 - 4	9	13	10	13	17	17	8	12.4	12.5	42.82
4 - 5	30	39	23	61	53	28	11	41.2	19.5	41.58
5 - 6	110	134	112	214	191	87	23	152.2	55	41.14
6 - 7	212	242	197	402	394	129	32	289.4	80.5	39.7
7 - 8	384	371	361	736	751	279	91	520.6	185	38.14
8 - 9	413	396	362	745	809	416	132	545	274	37.82
9 - 10	234	245	274	524	517	552	220	358.8	386	37.76
10 - 11	216	261	411	439	538	613	301	373	457	37.66
11 - 12	253	232	450	464	497	637	251	379.2	444	37.9
12 - 13	220	239	440	520	561	603	254	396	428.5	38.3
13 - 14	229	259	516	560	535	578	307	419.8	442.5	38.1
14 - 15	312	289	620	607	710	558	234	507.6	396	37.84
15 - 16	299	333	624	678	649	499	228	516.6	363.5	38.48
16 - 17	307	322	605	600	641	466	236	495	351	38.34
17 - 18	310	301	694	701	701	273	210	541.4	241.5	38.08
18 - 19	212	299	558	568	626	208	191	452.6	199.5	37.04
19 - 20	179	196	425	373	432	169	142	321	155.5	38.12
20 - 21	124	129	301	249	271	128	95	214.8	111.5	38.6
21 - 22	114	100	170	178	188	69	95	150	82	39.04
22 - 23	28	86	95	96	157	53	56	92.4	54.5	38.76
23 - 24	22	26	42	40	78	41	20	41.6	30.5	41.28
Totals	4249	4592	7313	8799	9456	6487	3191			
% of Total	9.64%	10.42%	16.59%	19.96%	21.45%	14.71%	7.24%			

Incoming Weekly Speeds
Knoll Lane (Shpe facing) Mar 23

from Wed-Mar-08-2023-10-00-AM to Sat-Mar-18-2023-04-59-PM

	06/03/2023	to	12/03/2023							
	Monday	Tuesday	Wednesday	Thursday	Friday	Saturday	Sunday	Week	Weekend	Week Day 85%
Hour	06/03/2023	07/03/2023	08/03/2023	09/03/2023	10/03/2023	11/03/2023	12/03/2023	Day Avg	Avg	Avg Speed
0 - 1	*	*	*	32	11.13	33.09	30.14	12.59	31.64	26.9
1 - 2	*	*	*	29.5	34.5	35.12	33.26	31.17	33.81	37.5
2 - 3	*	*	*	38.67	18.65	29.93	32.08	20.41	30.96	43.75
3 - 4	*	*	*	33	34.14	36.09	37	33.62	36.47	41.25
4 - 5	*	*	*	35.76	34.25	35.07	30.73	35.12	33.23	40.65
5 - 6	*	*	*	34.51	34.12	35.39	34.96	34.32	35.22	41.45
6 - 7	*	*	*	33.8	33.38	34.37	34.88	33.6	34.54	39.95
7 - 8	*	*	*	32.37	32.15	32.78	35.42	32.26	33.84	38
8 - 9	*	*	*	31.14	32.03	32.7	32.86	31.58	32.76	37.2
9 - 10	*	*	*	31.27	31.63	32.2	32.78	31.45	32.45	37.15
10 - 11	*	*	31.36	30.97	28.11	31.8	32	29.9	31.91	37.3
11 - 12	*	*	31.12	31.19	30.91	32.65	32.53	31.07	32.6	37.7
12 - 13	*	*	31.17	32.54	31.57	31.61	33.07	31.8	32.29	37.8
13 - 14	*	*	31.46	27.82	32.17	32.57	31.9	30.35	32.23	37.13
14 - 15	*	*	31.5	31.93	30.7	32.32	32.85	31.35	32.55	37.73
15 - 16	*	*	31.28	30.99	31.79	32.27	33.48	31.35	32.86	37.5
16 - 17	*	*	31.47	32.03	32.04	31.73	32.4	31.85	32.04	38.1
17 - 18	*	*	31.63	31.01	31.3	32.15	33.08	31.32	32.55	37.6
18 - 19	*	*	30.26	31.13	30.99	32.06	32.15	30.8	32.11	36.5
19 - 20	*	*	31.74	31.04	31.29	31.36	32.17	31.37	31.73	37.57
20 - 21	*	*	31.35	31.18	32.03	32.17	31.78	31.52	32	38.13
21 - 22	*	*	32.46	32.21	32.92	32.97	24.92	32.53	28.3	39.23
22 - 23	*	*	31.09	31.25	31.37	32.72	20.48	31.27	26.43	38.37
23 - 24	*	*	34.8	33.07	33.13	32.9	30.35	33.65	32.07	41.73
Totals	0	0	31.4	31.5	31.1	32.3	32.2			
% of Total	0%	0%	19.81%	19.87%	19.62%	20.38%	20.32%			

Incoming Weekly Speeds
Knoll Lane (Shpe facing) Mar 23

from Wed-Mar-08-2023-10-00-AM to Sat-Mar-18-2023-04-59-PM

	13/03/2023	to	19/03/2023							
	Monday	Tuesday	Wednesday	Thursday	Friday	Saturday	Sunday	Week	Weekend	Week Day 85%
Hour	13/03/2023	14/03/2023	15/03/2023	16/03/2023	17/03/2023	18/03/2023	19/03/2023	Day Avg	Avg	Avg Speed
0 - 1	34.08	31.27	32.6	29.33	30.57	33.94	*	31.82	33.94	39
1 - 2	13.33	42	32.14	31.2	32	35.89	*	22.59	35.89	38.5
2 - 3	30.75	9.63	34.67	30.33	37.83	34.69	*	14.99	34.69	33.44
3 - 4	31	24.08	36.6	37.71	33.5	33.67	*	31.78	33.67	43.16
4 - 5	33.27	34.21	33.43	34.5	34.62	34	*	34.03	34	41.76
5 - 6	34.77	33.1	34.54	33.46	35.1	32.29	*	34.12	32.29	41.08
6 - 7	32.5	34.02	34.65	33.66	33.68	35.79	*	33.7	35.79	39.6
7 - 8	32.05	32.73	33.12	32.06	32.12	33.23	*	32.41	33.23	38
8 - 9	32.35	32.33	32.07	32.47	31.89	32.7	*	32.21	32.7	37.96
9 - 10	33.29	32.3	31.41	32.21	31.66	31.56	*	32.14	31.56	37.84
10 - 11	32.11	28.84	31.41	32.09	31.82	31.06	*	31.19	31.06	37.66
11 - 12	32.03	31.41	32.17	31.25	31.58	32.05	*	31.67	32.05	38.1
12 - 13	32.91	32.47	32.12	32.45	31.89	32.24	*	32.34	32.24	38.44
13 - 14	33.17	31.72	31.38	32.33	32.17	33.33	*	32.13	33.33	38.3
14 - 15	31.74	32.25	31.55	32.16	31.45	33.61	*	31.81	33.61	37.82
15 - 16	33.22	33.02	32.2	32.82	32.41	32.92	*	32.74	32.92	38.72
16 - 17	32.18	32.78	32.18	32.28	31.42	31.15	*	32.17	31.15	38.34
17 - 18	31.71	32.5	31.61	31.73	32.07	*	*	31.91	*	38.12
18 - 19	32.12	30.23	31.6	31	30.5	*	*	31.01	*	37.28
19 - 20	32	32.07	31.93	32.54	31.78	*	*	32.05	*	38.32
20 - 21	32.77	30.98	31.7	33.12	32.81	*	*	32.25	*	39
21 - 22	33.74	32.1	31.27	32.26	33.52	*	*	32.66	*	38.78
22 - 23	36.5	22.14	33.67	32.02	32.47	*	*	29.63	*	39.1
23 - 24	30.73	38.5	34.24	34.08	33.12	*	*	34.12	*	40.56
Totals	32.4	31.6	32.1	32.3	32	32.5	0			
% of Total	16.8%	16.38%	16.64%	16.74%	16.59%	16.85%	0%			

Incoming Monthly Speeds
Knoll Lane (Shpe facing) Mar 23

from Wed-Mar-08-2023-10-00-AM to Sat-Mar-18-2023-04-59-PM

	Mar 2023							Week	Weekend	Week Day 85%
Hour	Monday	Tuesday	Wednesday	Thursday	Friday	Saturday	Sunday	Day Avg	Avg	Avg Speed
0 - 1	34.08	31.27	32.6	30.5	12.49	33.45	30.14	19	32.27	37.8
1 - 2	13.33	42	32.14	30.44	33.67	35.53	33.26	24.06	34.33	40
2 - 3	30.75	9.63	34.67	34.5	21.76	32.22	32.08	16.51	32.17	33.28
3 - 4	31	24.08	36.6	35.54	33.76	35.24	37	32.16	35.8	42.82
4 - 5	33.27	34.21	33.43	35.18	34.45	34.57	30.73	34.33	33.49	41.58
5 - 6	34.77	33.1	34.54	33.98	34.57	33.57	34.96	34.17	33.86	41.14
6 - 7	32.5	34.02	34.65	33.73	33.54	35.11	34.88	33.67	35.06	39.7
7 - 8	32.05	32.73	33.12	32.21	32.14	33.01	35.42	32.37	33.61	38.14
8 - 9	32.35	32.33	32.07	31.77	31.95	32.7	32.86	32.03	32.74	37.82
9 - 10	33.29	32.3	31.41	31.74	31.64	31.89	32.78	31.94	32.15	37.76
10 - 11	32.11	28.84	31.39	31.55	29.88	31.4	32	30.72	31.6	37.66
11 - 12	32.03	31.41	31.6	31.22	31.25	32.34	32.53	31.45	32.4	37.9
12 - 13	32.91	32.47	31.67	32.49	31.74	31.93	33.07	32.14	32.27	38.3
13 - 14	33.17	31.72	31.42	30.09	32.17	32.95	31.9	31.48	32.59	38.1
14 - 15	31.74	32.25	31.52	32.04	31.08	32.9	32.85	31.63	32.89	37.84
15 - 16	33.22	33.02	31.71	31.88	32.08	32.61	33.48	32.19	32.88	38.48
16 - 17	32.18	32.78	31.84	32.16	31.73	31.49	32.4	32.05	31.8	38.34
17 - 18	31.71	32.5	31.62	31.39	31.69	32.15	33.08	31.68	32.55	38.08
18 - 19	32.12	30.23	30.91	31.06	30.75	32.06	32.15	30.93	32.11	37.04
19 - 20	32	32.07	31.84	31.79	31.54	31.36	32.17	31.79	31.73	38.12
20 - 21	32.77	30.98	31.53	32.15	32.42	32.17	31.78	31.98	32	38.6
21 - 22	33.74	32.1	31.89	32.23	33.2	32.97	24.92	32.61	28.3	39.04
22 - 23	36.5	22.14	32.23	31.6	31.8	32.72	20.48	30.34	26.43	38.76
23 - 24	30.73	38.5	34.57	33.7	33.13	32.9	30.35	33.95	32.07	41.28
Totals	32.4	31.6	31.8	31.9	31.5	32.4	32.2			
% of Total	14.48%	14.12%	14.21%	14.25%	14.08%	14.48%	14.39%			

Incoming Weekly EightyFifthSpeeds
Knoll Lane (Shpe facing) Mar 23

from Wed-Mar-08-2023-10-00-AM to Sat-Mar-18-2023-04-59-PM

	06/03/2023	to	12/03/2023							
	Monday	Tuesday	Wednesday	Thursday	Friday	Saturday	Sunday	Week	Weekend	Week Day 85%
Hour	06/03/2023	07/03/2023	08/03/2023	09/03/2023	10/03/2023	11/03/2023	12/03/2023	Day Avg	Avg	Avg Speed
0 - 1	*	*	*	40	13.8	39.2	37.5	26.9	38.35	26.9
1 - 2	*	*	*	35	40	40	42.5	37.5	41.25	37.5
2 - 3	*	*	*	50	37.5	40	40	43.75	40	43.75
3 - 4	*	*	*	42.5	40	43.3	45	41.25	44.15	41.25
4 - 5	*	*	*	42.5	38.8	40	38.8	40.65	39.4	40.65
5 - 6	*	*	*	41.4	41.5	44.2	43	41.45	43.6	41.45
6 - 7	*	*	*	39.2	40.7	41.5	40	39.95	40.75	39.95
7 - 8	*	*	*	38.2	37.8	39.2	41.2	38	40.2	38
8 - 9	*	*	*	36.8	37.6	38.6	41.2	37.2	39.9	37.2
9 - 10	*	*	*	37.2	37.1	38.3	39	37.15	38.65	37.15
10 - 11	*	*	38.1	37.1	36.7	38.2	38.6	37.3	38.4	37.3
11 - 12	*	*	38	37.8	37.3	38.7	38.8	37.7	38.75	37.7
12 - 13	*	*	37.1	38.4	37.9	37.8	38.8	37.8	38.3	37.8
13 - 14	*	*	37.2	35.7	38.5	38.6	37.7	37.13	38.15	37.13
14 - 15	*	*	37.1	38.5	37.6	38.3	39	37.73	38.65	37.73
15 - 16	*	*	37.8	36.5	38.2	38.4	39.5	37.5	38.95	37.5
16 - 17	*	*	38.1	38.3	37.9	38.6	38.5	38.1	38.55	38.1
17 - 18	*	*	37.9	37.1	37.8	38.2	39.6	37.6	38.9	37.6
18 - 19	*	*	36.1	36.8	36.6	38.3	38	36.5	38.15	36.5
19 - 20	*	*	37.9	37.6	37.2	38.6	38.6	37.57	38.6	37.57
20 - 21	*	*	37.9	37.9	38.6	38	39.1	38.13	38.55	38.13
21 - 22	*	*	39.8	37.9	40	39.4	38.9	39.23	39.15	39.23
22 - 23	*	*	40	36.8	38.3	38.8	40	38.37	39.4	38.37
23 - 24	*	*	42.5	43.3	39.4	39.4	37.5	41.73	38.45	41.73
Totals	0	0	535.5	932.5	896.8	943.6	950.8			
% of Total	0%	0%	12.57%	21.89%	21.06%	22.15%	22.32%			

	13/03/2023	to	19/03/2023							
	Monday	Tuesday	Wednesday	Thursday	Friday	Saturday	Sunday	Week	Weekend	Week Day 85%
Hour	13/03/2023	14/03/2023	15/03/2023	16/03/2023	17/03/2023	18/03/2023	19/03/2023	Day Avg	Avg	Avg Speed
0 - 1	45	35	40	40	35	40	*	39	40	39
1 - 2	35	45	42.5	35	35	45	*	38.5	45	38.5
2 - 3	35	9.7	42.5	35	45	43.3	*	33.44	43.3	33.44
3 - 4	38.3	45	45	45	42.5	42.5	*	43.16	42.5	43.16
4 - 5	42.5	40	43	40	43.3	42.5	*	41.76	42.5	41.76
5 - 6	41.9	39.5	41.8	39.8	42.4	39.3	*	41.08	39.3	41.08
6 - 7	38.7	39.6	41	39.2	39.5	42.7	*	39.6	42.7	39.6
7 - 8	38	38.4	38.8	37.5	37.3	38.9	*	38	38.9	38
8 - 9	38.1	38	38	38.3	37.4	38.5	*	37.96	38.5	37.96
9 - 10	38.7	38.2	37.1	38.2	37	37.5	*	37.84	37.5	37.84
10 - 11	38	38.2	37.1	37.5	37.5	37.1	*	37.66	37.1	37.66
11 - 12	38.4	37.4	39.2	37.6	37.9	38	*	38.1	38	38.1
12 - 13	39.1	38.3	37.8	38.7	38.3	38.5	*	38.44	38.5	38.44
13 - 14	39.4	37.6	38	38.1	38.4	39.2	*	38.3	39.2	38.3
14 - 15	37.9	38.3	37.7	38.4	36.8	39.3	*	37.82	39.3	37.82
15 - 16	39.1	39.1	38.5	38.8	38.1	38.8	*	38.72	38.8	38.72
16 - 17	38.4	38.9	38.1	38.3	38	38.4	*	38.34	38.4	38.34
17 - 18	38.5	38.5	37.5	37.9	38.2	*	*	38.12	0	38.12
18 - 19	38.5	36.3	37.5	36.9	37.2	*	*	37.28	0	37.28
19 - 20	38.2	38.4	38.6	38.5	37.9	*	*	38.32	0	38.32
20 - 21	38.4	38.3	39.6	39.6	39.1	*	*	39	0	39
21 - 22	39.7	38.8	37.3	38.3	39.8	*	*	38.78	0	38.78
22 - 23	42.5	35	41.2	38.3	38.5	*	*	39.1	0	39.1
23 - 24	37.5	47	40	38.8	39.5	*	*	40.56	0	40.56
Totals	934.8	908.5	947.8	923.7	929.6	679.5	0			
% of Total	17.56%	17.06%	17.8%	17.35%	17.46%	12.76%	0%			

Incoming Monthly EightyFifthSpeeds
 Knoll Lane (Shpe facing) Mar 23

from Wed-Mar-08-2023-10-00-AM to Sat-Mar-18-2023-04-59-PM

Hour	Mar 2023							Week Day Avg	Weekend Avg	Week Day 85% Avg Speed
	Monday	Tuesday	Wednesday	Thursday	Friday	Saturday	Sunday			
0 - 1	45	35	40	40	29	39.4	37.5	37.8	38.45	37.8
1 - 2	35	45	42.5	37.5	40	43.3	42.5	40	42.9	40
2 - 3	35	9.7	42.5	40	39.2	42	40	33.28	41	33.28
3 - 4	38.3	45	45	43.3	42.5	43	45	42.82	44	42.82
4 - 5	42.5	40	43	41.7	40.7	42	38.8	41.58	40.4	41.58
5 - 6	41.9	39.5	41.8	40.6	41.9	41.5	43	41.14	42.25	41.14
6 - 7	38.7	39.6	41	39.3	39.9	42.2	40	39.7	41.1	39.7
7 - 8	38	38.4	38.8	37.9	37.6	39	41.2	38.14	40.1	38.14
8 - 9	38.1	38	38	37.5	37.5	38.6	41.2	37.82	39.9	37.82
9 - 10	38.7	38.2	37.1	37.7	37.1	38	39	37.76	38.5	37.76
10 - 11	38	38.2	37.7	37.3	37.1	37.6	38.6	37.66	38.1	37.66
11 - 12	38.4	37.4	38.5	37.6	37.6	38.3	38.8	37.9	38.55	37.9
12 - 13	39.1	38.3	37.5	38.5	38.1	38.2	38.8	38.3	38.5	38.3
13 - 14	39.4	37.6	37.7	37.3	38.5	38.9	37.7	38.1	38.3	38.1
14 - 15	37.9	38.3	37.4	38.4	37.2	38.8	39	37.84	38.9	37.84
15 - 16	39.1	39.1	38.1	37.9	38.2	38.6	39.5	38.48	39.05	38.48
16 - 17	38.4	38.9	38.1	38.3	38	38.5	38.5	38.34	38.5	38.34
17 - 18	38.5	38.5	37.7	37.6	38.1	38.2	39.6	38.08	38.9	38.08
18 - 19	38.5	36.3	36.7	36.8	36.9	38.3	38	37.04	38.15	37.04
19 - 20	38.2	38.4	38.3	38.1	37.6	38.6	38.6	38.12	38.6	38.12
20 - 21	38.4	38.3	38.7	38.9	38.7	38	39.1	38.6	38.55	38.6
21 - 22	39.7	38.8	38.7	38.1	39.9	39.4	38.9	39.04	39.15	39.04
22 - 23	42.5	35	40.5	37.6	38.2	38.8	40	38.76	39.4	38.76
23 - 24	37.5	47	42.5	40	39.4	39.4	37.5	41.28	38.45	41.28

Summary of Violators

Knoll Lane (Shpe facing) Mar 23

from Wed-Mar-08-2023-10-00-AM to Sat-Mar-18-2023-04-59-PM

Starting Hour	Count	Average Speed of all Traffic	Violator Counts	Average Speed of Violators
00:00:00	0	N/A	N/A	N/A
01:00:00	0	N/A	N/A	N/A
02:00:00	0	N/A	N/A	N/A
03:00:00	0	N/A	N/A	N/A
04:00:00	0	N/A	N/A	N/A
05:00:00	0	N/A	N/A	N/A
06:00:00	0	N/A	N/A	N/A
07:00:00	0	N/A	N/A	N/A
08:00:00	0	N/A	N/A	N/A
09:00:00	0	N/A	N/A	N/A
10:00:00	175	10.0	46	39.3
11:00:00	249	7.7	68	39.0
12:00:00	200	8.5	43	38.9
13:00:00	246	7.2	54	38.5
14:00:00	306	6.1	71	39.1
15:00:00	337	6.6	91	39.3
16:00:00	290	7.0	74	39.3
17:00:00	331	6.1	93	38.8
18:00:00	298	6.2	56	38.3
19:00:00	218	8.2	55	39.0
20:00:00	149	9.7	41	38.7
21:00:00	92	17.7	39	40.2
22:00:00	58	20.6	19	40.1
23:00:00	27	25.7	10	42.5
00:00:00	7	32.5	2	42.5
01:00:00	3	34.2	1	37.5
02:00:00	4	33.8	2	42.5
03:00:00	5	25.0	2	42.5
04:00:00	29	27.9	17	40.4
05:00:00	106	14.6	46	40.2
06:00:00	194	8.3	83	38.8
07:00:00	339	5.5	108	38.5
08:00:00	401	4.7	91	38.9
09:00:00	258	6.9	58	38.8
10:00:00	226	8.0	50	38.8
11:00:00	191	9.9	47	39.1
12:00:00	252	7.5	68	39.2
13:00:00	276	6.1	54	38.9
14:00:00	305	6.0	99	38.7
15:00:00	341	6.1	68	39.3
16:00:00	296	6.6	96	38.6
17:00:00	334	5.5	68	39.2
18:00:00	288	5.9	64	38.7
19:00:00	198	8.4	47	38.8
20:00:00	126	13.8	33	39.6
21:00:00	99	13.3	27	38.8
22:00:00	61	15.8	14	38.2
23:00:00	18	31.5	7	41.8

Summary of Violators

Knoll Lane (Shpe facing) Mar 23

from Wed-Mar-08-2023-10-00-AM to Sat-Mar-18-2023-04-59-PM

00:00:00	92	5.1	4	37.5
01:00:00	3	25.8	1	37.5
02:00:00	31	10.8	7	39.6
03:00:00	6	35.0	3	40.8
04:00:00	20	26.5	9	37.5
05:00:00	100	17.3	51	40.0
06:00:00	177	9.9	68	39.9
07:00:00	376	4.7	107	38.7
08:00:00	391	4.7	92	38.7
09:00:00	260	6.0	66	38.4
10:00:00	282	6.6	56	38.9
11:00:00	242	7.4	56	38.8
12:00:00	260	7.2	69	38.8
13:00:00	227	7.8	66	39.3
14:00:00	351	5.4	88	38.5
15:00:00	347	5.9	96	39.0
16:00:00	310	6.8	87	39.2
17:00:00	359	5.7	84	39.4
18:00:00	323	5.2	67	38.5
19:00:00	206	8.9	50	39.5
20:00:00	143	12.0	46	38.8
21:00:00	102	15.2	36	40.7
22:00:00	104	14.5	25	39.5
23:00:00	37	26.8	13	40.2
00:00:00	25	24.4	8	38.8
01:00:00	5	32.5	3	37.5
02:00:00	16	30.5	5	43.5
03:00:00	11	38.0	8	40.6
04:00:00	15	30.2	7	40.4
05:00:00	34	27.9	16	41.9
06:00:00	56	23.2	25	40.3
07:00:00	123	12.8	36	39.6
08:00:00	188	9.8	62	39.3
09:00:00	279	6.9	81	39.0
10:00:00	281	7.3	80	39.4
11:00:00	315	6.6	105	39.2
12:00:00	293	6.5	81	38.6
13:00:00	290	6.3	85	39.1
14:00:00	314	6.1	97	38.8
15:00:00	238	8.3	79	38.8
16:00:00	273	7.3	68	39.6
17:00:00	264	7.7	87	39.2
18:00:00	226	7.7	60	38.8
19:00:00	168	9.9	46	39.0
20:00:00	136	11.6	41	39.3
21:00:00	73	16.7	26	39.0
22:00:00	53	21.4	17	39.3
23:00:00	40	24.1	13	40.6
00:00:00	25	24.6	5	39.5

Summary of Violators

Knoll Lane (Shpe facing) Mar 23

from Wed-Mar-08-2023-10-00-AM to Sat-Mar-18-2023-04-59-PM

01:00:00	16	25.6	8	40.6
02:00:00	17	29.9	7	39.6
03:00:00	8	37.5	5	41.5
04:00:00	9	28.3	4	38.8
05:00:00	23	29.8	11	40.2
06:00:00	30	28.7	16	40.3
07:00:00	86	15.9	51	39.4
08:00:00	126	14.9	56	40.5
09:00:00	216	9.1	70	39.6
10:00:00	286	7.1	94	39.3
11:00:00	271	7.1	78	39.4
12:00:00	243	8.5	85	39.4
13:00:00	309	6.5	81	38.9
14:00:00	241	7.6	81	39.2
15:00:00	229	10.0	99	39.7
16:00:00	236	7.9	66	39.0
17:00:00	206	9.1	83	39.4
18:00:00	199	9.0	59	39.1
19:00:00	143	12.5	45	39.6
20:00:00	96	16.1	33	39.2
21:00:00	88	17.2	27	40.3
22:00:00	71	13.4	15	42.2
23:00:00	20	27.8	6	38.3
00:00:00	13	27.7	4	47.5
01:00:00	16	9.7	2	37.5
02:00:00	3	30.8	1	37.5
03:00:00	10	28.3	3	37.5
04:00:00	22	23.9	7	40.4
05:00:00	108	15.3	44	41.0
06:00:00	194	9.4	59	39.7
07:00:00	370	5.1	106	38.7
08:00:00	438	4.6	125	38.7
09:00:00	230	7.9	79	39.1
10:00:00	218	8.8	55	39.4
11:00:00	255	7.6	64	39.7
12:00:00	212	8.4	79	39.1
13:00:00	237	7.9	94	39.1
14:00:00	303	6.0	80	39.0
15:00:00	304	6.6	110	38.8
16:00:00	296	6.6	99	39.0
17:00:00	321	6.3	90	39.2
18:00:00	217	8.3	64	39.2
19:00:00	185	10.4	52	39.7
20:00:00	123	12.2	39	38.8
21:00:00	116	12.1	42	39.5
22:00:00	36	23.5	25	39.5
23:00:00	21	18.1	6	37.5
00:00:00	12	26.7	3	37.5
01:00:00	2	35.0	1	42.5

Summary of Violators

Knoll Lane (Shpe facing) Mar 23

from Wed-Mar-08-2023-10-00-AM to Sat-Mar-18-2023-04-59-PM

02:00:00	67	3.1	3	37.5
03:00:00	14	23.6	7	43.2
04:00:00	32	22.4	16	39.1
05:00:00	124	12.8	53	39.1
06:00:00	232	8.4	96	39.4
07:00:00	373	5.1	116	38.9
08:00:00	396	4.9	114	38.6
09:00:00	256	7.4	78	38.9
10:00:00	264	7.3	70	39.5
11:00:00	232	7.1	58	38.5
12:00:00	233	7.9	68	39.2
13:00:00	257	7.5	66	39.2
14:00:00	284	7.2	85	39.3
15:00:00	338	5.9	112	39.1
16:00:00	321	6.3	125	38.9
17:00:00	305	7.1	95	39.3
18:00:00	295	6.7	55	38.8
19:00:00	204	9.4	52	40.7
20:00:00	137	12.7	36	39.7
21:00:00	99	13.8	25	40.3
22:00:00	89	13.0	16	39.4
23:00:00	28	31.3	19	41.7
00:00:00	10	30.3	3	44.2
01:00:00	7	27.9	3	40.8
02:00:00	6	29.6	2	42.5
03:00:00	10	33.3	6	43.3
04:00:00	21	29.0	9	41.4
05:00:00	101	15.9	50	40.3
06:00:00	190	10.3	94	39.7
07:00:00	356	5.2	131	38.5
08:00:00	362	5.5	100	39.3
09:00:00	278	6.4	67	38.8
10:00:00	226	7.9	44	39.7
11:00:00	199	10.1	57	40.2
12:00:00	233	7.9	58	39.1
13:00:00	259	7.2	73	39.5
14:00:00	312	6.8	73	39.8
15:00:00	302	6.2	79	39.4
16:00:00	308	6.9	89	39.0
17:00:00	356	5.7	84	39.2
18:00:00	275	6.5	60	39.1
19:00:00	223	9.2	75	39.1
20:00:00	151	11.9	46	39.9
21:00:00	87	16.3	22	39.3
22:00:00	47	22.2	15	40.2
23:00:00	18	28.1	7	42.5
00:00:00	9	26.7	3	39.2
01:00:00	2	30.0	1	37.5
02:00:00	6	20.8	0	0.0

Summary of Violators
 Knoll Lane (Shpe facing) Mar 23

from Wed-Mar-08-2023-10-00-AM to Sat-Mar-18-2023-04-59-PM

03:00:00	6	38.3	4	42.5
04:00:00	25	27.1	12	39.2
05:00:00	103	14.8	36	39.9
06:00:00	188	9.7	76	39.2
07:00:00	364	5.3	85	39.0
08:00:00	361	5.8	99	39.6
09:00:00	270	6.6	79	38.7
10:00:00	232	7.7	55	39.4
11:00:00	257	7.2	61	39.0
12:00:00	255	7.9	81	39.5
13:00:00	293	6.3	80	38.9
14:00:00	289	6.7	85	39.0
15:00:00	337	5.9	110	39.2
16:00:00	311	6.2	108	38.5
17:00:00	361	6.1	95	39.4
18:00:00	305	6.0	66	38.6
19:00:00	189	9.1	58	39.2
20:00:00	129	13.4	42	40.0
21:00:00	76	17.1	20	39.5
22:00:00	47	18.0	12	39.2
23:00:00	25	26.9	11	39.8
00:00:00	9	27.8	1	37.5
01:00:00	0	N/A	N/A	N/A
02:00:00	7	37.5	4	41.3
03:00:00	8	35.0	5	41.5
04:00:00	25	28.8	9	42.5
05:00:00	85	17.1	39	40.8
06:00:00	199	10.6	80	39.8
07:00:00	348	4.8	91	38.5
08:00:00	426	4.4	98	38.6
09:00:00	279	6.3	64	38.5
10:00:00	248	6.8	60	38.7
11:00:00	263	7.5	70	39.3
12:00:00	293	6.7	83	38.7
13:00:00	293	7.2	87	40.0
14:00:00	356	5.3	72	38.7
15:00:00	316	6.1	83	38.9
16:00:00	330	6.2	92	38.9
17:00:00	334	6.1	107	38.8
18:00:00	310	6.8	76	38.8
19:00:00	243	7.6	62	38.6
20:00:00	136	13.6	38	40.9
21:00:00	90	16.0	39	39.0
22:00:00	64	18.8	18	40.0
23:00:00	43	21.1	17	40.7

Incoming Histogram

Knoll Lane (Shpe facing) Mar 23

from Wed-Mar-08-2023-10-00-AM to Sat-Mar-18-2023-04-59-PM

Date	Starting Hr:min	<15	15 to <20	20 to <25	25 to <30	30 to <35	35 to <40	40 to <45	45 to <50	50 to <55	55 to <60	60 to <65	65 to <70	70 to <75	75 to <80	80 to <85	85 to <90	90 to <95	95 to <100	100 to >105	Total Counts	Avg Speed (MPH)	85pet Speed	10MPH Pace	% in pace	# of Speeders	% Speeders
08/03/2023	00:00	*	*	*	*	*	*	*	*	*	*	*	*	*	*	*	*	*	*	*	*	*	*	*	*	*	*
08/03/2023	01:00	*	*	*	*	*	*	*	*	*	*	*	*	*	*	*	*	*	*	*	*	*	*	*	*	*	*
08/03/2023	02:00	*	*	*	*	*	*	*	*	*	*	*	*	*	*	*	*	*	*	*	*	*	*	*	*	*	*
08/03/2023	03:00	*	*	*	*	*	*	*	*	*	*	*	*	*	*	*	*	*	*	*	*	*	*	*	*	*	*
08/03/2023	04:00	*	*	*	*	*	*	*	*	*	*	*	*	*	*	*	*	*	*	*	*	*	*	*	*	*	*
08/03/2023	05:00	*	*	*	*	*	*	*	*	*	*	*	*	*	*	*	*	*	*	*	*	*	*	*	*	*	*
08/03/2023	06:00	*	*	*	*	*	*	*	*	*	*	*	*	*	*	*	*	*	*	*	*	*	*	*	*	*	*
08/03/2023	07:00	*	*	*	*	*	*	*	*	*	*	*	*	*	*	*	*	*	*	*	*	*	*	*	*	*	*
08/03/2023	08:00	*	*	*	*	*	*	*	*	*	*	*	*	*	*	*	*	*	*	*	*	*	*	*	*	*	*
08/03/2023	09:00	*	*	*	*	*	*	*	*	*	*	*	*	*	*	*	*	*	*	*	*	*	*	*	*	*	*
08/03/2023	10:00	4	2	14	58	63	36	13	1	1	0	0	0	0	0	0	0	0	0	0	192	31.4	38.1	25 to 35	63.0	51	26.6
08/03/2023	11:00	6	2	21	75	76	49	14	3	0	0	0	0	0	0	0	0	0	0	0	246	31.1	38	25 to 35	61.4	66	26.8
08/03/2023	12:00	4	2	9	68	78	34	11	0	0	0	0	0	0	0	0	0	0	0	0	206	31.2	37.1	25 to 35	70.9	45	21.8
08/03/2023	13:00	3	2	12	78	95	49	9	2	0	0	0	0	0	0	0	0	0	0	0	250	31.5	37.2	25 to 35	69.2	60	24.0
08/03/2023	14:00	3	3	21	88	124	49	8	9	1	0	0	0	0	0	0	0	0	0	0	306	31.5	37.1	25 to 35	69.3	67	21.9
08/03/2023	15:00	7	8	15	104	109	68	17	2	0	1	0	0	0	0	0	0	0	0	0	331	31.3	37.8	25 to 35	64.4	88	26.6
08/03/2023	16:00	10	3	17	71	114	51	22	3	0	0	0	0	0	0	0	0	0	0	0	291	31.5	38.1	25 to 35	63.6	76	26.1
08/03/2023	17:00	6	2	20	99	120	75	17	2	0	0	0	0	0	0	0	0	0	0	0	341	31.6	37.9	25 to 35	64.2	94	27.6
08/03/2023	18:00	5	4	29	98	99	44	7	2	0	0	0	0	0	0	0	0	0	0	0	288	30.3	36.1	25 to 35	68.4	53	18.4
08/03/2023	19:00	2	4	12	57	80	41	13	2	0	0	0	0	0	0	0	0	0	0	0	211	31.7	37.9	25 to 35	64.9	56	26.5
08/03/2023	20:00	3	2	10	43	49	31	8	1	0	0	0	0	0	0	0	0	0	0	0	147	31.3	37.9	25 to 35	62.6	40	27.2
08/03/2023	21:00	4	0	6	23	20	24	8	3	0	1	0	0	0	0	0	0	0	0	0	89	32.5	39.8	30 to 40	49.4	36	40.4
08/03/2023	22:00	4	2	2	12	15	10	6	2	0	0	0	0	0	0	0	0	0	0	0	53	31.1	40	25 to 35	50.9	18	34.0
08/03/2023	23:00	0	1	1	2	11	5	2	1	2	0	0	0	0	0	0	0	0	0	0	25	34.8	42.5	30 to 40	64.0	10	40.0
24 Hr Summary		61	37	189	876	1053	566	155	33	4	2	0	0	0	0	0	0	0	0	0	2976	31.4	37.8	25 to 35	64.8	760	25.5

Incoming Histogram

Knoll Lane (Shpe facing) Mar 23

from Wed-Mar-08-2023-10-00-AM to Sat-Mar-18-2023-04-59-PM

Date	Starting Hr:min	<15	15 to <20	20 to <25	25 to <30	30 to <35	35 to <40	40 to <45	45 to <50	50 to <55	55 to <60	60 to <65	65 to <70	70 to <75	75 to <80	80 to <85	85 to <90	90 to <95	95 to <100	100 to >105	Total Counts	Avg Speed (MPH)	85pet Speed	10MPH Pace	% in pace	# of Speeders	% Speeders	
09/03/2023	00:00	0	0	1	2	2	1	0	1	0	0	0	0	0	0	0	0	0	0	0	0	7	32	40	25 to 35	57.1	2	28.6
09/03/2023	01:00	0	1	0	0	2	1	0	0	0	0	0	0	0	0	0	0	0	0	0	0	4	29.5	35	30 to 40	75.0	1	25.0
09/03/2023	02:00	0	0	0	0	1	1	0	1	0	0	0	0	0	0	0	0	0	0	0	0	3	38.7	50	30 to 40	66.7	2	66.7
09/03/2023	03:00	0	0	1	1	2	0	2	0	0	0	0	0	0	0	0	0	0	0	0	0	6	33	42.5	25 to 35	50.0	2	33.3
09/03/2023	04:00	0	0	0	5	10	10	6	2	0	0	0	0	0	0	0	0	0	0	0	0	33	35.8	42.5	30 to 40	60.6	18	54.5
09/03/2023	05:00	3	0	1	12	42	26	18	2	1	0	0	0	0	0	0	0	0	0	0	0	105	34.5	41.4	30 to 40	64.8	47	44.8
09/03/2023	06:00	4	0	1	36	72	71	18	2	0	0	0	0	0	0	0	0	0	0	0	0	204	33.8	39.2	30 to 40	70.1	91	44.6
09/03/2023	07:00	10	0	12	78	147	91	19	1	1	0	0	0	0	0	0	0	0	0	0	0	359	32.4	38.2	30 to 40	66.3	112	31.2
09/03/2023	08:00	7	3	27	114	158	60	18	2	0	0	0	0	0	0	0	0	0	0	0	0	389	31.1	36.8	25 to 35	69.9	80	20.6
09/03/2023	09:00	6	1	13	81	101	48	10	0	2	0	0	0	0	0	0	0	0	0	0	0	262	31.3	37.2	25 to 35	69.5	60	22.9
09/03/2023	10:00	7	3	11	63	79	38	7	3	0	0	0	0	0	0	0	0	0	0	0	0	211	31	37.1	25 to 35	67.3	48	22.7
09/03/2023	11:00	4	5	9	66	68	34	13	1	1	0	0	0	0	0	0	0	0	0	0	0	201	31.2	37.8	25 to 35	66.7	49	24.4
09/03/2023	12:00	2	1	7	68	103	54	19	2	0	0	0	0	0	0	0	0	0	0	0	0	256	32.5	38.4	25 to 35	66.8	75	29.3
09/03/2023	13:00	43	3	8	83	93	34	12	1	0	0	0	0	0	0	0	0	0	0	0	0	277	27.8	35.7	25 to 35	63.5	47	17.0
09/03/2023	14:00	13	2	14	59	115	82	19	2	0	0	0	0	0	0	0	0	0	0	0	0	306	31.9	38.5	30 to 40	64.4	103	33.7
09/03/2023	15:00	10	3	20	96	154	47	15	2	2	0	0	0	0	0	0	0	0	0	0	0	349	31	36.5	25 to 35	71.6	66	18.9
09/03/2023	16:00	8	7	12	57	112	77	14	4	0	0	0	0	0	0	0	0	0	0	0	0	291	32	38.3	30 to 40	64.9	95	32.6
09/03/2023	17:00	4	7	22	110	115	52	16	3	1	0	0	0	0	0	0	0	0	0	0	0	330	31	37.1	25 to 35	68.2	72	21.8
09/03/2023	18:00	3	7	13	83	117	48	11	0	0	0	0	0	0	0	0	0	0	0	0	0	282	31.1	36.8	25 to 35	70.9	59	20.9
09/03/2023	19:00	7	7	6	48	72	37	7	3	0	0	0	0	0	0	0	0	0	0	0	0	187	31	37.6	25 to 35	64.2	47	25.1
09/03/2023	20:00	3	2	5	41	42	21	9	0	1	0	0	0	0	0	0	0	0	0	0	0	124	31.2	37.9	25 to 35	66.9	31	25.0
09/03/2023	21:00	1	0	3	29	44	19	8	0	0	0	0	0	0	0	0	0	0	0	0	0	104	32.2	37.9	25 to 35	70.2	27	26.0
09/03/2023	22:00	0	1	0	21	18	11	1	0	0	0	0	0	0	0	0	0	0	0	0	0	52	31.3	36.8	25 to 35	75.0	12	23.1
09/03/2023	23:00	1	1	0	2	5	2	3	0	1	0	0	0	0	0	0	0	0	0	0	0	15	33.1	43.3	25 to 35	46.7	6	40.0
24 Hr Summary		136	54	186	1155	1674	865	245	32	10	0	0	0	0	0	0	0	0	0	0	0	4357	31.5	37.9	25 to 35	64.9	1152	26.4

Incoming Histogram

Knoll Lane (Shpe facing) Mar 23

from Wed-Mar-08-2023-10-00-AM to Sat-Mar-18-2023-04-59-PM

Date	Starting Hr:min	<15	15 to <20	20 to <25	25 to <30	30 to <35	35 to <40	40 to <45	45 to <50	50 to <55	55 to <60	60 to <65	65 to <70	70 to <75	75 to <80	80 to <85	85 to <90	90 to <95	95 to <100	100 to >105	Total Counts	Avg Speed (MPH)	85pet Speed	10MPH Pace	% in pace	# of Speeders	% Speeders	
10/03/2023	00:00	80	0	1	2	6	4	0	0	0	0	0	0	0	0	0	0	0	0	0	0	93	11.1	13.8	5 to 15	86.0	4	4.3
10/03/2023	01:00	0	0	0	0	1	1	0	0	0	0	0	0	0	0	0	0	0	0	0	0	2	34.5	40	30 to 40	100.0	1	50.0
10/03/2023	02:00	19	0	0	2	3	4	3	0	0	0	0	0	0	0	0	0	0	0	0	0	31	18.6	37.5	5 to 15	61.3	7	22.6
10/03/2023	03:00	0	0	0	2	2	2	0	1	0	0	0	0	0	0	0	0	0	0	0	0	7	34.1	40	25 to 35	57.1	3	42.9
10/03/2023	04:00	0	0	1	2	8	12	1	0	0	0	0	0	0	0	0	0	0	0	0	0	24	34.3	38.8	30 to 40	83.3	13	54.2
10/03/2023	05:00	5	0	0	18	29	32	13	5	1	0	0	0	0	0	0	0	0	0	0	0	103	34.1	41.5	30 to 40	59.2	51	49.5
10/03/2023	06:00	4	1	5	39	64	40	29	3	0	0	0	0	0	0	0	0	0	0	0	0	185	33.4	40.7	30 to 40	56.2	72	38.9
10/03/2023	07:00	4	0	13	113	158	86	21	1	0	0	0	0	0	0	0	0	0	0	0	0	396	32.2	37.8	25 to 35	68.4	108	27.3
10/03/2023	08:00	4	5	12	94	168	75	20	1	0	0	0	0	0	0	0	0	0	0	0	0	379	32	37.6	25 to 35	69.1	96	25.3
10/03/2023	09:00	4	0	5	81	105	45	12	0	0	0	0	0	0	0	0	0	0	0	0	0	252	31.6	37.1	25 to 35	73.8	57	22.6
10/03/2023	10:00	48	2	5	74	95	46	8	3	0	1	0	0	0	0	0	0	0	0	0	0	282	28.1	36.7	25 to 35	59.9	58	20.6
10/03/2023	11:00	6	6	12	78	89	41	15	0	0	0	0	0	0	0	0	0	0	0	0	0	247	30.9	37.3	25 to 35	67.6	56	22.7
10/03/2023	12:00	6	2	10	84	89	53	15	2	0	0	0	0	0	0	0	0	0	0	0	0	261	31.6	37.9	25 to 35	66.3	70	26.8
10/03/2023	13:00	4	1	8	65	88	46	19	2	0	0	0	0	0	0	0	0	0	0	0	0	233	32.2	38.5	25 to 35	65.7	67	28.8
10/03/2023	14:00	16	3	21	101	117	76	13	2	0	0	0	0	0	0	0	0	0	0	0	0	349	30.7	37.6	25 to 35	62.5	91	26.1
10/03/2023	15:00	6	5	16	100	122	70	23	3	1	0	0	0	0	0	0	0	0	0	0	0	346	31.8	38.2	25 to 35	64.2	97	28.0
10/03/2023	16:00	6	5	13	69	141	60	19	3	1	0	0	0	0	0	0	0	0	0	0	0	317	32	37.9	25 to 35	66.2	83	26.2
10/03/2023	17:00	9	3	25	102	127	57	24	4	0	0	0	0	0	0	0	0	0	0	0	0	351	31.3	37.8	25 to 35	65.2	85	24.2
10/03/2023	18:00	8	4	11	97	129	54	9	1	0	0	0	0	0	0	0	0	0	0	0	0	313	31	36.6	25 to 35	72.2	64	20.4
10/03/2023	19:00	5	1	9	71	77	36	5	6	1	0	0	0	0	0	0	0	0	0	0	0	211	31.3	37.2	25 to 35	70.1	48	22.7
10/03/2023	20:00	2	1	8	38	40	36	8	2	0	0	0	0	0	0	0	0	0	0	0	0	135	32	38.6	25 to 35	57.8	46	34.1
10/03/2023	21:00	1	2	1	30	34	18	12	1	1	1	0	0	0	0	0	0	0	0	0	0	101	32.9	40	25 to 35	63.4	33	32.7
10/03/2023	22:00	1	1	7	32	30	15	8	1	0	0	0	0	0	0	0	0	0	0	0	0	95	31.4	38.3	25 to 35	65.3	24	25.3
10/03/2023	23:00	0	0	3	7	15	8	4	0	1	0	0	0	0	0	0	0	0	0	0	0	38	33.1	39.4	30 to 40	60.5	13	34.2
24 Hr Summary		238	42	186	1301	1737	917	281	41	6	2	0	0	0	0	0	0	0	0	0	0	4751	31.1	37.9	25 to 35	63.9	1247	26.2

Incoming Histogram

Knoll Lane (Shpe facing) Mar 23

from Wed-Mar-08-2023-10-00-AM to Sat-Mar-18-2023-04-59-PM

Date	Starting Hr:min	<15	15 to <20	20 to <25	25 to <30	30 to <35	35 to <40	40 to <45	45 to <50	50 to <55	55 to <60	60 to <65	65 to <70	70 to <75	75 to <80	80 to <85	85 to <90	90 to <95	95 to <100	100 to >105	Total Counts	Avg Speed (MPH)	85pct Speed	10MPH Pace	% in pace	# of Speeders	% Speeders	
11/03/2023	00:00	0	0	0	6	9	6	2	0	0	0	0	0	0	0	0	0	0	0	0	0	23	33.1	39.2	25 to 35	65.2	8	34.8
11/03/2023	01:00	0	0	1	2	0	4	0	0	0	1	0	0	0	0	0	0	0	0	0	0	8	35.1	40	30 to 40	50.0	5	62.5
11/03/2023	02:00	1	1	0	4	5	1	2	0	0	0	0	0	0	0	0	0	0	0	0	0	14	29.9	40	25 to 35	64.3	3	21.4
11/03/2023	03:00	0	1	0	1	1	4	3	1	0	0	0	0	0	0	0	0	0	0	0	0	11	36.1	43.3	35 to 45	63.6	8	72.7
11/03/2023	04:00	0	0	0	2	6	5	1	0	1	0	0	0	0	0	0	0	0	0	0	0	15	35.1	40	30 to 40	73.3	7	46.7
11/03/2023	05:00	1	0	0	5	12	8	6	4	0	0	0	0	0	0	0	0	0	0	0	0	36	35.4	44.2	30 to 40	55.6	18	50.0
11/03/2023	06:00	1	0	2	9	23	15	10	0	2	0	0	0	0	0	0	0	0	0	0	0	62	34.4	41.5	30 to 40	61.3	27	43.5
11/03/2023	07:00	2	1	5	28	58	24	13	2	1	0	0	0	0	0	0	0	0	0	0	0	134	32.8	39.2	25 to 35	64.2	40	29.9
11/03/2023	08:00	3	1	3	43	76	42	15	1	0	0	0	0	0	0	0	0	0	0	0	0	184	32.7	38.6	25 to 35	64.7	58	31.5
11/03/2023	09:00	7	3	9	70	110	66	17	4	0	0	0	0	0	0	0	0	0	0	0	0	286	32.2	38.3	25 to 35	62.9	87	30.4
11/03/2023	10:00	4	8	12	76	110	51	20	3	2	0	0	0	0	0	0	0	0	0	0	0	286	31.8	38.2	25 to 35	65.0	76	26.6
11/03/2023	11:00	7	3	5	73	120	76	19	7	0	0	0	0	0	0	0	0	0	0	0	0	310	32.6	38.7	30 to 40	63.2	102	32.9
11/03/2023	12:00	9	6	12	65	122	66	14	0	1	0	0	0	0	0	0	0	0	0	0	0	295	31.6	37.8	30 to 40	63.7	81	27.5
11/03/2023	13:00	6	2	8	64	119	67	23	2	0	0	0	0	0	0	0	0	0	0	0	0	291	32.6	38.6	30 to 40	63.9	92	31.6
11/03/2023	14:00	2	5	13	78	116	72	19	1	0	0	1	0	0	0	0	0	0	0	0	0	307	32.3	38.3	25 to 35	63.2	93	30.3
11/03/2023	15:00	2	5	15	52	88	62	12	4	0	0	0	0	0	0	0	0	0	0	0	0	240	32.3	38.4	30 to 40	62.5	78	32.5
11/03/2023	16:00	1	8	16	85	92	45	23	5	0	0	0	0	0	0	0	0	0	0	0	0	275	31.7	38.6	25 to 35	64.4	73	26.5
11/03/2023	17:00	5	3	11	69	105	60	16	3	1	0	0	0	0	0	0	0	0	0	0	0	273	32.2	38.2	25 to 35	63.7	80	29.3
11/03/2023	18:00	4	2	11	46	83	47	14	1	0	0	0	0	0	0	0	0	0	0	0	0	208	32.1	38.3	30 to 40	62.5	62	29.8
11/03/2023	19:00	6	5	6	48	58	29	15	1	1	0	0	0	0	0	0	0	0	0	0	0	169	31.4	38.6	25 to 35	62.7	46	27.2
11/03/2023	20:00	1	0	4	38	49	28	7	1	0	0	0	0	0	0	0	0	0	0	0	0	128	32.2	38	25 to 35	68.0	36	28.1
11/03/2023	21:00	1	1	2	14	25	18	8	0	0	0	0	0	0	0	0	0	0	0	0	0	69	33	39.4	30 to 40	62.3	26	37.7
11/03/2023	22:00	1	1	1	9	24	12	4	1	0	0	0	0	0	0	0	0	0	0	0	0	53	32.7	38.8	30 to 40	67.9	17	32.1
11/03/2023	23:00	0	0	3	10	14	9	3	1	1	0	0	0	0	0	0	0	0	0	0	0	41	32.9	39.4	25 to 35	58.5	14	34.1
24 Hr Summary		64	56	139	897	1425	817	266	42	10	1	1	0	0	0	0	0	0	0	0	0	3718	32.3	38.5	25 to 35	62.5	1137	30.6

Incoming Histogram

Knoll Lane (Shpe facing) Mar 23

from Wed-Mar-08-2023-10-00-AM to Sat-Mar-18-2023-04-59-PM

Date	Starting Hr:min	<15	15 to <20	20 to <25	25 to <30	30 to <35	35 to <40	40 to <45	45 to <50	50 to <55	55 to <60	60 to <65	65 to <70	70 to <75	75 to <80	80 to <85	85 to <90	90 to <95	95 to <100	100 to >105	Total Counts	Avg Speed (MPH)	85pet Speed	10MPH Pace	% in pace	# of Speeders	% Speeders
12/03/2023	00:00	0	1	1	10	6	2	2	0	0	0	0	0	0	0	0	0	0	0	0	22	30.1	37.5	25 to 35	72.7	4	18.2
12/03/2023	01:00	2	0	1	2	4	6	2	2	0	0	0	0	0	0	0	0	0	0	0	19	33.3	42.5	30 to 40	52.6	10	52.6
12/03/2023	02:00	0	0	1	5	2	3	2	0	0	0	0	0	0	0	0	0	0	0	0	13	32.1	40	25 to 35	53.8	5	38.5
12/03/2023	03:00	0	0	0	1	2	2	2	1	0	0	0	0	0	0	0	0	0	0	0	8	37	45	30 to 40	50.0	5	62.5
12/03/2023	04:00	0	1	2	2	1	4	1	0	0	0	0	0	0	0	0	0	0	0	0	11	30.7	38.8	30 to 40	45.5	5	45.5
12/03/2023	05:00	1	0	0	2	8	6	5	1	0	0	0	0	0	0	0	0	0	0	0	23	35	43	30 to 40	60.9	12	52.2
12/03/2023	06:00	0	1	0	6	7	13	3	1	1	0	0	0	0	0	0	0	0	0	0	32	34.9	40	30 to 40	62.5	18	56.3
12/03/2023	07:00	1	1	2	8	26	36	12	5	0	0	0	0	0	0	0	0	0	0	0	91	35.4	41.2	30 to 40	68.1	53	58.2
12/03/2023	08:00	8	3	3	25	39	30	16	7	1	0	0	0	0	0	0	0	0	0	0	132	32.9	41.2	30 to 40	52.3	54	40.9
12/03/2023	09:00	5	1	9	48	82	53	15	4	3	0	0	0	0	0	0	0	0	0	0	220	32.8	39	30 to 40	61.4	75	34.1
12/03/2023	10:00	6	7	14	69	116	61	27	1	0	0	0	0	0	0	0	0	0	0	0	301	32	38.6	25 to 35	61.5	89	29.6
12/03/2023	11:00	5	5	8	53	102	52	21	3	2	0	0	0	0	0	0	0	0	0	0	251	32.5	38.8	25 to 35	61.8	78	31.1
12/03/2023	12:00	3	1	7	54	102	65	15	7	0	0	0	0	0	0	0	0	0	0	0	254	33.1	38.8	30 to 40	65.7	87	34.3
12/03/2023	13:00	4	4	10	87	121	65	12	2	2	0	0	0	0	0	0	0	0	0	0	307	31.9	37.7	25 to 35	67.8	81	26.4
12/03/2023	14:00	5	2	10	54	78	62	18	2	2	0	0	0	1	0	0	0	0	0	0	234	32.9	39	30 to 40	59.8	85	36.3
12/03/2023	15:00	3	1	10	44	78	65	19	7	1	0	0	0	0	0	0	0	0	0	0	228	33.5	39.5	30 to 40	62.7	92	40.4
12/03/2023	16:00	4	1	10	57	90	56	15	2	1	0	0	0	0	0	0	0	0	0	0	236	32.4	38.5	25 to 35	62.3	74	31.4
12/03/2023	17:00	1	2	8	54	67	50	25	3	0	0	0	0	0	0	0	0	0	0	0	210	33.1	39.6	25 to 35	57.6	78	37.1
12/03/2023	18:00	2	2	7	56	68	45	8	1	0	2	0	0	0	0	0	0	0	0	0	191	32.2	38	25 to 35	64.9	56	29.3
12/03/2023	19:00	1	1	14	35	46	33	8	1	3	0	0	0	0	0	0	0	0	0	0	142	32.2	38.6	25 to 35	57.0	45	31.7
12/03/2023	20:00	4	2	9	14	33	23	8	2	0	0	0	0	0	0	0	0	0	0	0	95	31.8	39.1	30 to 40	58.9	33	34.7
12/03/2023	21:00	32	0	4	15	19	14	6	5	0	0	0	0	0	0	0	0	0	0	0	95	24.9	38.9	25 to 35	35.8	25	26.3
12/03/2023	22:00	30	0	2	6	3	7	5	2	1	0	0	0	0	0	0	0	0	0	0	56	20.5	40	5 to 15	53.6	15	26.8
12/03/2023	23:00	1	1	1	4	8	4	1	0	0	0	0	0	0	0	0	0	0	0	0	20	30.4	37.5	25 to 35	60.0	5	25.0
24 Hr Summary		118	37	133	711	1108	757	248	59	17	2	0	0	1	0	0	0	0	0	0	3191	32.2	39	30 to 40	58.4	1084	34.0

Incoming Histogram

Knoll Lane (Shpe facing) Mar 23

from Wed-Mar-08-2023-10-00-AM to Sat-Mar-18-2023-04-59-PM

Date	Starting Hr:min	<15	15 to <20	20 to <25	25 to <30	30 to <35	35 to <40	40 to <45	45 to <50	50 to <55	55 to <60	60 to <65	65 to <70	70 to <75	75 to <80	80 to <85	85 to <90	90 to <95	95 to <100	100 to >105	Total Counts	Avg Speed (MPH)	85pet Speed	10MPH Pace	% in pace	# of Speeders	% Speeders	
13/03/2023	00:00	0	0	1	5	3	0	2	1	0	1	0	0	0	0	0	0	0	0	0	0	13	34.1	45	25 to 35	61.5	4	30.8
13/03/2023	01:00	12	0	0	0	1	2	0	0	0	0	0	0	0	0	0	0	0	0	0	0	15	13.3	35	5 to 15	80.0	2	13.3
13/03/2023	02:00	0	0	1	0	2	1	0	0	0	0	0	0	0	0	0	0	0	0	0	0	4	30.8	35	30 to 40	75.0	1	25.0
13/03/2023	03:00	0	1	0	2	3	3	0	0	0	0	0	0	0	0	0	0	0	0	0	0	9	31	38.3	30 to 40	66.7	3	33.3
13/03/2023	04:00	1	1	0	6	11	3	8	0	0	0	0	0	0	0	0	0	0	0	0	0	30	33.3	42.5	25 to 35	56.7	11	36.7
13/03/2023	05:00	0	0	1	21	43	24	13	6	2	0	0	0	0	0	0	0	0	0	0	0	110	34.8	41.9	30 to 40	60.9	45	40.9
13/03/2023	06:00	5	0	5	49	90	42	19	2	0	0	0	0	0	0	0	0	0	0	0	0	212	32.5	38.7	25 to 35	65.6	63	29.7
13/03/2023	07:00	13	1	10	87	164	85	22	2	0	0	0	0	0	0	0	0	0	0	0	0	384	32	38	25 to 35	65.4	109	28.4
13/03/2023	08:00	4	5	20	85	181	91	22	5	0	0	0	0	0	0	0	0	0	0	0	0	413	32.3	38.1	30 to 40	65.9	118	28.6
13/03/2023	09:00	0	0	4	56	96	58	15	4	1	0	0	0	0	0	0	0	0	0	0	0	234	33.3	38.7	30 to 40	65.8	78	33.3
13/03/2023	10:00	6	2	10	38	102	43	12	1	2	0	0	0	0	0	0	0	0	0	0	0	216	32.1	38	30 to 40	67.1	58	26.9
13/03/2023	11:00	3	2	16	62	107	37	22	4	0	0	0	0	0	0	0	0	0	0	0	0	253	32	38.4	25 to 35	66.8	63	24.9
13/03/2023	12:00	4	3	6	46	80	59	19	3	0	0	0	0	0	0	0	0	0	0	0	0	220	32.9	39.1	30 to 40	63.2	81	36.8
13/03/2023	13:00	4	4	4	46	82	63	22	4	0	0	0	0	0	0	0	0	0	0	0	0	229	33.2	39.4	30 to 40	63.3	89	38.9
13/03/2023	14:00	7	1	14	89	118	62	19	2	0	0	0	0	0	0	0	0	0	0	0	0	312	31.7	37.9	25 to 35	66.3	83	26.6
13/03/2023	15:00	3	5	15	44	116	86	28	2	0	0	0	0	0	0	0	0	0	0	0	0	299	33.2	39.1	30 to 40	67.6	116	38.8
13/03/2023	16:00	5	2	14	83	107	73	18	5	0	0	0	0	0	0	0	0	0	0	0	0	307	32.2	38.4	25 to 35	61.9	96	31.3
13/03/2023	17:00	9	4	16	84	108	62	23	3	1	0	0	0	0	0	0	0	0	0	0	0	310	31.7	38.5	25 to 35	61.9	89	28.7
13/03/2023	18:00	4	2	8	53	83	43	19	0	0	0	0	0	0	0	0	0	0	0	0	0	212	32.1	38.5	25 to 35	64.2	62	29.2
13/03/2023	19:00	1	3	10	53	62	36	10	1	2	1	0	0	0	0	0	0	0	0	0	0	179	32	38.2	25 to 35	64.2	50	27.9
13/03/2023	20:00	0	3	2	26	55	28	10	0	0	0	0	0	0	0	0	0	0	0	0	0	124	32.8	38.4	30 to 40	66.9	38	30.6
13/03/2023	21:00	1	1	2	22	42	31	14	0	0	1	0	0	0	0	0	0	0	0	0	0	114	33.7	39.7	30 to 40	64.0	46	40.4
13/03/2023	22:00	0	0	0	4	5	12	6	0	1	0	0	0	0	0	0	0	0	0	0	0	28	36.5	42.5	35 to 45	64.3	19	67.9
13/03/2023	23:00	1	0	0	8	7	6	0	0	0	0	0	0	0	0	0	0	0	0	0	0	22	30.7	37.5	25 to 35	68.2	6	27.3
24 Hr Summary		83	40	159	969	1668	950	323	45	9	3	0	0	0	0	0	0	0	0	0	0	4249	32.4	38.6	25 to 35	62.1	1330	31.3

Incoming Histogram

Knoll Lane (Shpe facing) Mar 23

from Wed-Mar-08-2023-10-00-AM to Sat-Mar-18-2023-04-59-PM

Date	Starting Hr:min	<15	15 to <20	20 to <25	25 to <30	30 to <35	35 to <40	40 to <45	45 to <50	50 to <55	55 to <60	60 to <65	65 to <70	70 to <75	75 to <80	80 to <85	85 to <90	90 to <95	95 to <100	100 to >105	Total Counts	Avg Speed (MPH)	85pet Speed	10MPH Pace	% in pace	# of Speeders	% Speeders	
14/03/2023	00:00	0	0	0	4	5	2	0	0	0	0	0	0	0	0	0	0	0	0	0	0	11	31.3	35	25 to 35	81.8	2	18.2
14/03/2023	01:00	0	0	0	0	0	0	1	0	0	0	0	0	0	0	0	0	0	0	0	0	1	42	45	35 to 45	100.0	1	100.0
14/03/2023	02:00	63	0	0	1	0	3	1	0	0	0	0	0	0	0	0	0	0	0	0	0	68	9.6	9.7	5 to 15	92.6	4	5.9
14/03/2023	03:00	7	0	0	0	0	2	2	1	1	0	0	0	0	0	0	0	0	0	0	0	13	24.1	45	5 to 15	53.8	6	46.2
14/03/2023	04:00	0	1	0	7	12	13	6	0	0	0	0	0	0	0	0	0	0	0	0	0	39	34.2	40	30 to 40	64.1	19	48.7
14/03/2023	05:00	6	1	1	28	39	43	14	2	0	0	0	0	0	0	0	0	0	0	0	0	134	33.1	39.5	30 to 40	61.2	59	44.0
14/03/2023	06:00	2	1	3	41	98	66	24	6	1	0	0	0	0	0	0	0	0	0	0	0	242	34	39.6	30 to 40	67.8	97	40.1
14/03/2023	07:00	3	2	9	91	150	88	25	2	1	0	0	0	0	0	0	0	0	0	0	0	371	32.7	38.4	25 to 35	65.0	116	31.3
14/03/2023	08:00	3	3	14	99	163	91	21	2	0	0	0	0	0	0	0	0	0	0	0	0	396	32.3	38	25 to 35	66.2	114	28.8
14/03/2023	09:00	3	2	8	61	98	57	14	2	0	0	0	0	0	0	0	0	0	0	0	0	245	32.3	38.2	25 to 35	64.9	73	29.8
14/03/2023	10:00	42	2	1	72	74	49	17	2	2	0	0	0	0	0	0	0	0	0	0	0	261	28.8	38.2	25 to 35	55.9	70	26.8
14/03/2023	11:00	8	0	10	62	94	48	7	3	0	0	0	0	0	0	0	0	0	0	0	0	232	31.4	37.4	25 to 35	67.2	58	25.0
14/03/2023	12:00	3	5	5	57	97	55	12	4	0	1	0	0	0	0	0	0	0	0	0	0	239	32.5	38.3	25 to 35	64.4	72	30.1
14/03/2023	13:00	6	1	17	60	111	48	12	2	2	0	0	0	0	0	0	0	0	0	0	0	259	31.7	37.6	25 to 35	66.0	64	24.7
14/03/2023	14:00	1	6	15	73	110	63	13	7	0	1	0	0	0	0	0	0	0	0	0	0	289	32.2	38.3	25 to 35	63.3	84	29.1
14/03/2023	15:00	3	4	13	67	127	84	33	2	0	0	0	0	0	0	0	0	0	0	0	0	333	33	39.1	30 to 40	63.4	119	35.7
14/03/2023	16:00	4	7	13	64	117	88	25	4	0	0	0	0	0	0	0	0	0	0	0	0	322	32.8	38.9	30 to 40	63.7	117	36.3
14/03/2023	17:00	3	5	18	59	122	70	18	4	1	1	0	0	0	0	0	0	0	0	0	0	301	32.5	38.5	30 to 40	63.8	94	31.2
14/03/2023	18:00	6	12	20	104	102	39	14	2	0	0	0	0	0	0	0	0	0	0	0	0	299	30.2	36.3	25 to 35	68.9	55	18.4
14/03/2023	19:00	3	2	8	57	75	32	13	4	0	2	0	0	0	0	0	0	0	0	0	0	196	32.1	38.4	25 to 35	67.3	51	26.0
14/03/2023	20:00	4	4	8	40	40	21	8	4	0	0	0	0	0	0	0	0	0	0	0	0	129	31	38.3	25 to 35	62.0	33	25.6
14/03/2023	21:00	1	1	5	32	33	17	8	1	2	0	0	0	0	0	0	0	0	0	0	0	100	32.1	38.8	25 to 35	65.0	28	28.0
14/03/2023	22:00	35	0	6	10	22	9	4	0	0	0	0	0	0	0	0	0	0	0	0	0	86	22.1	35	5 to 15	40.7	13	15.1
14/03/2023	23:00	0	0	0	2	5	10	3	5	1	0	0	0	0	0	0	0	0	0	0	0	26	38.5	47	30 to 40	57.7	19	73.1
24 Hr Summary		206	59	174	1091	1694	998	295	59	11	5	0	0	0	0	0	0	0	0	0	0	4592	31.6	38.4	25 to 35	60.6	1368	29.8

Incoming Histogram

Knoll Lane (Shpe facing) Mar 23

from Wed-Mar-08-2023-10-00-AM to Sat-Mar-18-2023-04-59-PM

Date	Starting Hr:min	<15	15 to <20	20 to <25	25 to <30	30 to <35	35 to <40	40 to <45	45 to <50	50 to <55	55 to <60	60 to <65	65 to <70	70 to <75	75 to <80	80 to <85	85 to <90	90 to <95	95 to <100	100 to >105	Total Counts	Avg Speed (MPH)	85pet Speed	10MPH Pace	% in pace	# of Speeders	% Speeders	
15/03/2023	00:00	0	0	1	4	2	1	0	2	0	0	0	0	0	0	0	0	0	0	0	0	10	32.6	40	25 to 35	60.0	3	30.0
15/03/2023	01:00	1	0	0	0	3	1	2	0	0	0	0	0	0	0	0	0	0	0	0	0	7	32.1	42.5	30 to 40	57.1	3	42.9
15/03/2023	02:00	0	0	0	1	3	0	2	0	0	0	0	0	0	0	0	0	0	0	0	0	6	34.7	42.5	25 to 35	66.7	2	33.3
15/03/2023	03:00	0	0	1	2	1	2	2	1	1	0	0	0	0	0	0	0	0	0	0	0	10	36.6	45	35 to 45	40.0	6	60.0
15/03/2023	04:00	1	0	1	4	8	3	5	1	0	0	0	0	0	0	0	0	0	0	0	0	23	33.4	43	25 to 35	52.2	9	39.1
15/03/2023	05:00	3	0	0	23	31	31	19	4	1	0	0	0	0	0	0	0	0	0	0	0	112	34.5	41.8	30 to 40	55.4	55	49.1
15/03/2023	06:00	3	2	2	29	62	63	30	6	0	0	0	0	0	0	0	0	0	0	0	0	197	34.6	41	30 to 40	63.5	99	50.3
15/03/2023	07:00	7	3	3	67	147	106	27	1	0	0	0	0	0	0	0	0	0	0	0	0	361	33.1	38.8	30 to 40	70.1	134	37.1
15/03/2023	08:00	3	3	15	101	145	69	23	0	3	0	0	0	0	0	0	0	0	0	0	0	362	32.1	38	25 to 35	68.0	95	26.2
15/03/2023	09:00	2	3	10	94	104	48	10	3	0	0	0	0	0	0	0	0	0	0	0	0	274	31.4	37.1	25 to 35	72.3	61	22.3
15/03/2023	10:00	4	0	10	72	88	28	15	1	1	0	0	0	0	0	0	0	0	0	0	0	219	31.4	37.1	25 to 35	73.1	45	20.5
15/03/2023	11:00	5	2	12	51	73	36	20	4	1	0	0	0	0	0	0	0	0	0	0	0	204	32.2	39.2	25 to 35	60.8	61	29.9
15/03/2023	12:00	4	0	11	59	99	47	8	4	2	0	0	0	0	0	0	0	0	0	0	0	234	32.1	37.8	25 to 35	67.5	61	26.1
15/03/2023	13:00	5	9	15	70	99	46	18	3	0	1	0	0	0	0	0	0	0	0	0	0	266	31.4	38	25 to 35	63.5	68	25.6
15/03/2023	14:00	5	6	22	75	132	50	19	3	2	0	0	0	0	0	0	0	0	0	0	0	314	31.5	37.7	25 to 35	65.9	74	23.6
15/03/2023	15:00	2	4	15	74	120	49	25	4	0	0	0	0	0	0	0	0	0	0	0	0	293	32.2	38.5	25 to 35	66.2	78	26.6
15/03/2023	16:00	3	6	15	68	132	70	16	4	0	0	0	0	0	0	0	0	0	0	0	0	314	32.2	38.1	30 to 40	64.3	90	28.7
15/03/2023	17:00	3	4	26	94	141	64	16	4	1	0	0	0	0	0	0	0	0	0	0	0	353	31.6	37.5	25 to 35	66.6	85	24.1
15/03/2023	18:00	1	4	14	80	111	40	20	0	0	0	0	0	0	0	0	0	0	0	0	0	270	31.6	37.5	25 to 35	70.7	60	22.2
15/03/2023	19:00	5	4	8	64	62	54	13	3	1	0	0	0	0	0	0	0	0	0	0	0	214	31.9	38.6	25 to 35	58.9	71	33.2
15/03/2023	20:00	3	4	16	34	51	25	17	4	0	0	0	0	0	0	0	0	0	0	0	0	154	31.7	39.6	25 to 35	55.2	46	29.9
15/03/2023	21:00	1	1	5	24	31	15	3	1	0	0	0	0	0	0	0	0	0	0	0	0	81	31.3	37.3	25 to 35	67.9	19	23.5
15/03/2023	22:00	0	1	0	11	14	9	4	3	0	0	0	0	0	0	0	0	0	0	0	0	42	33.7	41.2	25 to 35	59.5	16	38.1
15/03/2023	23:00	0	0	0	4	7	3	2	0	1	0	0	0	0	0	0	0	0	0	0	0	17	34.2	40	25 to 35	64.7	6	35.3
24 Hr Summary		61	56	202	1105	1666	860	316	56	14	1	0	0	0	0	0	0	0	0	0	0	4337	32.2	38.5	25 to 35	63.9	1247	28.8

Incoming Histogram

Knoll Lane (Shpe facing) Mar 23

from Wed-Mar-08-2023-10-00-AM to Sat-Mar-18-2023-04-59-PM

Date	Starting Hr:min	<15	15 to <20	20 to <25	25 to <30	30 to <35	35 to <40	40 to <45	45 to <50	50 to <55	55 to <60	60 to <65	65 to <70	70 to <75	75 to <80	80 to <85	85 to <90	90 to <95	95 to <100	100 to >105	Total Counts	Avg Speed (MPH)	85pet Speed	10MPH Pace	% in pace	# of Speeders	% Speeders
16/03/2023	00:00	1	0	0	4	1	2	1	0	0	0	0	0	0	0	0	0	0	0	0	9	29.3	40	25 to 35	55.6	3	33.3
16/03/2023	01:00	0	0	1	0	3	1	0	0	0	0	0	0	0	0	0	0	0	0	0	5	31.2	35	30 to 40	80.0	1	20.0
16/03/2023	02:00	0	0	0	1	2	0	0	0	0	0	0	0	0	0	0	0	0	0	0	3	30.3	35	25 to 35	100.0	*	*
16/03/2023	03:00	0	0	0	1	1	3	1	0	1	0	0	0	0	0	0	0	0	0	0	7	37.7	45	30 to 40	57.1	5	71.4
16/03/2023	04:00	0	0	0	5	10	9	3	1	0	0	0	0	0	0	0	0	0	0	0	28	34.5	40	30 to 40	67.9	13	46.4
16/03/2023	05:00	1	1	2	21	45	24	13	1	1	0	0	0	0	0	0	0	0	0	0	109	33.5	39.8	30 to 40	63.3	39	35.8
16/03/2023	06:00	3	0	3	34	80	57	18	2	1	0	0	0	0	0	0	0	0	0	0	198	33.7	39.2	30 to 40	69.2	78	39.4
16/03/2023	07:00	5	1	12	96	174	65	21	2	1	0	0	0	0	0	0	0	0	0	0	377	32.1	37.5	25 to 35	71.6	89	23.6
16/03/2023	08:00	5	3	8	84	162	62	26	4	2	0	0	0	0	0	0	0	0	0	0	356	32.5	38.3	25 to 35	69.1	94	26.4
16/03/2023	09:00	4	0	15	63	102	61	15	2	0	0	0	0	0	0	0	0	0	0	0	262	32.2	38.2	25 to 35	63.0	78	29.8
16/03/2023	10:00	4	2	8	49	111	40	10	3	1	0	0	0	0	0	0	0	0	0	0	228	32.1	37.5	25 to 35	70.2	54	23.7
16/03/2023	11:00	7	5	13	74	102	45	15	1	1	0	0	0	0	0	0	0	0	0	0	263	31.3	37.6	25 to 35	66.9	62	23.6
16/03/2023	12:00	4	4	9	70	91	63	14	8	1	0	0	0	0	0	0	0	0	0	0	264	32.4	38.7	25 to 35	61.0	86	32.6
16/03/2023	13:00	4	1	8	70	121	59	19	1	0	0	0	0	0	0	0	0	0	0	0	283	32.3	38.1	25 to 35	67.5	79	27.9
16/03/2023	14:00	2	6	14	79	113	62	21	2	2	0	0	0	0	0	0	0	0	0	0	301	32.2	38.4	25 to 35	63.8	87	28.9
16/03/2023	15:00	4	2	9	80	124	81	24	4	1	0	0	0	0	0	0	0	0	0	0	329	32.8	38.8	30 to 40	62.3	110	33.4
16/03/2023	16:00	7	6	11	63	118	88	13	2	0	1	0	0	0	0	0	0	0	0	0	309	32.3	38.3	30 to 40	66.7	104	33.7
16/03/2023	17:00	4	7	20	107	139	65	23	4	2	0	0	0	0	0	0	0	0	0	0	371	31.7	37.9	25 to 35	66.3	94	25.3
16/03/2023	18:00	2	6	19	92	104	52	10	1	0	0	0	0	0	0	0	0	0	0	0	286	31	36.9	25 to 35	68.5	63	22.0
16/03/2023	19:00	1	4	2	51	71	41	15	0	0	1	0	0	0	0	0	0	0	0	0	186	32.5	38.5	25 to 35	65.6	57	30.6
16/03/2023	20:00	0	0	4	35	45	24	14	2	1	0	0	0	0	0	0	0	0	0	0	125	33.1	39.6	25 to 35	64.0	41	32.8
16/03/2023	21:00	0	2	0	23	28	15	5	1	0	0	0	0	0	0	0	0	0	0	0	74	32.3	38.3	25 to 35	68.9	21	28.4
16/03/2023	22:00	1	0	1	13	18	6	4	1	0	0	0	0	0	0	0	0	0	0	0	44	32	38.3	25 to 35	70.5	11	25.0
16/03/2023	23:00	0	0	0	4	11	8	1	1	0	0	0	0	0	0	0	0	0	0	0	25	34.1	38.8	30 to 40	76.0	10	40.0
24 Hr Summary		59	50	159	1119	1776	933	286	43	15	2	0	0	0	0	0	0	0	0	0	4442	32.3	38.3	25 to 35	65.2	1279	28.8

Incoming Histogram

Knoll Lane (Shpe facing) Mar 23

from Wed-Mar-08-2023-10-00-AM to Sat-Mar-18-2023-04-59-PM

Date	Starting Hr:min	<15	15 to <20	20 to <25	25 to <30	30 to <35	35 to <40	40 to <45	45 to <50	50 to <55	55 to <60	60 to <65	65 to <70	70 to <75	75 to <80	80 to <85	85 to <90	90 to <95	95 to <100	100 to >105	Total Counts	Avg Speed (MPH)	85pet Speed	10MPH Pace	% in pace	# of Speeders	% Speeders	
17/03/2023	00:00	0	0	0	3	3	1	0	0	0	0	0	0	0	0	0	0	0	0	0	0	7	30.6	35	25 to 35	85.7	1	14.3
17/03/2023	01:00	0	0	0	0	1	0	0	0	0	0	0	0	0	0	0	0	0	0	0	0	1	32	35	25 to 35	100.0	*	*
17/03/2023	02:00	0	0	0	0	2	2	1	1	0	0	0	0	0	0	0	0	0	0	0	0	6	37.8	45	30 to 40	66.7	4	66.7
17/03/2023	03:00	1	0	0	2	2	2	2	1	0	0	0	0	0	0	0	0	0	0	0	0	10	33.5	42.5	25 to 35	40.0	5	50.0
17/03/2023	04:00	0	0	2	4	11	4	6	2	0	0	0	0	0	0	0	0	0	0	0	0	29	34.6	43.3	25 to 35	51.7	12	41.4
17/03/2023	05:00	0	2	0	15	30	19	19	1	1	1	0	0	0	0	0	0	0	0	0	0	88	35.1	42.4	30 to 40	55.7	41	46.6
17/03/2023	06:00	4	1	3	37	80	59	17	7	1	0	0	0	0	0	0	0	0	0	0	0	209	33.7	39.5	30 to 40	66.5	84	40.2
17/03/2023	07:00	6	0	4	96	162	74	8	5	0	0	0	0	0	0	0	0	0	0	0	0	355	32.1	37.3	25 to 35	72.7	87	24.5
17/03/2023	08:00	5	6	11	113	193	79	23	0	0	0	0	0	0	0	0	0	0	0	0	0	430	31.9	37.4	25 to 35	71.2	102	23.7
17/03/2023	09:00	2	2	12	74	115	50	9	1	0	0	0	0	0	0	0	0	0	0	0	0	265	31.7	37	25 to 35	71.3	60	22.6
17/03/2023	10:00	3	0	12	75	104	48	10	4	0	0	0	0	0	0	0	0	0	0	0	0	256	31.8	37.5	25 to 35	69.9	62	24.2
17/03/2023	11:00	6	4	12	69	93	49	13	3	1	0	0	0	0	0	0	0	0	0	0	0	250	31.6	37.9	25 to 35	64.8	66	26.4
17/03/2023	12:00	4	7	18	72	112	64	21	2	0	0	0	0	0	0	0	0	0	0	0	0	300	31.9	38.3	25 to 35	61.3	87	29.0
17/03/2023	13:00	4	6	13	78	116	58	21	4	1	0	0	0	1	0	0	0	0	0	0	0	302	32.2	38.4	25 to 35	64.2	85	28.1
17/03/2023	14:00	10	6	7	93	171	57	14	2	1	0	0	0	0	0	0	0	0	0	0	0	361	31.4	36.8	25 to 35	73.1	74	20.5
17/03/2023	15:00	4	2	7	72	131	67	19	1	0	0	0	0	0	0	0	0	0	0	0	0	303	32.4	38.1	25 to 35	67.0	87	28.7
17/03/2023	16:00	5	8	27	80	116	64	21	2	1	0	0	0	0	0	0	0	0	0	0	0	324	31.4	38	25 to 35	60.5	88	27.2
17/03/2023	17:00	2	8	17	93	123	85	18	4	0	0	0	0	0	0	0	0	0	0	0	0	350	32.1	38.2	25 to 35	61.7	107	30.6
17/03/2023	18:00	8	8	29	97	99	58	10	4	0	0	0	0	0	0	0	0	0	0	0	0	313	30.5	37.2	25 to 35	62.6	72	23.0
17/03/2023	19:00	5	3	11	53	87	50	8	4	0	0	0	0	0	0	0	0	0	0	0	0	221	31.8	37.9	25 to 35	63.3	62	28.1
17/03/2023	20:00	1	2	6	32	53	27	9	3	3	0	0	0	0	0	0	0	0	0	0	0	136	32.8	39.1	25 to 35	62.5	42	30.9
17/03/2023	21:00	0	1	4	18	30	22	9	3	0	0	0	0	0	0	0	0	0	0	0	0	87	33.5	39.8	30 to 40	59.8	34	39.1
17/03/2023	22:00	1	0	0	17	26	13	5	0	0	0	0	0	0	0	0	0	0	0	0	0	62	32.5	38.5	25 to 35	69.4	18	29.0
17/03/2023	23:00	2	0	1	9	13	10	2	2	0	0	1	0	0	0	0	0	0	0	0	0	40	33.1	39.5	30 to 40	57.5	15	37.5
24 Hr Summary		73	66	196	1202	1873	962	265	56	9	1	1	0	1	0	0	0	0	0	0	0	4705	32	38.1	25 to 35	65.4	1295	27.5

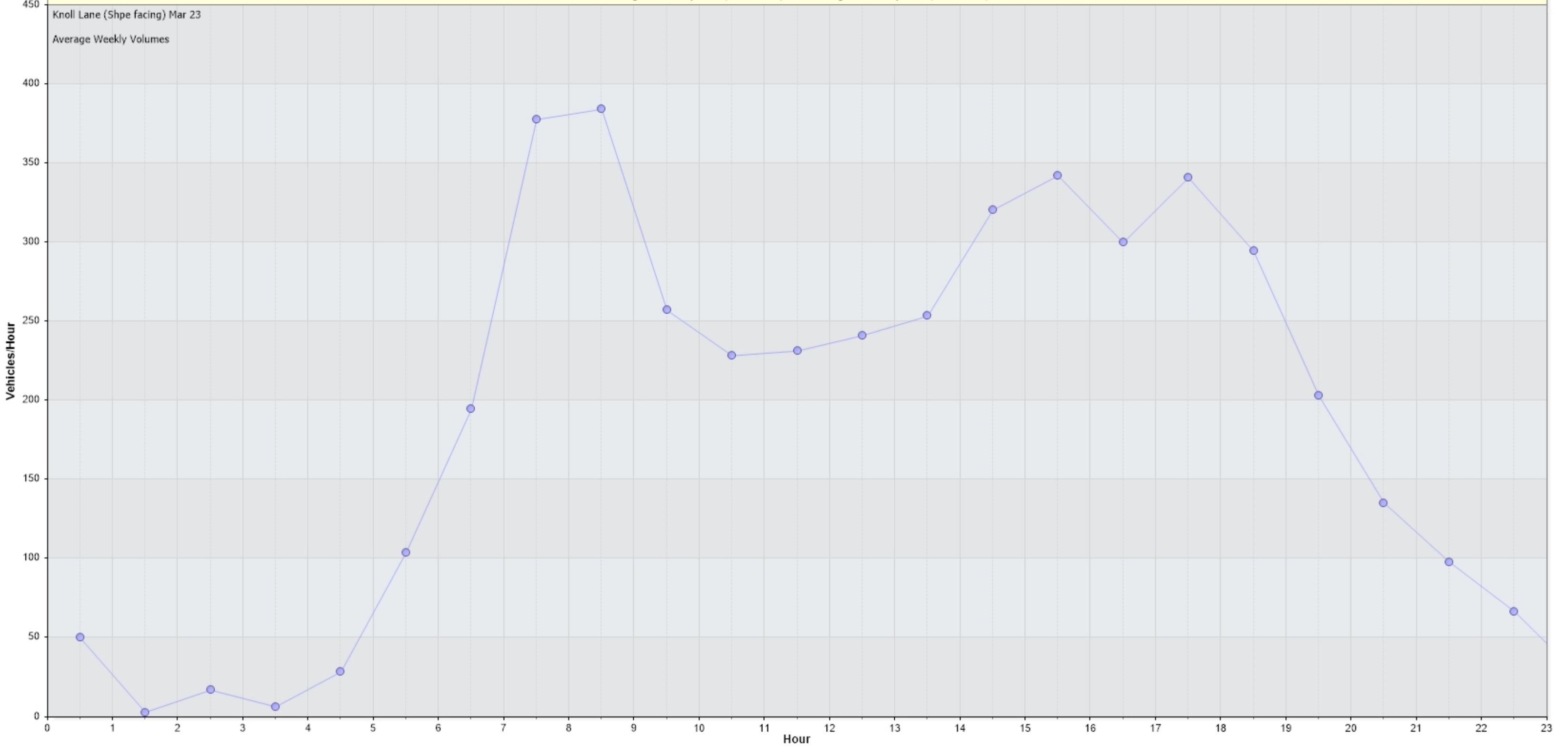
Incoming Histogram

Knoll Lane (Shpe facing) Mar 23

from Wed-Mar-08-2023-10-00-AM to Sat-Mar-18-2023-04-59-PM

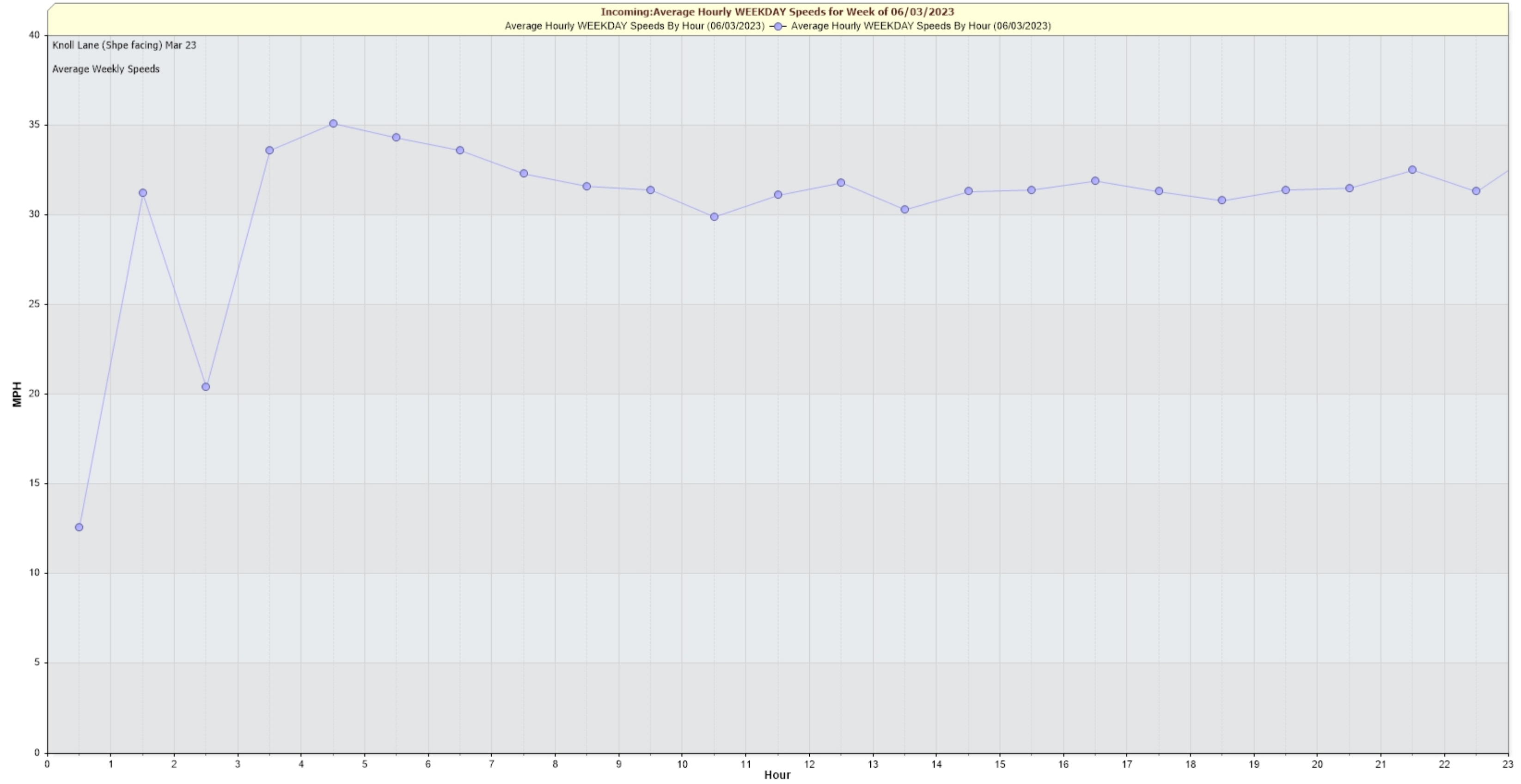
Date	Starting Hr:min	<15	15 to <20	20 to <25	25 to <30	30 to <35	35 to <40	40 to <45	45 to <50	50 to <55	55 to <60	60 to <65	65 to <70	70 to <75	75 to <80	80 to <85	85 to <90	90 to <95	95 to <100	100 to >105	Total Counts	Avg Speed (MPH)	85pet Speed	10MPH Pace	% in pace	# of Speeders	% Speeders	
18/03/2023	00:00	0	0	1	2	8	3	2	1	0	0	0	0	0	0	0	0	0	0	0	0	17	33.9	40	30 to 40	64.7	6	35.3
18/03/2023	01:00	0	0	1	2	2	0	3	0	0	1	0	0	0	0	0	0	0	0	0	0	9	35.9	45	25 to 35	44.4	4	44.4
18/03/2023	02:00	0	1	0	1	5	2	3	1	0	0	0	0	0	0	0	0	0	0	0	0	13	34.7	43.3	30 to 40	53.8	6	46.2
18/03/2023	03:00	0	0	0	2	2	0	2	0	0	0	0	0	0	0	0	0	0	0	0	0	6	33.7	42.5	25 to 35	66.7	2	33.3
18/03/2023	04:00	0	0	0	5	2	2	4	0	0	0	0	0	0	0	0	0	0	0	0	0	13	34	42.5	25 to 35	53.8	6	46.2
18/03/2023	05:00	2	0	1	9	25	7	7	0	0	0	0	0	0	0	0	0	0	0	0	0	51	32.3	39.3	25 to 35	66.7	14	27.5
18/03/2023	06:00	1	1	0	6	21	21	13	3	1	0	0	0	0	0	0	0	0	0	0	0	67	35.8	42.7	30 to 40	62.7	38	56.7
18/03/2023	07:00	2	2	3	23	61	41	12	1	0	0	0	0	0	0	0	0	0	0	0	0	145	33.2	38.9	30 to 40	70.3	54	37.2
18/03/2023	08:00	3	0	6	58	95	50	15	5	0	0	0	0	0	0	0	0	0	0	0	0	232	32.7	38.5	25 to 35	65.9	70	30.2
18/03/2023	09:00	3	11	9	64	112	54	11	2	0	0	0	0	0	0	0	0	0	0	0	0	266	31.6	37.5	25 to 35	66.2	67	25.2
18/03/2023	10:00	7	3	19	107	115	63	11	2	0	0	0	0	0	0	0	0	0	0	0	0	327	31.1	37.1	25 to 35	67.9	76	23.2
18/03/2023	11:00	5	6	13	76	127	85	15	0	0	0	0	0	0	0	0	0	0	0	0	0	327	32.1	38	30 to 40	64.8	100	30.6
18/03/2023	12:00	3	10	16	65	115	75	18	6	0	0	0	0	0	0	0	0	0	0	0	0	308	32.2	38.5	30 to 40	61.7	99	32.1
18/03/2023	13:00	4	4	9	51	108	81	26	2	1	1	0	0	0	0	0	0	0	0	0	0	287	33.3	39.2	30 to 40	65.9	111	38.7
18/03/2023	14:00	4	3	7	39	98	72	21	3	3	1	0	0	0	0	0	0	0	0	0	0	251	33.6	39.3	30 to 40	67.7	100	39.8
18/03/2023	15:00	4	2	7	53	103	67	20	3	0	0	0	0	0	0	0	0	0	0	0	0	259	32.9	38.8	30 to 40	65.6	90	34.7
18/03/2023	16:00	8	4	17	44	57	47	12	2	0	0	0	0	0	0	0	0	0	0	0	0	191	31.1	38.4	30 to 40	54.5	61	31.9
18/03/2023	17:00	*	*	*	*	*	*	*	*	*	*	*	*	*	*	*	*	*	*	*	*	*	*	*	*	*	*	*
18/03/2023	18:00	*	*	*	*	*	*	*	*	*	*	*	*	*	*	*	*	*	*	*	*	*	*	*	*	*	*	*
18/03/2023	19:00	*	*	*	*	*	*	*	*	*	*	*	*	*	*	*	*	*	*	*	*	*	*	*	*	*	*	*
18/03/2023	20:00	*	*	*	*	*	*	*	*	*	*	*	*	*	*	*	*	*	*	*	*	*	*	*	*	*	*	*
18/03/2023	21:00	*	*	*	*	*	*	*	*	*	*	*	*	*	*	*	*	*	*	*	*	*	*	*	*	*	*	*
18/03/2023	22:00	*	*	*	*	*	*	*	*	*	*	*	*	*	*	*	*	*	*	*	*	*	*	*	*	*	*	*
18/03/2023	23:00	*	*	*	*	*	*	*	*	*	*	*	*	*	*	*	*	*	*	*	*	*	*	*	*	*	*	*
24 Hr Summary		46	47	109	607	1056	670	195	31	5	3	0	0	0	0	0	0	0	0	0	0	2769	32.5	38.6	30 to 40	62.3	904	32.6

Incoming: Average Hourly Volume for Week of 06/03/2023
Average Counts By Hour (06/03/2023) — Average Counts By Hour (06/03/2023)



Incoming: Average Hourly WEEKDAY Speeds for Week of 06/03/2023
Average Hourly WEEKDAY Speeds By Hour (06/03/2023) — Average Hourly WEEKDAY Speeds By Hour (06/03/2023)

Knoll Lane (Shpe facing) Mar 23
Average Weekly Speeds



Incoming: Daily Volume for Week of 06/03/2023

Daily Vehicle Counts

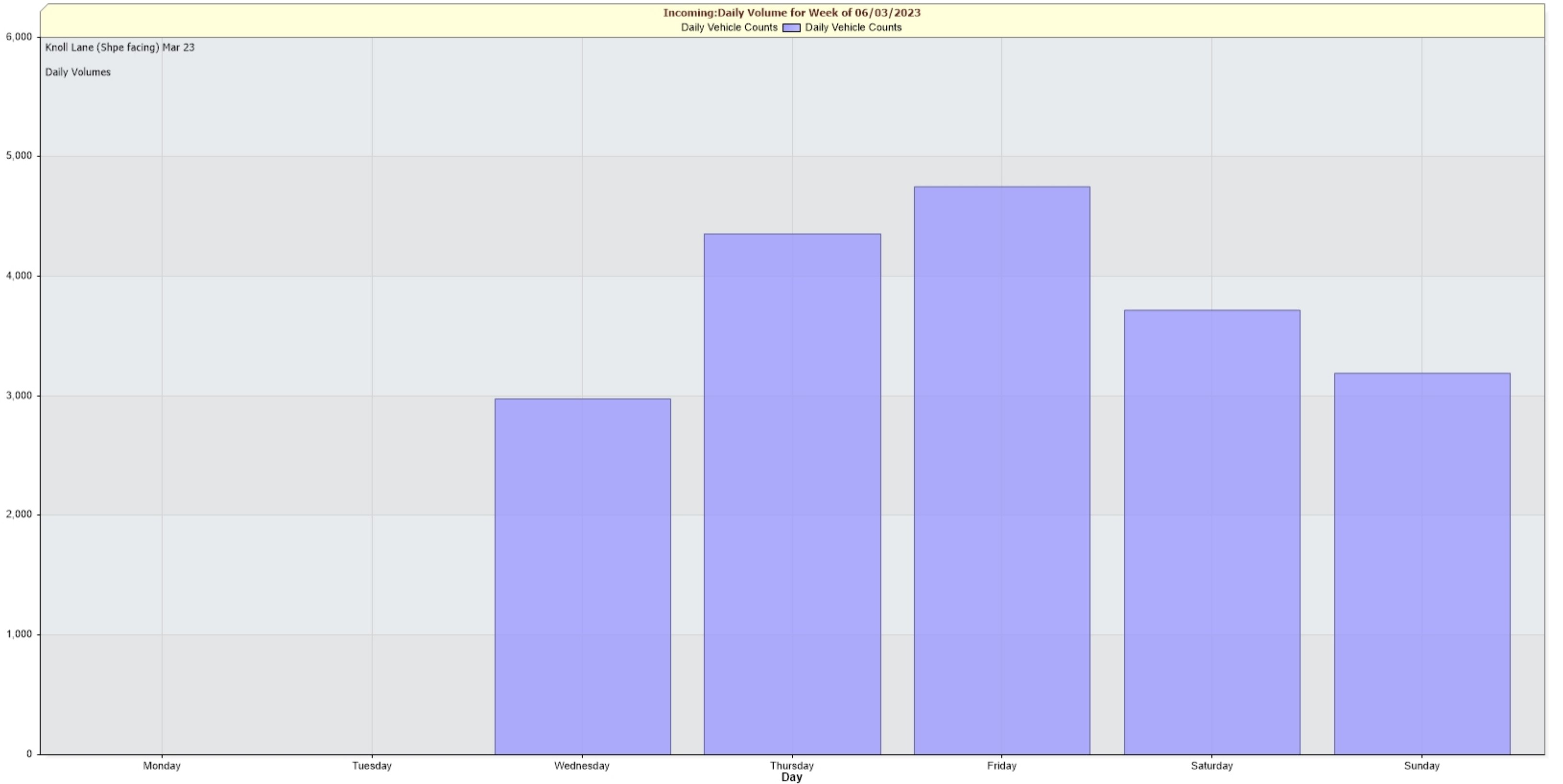


Daily Vehicle Counts

Knoll Lane (Shpe facing) Mar 23

Daily Volumes

Vehicles



Monday

Tuesday

Wednesday

Thursday
Day

Friday

Saturday

Sunday

Knoll Lane (Shpe facing) Mar 23
Average Speed Chart

Average Vehicle Speed.
Total Vehicles Displayed=44087
Vehicles Detected
(size of bubble = vehicle density)
08/03/2023 11:05:00 through 18/03/2023 17:05:00

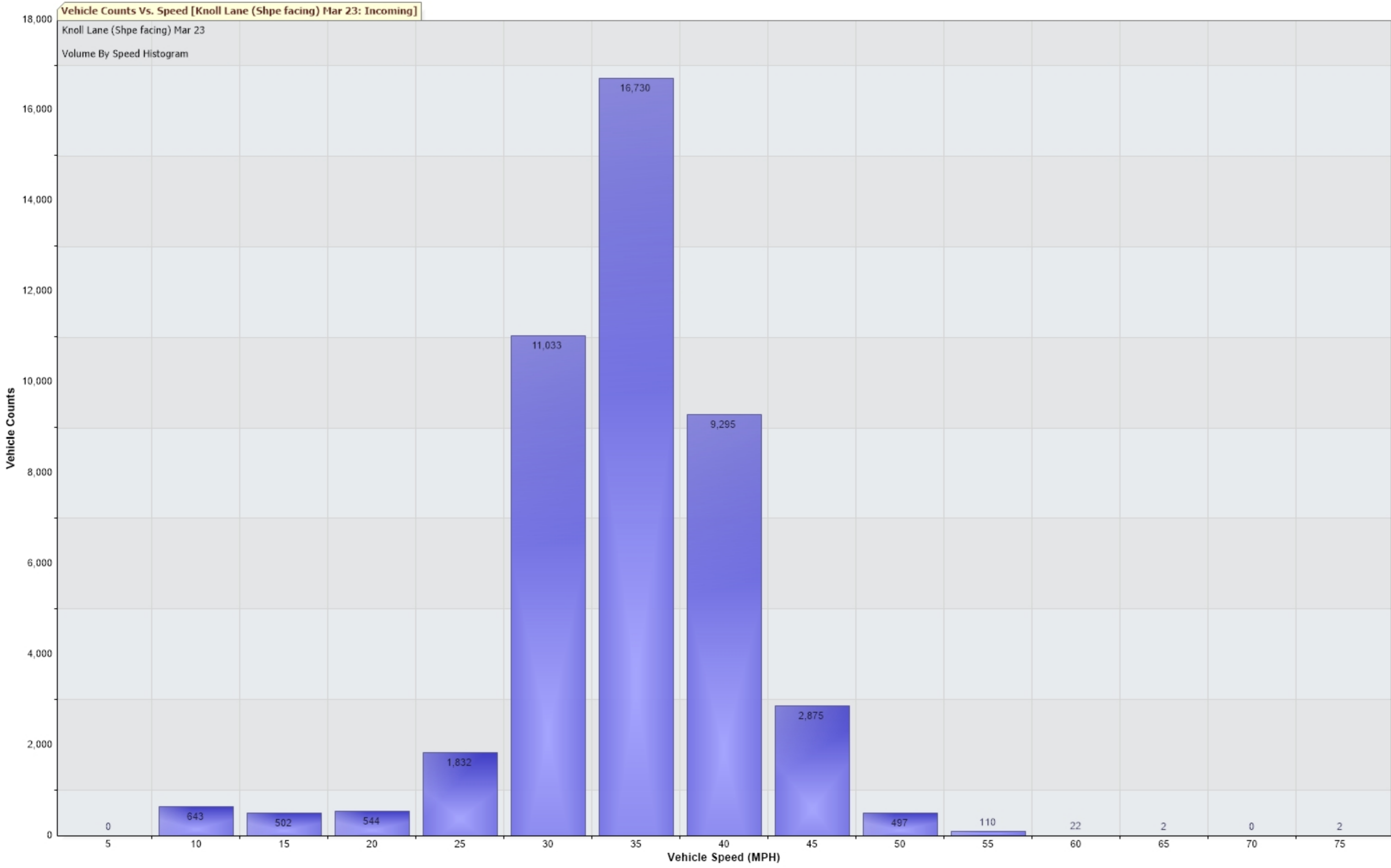


Vehicle Counts Vs. Speed [Knoll Lane (Shpe facing) Mar 23: Incoming]

Knoll Lane (Shpe facing) Mar 23

Volume By Speed Histogram

44,087 Counts



Percentile Counts Vs. Speed for [Knoll Lane (Shpe facing) Mar 23: Incoming]

Knoll Lane (Shpe facing) Mar 23
85th Pct Speed=38.3 MPH
Vehicles in data=44087
08/03/2023 10:00:00 to 18/03/2023 16:59:59

