

For Project: TBL facing KL March 2025

Project Notes:

Location/Name: Incoming

Report Generated: 02/04/2025 08:41:22

Speed Intervals: 5 MPH

Time Intervals: Instant

Traffic Report From: 11/03/2025 08:00:00 through 02/04/2025 08:59:59

85th Percentile Speed: 34.8 MPH

85th Percentile Vehicles: 31707

Max Speed: 70 MPH on 14/03/2025 16:20:00

Total Vehicles: 37302

AADT: 1692

Volumes - weekly counts

Time	5 Day	7 Day
Average Daily	3089	2887
AM Peak 07:00	279	226
PM Peak 17:00	291	258

Speed

Speed Limit: 35

85th Percentile Speed: 34.8

50th Percentile Speed: 29.5

10 MPH Pace Interval: 25.0 MPH to 35.0 MPH

Average Speed: 29.61

	Monday	Tuesday	Wednesday	Thursday	Friday	Saturday	Sunday
Count over limit	420	841	878	852	968	764	366
% over limit	12.8	13.8	13.0	12.8	13.7	14.3	17.5
Avg Speeder	38.6	38.3	38.8	38.7	38.8	38.8	38.8
Avg Speed	8.0	8.0	8.1	8.2	7.9	9.0	11.3

Day/Time Ending	85th pctl (MPH)	85th pctl cnts	Total Cnts	Max Speed	Avg Speeder	% Speeders	Avg Speed
11/03/2025 09:00:00	34.8	108	127	45	38.7	13.4%	29.6
11/03/2025 10:00:00	34.6	162	190	50	38.2	12.1%	29.6
11/03/2025 11:00:00	34.4	131	154	50	38.9	11.7%	29.3
11/03/2025 12:00:00	34.7	119	140	55	39.1	13.6%	29.4
11/03/2025 13:00:00	34.0	171	201	50	38.7	8.5%	28.9
11/03/2025 14:00:00	35.0	164	193	45	38.2	15.0%	29.8
11/03/2025 15:00:00	34.5	210	247	45	38.7	12.1%	29.3
11/03/2025 16:00:00	34.9	214	252	45	38.0	14.7%	28.8
11/03/2025 17:00:00	34.4	244	287	45	37.7	10.1%	29.5
11/03/2025 18:00:00	34.8	248	292	50	38.5	13.7%	29.4
11/03/2025 19:00:00	34.7	164	193	45	37.9	13.0%	29.3
11/03/2025 20:00:00	35.5	127	149	45	37.9	16.1%	28.8
11/03/2025 21:00:00	34.7	106	125	45	39.0	13.6%	29.7
11/03/2025 22:00:00	37.0	59	69	45	37.8	23.2%	29.6
11/03/2025 23:00:00	37.0	26	30	45	38.3	20.0%	31.3
12/03/2025 00:00:00	40.0	8	10	50	42.5	30.0%	31.1
12/03/2025 01:00:00	40.0	7	8	55	45.0	25.0%	34.0
12/03/2025 02:00:00	40.0	2	2	40	37.5	50.0%	32.0
12/03/2025 03:00:00	30.0	1	1	30	0.0	0.0%	27.0
12/03/2025 04:00:00	37.5	5	6	40	37.5	33.3%	30.5
12/03/2025 05:00:00	43.3	10	12	50	40.6	66.7%	36.8
12/03/2025 06:00:00	34.7	35	41	40	37.5	12.2%	30.2
12/03/2025 07:00:00	38.0	103	121	55	39.8	24.8%	31.6
12/03/2025 08:00:00	35.4	255	300	45	38.6	16.0%	30.0
12/03/2025 09:00:00	34.4	296	348	45	38.4	11.5%	29.1
12/03/2025 10:00:00	35.2	143	168	45	38.3	15.5%	30.0
12/03/2025 11:00:00	34.2	156	183	45	38.6	9.8%	28.6
12/03/2025 12:00:00	34.1	154	181	45	38.6	9.9%	29.0
12/03/2025 13:00:00	35.2	148	174	45	38.2	15.5%	29.6
12/03/2025 14:00:00	34.4	152	179	55	39.6	11.7%	28.8
12/03/2025 15:00:00	34.0	224	264	55	39.4	9.8%	27.7
12/03/2025 16:00:00	33.8	229	269	45	38.5	7.8%	28.8
12/03/2025 17:00:00	34.3	203	239	50	38.2	11.3%	28.9
12/03/2025 18:00:00	35.5	225	265	55	38.3	16.6%	29.9
12/03/2025 19:00:00	33.9	183	215	55	39.6	7.9%	28.7
12/03/2025 20:00:00	33.6	133	157	45	38.9	8.9%	28.8
12/03/2025 21:00:00	34.5	88	104	50	39.8	12.5%	28.9
12/03/2025 22:00:00	36.7	70	82	50	39.8	18.3%	30.1
12/03/2025 23:00:00	34.7	26	30	45	40.8	10.0%	31.2
13/03/2025 00:00:00	35.0	13	15	45	40.0	13.3%	29.9
13/03/2025 01:00:00	38.8	7	8	40	37.5	50.0%	32.8
13/03/2025 02:00:00	30.0	1	1	30	0.0	0.0%	27.0
13/03/2025 03:00:00	50.0	2	2	50	47.5	50.0%	34.5
13/03/2025 04:00:00	35.0	3	3	35	0.0	0.0%	28.7
13/03/2025 05:00:00	40.0	9	11	45	40.0	36.4%	33.8
13/03/2025 06:00:00	37.5	30	35	45	38.1	25.7%	29.6
13/03/2025 07:00:00	37.0	110	129	55	38.9	21.7%	31.3

13/03/2025 08:00:00	34.8	230	271	45	38.6	13.7%	29.9
13/03/2025 09:00:00	34.7	281	331	50	38.1	13.3%	29.9
13/03/2025 10:00:00	34.8	150	177	50	38.7	14.1%	29.5
13/03/2025 11:00:00	34.6	122	143	45	38.4	11.9%	29.9
13/03/2025 12:00:00	33.2	169	199	45	38.3	6.5%	24.0
13/03/2025 13:00:00	33.6	162	191	45	38.3	6.8%	27.8
13/03/2025 14:00:00	34.5	146	172	45	38.0	11.6%	29.3
13/03/2025 15:00:00	34.8	205	241	50	38.6	13.7%	29.3
13/03/2025 16:00:00	34.4	210	247	45	38.4	10.9%	29.5
13/03/2025 17:00:00	33.8	259	305	45	38.2	7.5%	28.4
13/03/2025 18:00:00	34.8	241	284	50	38.5	14.1%	29.4
13/03/2025 19:00:00	34.5	191	225	50	39.2	12.0%	29.2
13/03/2025 20:00:00	35.8	139	164	45	38.4	17.7%	28.9
13/03/2025 21:00:00	34.1	67	79	45	38.2	8.9%	29.5
13/03/2025 22:00:00	33.9	55	65	50	41.7	9.2%	28.9
13/03/2025 23:00:00	37.7	38	45	50	38.7	28.9%	31.1
14/03/2025 00:00:00	38.3	12	14	55	41.3	28.6%	30.9
14/03/2025 01:00:00	33.3	3	4	35	0.0	0.0%	31.0
14/03/2025 02:00:00	35.0	3	3	35	0.0	0.0%	30.3
14/03/2025 03:00:00	0.0	0	0	0	0.0	0.0%	0.0
14/03/2025 04:00:00	40.0	3	3	40	37.5	33.3%	32.0
14/03/2025 05:00:00	38.0	8	10	40	37.5	50.0%	32.2
14/03/2025 06:00:00	39.0	31	37	50	39.3	37.8%	32.7
14/03/2025 07:00:00	36.3	95	112	50	39.2	18.8%	30.9
14/03/2025 08:00:00	35.5	241	283	45	38.0	16.3%	30.6
14/03/2025 09:00:00	34.3	251	295	45	38.0	9.5%	29.8
14/03/2025 10:00:00	34.3	173	203	50	38.9	10.3%	28.8
14/03/2025 11:00:00	34.1	133	156	50	38.9	9.0%	28.7
14/03/2025 12:00:00	35.2	145	171	45	38.2	15.8%	29.8
14/03/2025 13:00:00	34.7	186	219	50	38.7	13.2%	29.5
14/03/2025 14:00:00	34.6	198	233	50	38.2	12.0%	29.4
14/03/2025 15:00:00	36.4	207	243	55	38.8	18.9%	30.4
14/03/2025 16:00:00	35.2	235	277	50	39.2	15.5%	30.1
14/03/2025 17:00:00	35.0	251	295	70	39.4	14.9%	29.5
14/03/2025 18:00:00	34.8	246	290	45	38.5	14.1%	29.0
14/03/2025 19:00:00	34.0	225	265	45	38.5	9.8%	28.5
14/03/2025 20:00:00	34.1	153	180	55	41.0	9.4%	29.0
14/03/2025 21:00:00	34.6	90	106	55	41.7	12.3%	30.1
14/03/2025 22:00:00	37.9	54	63	45	38.8	25.4%	30.0
14/03/2025 23:00:00	36.1	48	56	45	38.0	17.9%	29.4
15/03/2025 00:00:00	33.6	15	18	45	42.5	5.6%	28.0
15/03/2025 01:00:00	35.0	16	19	50	40.8	15.8%	31.2
15/03/2025 02:00:00	26.4	46	54	35	0.0	0.0%	11.6
15/03/2025 03:00:00	27.5	8	10	45	42.5	10.0%	17.7
15/03/2025 04:00:00	40.0	4	5	45	40.0	40.0%	35.0
15/03/2025 05:00:00	40.0	5	6	45	39.2	50.0%	33.7
15/03/2025 06:00:00	34.4	18	21	40	37.5	9.5%	29.3
15/03/2025 07:00:00	39.3	34	40	45	39.6	30.0%	31.3

15/03/2025 08:00:00	37.3	72	85	50	39.0	23.5%	31.0
15/03/2025 09:00:00	36.7	115	135	45	38.6	20.0%	30.8
15/03/2025 10:00:00	34.9	179	211	55	39.0	14.2%	30.1
15/03/2025 11:00:00	34.7	187	220	45	38.7	13.2%	29.4
15/03/2025 12:00:00	34.4	207	243	45	38.1	10.3%	29.6
15/03/2025 13:00:00	36.6	207	243	50	39.1	19.3%	30.0
15/03/2025 14:00:00	34.1	182	214	45	38.8	8.9%	28.4
15/03/2025 15:00:00	34.8	165	194	50	38.7	13.4%	30.0
15/03/2025 16:00:00	34.9	164	193	50	38.6	14.5%	29.6
15/03/2025 17:00:00	36.6	157	185	60	39.7	19.5%	30.2
15/03/2025 18:00:00	36.0	171	201	60	38.9	17.9%	30.5
15/03/2025 19:00:00	34.9	146	172	60	39.1	14.5%	29.3
15/03/2025 20:00:00	34.7	119	140	45	38.9	12.9%	29.9
15/03/2025 21:00:00	36.5	67	79	70	40.8	19.0%	30.7
15/03/2025 22:00:00	35.9	57	67	45	37.9	17.9%	28.8
15/03/2025 23:00:00	34.6	42	50	40	37.5	14.0%	28.8
16/03/2025 00:00:00	34.5	26	31	45	38.8	12.9%	29.8
16/03/2025 01:00:00	42.5	10	12	50	40.4	58.3%	35.0
16/03/2025 02:00:00	38.8	6	7	40	37.5	57.1%	34.1
16/03/2025 03:00:00	45.0	7	8	50	45.0	25.0%	34.6
16/03/2025 04:00:00	40.0	3	4	45	40.0	50.0%	34.5
16/03/2025 05:00:00	40.0	8	9	45	38.8	44.4%	32.6
16/03/2025 06:00:00	36.7	8	10	40	37.5	30.0%	31.1
16/03/2025 07:00:00	37.0	25	29	45	38.3	20.7%	29.7
16/03/2025 08:00:00	36.9	39	46	45	38.5	21.7%	31.2
16/03/2025 09:00:00	35.6	48	57	45	38.5	17.5%	30.2
16/03/2025 10:00:00	35.8	122	143	60	39.2	16.8%	30.3
16/03/2025 11:00:00	35.2	155	182	50	38.9	15.4%	30.7
16/03/2025 12:00:00	36.9	150	176	45	38.1	22.2%	30.2
16/03/2025 13:00:00	34.2	190	224	50	39.4	9.4%	29.0
16/03/2025 14:00:00	35.0	159	187	50	38.6	15.0%	30.5
16/03/2025 15:00:00	35.7	147	173	55	39.1	16.8%	30.3
16/03/2025 16:00:00	35.0	136	160	50	39.0	15.0%	30.3
16/03/2025 17:00:00	35.6	160	188	45	38.5	16.5%	30.0
16/03/2025 18:00:00	36.0	125	147	45	38.5	17.7%	29.8
16/03/2025 19:00:00	35.6	99	116	45	38.0	16.4%	29.6
16/03/2025 20:00:00	37.7	80	94	45	39.1	23.4%	30.5
16/03/2025 21:00:00	37.9	51	60	55	40.6	21.7%	32.1
16/03/2025 22:00:00	37.5	22	26	50	38.9	26.9%	31.7
16/03/2025 23:00:00	37.5	20	23	45	38.5	21.7%	30.2
17/03/2025 00:00:00	35.0	8	10	40	37.5	20.0%	29.5
17/03/2025 01:00:00	35.0	7	8	40	37.5	12.5%	30.3
17/03/2025 02:00:00	35.0	3	4	40	37.5	25.0%	25.8
17/03/2025 03:00:00	45.0	2	2	45	42.5	50.0%	24.5
17/03/2025 04:00:00	26.7	21	25	40	37.5	4.0%	12.0
17/03/2025 05:00:00	45.0	8	9	50	42.5	33.3%	31.6
17/03/2025 06:00:00	39.1	31	36	45	38.6	38.9%	32.7
17/03/2025 07:00:00	35.9	92	108	50	38.6	17.6%	30.7

17/03/2025 08:00:00	35.1	228	268	45	37.9	15.3%	30.3
17/03/2025 09:00:00	34.4	261	307	50	38.4	11.1%	29.3
17/03/2025 10:00:00	34.4	162	191	50	38.2	11.5%	29.5
17/03/2025 11:00:00	33.8	156	184	45	38.7	9.2%	28.3
17/03/2025 12:00:00	33.3	150	177	50	38.9	6.2%	28.5
17/03/2025 13:00:00	34.5	142	167	50	39.3	12.0%	29.6
17/03/2025 14:00:00	34.8	172	202	50	38.6	13.4%	30.1
17/03/2025 15:00:00	35.4	192	226	50	39.2	15.9%	29.2
17/03/2025 16:00:00	34.9	221	260	50	38.8	14.6%	30.0
17/03/2025 17:00:00	34.5	230	271	45	38.3	11.4%	29.5
17/03/2025 18:00:00	34.6	247	291	50	38.2	12.7%	29.0
17/03/2025 19:00:00	34.5	162	190	50	38.4	11.6%	28.4
17/03/2025 20:00:00	34.7	123	145	55	39.8	13.8%	28.9
17/03/2025 21:00:00	33.8	85	100	45	38.1	9.0%	28.8
17/03/2025 22:00:00	34.3	58	68	45	38.9	10.3%	29.4
17/03/2025 23:00:00	36.0	27	32	55	40.0	18.8%	30.9
18/03/2025 00:00:00	35.0	11	13	45	40.0	15.4%	30.5
18/03/2025 01:00:00	30.0	4	5	35	0.0	0.0%	26.0
18/03/2025 02:00:00	35.0	4	5	45	42.5	20.0%	31.0
18/03/2025 03:00:00	35.0	1	1	35	0.0	0.0%	32.0
18/03/2025 04:00:00	37.5	6	7	40	37.5	28.6%	32.1
18/03/2025 05:00:00	40.0	5	6	45	39.2	50.0%	32.0
18/03/2025 06:00:00	38.8	38	45	50	39.0	37.8%	33.0
18/03/2025 07:00:00	37.8	104	122	55	38.2	30.3%	32.0
18/03/2025 08:00:00	35.2	242	285	45	37.8	15.8%	30.7
18/03/2025 09:00:00	34.6	284	334	45	38.0	11.7%	29.9
18/03/2025 10:00:00	37.2	146	172	50	39.0	22.7%	31.2
18/03/2025 11:00:00	34.0	143	168	45	37.9	8.3%	29.2
18/03/2025 12:00:00	34.6	136	160	45	38.0	12.5%	29.2
18/03/2025 13:00:00	34.3	175	206	45	38.2	10.7%	29.0
18/03/2025 14:00:00	37.2	135	159	45	38.9	22.0%	31.1
18/03/2025 15:00:00	34.9	184	217	45	38.5	14.3%	29.8
18/03/2025 16:00:00	34.1	227	267	45	37.9	9.0%	28.9
18/03/2025 17:00:00	34.7	252	297	45	38.3	13.5%	29.5
18/03/2025 18:00:00	34.5	300	353	45	37.9	11.9%	28.9
18/03/2025 19:00:00	34.7	215	253	45	38.4	13.4%	29.2
18/03/2025 20:00:00	33.7	139	164	45	39.7	5.5%	28.3
18/03/2025 21:00:00	35.4	86	101	45	38.4	15.8%	29.3
18/03/2025 22:00:00	36.2	58	68	50	38.3	19.1%	30.5
18/03/2025 23:00:00	36.0	34	40	45	38.9	17.5%	31.0
19/03/2025 00:00:00	35.0	4	5	40	37.5	20.0%	30.0
19/03/2025 01:00:00	35.0	3	4	40	37.5	25.0%	32.0
19/03/2025 02:00:00	30.0	1	1	30	0.0	0.0%	27.0
19/03/2025 03:00:00	0.0	0	0	0	0.0	0.0%	0.0
19/03/2025 04:00:00	45.0	3	3	45	42.5	33.3%	32.0
19/03/2025 05:00:00	40.0	8	9	45	38.8	44.4%	33.1
19/03/2025 06:00:00	38.3	42	50	50	39.1	32.0%	32.5
19/03/2025 07:00:00	38.3	110	129	50	39.4	27.1%	32.3

19/03/2025 08:00:00	36.1	235	276	50	38.8	17.8%	31.0
19/03/2025 09:00:00	34.7	256	301	50	38.9	12.6%	29.9
19/03/2025 10:00:00	35.6	153	180	50	38.7	16.7%	30.4
19/03/2025 11:00:00	35.2	140	165	45	38.3	15.8%	30.4
19/03/2025 12:00:00	34.3	161	189	55	39.0	10.6%	29.3
19/03/2025 13:00:00	34.4	156	184	45	38.8	10.9%	29.1
19/03/2025 14:00:00	34.7	165	194	60	38.8	13.4%	29.4
19/03/2025 15:00:00	34.7	202	238	45	38.1	13.0%	29.3
19/03/2025 16:00:00	34.3	234	275	50	38.9	10.5%	28.9
19/03/2025 17:00:00	33.8	242	285	45	37.7	7.7%	28.0
19/03/2025 18:00:00	34.4	241	284	50	38.5	10.2%	29.7
19/03/2025 19:00:00	34.6	165	194	55	39.0	12.4%	29.7
19/03/2025 20:00:00	34.1	146	172	50	39.2	10.5%	28.7
19/03/2025 21:00:00	34.8	94	110	45	38.5	13.6%	28.7
19/03/2025 22:00:00	34.1	70	82	50	38.8	9.8%	29.1
19/03/2025 23:00:00	34.8	36	42	45	38.5	11.9%	30.4
20/03/2025 00:00:00	37.5	13	15	45	39.2	20.0%	31.1
20/03/2025 01:00:00	35.0	8	9	50	47.5	11.1%	31.4
20/03/2025 02:00:00	40.0	4	5	45	40.0	40.0%	34.0
20/03/2025 03:00:00	27.5	4	5	30	0.0	0.0%	24.2
20/03/2025 04:00:00	40.0	3	3	40	37.5	33.3%	30.3
20/03/2025 05:00:00	45.0	7	8	55	42.5	50.0%	35.1
20/03/2025 06:00:00	38.5	43	51	45	38.7	33.3%	32.1
20/03/2025 07:00:00	37.8	94	111	50	39.5	24.3%	32.0
20/03/2025 08:00:00	35.0	272	320	50	38.7	14.7%	30.1
20/03/2025 09:00:00	34.8	269	317	45	38.3	13.6%	30.2
20/03/2025 10:00:00	34.8	130	153	45	39.3	13.1%	30.2
20/03/2025 11:00:00	36.3	132	155	45	39.1	18.1%	30.2
20/03/2025 12:00:00	34.2	139	164	45	38.4	10.4%	29.5
20/03/2025 13:00:00	34.6	153	180	50	38.6	12.2%	29.5
20/03/2025 14:00:00	34.5	159	187	50	38.9	11.2%	29.5
20/03/2025 15:00:00	34.0	203	239	50	39.5	8.4%	28.9
20/03/2025 16:00:00	33.8	200	235	50	38.9	6.0%	28.7
20/03/2025 17:00:00	34.3	230	271	50	38.2	10.0%	29.5
20/03/2025 18:00:00	34.4	261	307	55	39.0	10.7%	29.6
20/03/2025 19:00:00	34.6	167	197	60	38.7	12.7%	29.9
20/03/2025 20:00:00	34.4	128	150	45	38.4	11.3%	28.9
20/03/2025 21:00:00	35.4	95	112	50	39.2	16.1%	29.2
20/03/2025 22:00:00	34.5	60	71	45	38.6	12.7%	28.9
20/03/2025 23:00:00	36.7	34	40	45	38.8	20.0%	30.7
21/03/2025 00:00:00	40.0	20	23	50	41.1	30.4%	32.6
21/03/2025 01:00:00	35.0	4	5	40	37.5	20.0%	29.0
21/03/2025 02:00:00	35.0	4	5	40	37.5	20.0%	31.0
21/03/2025 03:00:00	35.0	1	1	35	0.0	0.0%	32.0
21/03/2025 04:00:00	42.5	7	8	45	42.5	25.0%	32.1
21/03/2025 05:00:00	40.0	4	5	50	40.0	80.0%	37.2
21/03/2025 06:00:00	39.0	43	51	50	39.0	39.2%	32.7
21/03/2025 07:00:00	37.1	104	122	45	38.8	21.3%	31.4

21/03/2025 08:00:00	35.9	207	244	45	38.7	17.6%	30.3
21/03/2025 09:00:00	35.1	277	326	50	38.4	15.3%	30.0
21/03/2025 10:00:00	36.0	147	173	50	38.8	17.9%	30.4
21/03/2025 11:00:00	34.1	144	170	45	38.1	9.4%	28.9
21/03/2025 12:00:00	34.3	185	218	45	37.9	11.0%	28.9
21/03/2025 13:00:00	35.0	183	215	60	38.6	14.9%	29.5
21/03/2025 14:00:00	34.5	210	247	45	38.5	11.7%	29.7
21/03/2025 15:00:00	34.4	197	232	50	38.7	11.2%	29.2
21/03/2025 16:00:00	33.6	267	314	45	38.0	6.7%	28.2
21/03/2025 17:00:00	34.3	241	283	50	38.7	9.2%	29.3
21/03/2025 18:00:00	35.6	219	258	50	38.7	16.7%	29.5
21/03/2025 19:00:00	34.2	201	237	50	40.1	11.4%	28.9
21/03/2025 20:00:00	33.9	143	168	45	38.7	7.7%	28.9
21/03/2025 21:00:00	34.7	99	117	50	38.4	13.7%	28.9
21/03/2025 22:00:00	35.0	60	71	45	38.9	15.5%	28.2
21/03/2025 23:00:00	36.7	47	55	45	38.4	20.0%	29.5
22/03/2025 00:00:00	35.0	23	27	45	40.0	14.8%	29.4
22/03/2025 01:00:00	35.0	12	14	50	42.5	14.3%	29.6
22/03/2025 02:00:00	38.3	20	23	50	40.5	21.7%	20.5
22/03/2025 03:00:00	35.0	3	3	35	0.0	0.0%	30.3
22/03/2025 04:00:00	37.5	9	11	40	37.5	36.4%	27.5
22/03/2025 05:00:00	38.3	8	9	40	37.5	33.3%	32.0
22/03/2025 06:00:00	35.0	14	16	45	40.0	12.5%	30.3
22/03/2025 07:00:00	38.3	31	36	55	40.3	25.0%	30.6
22/03/2025 08:00:00	36.2	95	112	50	38.7	18.8%	31.0
22/03/2025 09:00:00	36.3	122	143	45	37.9	19.6%	30.4
22/03/2025 10:00:00	34.4	147	173	50	39.4	10.4%	29.6
22/03/2025 11:00:00	34.7	202	238	50	38.6	13.4%	29.5
22/03/2025 12:00:00	34.4	230	271	50	38.7	11.1%	29.5
22/03/2025 13:00:00	34.0	219	258	50	38.7	8.1%	28.9
22/03/2025 14:00:00	34.4	203	239	55	39.3	10.5%	29.4
22/03/2025 15:00:00	35.6	183	215	50	38.5	16.7%	30.5
22/03/2025 16:00:00	34.8	159	187	45	38.5	13.9%	29.4
22/03/2025 17:00:00	34.6	180	212	45	38.1	12.3%	29.1
22/03/2025 18:00:00	34.7	175	206	45	38.5	12.6%	30.2
22/03/2025 19:00:00	34.8	144	169	50	39.5	13.6%	29.6
22/03/2025 20:00:00	**No Data**						
22/03/2025 21:00:00	**No Data**						
.....							
02/04/2025 09:00:00	0.0	0	0	0	0.0	0.0%	0.0

Day/Time Ending	85th pctl (MPH)	85th pctl cnts	Total Cnts	Max Speed	Avg Speeder	% Speeders	Avg Speed
12/03/2025 00:00:00	34.7	2260	2659	55	38.4	13.2%	29.4
13/03/2025 00:00:00	34.6	2859	3364	55	38.9	12.7%	29.3
14/03/2025 00:00:00	34.6	2841	3342	55	38.6	12.7%	29.1
15/03/2025 00:00:00	34.8	2994	3522	70	38.8	13.9%	29.6
16/03/2025 00:00:00	35.1	2395	2818	70	39.0	15.2%	29.5
17/03/2025 00:00:00	35.9	1777	2091	60	38.8	17.5%	30.3
18/03/2025 00:00:00	34.6	2791	3284	55	38.6	12.8%	29.3
19/03/2025 00:00:00	34.9	2924	3440	55	38.3	14.3%	29.7
20/03/2025 00:00:00	34.8	2875	3382	60	38.7	13.3%	29.7
21/03/2025 00:00:00	34.7	2816	3313	60	38.9	12.9%	29.8
22/03/2025 00:00:00	34.7	3019	3552	60	38.7	13.4%	29.5
23/03/2025 00:00:00	34.8	2155	2535	55	38.7	13.3%	29.6
24/03/2025 00:00:00	**No Data**						
25/03/2025 00:00:00	**No Data**						
26/03/2025 00:00:00						
27/03/2025 00:00:00							
28/03/2025 00:00:00							
29/03/2025 00:00:00							
30/03/2025 00:00:00							
31/03/2025 00:00:00							
01/04/2025 00:00:00							
02/04/2025 00:00:00							
02/04/2025 08:59:59	0.0	0	0	0	0.0	0.0%	0.0

Incoming Weekly Counts
TBL facing KL March 2025

from Tue-Mar-11-2025-08-00-AM to Wed-Apr-02-2025-08-59-AM

	10/03/2025	to	16/03/2025							
	Monday	Tuesday	Wednesday	Thursday	Friday	Saturday	Sunday	Week	Weekend	Week Day 85%
Hour	10/03/2025	11/03/2025	12/03/2025	13/03/2025	14/03/2025	15/03/2025	16/03/2025	Day Avg	Avg	Avg Speed
0 - 1	*	*	8	8	4	19	12	6.67	15.5	37.37
1 - 2	*	*	2	1	3	54	7	2	30.5	35
2 - 3	*	*	1	2	0	10	8	1	9	40
3 - 4	*	*	6	3	3	5	4	4	4.5	37.5
4 - 5	*	*	12	11	10	6	9	11	7.5	40.43
5 - 6	*	*	41	35	37	21	10	37.67	15.5	37.07
6 - 7	*	*	121	129	112	40	29	120.67	34.5	37.1
7 - 8	*	*	300	271	283	85	46	284.67	65.5	35.23
8 - 9	*	127	348	331	295	135	57	275.25	96	34.55
9 - 10	*	190	168	177	203	211	143	184.5	177	34.72
10 - 11	*	154	183	143	156	220	182	159	201	34.32
11 - 12	*	140	181	199	171	243	176	172.75	209.5	34.3
12 - 13	*	201	174	191	219	243	224	196.25	233.5	34.38
13 - 14	*	193	179	172	233	214	187	194.25	200.5	34.62
14 - 15	*	247	264	241	243	194	173	248.75	183.5	34.92
15 - 16	*	252	269	247	277	193	160	261.25	176.5	34.58
16 - 17	*	287	239	305	295	185	188	281.5	186.5	34.38
17 - 18	*	292	265	284	290	201	147	282.75	174	34.97
18 - 19	*	193	215	225	265	172	116	224.5	144	34.28
19 - 20	*	149	157	164	180	140	94	162.5	117	34.75
20 - 21	*	125	104	79	106	79	60	103.5	69.5	34.48
21 - 22	*	69	82	65	63	67	26	69.75	46.5	36.38
22 - 23	*	30	30	45	56	50	23	40.25	36.5	36.38
23 - 24	*	10	15	14	18	31	10	14.25	20.5	36.72
Totals	0	2659	3364	3342	3522	2818	2091			
% of Total	0%	14.94%	18.9%	18.78%	19.79%	15.84%	11.75%			

Incoming Weekly Counts
TBL facing KL March 2025

from Tue-Mar-11-2025-08-00-AM to Wed-Apr-02-2025-08-59-AM

	17/03/2025	to	23/03/2025							
	Monday	Tuesday	Wednesday	Thursday	Friday	Saturday	Sunday	Week	Weekend	Week Day 85%
Hour	17/03/2025	18/03/2025	19/03/2025	20/03/2025	21/03/2025	22/03/2025	23/03/2025	Day Avg	Avg	Avg Speed
0 - 1	8	5	4	9	5	14	0	6.2	7	34
1 - 2	4	5	1	5	5	23	0	4	11.5	35
2 - 3	2	1	0	5	1	3	0	1.8	1.5	35.62
3 - 4	25	7	3	3	8	11	0	9.2	5.5	38.34
4 - 5	9	6	9	8	5	9	0	7.4	4.5	42
5 - 6	36	45	50	51	51	16	0	46.6	8	38.74
6 - 7	108	122	129	111	122	36	0	118.4	18	37.38
7 - 8	268	285	276	320	244	112	0	278.6	56	35.46
8 - 9	307	334	301	317	326	143	0	317	71.5	34.72
9 - 10	191	172	180	153	173	173	0	173.8	86.5	35.6
10 - 11	184	168	165	155	170	238	0	168.4	119	34.68
11 - 12	177	160	189	164	218	271	0	181.6	135.5	34.14
12 - 13	167	206	184	180	215	258	0	190.4	129	34.56
13 - 14	202	159	194	187	247	239	0	197.8	119.5	35.14
14 - 15	226	217	238	239	232	215	0	230.4	107.5	34.68
15 - 16	260	267	275	235	314	187	0	270.2	93.5	34.14
16 - 17	271	297	285	271	283	212	0	281.4	106	34.32
17 - 18	291	353	284	307	258	206	0	298.6	103	34.7
18 - 19	190	253	194	197	237	169	0	214.2	84.5	34.52
19 - 20	145	164	172	150	168	0	0	159.8	0	34.16
20 - 21	100	101	110	112	117	0	0	108	0	34.82
21 - 22	68	68	82	71	71	0	0	72	0	34.82
22 - 23	32	40	42	40	55	0	0	41.8	0	36.04
23 - 24	13	5	15	23	27	0	0	16.6	0	36.5
Totals	3284	3440	3382	3313	3552	2535	0			
% of Total	16.84%	17.64%	17.34%	16.98%	18.21%	13%	0%			

Incoming Weekly Counts
TBL facing KL March 2025

from Tue-Mar-11-2025-08-00-AM to Wed-Apr-02-2025-08-59-AM

	24/03/2025	to	30/03/2025							
	Monday	Tuesday	Wednesday	Thursday	Friday	Saturday	Sunday	Week	Weekend	Week Day 85%
Hour	24/03/2025	25/03/2025	26/03/2025	27/03/2025	28/03/2025	29/03/2025	30/03/2025	Day Avg	Avg	Avg Speed
0 - 1	0	0	0	0	0	0	0	0	0	0
1 - 2	0	0	0	0	0	0	0	0	0	0
2 - 3	0	0	0	0	0	0	0	0	0	0
3 - 4	0	0	0	0	0	0	0	0	0	0
4 - 5	0	0	0	0	0	0	0	0	0	0
5 - 6	0	0	0	0	0	0	0	0	0	0
6 - 7	0	0	0	0	0	0	0	0	0	0
7 - 8	0	0	0	0	0	0	0	0	0	0
8 - 9	0	0	0	0	0	0	0	0	0	0
9 - 10	0	0	0	0	0	0	0	0	0	0
10 - 11	0	0	0	0	0	0	0	0	0	0
11 - 12	0	0	0	0	0	0	0	0	0	0
12 - 13	0	0	0	0	0	0	0	0	0	0
13 - 14	0	0	0	0	0	0	0	0	0	0
14 - 15	0	0	0	0	0	0	0	0	0	0
15 - 16	0	0	0	0	0	0	0	0	0	0
16 - 17	0	0	0	0	0	0	0	0	0	0
17 - 18	0	0	0	0	0	0	0	0	0	0
18 - 19	0	0	0	0	0	0	0	0	0	0
19 - 20	0	0	0	0	0	0	0	0	0	0
20 - 21	0	0	0	0	0	0	0	0	0	0
21 - 22	0	0	0	0	0	0	0	0	0	0
22 - 23	0	0	0	0	0	0	0	0	0	0
23 - 24	0	0	0	0	0	0	0	0	0	0
Totals	0	0	0	0	0	0	0			
% of Total	0%	0%	0%	0%	0%	0%	0%			

Incoming Weekly Counts
TBL facing KL March 2025

from Tue-Mar-11-2025-08-00-AM to Wed-Apr-02-2025-08-59-AM

	31/03/2025	to	06/04/2025							
	Monday	Tuesday	Wednesday	Thursday	Friday	Saturday	Sunday	Week	Weekend	Week Day 85%
Hour	31/03/2025	01/04/2025	02/04/2025	03/04/2025	04/04/2025	05/04/2025	06/04/2025	Day Avg	Avg	Avg Speed
0 - 1	0	0	0	*	*	*	*	0	0	0
1 - 2	0	0	0	*	*	*	*	0	0	0
2 - 3	0	0	0	*	*	*	*	0	0	0
3 - 4	0	0	0	*	*	*	*	0	0	0
4 - 5	0	0	0	*	*	*	*	0	0	0
5 - 6	0	0	0	*	*	*	*	0	0	0
6 - 7	0	0	0	*	*	*	*	0	0	0
7 - 8	0	0	0	*	*	*	*	0	0	0
8 - 9	0	0	0	*	*	*	*	0	0	0
9 - 10	0	0	*	*	*	*	*	0	0	0
10 - 11	0	0	*	*	*	*	*	0	0	0
11 - 12	0	0	*	*	*	*	*	0	0	0
12 - 13	0	0	*	*	*	*	*	0	0	0
13 - 14	0	0	*	*	*	*	*	0	0	0
14 - 15	0	0	*	*	*	*	*	0	0	0
15 - 16	0	0	*	*	*	*	*	0	0	0
16 - 17	0	0	*	*	*	*	*	0	0	0
17 - 18	0	0	*	*	*	*	*	0	0	0
18 - 19	0	0	*	*	*	*	*	0	0	0
19 - 20	0	0	*	*	*	*	*	0	0	0
20 - 21	0	0	*	*	*	*	*	0	0	0
21 - 22	0	0	*	*	*	*	*	0	0	0
22 - 23	0	0	*	*	*	*	*	0	0	0
23 - 24	0	0	*	*	*	*	*	0	0	0
Totals	0	0	0	0	0	0	0			
% of Total	0%	0%	0%	0%	0%	0%	0%			

Incoming Monthly Counts
TBL facing KL March 2025

from Tue-Mar-11-2025-08-00-AM to Wed-Apr-02-2025-08-59-AM

	Mar 2025							Week	Weekend	Week Day 85%
Hour	Monday	Tuesday	Wednesday	Thursday	Friday	Saturday	Sunday	Day Avg	Avg	Avg Speed
0 - 1	8	5	12	17	9	33	12	10.2	22.5	35
1 - 2	4	5	3	6	8	77	7	5.2	42	37
2 - 3	2	1	1	7	1	13	8	2.4	10.5	35
3 - 4	25	7	9	6	11	16	4	11.6	10	35.84
4 - 5	9	6	21	19	15	15	9	14	12	41.72
5 - 6	36	45	91	86	88	37	10	69.2	23.5	38.46
6 - 7	108	122	250	240	234	76	29	190.8	52.5	37.2
7 - 8	268	285	576	591	527	197	46	449.4	121.5	35.32
8 - 9	307	461	649	648	621	278	57	537.2	167.5	34.62
9 - 10	191	362	348	330	376	384	143	321.4	263.5	35.04
10 - 11	184	322	348	298	326	458	182	295.6	320	34.36
11 - 12	177	300	370	363	389	514	176	319.8	345	34.12
12 - 13	167	407	358	371	434	501	224	347.4	362.5	34.44
13 - 14	202	352	373	359	480	453	187	353.2	320	34.9
14 - 15	226	464	502	480	475	409	173	429.4	291	34.8
15 - 16	260	519	544	482	591	380	160	479.2	270	34.34
16 - 17	271	584	524	576	578	397	188	506.6	292.5	34.38
17 - 18	291	645	549	591	548	407	147	524.8	277	34.74
18 - 19	190	446	409	422	502	341	116	393.8	228.5	34.46
19 - 20	145	313	329	314	348	140	94	289.8	117	34.38
20 - 21	100	226	214	191	223	79	60	190.8	69.5	34.52
21 - 22	68	137	164	136	134	67	26	127.8	46.5	35.36
22 - 23	32	70	72	85	111	50	23	74	36.5	36.12
23 - 24	13	15	30	37	45	31	10	28	20.5	36.92
Totals	3284	6099	6746	6655	7074	5353	2091			
% of Total	8.8%	16.35%	18.08%	17.84%	18.96%	14.35%	5.61%			

Incoming Monthly Counts
TBL facing KL March 2025

from Tue-Mar-11-2025-08-00-AM to Wed-Apr-02-2025-08-59-AM

Hour	Apr 2025							Week Day Avg	Weekend Avg	Week Day 85% Avg Speed
	Monday	Tuesday	Wednesday	Thursday	Friday	Saturday	Sunday			
0 - 1	*	0	0	*	*	*	*	0	0	0
1 - 2	*	0	0	*	*	*	*	0	0	0
2 - 3	*	0	0	*	*	*	*	0	0	0
3 - 4	*	0	0	*	*	*	*	0	0	0
4 - 5	*	0	0	*	*	*	*	0	0	0
5 - 6	*	0	0	*	*	*	*	0	0	0
6 - 7	*	0	0	*	*	*	*	0	0	0
7 - 8	*	0	0	*	*	*	*	0	0	0
8 - 9	*	0	0	*	*	*	*	0	0	0
9 - 10	*	0	*	*	*	*	*	0	0	0
10 - 11	*	0	*	*	*	*	*	0	0	0
11 - 12	*	0	*	*	*	*	*	0	0	0
12 - 13	*	0	*	*	*	*	*	0	0	0
13 - 14	*	0	*	*	*	*	*	0	0	0
14 - 15	*	0	*	*	*	*	*	0	0	0
15 - 16	*	0	*	*	*	*	*	0	0	0
16 - 17	*	0	*	*	*	*	*	0	0	0
17 - 18	*	0	*	*	*	*	*	0	0	0
18 - 19	*	0	*	*	*	*	*	0	0	0
19 - 20	*	0	*	*	*	*	*	0	0	0
20 - 21	*	0	*	*	*	*	*	0	0	0
21 - 22	*	0	*	*	*	*	*	0	0	0
22 - 23	*	0	*	*	*	*	*	0	0	0
23 - 24	*	0	*	*	*	*	*	0	0	0
Totals	0	0	0	0	0	0	0			
% of Total	0%	0%	0%	0%	0%	0%	0%			

Incoming Weekly Speeds
TBL facing KL March 2025

from Tue-Mar-11-2025-08-00-AM to Wed-Apr-02-2025-08-59-AM

	10/03/2025	to	16/03/2025							
	Monday	Tuesday	Wednesday	Thursday	Friday	Saturday	Sunday	Week	Weekend	Week Day 85%
Hour	10/03/2025	11/03/2025	12/03/2025	13/03/2025	14/03/2025	15/03/2025	16/03/2025	Day Avg	Avg	Avg Speed
0 - 1	*	*	34	32.75	31	31.16	35	32.9	32.65	37.37
1 - 2	*	*	32	27	30.33	11.59	34.14	30.33	14.18	35
2 - 3	*	*	27	34.5	0	17.7	34.62	32	25.22	40
3 - 4	*	*	30.5	28.67	32	35	34.5	30.42	34.78	37.5
4 - 5	*	*	36.75	33.82	32.2	33.67	32.56	34.39	33	40.43
5 - 6	*	*	30.24	29.57	32.73	29.33	31.1	30.85	29.9	37.07
6 - 7	*	*	31.61	31.32	30.93	31.27	29.69	31.3	30.61	37.1
7 - 8	*	*	29.96	29.91	30.59	31.04	31.22	30.16	31.1	35.23
8 - 9	*	29.59	29.05	29.87	29.82	30.78	30.21	29.57	30.61	34.55
9 - 10	*	29.56	30.02	29.46	28.85	30.12	30.32	29.44	30.2	34.72
10 - 11	*	29.27	28.6	29.89	28.72	29.38	30.71	29.08	29.98	34.32
11 - 12	*	29.37	29.03	24.04	29.84	29.58	30.16	27.86	29.83	34.3
12 - 13	*	28.88	29.65	27.77	29.55	29.97	29.03	28.97	29.52	34.38
13 - 14	*	29.8	28.75	29.33	29.39	28.44	30.49	29.33	29.4	34.62
14 - 15	*	29.32	27.68	29.29	30.36	30	30.34	29.13	30.16	34.92
15 - 16	*	28.83	28.77	29.52	30.08	29.6	30.28	29.31	29.91	34.58
16 - 17	*	29.46	28.91	28.35	29.47	30.19	30.04	29.05	30.11	34.38
17 - 18	*	29.35	29.88	29.37	29.01	30.47	29.84	29.39	30.2	34.97
18 - 19	*	29.34	28.73	29.24	28.49	29.29	29.63	28.92	29.43	34.28
19 - 20	*	28.8	28.8	28.91	28.99	29.91	30.53	28.88	30.16	34.75
20 - 21	*	29.69	28.93	29.48	30.11	30.67	32.07	29.57	31.27	34.48
21 - 22	*	29.64	30.13	28.91	29.98	28.81	31.73	29.69	29.62	36.38
22 - 23	*	31.27	31.17	31.07	29.38	28.78	30.17	30.53	29.22	36.38
23 - 24	*	31.1	29.87	30.93	28	29.81	29.5	29.75	29.73	36.72
Totals	0	29.4	29.3	29.1	29.6	29.5	30.3			
% of Total	0%	16.59%	16.53%	16.42%	16.7%	16.65%	17.1%			

Incoming Weekly Speeds
TBL facing KL March 2025

from Tue-Mar-11-2025-08-00-AM to Wed-Apr-02-2025-08-59-AM

	17/03/2025	to	23/03/2025							
	Monday	Tuesday	Wednesday	Thursday	Friday	Saturday	Sunday	Week	Weekend	Week Day 85%
Hour	17/03/2025	18/03/2025	19/03/2025	20/03/2025	21/03/2025	22/03/2025	23/03/2025	Day Avg	Avg	Avg Speed
0 - 1	30.25	26	32	31.44	29	29.57	0	29.94	29.57	34
1 - 2	25.75	31	27	34	31	20.52	0	30.5	20.52	35
2 - 3	24.5	32	0	24.2	32	30.33	0	26	30.33	35.62
3 - 4	12.04	32.14	32	30.33	32.12	27.55	0	21.09	27.55	38.34
4 - 5	31.56	32	33.11	35.12	37.2	32	0	33.54	32	42
5 - 6	32.67	33.04	32.46	32.14	32.75	30.31	0	32.6	30.31	38.74
6 - 7	30.71	32.03	32.34	31.97	31.43	30.58	0	31.72	30.58	37.38
7 - 8	30.32	30.66	31.03	30.11	30.35	31.02	0	30.49	31.02	35.46
8 - 9	29.27	29.86	29.86	30.24	30.01	30.38	0	29.85	30.38	34.72
9 - 10	29.55	31.24	30.4	30.24	30.4	29.64	0	30.35	29.64	35.6
10 - 11	28.3	29.17	30.38	30.19	28.94	29.49	0	29.36	29.49	34.68
11 - 12	28.46	29.16	29.31	29.55	28.86	29.52	0	29.05	29.52	34.14
12 - 13	29.6	28.97	29.12	29.54	29.5	28.91	0	29.34	28.91	34.56
13 - 14	30.07	31.09	29.36	29.53	29.74	29.41	0	29.91	29.41	35.14
14 - 15	29.18	29.78	29.34	28.92	29.19	30.51	0	29.27	30.51	34.68
15 - 16	29.98	28.86	28.87	28.71	28.25	29.4	0	28.91	29.4	34.14
16 - 17	29.54	29.52	28.03	29.51	29.33	29.06	0	29.18	29.06	34.32
17 - 18	29.02	28.88	29.68	29.6	29.48	30.15	0	29.31	30.15	34.7
18 - 19	28.44	29.22	29.7	29.91	28.91	29.64	0	29.23	29.64	34.52
19 - 20	28.91	28.25	28.67	28.91	28.89	0	0	28.72	0	34.16
20 - 21	28.82	29.27	28.7	29.24	28.85	0	0	28.97	0	34.82
21 - 22	29.41	30.49	29.12	28.89	28.18	0	0	29.2	0	34.82
22 - 23	30.91	30.95	30.36	30.73	29.49	0	0	30.4	0	36.04
23 - 24	30.54	30	31.07	32.57	29.41	0	0	30.8	0	36.5
Totals	29.3	29.7	29.7	29.8	29.5	29.6	0			
% of Total	16.5%	16.72%	16.72%	16.78%	16.61%	16.67%	0%			

Incoming Weekly Speeds
TBL facing KL March 2025

from Tue-Mar-11-2025-08-00-AM to Wed-Apr-02-2025-08-59-AM

	24/03/2025	to	30/03/2025							
	Monday	Tuesday	Wednesday	Thursday	Friday	Saturday	Sunday	Week	Weekend	Week Day 85%
Hour	24/03/2025	25/03/2025	26/03/2025	27/03/2025	28/03/2025	29/03/2025	30/03/2025	Day Avg	Avg	Avg Speed
0 - 1	0	0	0	0	0	0	0	0	0	0
1 - 2	0	0	0	0	0	0	0	0	0	0
2 - 3	0	0	0	0	0	0	0	0	0	0
3 - 4	0	0	0	0	0	0	0	0	0	0
4 - 5	0	0	0	0	0	0	0	0	0	0
5 - 6	0	0	0	0	0	0	0	0	0	0
6 - 7	0	0	0	0	0	0	0	0	0	0
7 - 8	0	0	0	0	0	0	0	0	0	0
8 - 9	0	0	0	0	0	0	0	0	0	0
9 - 10	0	0	0	0	0	0	0	0	0	0
10 - 11	0	0	0	0	0	0	0	0	0	0
11 - 12	0	0	0	0	0	0	0	0	0	0
12 - 13	0	0	0	0	0	0	0	0	0	0
13 - 14	0	0	0	0	0	0	0	0	0	0
14 - 15	0	0	0	0	0	0	0	0	0	0
15 - 16	0	0	0	0	0	0	0	0	0	0
16 - 17	0	0	0	0	0	0	0	0	0	0
17 - 18	0	0	0	0	0	0	0	0	0	0
18 - 19	0	0	0	0	0	0	0	0	0	0
19 - 20	0	0	0	0	0	0	0	0	0	0
20 - 21	0	0	0	0	0	0	0	0	0	0
21 - 22	0	0	0	0	0	0	0	0	0	0
22 - 23	0	0	0	0	0	0	0	0	0	0
23 - 24	0	0	0	0	0	0	0	0	0	0
Totals	0	0	0	0	0	0	0			
% of Total	0%	0%	0%	0%	0%	0%	0%			

Incoming Weekly Speeds
TBL facing KL March 2025

from Tue-Mar-11-2025-08-00-AM to Wed-Apr-02-2025-08-59-AM

	31/03/2025	to	06/04/2025							
	Monday	Tuesday	Wednesday	Thursday	Friday	Saturday	Sunday	Week	Weekend	Week Day 85%
Hour	31/03/2025	01/04/2025	02/04/2025	03/04/2025	04/04/2025	05/04/2025	06/04/2025	Day Avg	Avg	Avg Speed
0 - 1	0	0	0	*	*	*	*	*	*	0
1 - 2	0	0	0	*	*	*	*	*	*	0
2 - 3	0	0	0	*	*	*	*	*	*	0
3 - 4	0	0	0	*	*	*	*	*	*	0
4 - 5	0	0	0	*	*	*	*	*	*	0
5 - 6	0	0	0	*	*	*	*	*	*	0
6 - 7	0	0	0	*	*	*	*	*	*	0
7 - 8	0	0	0	*	*	*	*	*	*	0
8 - 9	0	0	0	*	*	*	*	*	*	0
9 - 10	0	0	*	*	*	*	*	*	*	0
10 - 11	0	0	*	*	*	*	*	*	*	0
11 - 12	0	0	*	*	*	*	*	*	*	0
12 - 13	0	0	*	*	*	*	*	*	*	0
13 - 14	0	0	*	*	*	*	*	*	*	0
14 - 15	0	0	*	*	*	*	*	*	*	0
15 - 16	0	0	*	*	*	*	*	*	*	0
16 - 17	0	0	*	*	*	*	*	*	*	0
17 - 18	0	0	*	*	*	*	*	*	*	0
18 - 19	0	0	*	*	*	*	*	*	*	0
19 - 20	0	0	*	*	*	*	*	*	*	0
20 - 21	0	0	*	*	*	*	*	*	*	0
21 - 22	0	0	*	*	*	*	*	*	*	0
22 - 23	0	0	*	*	*	*	*	*	*	0
23 - 24	0	0	*	*	*	*	*	*	*	0
Totals	0	0	0	0	0	0	0			
% of Total	0%	0%	0%	0%	0%	0%	0%			

Incoming Monthly Speeds
TBL facing KL March 2025

from Tue-Mar-11-2025-08-00-AM to Wed-Apr-02-2025-08-59-AM

	Mar 2025							Week	Weekend	Week Day 85%
Hour	Monday	Tuesday	Wednesday	Thursday	Friday	Saturday	Sunday	Day Avg	Avg	Avg Speed
0 - 1	30.25	26	33.33	32.06	29.89	30.48	35	31.1	31.69	35
1 - 2	25.75	31	30.33	32.83	30.75	14.26	34.14	30.46	15.92	37
2 - 3	24.5	32	27	27.14	32	20.62	34.62	27.5	25.95	35
3 - 4	12.04	32.14	31	29.5	32.09	29.88	34.5	23.02	30.8	35.84
4 - 5	31.56	32	35.19	34.37	33.87	32.67	32.56	33.94	32.63	41.72
5 - 6	32.67	33.04	31.46	31.09	32.74	29.76	31.1	32.03	30.04	38.46
6 - 7	30.71	32.03	31.99	31.62	31.19	30.95	29.69	31.56	30.6	37.2
7 - 8	30.32	30.66	30.47	30.02	30.48	31.03	31.22	30.36	31.06	35.32
8 - 9	29.27	29.79	29.43	30.05	29.92	30.58	30.21	29.74	30.51	34.62
9 - 10	29.55	30.36	30.22	29.82	29.56	29.91	30.32	29.94	30.02	35.04
10 - 11	28.3	29.22	29.44	30.05	28.83	29.44	30.71	29.24	29.8	34.36
11 - 12	28.46	29.26	29.17	26.53	29.29	29.55	30.16	28.54	29.71	34.12
12 - 13	29.6	28.93	29.38	28.63	29.52	29.43	29.03	29.17	29.3	34.44
13 - 14	30.07	30.39	29.07	29.43	29.57	28.95	30.49	29.66	29.4	34.9
14 - 15	29.18	29.54	28.47	29.11	29.79	30.27	30.34	29.21	30.29	34.8
15 - 16	29.98	28.85	28.82	29.12	29.11	29.5	30.28	29.08	29.73	34.34
16 - 17	29.54	29.49	28.43	28.9	29.4	29.59	30.04	29.12	29.73	34.38
17 - 18	29.02	29.09	29.77	29.49	29.23	30.31	29.84	29.34	30.18	34.74
18 - 19	28.44	29.27	29.19	29.55	28.69	29.46	29.63	29.09	29.51	34.46
19 - 20	28.91	28.51	28.73	28.91	28.94	29.91	30.53	28.79	30.16	34.38
20 - 21	28.82	29.5	28.81	29.34	29.45	30.67	32.07	29.23	31.27	34.52
21 - 22	29.41	30.06	29.63	28.9	29.03	28.81	31.73	29.42	29.62	35.36
22 - 23	30.91	31.09	30.69	30.91	29.43	28.78	30.17	30.46	29.22	36.12
23 - 24	30.54	30.73	30.47	31.95	28.84	29.81	29.5	30.37	29.73	36.92
Totals	29.3	29.6	29.5	29.4	29.5	29.5	30.3			
% of Total	14.15%	14.29%	14.24%	14.2%	14.24%	14.24%	14.63%			

Incoming Monthly Speeds
TBL facing KL March 2025

from Tue-Mar-11-2025-08-00-AM to Wed-Apr-02-2025-08-59-AM

Hour	Apr 2025							Week Day Avg	Weekend Avg	Week Day 85% Avg Speed
	Monday	Tuesday	Wednesday	Thursday	Friday	Saturday	Sunday			
0 - 1	*	0	0	*	*	*	*	*	*	0
1 - 2	*	0	0	*	*	*	*	*	*	0
2 - 3	*	0	0	*	*	*	*	*	*	0
3 - 4	*	0	0	*	*	*	*	*	*	0
4 - 5	*	0	0	*	*	*	*	*	*	0
5 - 6	*	0	0	*	*	*	*	*	*	0
6 - 7	*	0	0	*	*	*	*	*	*	0
7 - 8	*	0	0	*	*	*	*	*	*	0
8 - 9	*	0	0	*	*	*	*	*	*	0
9 - 10	*	0	*	*	*	*	*	*	*	0
10 - 11	*	0	*	*	*	*	*	*	*	0
11 - 12	*	0	*	*	*	*	*	*	*	0
12 - 13	*	0	*	*	*	*	*	*	*	0
13 - 14	*	0	*	*	*	*	*	*	*	0
14 - 15	*	0	*	*	*	*	*	*	*	0
15 - 16	*	0	*	*	*	*	*	*	*	0
16 - 17	*	0	*	*	*	*	*	*	*	0
17 - 18	*	0	*	*	*	*	*	*	*	0
18 - 19	*	0	*	*	*	*	*	*	*	0
19 - 20	*	0	*	*	*	*	*	*	*	0
20 - 21	*	0	*	*	*	*	*	*	*	0
21 - 22	*	0	*	*	*	*	*	*	*	0
22 - 23	*	0	*	*	*	*	*	*	*	0
23 - 24	*	0	*	*	*	*	*	*	*	0
Totals	0	0	0	0	0	0	0			
% of Total	0%	0%	0%	0%	0%	0%	0%			

Incoming Weekly EightyFifthSpeeds
TBL facing KL March 2025

from Tue-Mar-11-2025-08-00-AM to Wed-Apr-02-2025-08-59-AM

	10/03/2025	to	16/03/2025							
	Monday	Tuesday	Wednesday	Thursday	Friday	Saturday	Sunday	Week	Weekend	Week Day 85%
Hour	10/03/2025	11/03/2025	12/03/2025	13/03/2025	14/03/2025	15/03/2025	16/03/2025	Day Avg	Avg	Avg Speed
0 - 1	*	*	40	38.8	33.3	35	42.5	37.37	38.75	37.37
1 - 2	*	*	40	30	35	26.4	38.8	35	32.6	35
2 - 3	*	*	30	50	0	27.5	45	40	36.25	40
3 - 4	*	*	37.5	35	40	40	40	37.5	40	37.5
4 - 5	*	*	43.3	40	38	40	40	40.43	40	40.43
5 - 6	*	*	34.7	37.5	39	34.4	36.7	37.07	35.55	37.07
6 - 7	*	*	38	37	36.3	39.3	37	37.1	38.15	37.1
7 - 8	*	*	35.4	34.8	35.5	37.3	36.9	35.23	37.1	35.23
8 - 9	*	34.8	34.4	34.7	34.3	36.7	35.6	34.55	36.15	34.55
9 - 10	*	34.6	35.2	34.8	34.3	34.9	35.8	34.72	35.35	34.72
10 - 11	*	34.4	34.2	34.6	34.1	34.7	35.2	34.32	34.95	34.32
11 - 12	*	34.7	34.1	33.2	35.2	34.4	36.9	34.3	35.65	34.3
12 - 13	*	34	35.2	33.6	34.7	36.6	34.2	34.38	35.4	34.38
13 - 14	*	35	34.4	34.5	34.6	34.1	35	34.62	34.55	34.62
14 - 15	*	34.5	34	34.8	36.4	34.8	35.7	34.92	35.25	34.92
15 - 16	*	34.9	33.8	34.4	35.2	34.9	35	34.58	34.95	34.58
16 - 17	*	34.4	34.3	33.8	35	36.6	35.6	34.38	36.1	34.38
17 - 18	*	34.8	35.5	34.8	34.8	36	36	34.97	36	34.97
18 - 19	*	34.7	33.9	34.5	34	34.9	35.6	34.28	35.25	34.28
19 - 20	*	35.5	33.6	35.8	34.1	34.7	37.7	34.75	36.2	34.75
20 - 21	*	34.7	34.5	34.1	34.6	36.5	37.9	34.48	37.2	34.48
21 - 22	*	37	36.7	33.9	37.9	35.9	37.5	36.38	36.7	36.38
22 - 23	*	37	34.7	37.7	36.1	34.6	37.5	36.38	36.05	36.38
23 - 24	*	40	35	38.3	33.6	34.5	35	36.72	34.75	36.72
Totals	0	565	852.4	860.6	816	844.7	893.1			
% of Total	0%	11.69%	17.64%	17.81%	16.89%	17.48%	18.48%			

Incoming Weekly EightyFifthSpeeds
TBL facing KL March 2025

from Tue-Mar-11-2025-08-00-AM to Wed-Apr-02-2025-08-59-AM

	17/03/2025	to	23/03/2025							
	Monday	Tuesday	Wednesday	Thursday	Friday	Saturday	Sunday	Week	Weekend	Week Day 85%
Hour	17/03/2025	18/03/2025	19/03/2025	20/03/2025	21/03/2025	22/03/2025	23/03/2025	Day Avg	Avg	Avg Speed
0 - 1	35	30	35	35	35	35	0	34	35	34
1 - 2	35	35	30	40	35	38.3	0	35	38.3	35
2 - 3	45	35	0	27.5	35	35	0	35.62	35	35.62
3 - 4	26.7	37.5	45	40	42.5	37.5	0	38.34	37.5	38.34
4 - 5	45	40	40	45	40	38.3	0	42	38.3	42
5 - 6	39.1	38.8	38.3	38.5	39	35	0	38.74	35	38.74
6 - 7	35.9	37.8	38.3	37.8	37.1	38.3	0	37.38	38.3	37.38
7 - 8	35.1	35.2	36.1	35	35.9	36.2	0	35.46	36.2	35.46
8 - 9	34.4	34.6	34.7	34.8	35.1	36.3	0	34.72	36.3	34.72
9 - 10	34.4	37.2	35.6	34.8	36	34.4	0	35.6	34.4	35.6
10 - 11	33.8	34	35.2	36.3	34.1	34.7	0	34.68	34.7	34.68
11 - 12	33.3	34.6	34.3	34.2	34.3	34.4	0	34.14	34.4	34.14
12 - 13	34.5	34.3	34.4	34.6	35	34	0	34.56	34	34.56
13 - 14	34.8	37.2	34.7	34.5	34.5	34.4	0	35.14	34.4	35.14
14 - 15	35.4	34.9	34.7	34	34.4	35.6	0	34.68	35.6	34.68
15 - 16	34.9	34.1	34.3	33.8	33.6	34.8	0	34.14	34.8	34.14
16 - 17	34.5	34.7	33.8	34.3	34.3	34.6	0	34.32	34.6	34.32
17 - 18	34.6	34.5	34.4	34.4	35.6	34.7	0	34.7	34.7	34.7
18 - 19	34.5	34.7	34.6	34.6	34.2	34.8	0	34.52	34.8	34.52
19 - 20	34.7	33.7	34.1	34.4	33.9	0	0	34.16	0	34.16
20 - 21	33.8	35.4	34.8	35.4	34.7	0	0	34.82	0	34.82
21 - 22	34.3	36.2	34.1	34.5	35	0	0	34.82	0	34.82
22 - 23	36	36	34.8	36.7	36.7	0	0	36.04	0	36.04
23 - 24	35	35	37.5	40	35	0	0	36.5	0	36.5
Totals	849.7	850.4	818.7	860.1	855.9	676.3	0			
% of Total	17.3%	17.32%	16.67%	17.51%	17.43%	13.77%	0%			

Incoming Weekly EightyFifthSpeeds
 TBL facing KL March 2025

from Tue-Mar-11-2025-08-00-AM to Wed-Apr-02-2025-08-59-AM

	24/03/2025	to	30/03/2025							
	Monday	Tuesday	Wednesday	Thursday	Friday	Saturday	Sunday	Week	Weekend	Week Day 85%
Hour	24/03/2025	25/03/2025	26/03/2025	27/03/2025	28/03/2025	29/03/2025	30/03/2025	Day Avg	Avg	Avg Speed
0 - 1	0	0	0	0	0	0	0	0	0	0
1 - 2	0	0	0	0	0	0	0	0	0	0
2 - 3	0	0	0	0	0	0	0	0	0	0
3 - 4	0	0	0	0	0	0	0	0	0	0
4 - 5	0	0	0	0	0	0	0	0	0	0
5 - 6	0	0	0	0	0	0	0	0	0	0
6 - 7	0	0	0	0	0	0	0	0	0	0
7 - 8	0	0	0	0	0	0	0	0	0	0
8 - 9	0	0	0	0	0	0	0	0	0	0
9 - 10	0	0	0	0	0	0	0	0	0	0
10 - 11	0	0	0	0	0	0	0	0	0	0
11 - 12	0	0	0	0	0	0	0	0	0	0
12 - 13	0	0	0	0	0	0	0	0	0	0
13 - 14	0	0	0	0	0	0	0	0	0	0
14 - 15	0	0	0	0	0	0	0	0	0	0
15 - 16	0	0	0	0	0	0	0	0	0	0
16 - 17	0	0	0	0	0	0	0	0	0	0
17 - 18	0	0	0	0	0	0	0	0	0	0
18 - 19	0	0	0	0	0	0	0	0	0	0
19 - 20	0	0	0	0	0	0	0	0	0	0
20 - 21	0	0	0	0	0	0	0	0	0	0
21 - 22	0	0	0	0	0	0	0	0	0	0
22 - 23	0	0	0	0	0	0	0	0	0	0
23 - 24	0	0	0	0	0	0	0	0	0	0
Totals	0	0	0	0	0	0	0			
% of Total	0%	0%	0%	0%	0%	0%	0%			

Incoming Weekly EightyFifthSpeeds
TBL facing KL March 2025

from Tue-Mar-11-2025-08-00-AM to Wed-Apr-02-2025-08-59-AM

	31/03/2025	to	06/04/2025							
	Monday	Tuesday	Wednesday	Thursday	Friday	Saturday	Sunday	Week	Weekend	Week Day 85%
Hour	31/03/2025	01/04/2025	02/04/2025	03/04/2025	04/04/2025	05/04/2025	06/04/2025	Day Avg	Avg	Avg Speed
0 - 1	0	0	0	*	*	*	*	0	0	0
1 - 2	0	0	0	*	*	*	*	0	0	0
2 - 3	0	0	0	*	*	*	*	0	0	0
3 - 4	0	0	0	*	*	*	*	0	0	0
4 - 5	0	0	0	*	*	*	*	0	0	0
5 - 6	0	0	0	*	*	*	*	0	0	0
6 - 7	0	0	0	*	*	*	*	0	0	0
7 - 8	0	0	0	*	*	*	*	0	0	0
8 - 9	0	0	0	*	*	*	*	0	0	0
9 - 10	0	0	*	*	*	*	*	0	0	0
10 - 11	0	0	*	*	*	*	*	0	0	0
11 - 12	0	0	*	*	*	*	*	0	0	0
12 - 13	0	0	*	*	*	*	*	0	0	0
13 - 14	0	0	*	*	*	*	*	0	0	0
14 - 15	0	0	*	*	*	*	*	0	0	0
15 - 16	0	0	*	*	*	*	*	0	0	0
16 - 17	0	0	*	*	*	*	*	0	0	0
17 - 18	0	0	*	*	*	*	*	0	0	0
18 - 19	0	0	*	*	*	*	*	0	0	0
19 - 20	0	0	*	*	*	*	*	0	0	0
20 - 21	0	0	*	*	*	*	*	0	0	0
21 - 22	0	0	*	*	*	*	*	0	0	0
22 - 23	0	0	*	*	*	*	*	0	0	0
23 - 24	0	0	*	*	*	*	*	0	0	0
Totals	0	0	0	0	0	0	0			
% of Total	0%	0%	0%	0%	0%	0%	0%			

Incoming Monthly EightyFifthSpeeds
TBL facing KL March 2025

from Tue-Mar-11-2025-08-00-AM to Wed-Apr-02-2025-08-59-AM

Hour	Mar 2025							Week Day Avg	Weekend Avg	Week Day 85% Avg Speed
	Monday	Tuesday	Wednesday	Thursday	Friday	Saturday	Sunday			
0 - 1	35	30	37.5	37.5	35	35	42.5	35	38.75	35
1 - 2	35	35	40	40	35	30	38.8	37	34.4	37
2 - 3	45	35	30	30	35	32.5	45	35	38.75	35
3 - 4	26.7	37.5	40	35	40	39	40	35.84	39.5	35.84
4 - 5	45	40	42.5	41.7	39.4	39	40	41.72	39.5	41.72
5 - 6	39.1	38.8	37.1	38.1	39.2	34.3	36.7	38.46	35.5	38.46
6 - 7	35.9	37.8	38.1	37.4	36.8	38.8	37	37.2	37.9	37.2
7 - 8	35.1	35.2	35.7	34.9	35.7	36.7	36.9	35.32	36.8	35.32
8 - 9	34.4	34.6	34.6	34.8	34.7	36.4	35.6	34.62	36	34.62
9 - 10	34.4	35.8	35.4	34.8	34.8	34.6	35.8	35.04	35.2	35.04
10 - 11	33.8	34.2	34.7	35	34.1	34.7	35.2	34.36	34.95	34.36
11 - 12	33.3	34.6	34.2	33.8	34.7	34.4	36.9	34.12	35.65	34.12
12 - 13	34.5	34.1	34.7	34.1	34.8	34.8	34.2	34.44	34.5	34.44
13 - 14	34.8	36.1	34.5	34.5	34.6	34.3	35	34.9	34.65	34.9
14 - 15	35.4	34.7	34.4	34.4	35.1	35.1	35.7	34.8	35.4	34.8
15 - 16	34.9	34.4	34	34.1	34.3	34.9	35	34.34	34.95	34.34
16 - 17	34.5	34.6	34.1	34.1	34.6	35.2	35.6	34.38	35.4	34.38
17 - 18	34.6	34.6	34.8	34.6	35.1	35.1	36	34.74	35.55	34.74
18 - 19	34.5	34.7	34.3	34.6	34.2	34.8	35.6	34.46	35.2	34.46
19 - 20	34.7	34.3	34	34.9	34	34.7	37.7	34.38	36.2	34.38
20 - 21	33.8	34.9	34.6	34.6	34.7	36.5	37.9	34.52	37.2	34.52
21 - 22	34.3	36.5	34.8	34.4	36.8	35.9	37.5	35.36	36.7	35.36
22 - 23	36	36.5	34.6	37.4	36.1	34.6	37.5	36.12	36.05	36.12
23 - 24	35	40	36.7	38.6	34.3	34.5	35	36.92	34.75	36.92

Hour	Apr 2025							Week Day Avg	Weekend Avg	Week Day 85% Avg Speed
	Monday	Tuesday	Wednesday	Thursday	Friday	Saturday	Sunday			
0 - 1	*	0	0	*	*	*	*	0	0	0
1 - 2	*	0	0	*	*	*	*	0	0	0
2 - 3	*	0	0	*	*	*	*	0	0	0
3 - 4	*	0	0	*	*	*	*	0	0	0
4 - 5	*	0	0	*	*	*	*	0	0	0
5 - 6	*	0	0	*	*	*	*	0	0	0
6 - 7	*	0	0	*	*	*	*	0	0	0
7 - 8	*	0	0	*	*	*	*	0	0	0
8 - 9	*	0	0	*	*	*	*	0	0	0
9 - 10	*	0	*	*	*	*	*	0	0	0
10 - 11	*	0	*	*	*	*	*	0	0	0
11 - 12	*	0	*	*	*	*	*	0	0	0
12 - 13	*	0	*	*	*	*	*	0	0	0
13 - 14	*	0	*	*	*	*	*	0	0	0
14 - 15	*	0	*	*	*	*	*	0	0	0
15 - 16	*	0	*	*	*	*	*	0	0	0
16 - 17	*	0	*	*	*	*	*	0	0	0
17 - 18	*	0	*	*	*	*	*	0	0	0
18 - 19	*	0	*	*	*	*	*	0	0	0
19 - 20	*	0	*	*	*	*	*	0	0	0
20 - 21	*	0	*	*	*	*	*	0	0	0
21 - 22	*	0	*	*	*	*	*	0	0	0
22 - 23	*	0	*	*	*	*	*	0	0	0
23 - 24	*	0	*	*	*	*	*	0	0	0

Summary of Violators

TBL facing KL March 2025

from Tue-Mar-11-2025-08-00-AM to Wed-Apr-02-2025-08-59-AM

Starting Hour	Count	Average Speed of all Traffic	Violator Counts	Average Speed of Violators
00:00:00	0	N/A	N/A	N/A
01:00:00	0	N/A	N/A	N/A
02:00:00	0	N/A	N/A	N/A
03:00:00	0	N/A	N/A	N/A
04:00:00	0	N/A	N/A	N/A
05:00:00	0	N/A	N/A	N/A
06:00:00	0	N/A	N/A	N/A
07:00:00	0	N/A	N/A	N/A
08:00:00	108	6.5	15	38.5
09:00:00	187	8.2	24	38.3
10:00:00	164	8.9	18	38.9
11:00:00	140	9.9	18	39.2
12:00:00	198	7.8	19	38.6
13:00:00	190	7.8	27	38.2
14:00:00	246	6.4	31	38.6
15:00:00	254	6.8	36	38.1
16:00:00	277	5.6	30	37.7
17:00:00	293	6.3	36	38.6
18:00:00	203	7.6	29	37.8
19:00:00	157	8.9	23	37.7
20:00:00	126	12.3	19	39.1
21:00:00	74	15.1	16	37.8
22:00:00	32	21.9	6	38.3
23:00:00	8	28.4	3	42.5
00:00:00	9	24.2	1	37.5
01:00:00	3	39.2	2	45.0
02:00:00	1	27.5	0	0.0
03:00:00	5	25.0	1	37.5
04:00:00	13	31.0	9	40.3
05:00:00	32	18.0	3	37.5
06:00:00	114	12.9	27	39.5
07:00:00	287	6.1	46	38.9
08:00:00	355	4.9	44	38.3
09:00:00	183	8.7	28	38.4
10:00:00	172	8.2	16	38.4
11:00:00	181	8.7	21	38.7
12:00:00	176	8.7	23	38.4
13:00:00	181	7.8	23	38.8
14:00:00	255	6.4	28	39.8
15:00:00	265	5.6	19	38.6
16:00:00	252	6.0	26	37.9
17:00:00	252	6.5	45	38.5
18:00:00	229	6.4	16	39.4
19:00:00	165	9.2	16	38.8
20:00:00	106	12.2	13	39.8
21:00:00	78	17.0	16	40.0
22:00:00	35	18.6	3	40.8
23:00:00	16	23.1	2	40.0

Summary of Violators
TBL facing KL March 2025

from Tue-Mar-11-2025-08-00-AM to Wed-Apr-02-2025-08-59-AM

00:00:00	8	28.4	4	37.5
01:00:00	2	27.5	0	0.0
02:00:00	2	35.0	1	47.5
03:00:00	3	29.2	0	0.0
04:00:00	9	33.6	3	39.2
05:00:00	31	25.5	7	38.2
06:00:00	120	11.6	29	39.1
07:00:00	263	6.6	38	38.4
08:00:00	328	5.0	44	38.2
09:00:00	192	7.9	25	38.7
10:00:00	145	8.7	16	38.4
11:00:00	197	7.1	15	38.2
12:00:00	187	7.2	12	38.3
13:00:00	175	7.9	18	37.5
14:00:00	233	7.4	33	38.6
15:00:00	245	6.4	27	38.8
16:00:00	300	5.1	22	38.2
17:00:00	299	6.1	43	38.4
18:00:00	220	7.9	27	39.0
19:00:00	169	10.0	27	38.4
20:00:00	89	12.6	9	38.6
21:00:00	62	15.5	6	40.0
22:00:00	48	23.3	14	39.3
23:00:00	16	31.3	4	41.3
00:00:00	4	23.1	0	0.0
01:00:00	3	30.8	0	0.0
02:00:00	0	N/A	N/A	N/A
03:00:00	3	32.5	1	37.5
04:00:00	10	26.5	5	37.5
05:00:00	25	20.0	7	38.2
06:00:00	115	12.7	26	39.6
07:00:00	269	5.8	44	38.0
08:00:00	299	5.1	31	38.0
09:00:00	203	7.6	20	39.3
10:00:00	161	9.1	15	38.5
11:00:00	167	8.5	26	38.3
12:00:00	220	7.8	31	38.8
13:00:00	227	6.7	26	38.3
14:00:00	246	7.0	46	38.7
15:00:00	277	6.9	38	39.3
16:00:00	295	6.4	46	39.5
17:00:00	284	6.2	40	38.5
18:00:00	260	6.5	31	38.5
19:00:00	203	7.4	16	40.9
20:00:00	103	13.7	13	41.3
21:00:00	73	15.9	17	39.3
22:00:00	52	16.0	10	38.0
23:00:00	21	22.6	2	40.0
00:00:00	20	23.9	3	40.8

Summary of Violators
 TBL facing KL March 2025

from Tue-Mar-11-2025-08-00-AM to Wed-Apr-02-2025-08-59-AM

01:00:00	54	5.1	0	0.0
02:00:00	11	16.8	1	42.5
03:00:00	5	35.5	2	40.0
04:00:00	3	32.5	1	37.5
05:00:00	20	26.1	4	38.8
06:00:00	39	22.6	10	40.0
07:00:00	85	15.8	21	38.9
08:00:00	127	11.4	28	38.6
09:00:00	197	7.7	28	39.1
10:00:00	227	7.0	29	38.7
11:00:00	246	6.5	25	38.1
12:00:00	249	8.0	47	39.1
13:00:00	208	7.3	18	38.6
14:00:00	191	7.9	24	38.8
15:00:00	203	8.1	32	38.6
16:00:00	183	9.3	34	39.7
17:00:00	196	8.3	35	39.1
18:00:00	175	9.3	25	39.1
19:00:00	147	9.6	22	38.6
20:00:00	81	16.1	14	40.7
21:00:00	68	15.4	11	38.4
22:00:00	53	18.5	9	37.5
23:00:00	28	23.6	3	39.2
00:00:00	15	28.0	8	40.0
01:00:00	8	34.4	4	37.5
02:00:00	8	26.9	2	45.0
03:00:00	4	35.0	2	40.0
04:00:00	9	33.1	4	38.8
05:00:00	10	28.3	3	37.5
06:00:00	25	24.7	5	38.5
07:00:00	44	20.1	11	38.4
08:00:00	54	17.2	9	38.6
09:00:00	142	10.1	25	39.1
10:00:00	183	8.2	27	39.0
11:00:00	167	9.6	37	38.0
12:00:00	218	7.6	22	39.1
13:00:00	194	8.8	27	39.0
14:00:00	182	9.2	30	38.8
15:00:00	156	9.3	24	39.2
16:00:00	188	8.7	30	38.5
17:00:00	150	9.9	28	38.2
18:00:00	116	11.5	18	38.3
19:00:00	99	14.7	24	39.0
20:00:00	59	17.9	12	40.4
21:00:00	28	19.1	7	39.6
22:00:00	25	26.8	5	38.5
23:00:00	10	31.0	3	37.5
00:00:00	9	24.2	1	37.5
01:00:00	4	26.3	1	37.5

Summary of Violators
TBL facing KL March 2025

from Tue-Mar-11-2025-08-00-AM to Wed-Apr-02-2025-08-59-AM

02:00:00	2	25.0	1	42.5
03:00:00	24	4.0	1	37.5
04:00:00	7	33.2	3	42.5
05:00:00	34	23.7	12	38.8
06:00:00	100	12.0	16	38.8
07:00:00	255	5.8	40	37.9
08:00:00	317	5.4	37	38.3
09:00:00	195	7.5	24	38.1
10:00:00	178	8.6	17	38.7
11:00:00	178	7.3	11	38.9
12:00:00	169	8.9	20	38.8
13:00:00	210	7.0	25	38.9
14:00:00	214	8.0	36	39.2
15:00:00	247	7.1	37	38.9
16:00:00	285	5.8	32	38.4
17:00:00	282	6.1	35	38.2
18:00:00	210	7.5	24	38.3
19:00:00	147	10.5	22	39.5
20:00:00	96	10.5	10	38.0
21:00:00	75	13.7	7	38.9
22:00:00	30	24.8	5	40.5
23:00:00	17	27.8	3	39.2
00:00:00	5	26.5	0	0.0
01:00:00	5	31.5	1	42.5
02:00:00	1	32.5	0	0.0
03:00:00	7	27.1	2	37.5
04:00:00	6	32.5	3	39.2
05:00:00	41	21.3	17	39.0
06:00:00	119	11.4	35	38.2
07:00:00	273	5.7	43	37.8
08:00:00	334	4.7	41	38.0
09:00:00	175	10.1	38	39.1
10:00:00	172	8.1	15	37.8
11:00:00	163	9.0	22	38.0
12:00:00	200	7.6	21	38.2
13:00:00	160	9.8	32	38.8
14:00:00	215	7.7	30	38.7
15:00:00	264	6.2	27	38.1
16:00:00	282	5.4	39	38.1
17:00:00	360	5.0	38	38.0
18:00:00	253	6.8	40	38.3
19:00:00	179	8.3	9	39.7
20:00:00	104	13.5	13	38.3
21:00:00	73	15.1	15	37.8
22:00:00	43	20.3	9	39.7
23:00:00	5	30.5	1	37.5
00:00:00	5	32.5	1	37.5
01:00:00	1	27.5	0	0.0
02:00:00	0	N/A	N/A	N/A

Summary of Violators
 TBL facing KL March 2025

from Tue-Mar-11-2025-08-00-AM to Wed-Apr-02-2025-08-59-AM

03:00:00	3	32.5	1	42.5
04:00:00	8	34.4	4	38.8
05:00:00	45	22.0	14	39.3
06:00:00	121	13.3	36	39.2
07:00:00	265	6.7	47	39.0
08:00:00	314	5.3	37	38.6
09:00:00	182	8.8	31	39.0
10:00:00	164	9.3	28	38.4
11:00:00	185	8.3	21	38.9
12:00:00	183	8.1	18	38.6
13:00:00	191	7.8	24	38.1
14:00:00	226	7.3	31	39.0
15:00:00	292	5.9	31	38.6
16:00:00	277	6.0	22	38.0
17:00:00	282	5.5	29	38.5
18:00:00	198	7.2	22	38.9
19:00:00	180	8.9	21	39.2
20:00:00	119	12.0	16	38.4
21:00:00	81	12.4	7	38.9
22:00:00	45	18.2	6	38.3
23:00:00	14	29.8	3	39.2
00:00:00	11	31.6	1	47.5
01:00:00	4	32.5	1	37.5
02:00:00	6	20.0	1	42.5
03:00:00	3	30.8	1	37.5
04:00:00	6	34.2	2	45.0
05:00:00	43	21.5	17	39.0
06:00:00	107	13.2	28	39.5
07:00:00	299	5.8	43	38.8
08:00:00	335	4.9	44	38.0
09:00:00	158	10.1	20	40.0
10:00:00	159	10.7	31	38.8
11:00:00	157	8.6	16	38.8
12:00:00	177	8.9	23	38.6
13:00:00	190	8.7	21	38.9
14:00:00	225	6.9	18	39.7
15:00:00	252	5.8	16	38.8
16:00:00	263	6.0	24	38.3
17:00:00	300	5.6	36	38.8
18:00:00	207	7.5	24	39.0
19:00:00	155	9.5	19	38.3
20:00:00	112	11.5	17	39.3
21:00:00	80	14.1	10	38.5
22:00:00	40	21.1	7	38.9
23:00:00	25	29.0	8	40.6
00:00:00	5	30.5	1	37.5
01:00:00	6	30.0	1	37.5
02:00:00	1	32.5	0	0.0
03:00:00	8	27.2	2	42.5

Summary of Violators
 TBL facing KL March 2025

from Tue-Mar-11-2025-08-00-AM to Wed-Apr-02-2025-08-59-AM

04:00:00	5	30.0	4	40.0
05:00:00	43	18.4	17	39.3
06:00:00	114	12.6	27	38.8
07:00:00	240	6.8	39	38.7
08:00:00	325	5.7	52	38.4
09:00:00	180	9.5	34	38.8
10:00:00	174	8.2	17	38.1
11:00:00	203	7.2	21	38.0
12:00:00	224	7.1	33	38.6
13:00:00	247	6.5	31	38.5
14:00:00	225	6.9	26	38.7
15:00:00	311	4.7	17	37.8
16:00:00	285	5.8	25	38.5
17:00:00	256	7.2	44	38.6
18:00:00	243	8.0	31	40.1
19:00:00	172	8.0	12	38.3
20:00:00	130	11.4	17	38.7
21:00:00	72	15.2	11	38.9
22:00:00	47	21.3	10	38.5
23:00:00	36	20.8	5	39.5
00:00:00	14	28.4	2	42.5
01:00:00	24	16.9	5	40.5
02:00:00	2	30.0	0	0.0
03:00:00	11	26.8	3	37.5
04:00:00	9	33.6	4	37.5
05:00:00	15	20.7	2	40.0
06:00:00	36	20.3	9	40.3
07:00:00	102	11.8	18	38.9
08:00:00	139	10.4	26	37.9
09:00:00	181	8.5	23	39.0
10:00:00	236	6.5	30	38.5
11:00:00	257	6.5	29	38.7
12:00:00	251	6.0	22	38.9
13:00:00	253	6.2	26	39.2
14:00:00	207	7.8	30	38.7
15:00:00	197	7.8	31	38.3
16:00:00	205	7.9	26	38.1
17:00:00	209	7.3	25	38.5
18:00:00	178	9.3	26	39.2
19:00:00	10	10.0	0	0.0
20:00:00	0	N/A	N/A	N/A
21:00:00	0	N/A	N/A	N/A
22:00:00	0	N/A	N/A	N/A
23:00:00	0	N/A	N/A	N/A
00:00:00	0	N/A	N/A	N/A
01:00:00	0	N/A	N/A	N/A
02:00:00	0	N/A	N/A	N/A
03:00:00	0	N/A	N/A	N/A
04:00:00	0	N/A	N/A	N/A

Summary of Violators
TBL facing KL March 2025

from Tue-Mar-11-2025-08-00-AM to Wed-Apr-02-2025-08-59-AM

05:00:00	0	N/A	N/A	N/A
06:00:00	0	N/A	N/A	N/A
07:00:00	0	N/A	N/A	N/A
08:00:00	0	N/A	N/A	N/A
09:00:00	0	N/A	N/A	N/A
10:00:00	0	N/A	N/A	N/A
11:00:00	0	N/A	N/A	N/A
12:00:00	0	N/A	N/A	N/A
13:00:00	0	N/A	N/A	N/A
14:00:00	0	N/A	N/A	N/A
15:00:00	0	N/A	N/A	N/A
16:00:00	0	N/A	N/A	N/A
17:00:00	0	N/A	N/A	N/A
18:00:00	0	N/A	N/A	N/A
19:00:00	0	N/A	N/A	N/A
20:00:00	0	N/A	N/A	N/A
21:00:00	0	N/A	N/A	N/A
22:00:00	0	N/A	N/A	N/A
23:00:00	0	N/A	N/A	N/A
00:00:00	0	N/A	N/A	N/A
01:00:00	0	N/A	N/A	N/A
02:00:00	0	N/A	N/A	N/A
03:00:00	0	N/A	N/A	N/A
04:00:00	0	N/A	N/A	N/A
05:00:00	0	N/A	N/A	N/A
06:00:00	0	N/A	N/A	N/A
07:00:00	0	N/A	N/A	N/A
08:00:00	0	N/A	N/A	N/A
09:00:00	0	N/A	N/A	N/A
10:00:00	0	N/A	N/A	N/A
11:00:00	0	N/A	N/A	N/A
12:00:00	0	N/A	N/A	N/A
13:00:00	0	N/A	N/A	N/A
14:00:00	0	N/A	N/A	N/A
15:00:00	0	N/A	N/A	N/A
16:00:00	0	N/A	N/A	N/A
17:00:00	0	N/A	N/A	N/A
18:00:00	0	N/A	N/A	N/A
19:00:00	0	N/A	N/A	N/A
20:00:00	0	N/A	N/A	N/A
21:00:00	0	N/A	N/A	N/A
22:00:00	0	N/A	N/A	N/A
23:00:00	0	N/A	N/A	N/A
00:00:00	0	N/A	N/A	N/A
01:00:00	0	N/A	N/A	N/A
02:00:00	0	N/A	N/A	N/A
03:00:00	0	N/A	N/A	N/A
04:00:00	0	N/A	N/A	N/A
05:00:00	0	N/A	N/A	N/A

Summary of Violators
TBL facing KL March 2025

from Tue-Mar-11-2025-08-00-AM to Wed-Apr-02-2025-08-59-AM

06:00:00	0	N/A	N/A	N/A
07:00:00	0	N/A	N/A	N/A
08:00:00	0	N/A	N/A	N/A
09:00:00	0	N/A	N/A	N/A
10:00:00	0	N/A	N/A	N/A
11:00:00	0	N/A	N/A	N/A
12:00:00	0	N/A	N/A	N/A
13:00:00	0	N/A	N/A	N/A
14:00:00	0	N/A	N/A	N/A
15:00:00	0	N/A	N/A	N/A
16:00:00	0	N/A	N/A	N/A
17:00:00	0	N/A	N/A	N/A
18:00:00	0	N/A	N/A	N/A
19:00:00	0	N/A	N/A	N/A
20:00:00	0	N/A	N/A	N/A
21:00:00	0	N/A	N/A	N/A
22:00:00	0	N/A	N/A	N/A
23:00:00	0	N/A	N/A	N/A
00:00:00	0	N/A	N/A	N/A
01:00:00	0	N/A	N/A	N/A
02:00:00	0	N/A	N/A	N/A
03:00:00	0	N/A	N/A	N/A
04:00:00	0	N/A	N/A	N/A
05:00:00	0	N/A	N/A	N/A
06:00:00	0	N/A	N/A	N/A
07:00:00	0	N/A	N/A	N/A
08:00:00	0	N/A	N/A	N/A
09:00:00	0	N/A	N/A	N/A
10:00:00	0	N/A	N/A	N/A
11:00:00	0	N/A	N/A	N/A
12:00:00	0	N/A	N/A	N/A
13:00:00	0	N/A	N/A	N/A
14:00:00	0	N/A	N/A	N/A
15:00:00	0	N/A	N/A	N/A
16:00:00	0	N/A	N/A	N/A
17:00:00	0	N/A	N/A	N/A
18:00:00	0	N/A	N/A	N/A
19:00:00	0	N/A	N/A	N/A
20:00:00	0	N/A	N/A	N/A
21:00:00	0	N/A	N/A	N/A
22:00:00	0	N/A	N/A	N/A
23:00:00	0	N/A	N/A	N/A
00:00:00	0	N/A	N/A	N/A
01:00:00	0	N/A	N/A	N/A
02:00:00	0	N/A	N/A	N/A
03:00:00	0	N/A	N/A	N/A
04:00:00	0	N/A	N/A	N/A
05:00:00	0	N/A	N/A	N/A
06:00:00	0	N/A	N/A	N/A

Summary of Violators
TBL facing KL March 2025

from Tue-Mar-11-2025-08-00-AM to Wed-Apr-02-2025-08-59-AM

07:00:00	0	N/A	N/A	N/A
08:00:00	0	N/A	N/A	N/A
09:00:00	0	N/A	N/A	N/A
10:00:00	0	N/A	N/A	N/A
11:00:00	0	N/A	N/A	N/A
12:00:00	0	N/A	N/A	N/A
13:00:00	0	N/A	N/A	N/A
14:00:00	0	N/A	N/A	N/A
15:00:00	0	N/A	N/A	N/A
16:00:00	0	N/A	N/A	N/A
17:00:00	0	N/A	N/A	N/A
18:00:00	0	N/A	N/A	N/A
19:00:00	0	N/A	N/A	N/A
20:00:00	0	N/A	N/A	N/A
21:00:00	0	N/A	N/A	N/A
22:00:00	0	N/A	N/A	N/A
23:00:00	0	N/A	N/A	N/A
00:00:00	0	N/A	N/A	N/A
01:00:00	0	N/A	N/A	N/A
02:00:00	0	N/A	N/A	N/A
03:00:00	0	N/A	N/A	N/A
04:00:00	0	N/A	N/A	N/A
05:00:00	0	N/A	N/A	N/A
06:00:00	0	N/A	N/A	N/A
07:00:00	0	N/A	N/A	N/A
08:00:00	0	N/A	N/A	N/A
09:00:00	0	N/A	N/A	N/A
10:00:00	0	N/A	N/A	N/A
11:00:00	0	N/A	N/A	N/A
12:00:00	0	N/A	N/A	N/A
13:00:00	0	N/A	N/A	N/A
14:00:00	0	N/A	N/A	N/A
15:00:00	0	N/A	N/A	N/A
16:00:00	0	N/A	N/A	N/A
17:00:00	0	N/A	N/A	N/A
18:00:00	0	N/A	N/A	N/A
19:00:00	0	N/A	N/A	N/A
20:00:00	0	N/A	N/A	N/A
21:00:00	0	N/A	N/A	N/A
22:00:00	0	N/A	N/A	N/A
23:00:00	0	N/A	N/A	N/A
00:00:00	0	N/A	N/A	N/A
01:00:00	0	N/A	N/A	N/A
02:00:00	0	N/A	N/A	N/A
03:00:00	0	N/A	N/A	N/A
04:00:00	0	N/A	N/A	N/A
05:00:00	0	N/A	N/A	N/A
06:00:00	0	N/A	N/A	N/A
07:00:00	0	N/A	N/A	N/A

Summary of Violators
TBL facing KL March 2025

from Tue-Mar-11-2025-08-00-AM to Wed-Apr-02-2025-08-59-AM

08:00:00	0	N/A	N/A	N/A
09:00:00	0	N/A	N/A	N/A
10:00:00	0	N/A	N/A	N/A
11:00:00	0	N/A	N/A	N/A
12:00:00	0	N/A	N/A	N/A
13:00:00	0	N/A	N/A	N/A
14:00:00	0	N/A	N/A	N/A
15:00:00	0	N/A	N/A	N/A
16:00:00	0	N/A	N/A	N/A
17:00:00	0	N/A	N/A	N/A
18:00:00	0	N/A	N/A	N/A
19:00:00	0	N/A	N/A	N/A
20:00:00	0	N/A	N/A	N/A
21:00:00	0	N/A	N/A	N/A
22:00:00	0	N/A	N/A	N/A
23:00:00	0	N/A	N/A	N/A
00:00:00	0	N/A	N/A	N/A
01:00:00	0	N/A	N/A	N/A
02:00:00	0	N/A	N/A	N/A
03:00:00	0	N/A	N/A	N/A
04:00:00	0	N/A	N/A	N/A
05:00:00	0	N/A	N/A	N/A
06:00:00	0	N/A	N/A	N/A
07:00:00	0	N/A	N/A	N/A
08:00:00	0	N/A	N/A	N/A
09:00:00	0	N/A	N/A	N/A
10:00:00	0	N/A	N/A	N/A
11:00:00	0	N/A	N/A	N/A
12:00:00	0	N/A	N/A	N/A
13:00:00	0	N/A	N/A	N/A
14:00:00	0	N/A	N/A	N/A
15:00:00	0	N/A	N/A	N/A
16:00:00	0	N/A	N/A	N/A
17:00:00	0	N/A	N/A	N/A
18:00:00	0	N/A	N/A	N/A
19:00:00	0	N/A	N/A	N/A
20:00:00	0	N/A	N/A	N/A
21:00:00	0	N/A	N/A	N/A
22:00:00	0	N/A	N/A	N/A
23:00:00	0	N/A	N/A	N/A
00:00:00	0	N/A	N/A	N/A
01:00:00	0	N/A	N/A	N/A
02:00:00	0	N/A	N/A	N/A
03:00:00	0	N/A	N/A	N/A
04:00:00	0	N/A	N/A	N/A
05:00:00	0	N/A	N/A	N/A
06:00:00	0	N/A	N/A	N/A
07:00:00	0	N/A	N/A	N/A
08:00:00	0	N/A	N/A	N/A

Summary of Violators
TBL facing KL March 2025

from Tue-Mar-11-2025-08-00-AM to Wed-Apr-02-2025-08-59-AM

09:00:00	0	N/A	N/A	N/A
10:00:00	0	N/A	N/A	N/A
11:00:00	0	N/A	N/A	N/A
12:00:00	0	N/A	N/A	N/A
13:00:00	0	N/A	N/A	N/A
14:00:00	0	N/A	N/A	N/A
15:00:00	0	N/A	N/A	N/A
16:00:00	0	N/A	N/A	N/A
17:00:00	0	N/A	N/A	N/A
18:00:00	0	N/A	N/A	N/A
19:00:00	0	N/A	N/A	N/A
20:00:00	0	N/A	N/A	N/A
21:00:00	0	N/A	N/A	N/A
22:00:00	0	N/A	N/A	N/A
23:00:00	0	N/A	N/A	N/A
00:00:00	0	N/A	N/A	N/A
01:00:00	0	N/A	N/A	N/A
02:00:00	0	N/A	N/A	N/A
03:00:00	0	N/A	N/A	N/A
04:00:00	0	N/A	N/A	N/A
05:00:00	0	N/A	N/A	N/A
06:00:00	0	N/A	N/A	N/A
07:00:00	0	N/A	N/A	N/A
08:00:00	0	N/A	N/A	N/A
09:00:00	0	N/A	N/A	N/A
10:00:00	0	N/A	N/A	N/A
11:00:00	0	N/A	N/A	N/A
12:00:00	0	N/A	N/A	N/A
13:00:00	0	N/A	N/A	N/A
14:00:00	0	N/A	N/A	N/A
15:00:00	0	N/A	N/A	N/A
16:00:00	0	N/A	N/A	N/A
17:00:00	0	N/A	N/A	N/A
18:00:00	0	N/A	N/A	N/A
19:00:00	0	N/A	N/A	N/A
20:00:00	0	N/A	N/A	N/A
21:00:00	0	N/A	N/A	N/A
22:00:00	0	N/A	N/A	N/A
23:00:00	0	N/A	N/A	N/A

Incoming Histogram

TBL facing KL March 2025

from Tue-Mar-11-2025-08-00-AM to Wed-Apr-02-2025-08-59-AM

Date	Starting Hr:min	<15	15 to <20	20 to <25	25 to <30	30 to <35	35 to <40	40 to <45	45 to <50	50 to <55	55 to <60	60 to <65	65 to <70	70 to <75	75 to <80	80 to <85	85 to <90	90 to <95	95 to <100	100 to >105	Total Counts	Avg Speed (MPH)	85pet Speed	10MPH Pace	% in pace	# of Speeders	% Speeders
11/03/2025	00:00	*	*	*	*	*	*	*	*	*	*	*	*	*	*	*	*	*	*	*	*	*	*	*	*	*	*
11/03/2025	01:00	*	*	*	*	*	*	*	*	*	*	*	*	*	*	*	*	*	*	*	*	*	*	*	*	*	*
11/03/2025	02:00	*	*	*	*	*	*	*	*	*	*	*	*	*	*	*	*	*	*	*	*	*	*	*	*	*	*
11/03/2025	03:00	*	*	*	*	*	*	*	*	*	*	*	*	*	*	*	*	*	*	*	*	*	*	*	*	*	*
11/03/2025	04:00	*	*	*	*	*	*	*	*	*	*	*	*	*	*	*	*	*	*	*	*	*	*	*	*	*	*
11/03/2025	05:00	*	*	*	*	*	*	*	*	*	*	*	*	*	*	*	*	*	*	*	*	*	*	*	*	*	*
11/03/2025	06:00	*	*	*	*	*	*	*	*	*	*	*	*	*	*	*	*	*	*	*	*	*	*	*	*	*	*
11/03/2025	07:00	*	*	*	*	*	*	*	*	*	*	*	*	*	*	*	*	*	*	*	*	*	*	*	*	*	*
11/03/2025	08:00	2	7	8	48	45	13	4	0	0	0	0	0	0	0	0	0	0	0	0	127	29.6	34.8	25 to 35	73.2	17	13.4
11/03/2025	09:00	0	4	21	81	61	21	1	1	0	0	0	0	0	0	0	0	0	0	0	190	29.6	34.6	25 to 35	74.7	23	12.1
11/03/2025	10:00	1	1	21	70	43	14	3	1	0	0	0	0	0	0	0	0	0	0	0	154	29.3	34.4	25 to 35	73.4	18	11.7
11/03/2025	11:00	0	5	14	67	35	15	3	0	1	0	0	0	0	0	0	0	0	0	0	140	29.4	34.7	25 to 35	72.9	19	13.6
11/03/2025	12:00	2	3	31	84	64	14	2	1	0	0	0	0	0	0	0	0	0	0	0	201	28.9	34	25 to 35	73.6	17	8.5
11/03/2025	13:00	0	3	26	73	62	25	4	0	0	0	0	0	0	0	0	0	0	0	0	193	29.8	35	25 to 35	69.9	29	15.0
11/03/2025	14:00	1	6	34	100	76	23	7	0	0	0	0	0	0	0	0	0	0	0	0	247	29.3	34.5	25 to 35	71.3	30	12.1
11/03/2025	15:00	6	6	35	109	59	33	4	0	0	0	0	0	0	0	0	0	0	0	0	252	28.8	34.9	25 to 35	66.7	37	14.7
11/03/2025	16:00	6	7	21	109	115	28	1	0	0	0	0	0	0	0	0	0	0	0	0	287	29.5	34.4	25 to 35	78.0	29	10.1
11/03/2025	17:00	6	7	45	91	103	34	4	2	0	0	0	0	0	0	0	0	0	0	0	292	29.4	34.8	25 to 35	66.4	40	13.7
11/03/2025	18:00	4	8	18	68	70	23	2	0	0	0	0	0	0	0	0	0	0	0	0	193	29.3	34.7	25 to 35	71.5	25	13.0
11/03/2025	19:00	3	13	16	49	44	22	2	0	0	0	0	0	0	0	0	0	0	0	0	149	28.8	35.5	25 to 35	62.4	24	16.1
11/03/2025	20:00	0	2	13	57	36	12	5	0	0	0	0	0	0	0	0	0	0	0	0	125	29.7	34.7	25 to 35	74.4	17	13.6
11/03/2025	21:00	2	4	7	20	20	15	1	0	0	0	0	0	0	0	0	0	0	0	0	69	29.6	37	25 to 35	58.0	16	23.2
11/03/2025	22:00	0	0	1	11	12	5	1	0	0	0	0	0	0	0	0	0	0	0	0	30	31.3	37	25 to 35	76.7	6	20.0
11/03/2025	23:00	0	1	0	5	1	1	1	1	0	0	0	0	0	0	0	0	0	0	0	10	31.1	40	25 to 35	60.0	3	30.0
24 Hr Summary		33	77	311	1042	846	298	45	6	1	0	0	0	0	0	0	0	0	0	0	2659	29.4	34.7	25 to 35	71.0	350	13.2

Incoming Histogram

TBL facing KL March 2025

from Tue-Mar-11-2025-08-00-AM to Wed-Apr-02-2025-08-59-AM

Date	Starting Hr:min	<15	15 to <20	20 to <25	25 to <30	30 to <35	35 to <40	40 to <45	45 to <50	50 to <55	55 to <60	60 to <65	65 to <70	70 to <75	75 to <80	80 to <85	85 to <90	90 to <95	95 to <100	100 to >105	Total Counts	Avg Speed (MPH)	85pet Speed	10MPH Pace	% in pace	# of Speeders	% Speeders	
12/03/2025	00:00	0	0	0	2	4	1	0	0	1	0	0	0	0	0	0	0	0	0	0	0	8	34	40	25 to 35	75.0	2	25.0
12/03/2025	01:00	0	0	0	1	0	1	0	0	0	0	0	0	0	0	0	0	0	0	0	0	2	32	40	20 to 30	50.0	1	50.0
12/03/2025	02:00	0	0	0	1	0	0	0	0	0	0	0	0	0	0	0	0	0	0	0	0	1	27	30	20 to 30	100.0	*	*
12/03/2025	03:00	0	0	2	0	2	2	0	0	0	0	0	0	0	0	0	0	0	0	0	0	6	30.5	37.5	30 to 40	66.7	2	33.3
12/03/2025	04:00	0	0	0	2	2	4	3	1	0	0	0	0	0	0	0	0	0	0	0	0	12	36.8	43.3	35 to 45	58.3	8	66.7
12/03/2025	05:00	0	0	3	16	17	5	0	0	0	0	0	0	0	0	0	0	0	0	0	0	41	30.2	34.7	25 to 35	80.5	5	12.2
12/03/2025	06:00	1	1	5	44	40	20	7	2	1	0	0	0	0	0	0	0	0	0	0	0	121	31.6	38	25 to 35	69.4	30	24.8
12/03/2025	07:00	1	8	29	121	93	37	11	0	0	0	0	0	0	0	0	0	0	0	0	0	300	30	35.4	25 to 35	71.3	48	16.0
12/03/2025	08:00	9	9	35	147	108	33	7	0	0	0	0	0	0	0	0	0	0	0	0	0	348	29.1	34.4	25 to 35	73.3	40	11.5
12/03/2025	09:00	1	2	14	71	54	22	4	0	0	0	0	0	0	0	0	0	0	0	0	0	168	30	35.2	25 to 35	74.4	26	15.5
12/03/2025	10:00	3	7	29	71	55	14	4	0	0	0	0	0	0	0	0	0	0	0	0	0	183	28.6	34.2	25 to 35	68.9	18	9.8
12/03/2025	11:00	0	7	19	86	51	14	4	0	0	0	0	0	0	0	0	0	0	0	0	0	181	29	34.1	25 to 35	75.7	18	9.9
12/03/2025	12:00	4	4	18	63	58	23	4	0	0	0	0	0	0	0	0	0	0	0	0	0	174	29.6	35.2	25 to 35	69.5	27	15.5
12/03/2025	13:00	6	3	25	77	47	14	6	0	1	0	0	0	0	0	0	0	0	0	0	0	179	28.8	34.4	25 to 35	69.3	21	11.7
12/03/2025	14:00	20	7	28	112	71	19	5	1	1	0	0	0	0	0	0	0	0	0	0	0	264	27.7	34	25 to 35	69.3	26	9.8
12/03/2025	15:00	2	1	46	120	79	17	4	0	0	0	0	0	0	0	0	0	0	0	0	0	269	28.8	33.8	25 to 35	74.0	21	7.8
12/03/2025	16:00	1	8	37	98	68	24	2	1	0	0	0	0	0	0	0	0	0	0	0	0	239	28.9	34.3	25 to 35	69.5	27	11.3
12/03/2025	17:00	3	8	27	97	86	39	4	0	1	0	0	0	0	0	0	0	0	0	0	0	265	29.9	35.5	25 to 35	69.1	44	16.6
12/03/2025	18:00	1	9	31	90	67	12	4	0	1	0	0	0	0	0	0	0	0	0	0	0	215	28.7	33.9	25 to 35	73.0	17	7.9
12/03/2025	19:00	0	3	18	86	36	10	4	0	0	0	0	0	0	0	0	0	0	0	0	0	157	28.8	33.6	25 to 35	77.7	14	8.9
12/03/2025	20:00	3	2	15	42	29	9	2	2	0	0	0	0	0	0	0	0	0	0	0	0	104	28.9	34.5	25 to 35	68.3	13	12.5
12/03/2025	21:00	1	1	9	33	23	9	5	1	0	0	0	0	0	0	0	0	0	0	0	0	82	30.1	36.7	25 to 35	68.3	15	18.3
12/03/2025	22:00	0	0	2	8	17	1	2	0	0	0	0	0	0	0	0	0	0	0	0	0	30	31.2	34.7	25 to 35	83.3	3	10.0
12/03/2025	23:00	0	0	1	8	4	1	1	0	0	0	0	0	0	0	0	0	0	0	0	0	15	29.9	35	25 to 35	80.0	2	13.3
24 Hr Summary		56	80	393	1396	1011	331	83	8	6	0	0	0	0	0	0	0	0	0	0	0	3364	29.3	34.6	25 to 35	71.6	428	12.7

Incoming Histogram

TBL facing KL March 2025

from Tue-Mar-11-2025-08-00-AM to Wed-Apr-02-2025-08-59-AM

Date	Starting Hr:min	<15	15 to <20	20 to <25	25 to <30	30 to <35	35 to <40	40 to <45	45 to <50	50 to <55	55 to <60	60 to <65	65 to <70	70 to <75	75 to <80	80 to <85	85 to <90	90 to <95	95 to <100	100 to >105	Total Counts	Avg Speed (MPH)	85pet Speed	10MPH Pace	% in pace	# of Speeders	% Speeders	
13/03/2025	00:00	0	0	0	3	1	4	0	0	0	0	0	0	0	0	0	0	0	0	0	0	8	32.8	38.8	30 to 40	62.5	4	50.0
13/03/2025	01:00	0	0	0	1	0	0	0	0	0	0	0	0	0	0	0	0	0	0	0	0	1	27	30	20 to 30	100.0	*	*
13/03/2025	02:00	0	0	1	0	0	0	0	1	0	0	0	0	0	0	0	0	0	0	0	0	2	34.5	50	15 to 25	50.0	1	50.0
13/03/2025	03:00	0	0	0	2	1	0	0	0	0	0	0	0	0	0	0	0	0	0	0	0	3	28.7	35	25 to 35	100.0	*	*
13/03/2025	04:00	0	0	0	2	5	2	2	0	0	0	0	0	0	0	0	0	0	0	0	0	11	33.8	40	25 to 35	63.6	4	36.4
13/03/2025	05:00	0	1	6	13	6	8	1	0	0	0	0	0	0	0	0	0	0	0	0	0	35	29.6	37.5	20 to 30	54.3	9	25.7
13/03/2025	06:00	0	2	7	44	48	22	5	0	1	0	0	0	0	0	0	0	0	0	0	0	129	31.3	37	25 to 35	71.3	28	21.7
13/03/2025	07:00	5	6	20	104	99	29	8	0	0	0	0	0	0	0	0	0	0	0	0	0	271	29.9	34.8	25 to 35	74.9	37	13.7
13/03/2025	08:00	1	5	29	142	110	40	3	1	0	0	0	0	0	0	0	0	0	0	0	0	331	29.9	34.7	25 to 35	76.1	44	13.3
13/03/2025	09:00	5	3	20	64	60	20	4	1	0	0	0	0	0	0	0	0	0	0	0	0	177	29.5	34.8	25 to 35	70.1	25	14.1
13/03/2025	10:00	0	4	12	56	54	14	3	0	0	0	0	0	0	0	0	0	0	0	0	0	143	29.9	34.6	25 to 35	76.9	17	11.9
13/03/2025	11:00	42	13	19	65	47	11	2	0	0	0	0	0	0	0	0	0	0	0	0	0	199	24	33.2	25 to 35	56.3	13	6.5
13/03/2025	12:00	9	10	19	82	58	11	2	0	0	0	0	0	0	0	0	0	0	0	0	0	191	27.8	33.6	25 to 35	73.3	13	6.8
13/03/2025	13:00	1	6	22	62	61	18	2	0	0	0	0	0	0	0	0	0	0	0	0	0	172	29.3	34.5	25 to 35	71.5	20	11.6
13/03/2025	14:00	5	7	28	92	76	28	3	2	0	0	0	0	0	0	0	0	0	0	0	0	241	29.3	34.8	25 to 35	69.7	33	13.7
13/03/2025	15:00	1	4	34	92	89	22	5	0	0	0	0	0	0	0	0	0	0	0	0	0	247	29.5	34.4	25 to 35	73.3	27	10.9
13/03/2025	16:00	10	11	35	128	98	20	3	0	0	0	0	0	0	0	0	0	0	0	0	0	305	28.4	33.8	25 to 35	74.1	23	7.5
13/03/2025	17:00	7	7	26	117	87	34	4	2	0	0	0	0	0	0	0	0	0	0	0	0	284	29.4	34.8	25 to 35	71.8	40	14.1
13/03/2025	18:00	2	6	29	95	66	19	7	1	0	0	0	0	0	0	0	0	0	0	0	0	225	29.2	34.5	25 to 35	71.6	27	12.0
13/03/2025	19:00	3	13	14	67	38	24	5	0	0	0	0	0	0	0	0	0	0	0	0	0	164	28.9	35.8	25 to 35	64.0	29	17.7
13/03/2025	20:00	0	1	6	38	27	6	1	0	0	0	0	0	0	0	0	0	0	0	0	0	79	29.5	34.1	25 to 35	82.3	7	8.9
13/03/2025	21:00	1	2	7	31	18	3	1	2	0	0	0	0	0	0	0	0	0	0	0	0	65	28.9	33.9	25 to 35	75.4	6	9.2
13/03/2025	22:00	0	1	6	11	14	11	1	1	0	0	0	0	0	0	0	0	0	0	0	0	45	31.1	37.7	25 to 35	55.6	13	28.9
13/03/2025	23:00	0	2	1	2	5	3	0	0	1	0	0	0	0	0	0	0	0	0	0	0	14	30.9	38.3	30 to 40	57.1	4	28.6
24 Hr Summary		92	104	341	1313	1068	349	62	11	2	0	0	0	0	0	0	0	0	0	0	3342	29.1	34.6	25 to 35	71.2	424	12.7	

Incoming Histogram

TBL facing KL March 2025

from Tue-Mar-11-2025-08-00-AM to Wed-Apr-02-2025-08-59-AM

Date	Starting Hr:min	<15	15 to <20	20 to <25	25 to <30	30 to <35	35 to <40	40 to <45	45 to <50	50 to <55	55 to <60	60 to <65	65 to <70	70 to <75	75 to <80	80 to <85	85 to <90	90 to <95	95 to <100	100 to >105	Total Counts	Avg Speed (MPH)	85pet Speed	10MPH Pace	% in pace	# of Speeders	% Speeders	
14/03/2025	00:00	0	0	0	1	3	0	0	0	0	0	0	0	0	0	0	0	0	0	0	0	4	31	33.3	25 to 35	100.0	*	*
14/03/2025	01:00	0	0	0	1	2	0	0	0	0	0	0	0	0	0	0	0	0	0	0	0	3	30.3	35	25 to 35	100.0	*	*
14/03/2025	02:00	0	0	0	0	0	0	0	0	0	0	0	0	0	0	0	0	0	0	0	0	0	0	0	*	*	*	*
14/03/2025	03:00	0	0	0	1	1	1	0	0	0	0	0	0	0	0	0	0	0	0	0	0	3	32	40	25 to 35	66.7	1	33.3
14/03/2025	04:00	0	0	2	1	2	5	0	0	0	0	0	0	0	0	0	0	0	0	0	0	10	32.2	38	30 to 40	70.0	5	50.0
14/03/2025	05:00	0	0	2	12	9	10	3	1	0	0	0	0	0	0	0	0	0	0	0	0	37	32.7	39	25 to 35	56.8	14	37.8
14/03/2025	06:00	2	4	4	31	50	15	5	1	0	0	0	0	0	0	0	0	0	0	0	0	112	30.9	36.3	25 to 35	72.3	21	18.8
14/03/2025	07:00	0	4	18	108	107	41	5	0	0	0	0	0	0	0	0	0	0	0	0	0	283	30.6	35.5	25 to 35	76.0	46	16.3
14/03/2025	08:00	1	6	27	110	123	25	3	0	0	0	0	0	0	0	0	0	0	0	0	0	295	29.8	34.3	25 to 35	79.0	28	9.5
14/03/2025	09:00	5	2	31	81	63	16	4	1	0	0	0	0	0	0	0	0	0	0	0	0	203	28.8	34.3	25 to 35	70.9	21	10.3
14/03/2025	10:00	4	6	16	67	49	11	2	1	0	0	0	0	0	0	0	0	0	0	0	0	156	28.7	34.1	25 to 35	74.4	14	9.0
14/03/2025	11:00	3	2	19	63	57	23	4	0	0	0	0	0	0	0	0	0	0	0	0	0	171	29.8	35.2	25 to 35	70.2	27	15.8
14/03/2025	12:00	0	5	29	89	67	24	3	2	0	0	0	0	0	0	0	0	0	0	0	0	219	29.5	34.7	25 to 35	71.2	29	13.2
14/03/2025	13:00	4	8	23	86	84	25	2	1	0	0	0	0	0	0	0	0	0	0	0	0	233	29.4	34.6	25 to 35	73.0	28	12.0
14/03/2025	14:00	1	1	21	110	64	37	7	1	1	0	0	0	0	0	0	0	0	0	0	0	243	30.4	36.4	25 to 35	71.6	46	18.9
14/03/2025	15:00	1	5	31	108	89	30	11	2	0	0	0	0	0	0	0	0	0	0	0	0	277	30.1	35.2	25 to 35	71.1	43	15.5
14/03/2025	16:00	4	8	36	124	79	36	4	2	1	0	0	1	0	0	0	0	0	0	0	0	295	29.5	35	25 to 35	68.8	44	14.9
14/03/2025	17:00	5	9	37	125	73	33	8	0	0	0	0	0	0	0	0	0	0	0	0	0	290	29	34.8	25 to 35	68.3	41	14.1
14/03/2025	18:00	4	7	47	109	72	21	5	0	0	0	0	0	0	0	0	0	0	0	0	0	265	28.5	34	25 to 35	68.3	26	9.8
14/03/2025	19:00	3	8	22	72	58	10	3	3	1	0	0	0	0	0	0	0	0	0	0	0	180	29	34.1	25 to 35	72.2	17	9.4
14/03/2025	20:00	0	2	9	47	35	6	4	2	1	0	0	0	0	0	0	0	0	0	0	0	106	30.1	34.6	25 to 35	77.4	13	12.3
14/03/2025	21:00	2	1	9	20	15	12	4	0	0	0	0	0	0	0	0	0	0	0	0	0	63	30	37.9	25 to 35	55.6	16	25.4
14/03/2025	22:00	0	2	7	24	13	9	1	0	0	0	0	0	0	0	0	0	0	0	0	0	56	29.4	36.1	25 to 35	66.1	10	17.9
14/03/2025	23:00	0	1	5	4	7	0	1	0	0	0	0	0	0	0	0	0	0	0	0	0	18	28	33.6	25 to 35	61.1	1	5.6
24 Hr Summary		39	81	395	1394	1122	390	79	17	4	0	0	1	0	0	0	0	0	0	0	0	3522	29.6	34.8	25 to 35	71.4	491	13.9

Incoming Histogram

TBL facing KL March 2025

from Tue-Mar-11-2025-08-00-AM to Wed-Apr-02-2025-08-59-AM

Date	Starting Hr:min	<15	15 to <20	20 to <25	25 to <30	30 to <35	35 to <40	40 to <45	45 to <50	50 to <55	55 to <60	60 to <65	65 to <70	70 to <75	75 to <80	80 to <85	85 to <90	90 to <95	95 to <100	100 to >105	Total Counts	Avg Speed (MPH)	85pet Speed	10MPH Pace	% in pace	# of Speeders	% Speeders	
15/03/2025	00:00	0	0	0	9	7	2	0	1	0	0	0	0	0	0	0	0	0	0	0	0	19	31.2	35	25 to 35	84.2	3	15.8
15/03/2025	01:00	43	1	0	7	3	0	0	0	0	0	0	0	0	0	0	0	0	0	0	0	54	11.6	26.4	0 to 10	79.6	*	*
15/03/2025	02:00	5	0	2	2	0	0	1	0	0	0	0	0	0	0	0	0	0	0	0	0	10	17.7	27.5	0 to 10	50.0	1	10.0
15/03/2025	03:00	0	0	0	0	3	1	1	0	0	0	0	0	0	0	0	0	0	0	0	0	5	35	40	30 to 40	80.0	2	40.0
15/03/2025	04:00	0	0	0	2	1	2	1	0	0	0	0	0	0	0	0	0	0	0	0	0	6	33.7	40	25 to 35	50.0	3	50.0
15/03/2025	05:00	0	0	4	6	9	2	0	0	0	0	0	0	0	0	0	0	0	0	0	0	21	29.3	34.4	25 to 35	71.4	2	9.5
15/03/2025	06:00	0	1	5	12	10	7	5	0	0	0	0	0	0	0	0	0	0	0	0	0	40	31.3	39.3	25 to 35	55.0	12	30.0
15/03/2025	07:00	0	2	10	22	31	15	4	1	0	0	0	0	0	0	0	0	0	0	0	0	85	31	37.3	25 to 35	62.4	20	23.5
15/03/2025	08:00	0	2	11	48	47	21	6	0	0	0	0	0	0	0	0	0	0	0	0	0	135	30.8	36.7	25 to 35	70.4	27	20.0
15/03/2025	09:00	2	0	20	88	71	24	4	1	1	0	0	0	0	0	0	0	0	0	0	0	211	30.1	34.9	25 to 35	75.4	30	14.2
15/03/2025	10:00	3	4	33	79	72	22	7	0	0	0	0	0	0	0	0	0	0	0	0	0	220	29.4	34.7	25 to 35	68.6	29	13.2
15/03/2025	11:00	2	3	23	103	87	22	3	0	0	0	0	0	0	0	0	0	0	0	0	0	243	29.6	34.4	25 to 35	78.2	25	10.3
15/03/2025	12:00	6	8	21	89	72	34	11	2	0	0	0	0	0	0	0	0	0	0	0	0	243	30	36.6	25 to 35	66.3	47	19.3
15/03/2025	13:00	10	9	20	84	72	14	5	0	0	0	0	0	0	0	0	0	0	0	0	0	214	28.4	34.1	25 to 35	72.9	19	8.9
15/03/2025	14:00	2	4	14	77	71	21	4	1	0	0	0	0	0	0	0	0	0	0	0	0	194	30	34.8	25 to 35	76.3	26	13.4
15/03/2025	15:00	3	5	14	88	55	23	4	1	0	0	0	0	0	0	0	0	0	0	0	0	193	29.6	34.9	25 to 35	74.1	28	14.5
15/03/2025	16:00	1	4	26	66	52	25	8	2	0	1	0	0	0	0	0	0	0	0	0	0	185	30.2	36.6	25 to 35	63.8	36	19.5
15/03/2025	17:00	2	2	18	73	70	31	3	0	1	1	0	0	0	0	0	0	0	0	0	0	201	30.5	36	25 to 35	71.1	36	17.9
15/03/2025	18:00	1	10	20	66	50	20	4	0	0	1	0	0	0	0	0	0	0	0	0	0	172	29.3	34.9	25 to 35	67.4	25	14.5
15/03/2025	19:00	0	4	13	55	50	13	5	0	0	0	0	0	0	0	0	0	0	0	0	0	140	29.9	34.7	25 to 35	75.0	18	12.9
15/03/2025	20:00	0	1	12	24	27	10	4	0	0	0	0	1	0	0	0	0	0	0	0	0	79	30.7	36.5	25 to 35	64.6	15	19.0
15/03/2025	21:00	0	3	14	23	15	11	1	0	0	0	0	0	0	0	0	0	0	0	0	0	67	28.8	35.9	25 to 35	56.7	12	17.9
15/03/2025	22:00	1	0	8	22	12	7	0	0	0	0	0	0	0	0	0	0	0	0	0	0	50	28.8	34.6	25 to 35	68.0	7	14.0
15/03/2025	23:00	0	1	1	15	10	3	1	0	0	0	0	0	0	0	0	0	0	0	0	0	31	29.8	34.5	25 to 35	80.6	4	12.9
24 Hr Summary		81	64	289	1060	897	330	82	9	2	3	0	1	0	0	0	0	0	0	0	0	2818	29.5	35.1	25 to 35	69.4	427	15.2

Incoming Histogram

TBL facing KL March 2025

from Tue-Mar-11-2025-08-00-AM to Wed-Apr-02-2025-08-59-AM

Date	Starting Hr:min	<15	15 to <20	20 to <25	25 to <30	30 to <35	35 to <40	40 to <45	45 to <50	50 to <55	55 to <60	60 to <65	65 to <70	70 to <75	75 to <80	80 to <85	85 to <90	90 to <95	95 to <100	100 to >105	Total Counts	Avg Speed (MPH)	85pet Speed	10MPH Pace	% in pace	# of Speeders	% Speeders	
16/03/2025	00:00	0	0	0	4	1	4	2	1	0	0	0	0	0	0	0	0	0	0	0	0	12	35	42.5	35 to 45	50.0	7	58.3
16/03/2025	01:00	0	0	0	1	2	4	0	0	0	0	0	0	0	0	0	0	0	0	0	0	7	34.1	38.8	30 to 40	85.7	4	57.1
16/03/2025	02:00	0	0	0	1	5	0	1	1	0	0	0	0	0	0	0	0	0	0	0	0	8	34.6	45	25 to 35	75.0	2	25.0
16/03/2025	03:00	0	0	0	1	1	1	1	0	0	0	0	0	0	0	0	0	0	0	0	0	4	34.5	40	25 to 35	50.0	2	50.0
16/03/2025	04:00	0	0	0	4	1	3	1	0	0	0	0	0	0	0	0	0	0	0	0	0	9	32.6	40	25 to 35	55.6	4	44.4
16/03/2025	05:00	0	0	1	3	3	3	0	0	0	0	0	0	0	0	0	0	0	0	0	0	10	31.1	36.7	25 to 35	60.0	3	30.0
16/03/2025	06:00	1	1	3	7	11	5	1	0	0	0	0	0	0	0	0	0	0	0	0	0	29	29.7	37	25 to 35	62.1	6	20.7
16/03/2025	07:00	0	0	6	10	20	8	2	0	0	0	0	0	0	0	0	0	0	0	0	0	46	31.2	36.9	25 to 35	65.2	10	21.7
16/03/2025	08:00	0	0	10	16	21	8	2	0	0	0	0	0	0	0	0	0	0	0	0	0	57	30.2	35.6	25 to 35	64.9	10	17.5
16/03/2025	09:00	0	6	6	61	46	20	2	1	0	1	0	0	0	0	0	0	0	0	0	0	143	30.3	35.8	25 to 35	74.8	24	16.8
16/03/2025	10:00	2	2	10	64	76	21	6	1	0	0	0	0	0	0	0	0	0	0	0	0	182	30.7	35.2	25 to 35	76.9	28	15.4
16/03/2025	11:00	5	5	17	53	57	34	5	0	0	0	0	0	0	0	0	0	0	0	0	0	176	30.2	36.9	25 to 35	62.5	39	22.2
16/03/2025	12:00	3	9	31	79	81	15	4	2	0	0	0	0	0	0	0	0	0	0	0	0	224	29	34.2	25 to 35	71.4	21	9.4
16/03/2025	13:00	0	6	12	64	77	23	4	1	0	0	0	0	0	0	0	0	0	0	0	0	187	30.5	35	25 to 35	75.4	28	15.0
16/03/2025	14:00	4	2	11	63	64	22	6	0	1	0	0	0	0	0	0	0	0	0	0	0	173	30.3	35.7	25 to 35	73.4	29	16.8
16/03/2025	15:00	1	4	13	57	61	19	3	2	0	0	0	0	0	0	0	0	0	0	0	0	160	30.3	35	25 to 35	73.8	24	15.0
16/03/2025	16:00	3	4	17	68	65	25	6	0	0	0	0	0	0	0	0	0	0	0	0	0	188	30	35.6	25 to 35	70.7	31	16.5
16/03/2025	17:00	1	4	19	51	46	21	5	0	0	0	0	0	0	0	0	0	0	0	0	0	147	29.8	36	25 to 35	66.0	26	17.7
16/03/2025	18:00	0	3	16	44	34	17	2	0	0	0	0	0	0	0	0	0	0	0	0	0	116	29.6	35.6	25 to 35	67.2	19	16.4
16/03/2025	19:00	0	3	11	32	26	15	7	0	0	0	0	0	0	0	0	0	0	0	0	0	94	30.5	37.7	25 to 35	61.7	22	23.4
16/03/2025	20:00	0	0	2	20	25	7	5	0	1	0	0	0	0	0	0	0	0	0	0	0	60	32.1	37.9	25 to 35	75.0	13	21.7
16/03/2025	21:00	0	0	0	12	7	6	0	1	0	0	0	0	0	0	0	0	0	0	0	0	26	31.7	37.5	25 to 35	73.1	7	26.9
16/03/2025	22:00	0	1	2	8	7	4	1	0	0	0	0	0	0	0	0	0	0	0	0	0	23	30.2	37.5	25 to 35	65.2	5	21.7
16/03/2025	23:00	0	1	1	2	4	2	0	0	0	0	0	0	0	0	0	0	0	0	0	0	10	29.5	35	25 to 35	60.0	2	20.0
24 Hr Summary		20	51	188	725	741	287	66	10	2	1	0	0	0	0	0	0	0	0	0	2091	30.3	35.9	25 to 35	70.1	366	17.5	

Incoming Histogram

TBL facing KL March 2025

from Tue-Mar-11-2025-08-00-AM to Wed-Apr-02-2025-08-59-AM

Date	Starting Hr:min	<15	15 to <20	20 to <25	25 to <30	30 to <35	35 to <40	40 to <45	45 to <50	50 to <55	55 to <60	60 to <65	65 to <70	70 to <75	75 to <80	80 to <85	85 to <90	90 to <95	95 to <100	100 to >105	Total Counts	Avg Speed (MPH)	85pet Speed	10MPH Pace	% in pace	# of Speeders	% Speeders	
17/03/2025	00:00	0	0	0	4	3	1	0	0	0	0	0	0	0	0	0	0	0	0	0	0	8	30.3	35	25 to 35	87.5	1	12.5
17/03/2025	01:00	1	0	0	1	1	1	0	0	0	0	0	0	0	0	0	0	0	0	0	0	4	25.8	35	25 to 35	50.0	1	25.0
17/03/2025	02:00	1	0	0	0	0	0	1	0	0	0	0	0	0	0	0	0	0	0	0	0	2	24.5	45	0 to 10	50.0	1	50.0
17/03/2025	03:00	20	0	0	3	1	1	0	0	0	0	0	0	0	0	0	0	0	0	0	0	25	12	26.7	0 to 10	80.0	1	4.0
17/03/2025	04:00	0	1	1	2	2	1	1	1	0	0	0	0	0	0	0	0	0	0	0	0	9	31.6	45	25 to 35	44.4	3	33.3
17/03/2025	05:00	0	0	1	12	9	11	3	0	0	0	0	0	0	0	0	0	0	0	0	0	36	32.7	39.1	25 to 35	58.3	14	38.9
17/03/2025	06:00	1	2	5	39	42	16	2	1	0	0	0	0	0	0	0	0	0	0	0	0	108	30.7	35.9	25 to 35	75.0	19	17.6
17/03/2025	07:00	1	1	21	108	96	38	3	0	0	0	0	0	0	0	0	0	0	0	0	0	268	30.3	35.1	25 to 35	76.1	41	15.3
17/03/2025	08:00	4	9	30	131	99	30	2	2	0	0	0	0	0	0	0	0	0	0	0	0	307	29.3	34.4	25 to 35	74.9	34	11.1
17/03/2025	09:00	0	7	12	90	60	20	1	1	0	0	0	0	0	0	0	0	0	0	0	0	191	29.5	34.4	25 to 35	78.5	22	11.5
17/03/2025	10:00	4	8	21	88	46	13	4	0	0	0	0	0	0	0	0	0	0	0	0	0	184	28.3	33.8	25 to 35	72.8	17	9.2
17/03/2025	11:00	2	2	25	89	48	9	1	1	0	0	0	0	0	0	0	0	0	0	0	0	177	28.5	33.3	25 to 35	77.4	11	6.2
17/03/2025	12:00	0	4	16	76	51	15	3	2	0	0	0	0	0	0	0	0	0	0	0	0	167	29.6	34.5	25 to 35	76.0	20	12.0
17/03/2025	13:00	0	2	17	88	68	22	4	1	0	0	0	0	0	0	0	0	0	0	0	0	202	30.1	34.8	25 to 35	77.2	27	13.4
17/03/2025	14:00	2	10	28	98	52	26	8	2	0	0	0	0	0	0	0	0	0	0	0	0	226	29.2	35.4	25 to 35	66.4	36	15.9
17/03/2025	15:00	2	4	27	101	88	29	8	1	0	0	0	0	0	0	0	0	0	0	0	0	260	30	34.9	25 to 35	72.7	38	14.6
17/03/2025	16:00	7	7	20	104	102	26	5	0	0	0	0	0	0	0	0	0	0	0	0	0	271	29.5	34.5	25 to 35	76.0	31	11.4
17/03/2025	17:00	7	10	27	128	82	33	3	1	0	0	0	0	0	0	0	0	0	0	0	0	291	29	34.6	25 to 35	72.2	37	12.7
17/03/2025	18:00	6	11	25	67	59	19	2	1	0	0	0	0	0	0	0	0	0	0	0	0	190	28.4	34.5	25 to 35	66.3	22	11.6
17/03/2025	19:00	3	3	29	51	39	14	4	1	1	0	0	0	0	0	0	0	0	0	0	0	145	28.9	34.7	25 to 35	62.1	20	13.8
17/03/2025	20:00	0	1	14	51	25	8	1	0	0	0	0	0	0	0	0	0	0	0	0	0	100	28.8	33.8	25 to 35	76.0	9	9.0
17/03/2025	21:00	1	1	5	31	23	5	2	0	0	0	0	0	0	0	0	0	0	0	0	0	68	29.4	34.3	25 to 35	79.4	7	10.3
17/03/2025	22:00	0	0	4	9	13	5	0	0	1	0	0	0	0	0	0	0	0	0	0	0	32	30.9	36	25 to 35	68.8	6	18.8
17/03/2025	23:00	0	0	2	3	6	1	1	0	0	0	0	0	0	0	0	0	0	0	0	0	13	30.5	35	25 to 35	69.2	2	15.4
24 Hr Summary		62	83	330	1374	1015	344	59	15	2	0	0	0	0	0	0	0	0	0	0	0	3284	29.3	34.6	25 to 35	72.7	420	12.8

Incoming Histogram

TBL facing KL March 2025

from Tue-Mar-11-2025-08-00-AM to Wed-Apr-02-2025-08-59-AM

Date	Starting Hr:min	<15	15 to <20	20 to <25	25 to <30	30 to <35	35 to <40	40 to <45	45 to <50	50 to <55	55 to <60	60 to <65	65 to <70	70 to <75	75 to <80	80 to <85	85 to <90	90 to <95	95 to <100	100 to >105	Total Counts	Avg Speed (MPH)	85pet Speed	10MPH Pace	% in pace	# of Speeders	% Speeders	
18/03/2025	00:00	0	0	2	2	1	0	0	0	0	0	0	0	0	0	0	0	0	0	0	0	5	26	30	20 to 30	80.0	*	*
18/03/2025	01:00	0	0	0	3	1	0	1	0	0	0	0	0	0	0	0	0	0	0	0	0	5	31	35	25 to 35	80.0	1	20.0
18/03/2025	02:00	0	0	0	0	1	0	0	0	0	0	0	0	0	0	0	0	0	0	0	0	1	32	35	25 to 35	100.0	*	*
18/03/2025	03:00	0	0	0	2	3	2	0	0	0	0	0	0	0	0	0	0	0	0	0	0	7	32.1	37.5	25 to 35	71.4	2	28.6
18/03/2025	04:00	0	1	0	1	1	2	1	0	0	0	0	0	0	0	0	0	0	0	0	0	6	32	40	30 to 40	50.0	3	50.0
18/03/2025	05:00	0	0	2	11	15	13	3	1	0	0	0	0	0	0	0	0	0	0	0	0	45	33	38.8	30 to 40	62.2	17	37.8
18/03/2025	06:00	1	0	8	31	45	34	2	0	1	0	0	0	0	0	0	0	0	0	0	0	122	32	37.8	30 to 40	64.8	37	30.3
18/03/2025	07:00	1	4	18	98	119	42	3	0	0	0	0	0	0	0	0	0	0	0	0	0	285	30.7	35.2	25 to 35	76.1	45	15.8
18/03/2025	08:00	3	4	29	134	125	35	4	0	0	0	0	0	0	0	0	0	0	0	0	0	334	29.9	34.6	25 to 35	77.5	39	11.7
18/03/2025	09:00	0	2	12	61	58	30	6	3	0	0	0	0	0	0	0	0	0	0	0	0	172	31.2	37.2	25 to 35	69.2	39	22.7
18/03/2025	10:00	0	6	15	76	57	13	1	0	0	0	0	0	0	0	0	0	0	0	0	0	168	29.2	34	25 to 35	79.2	14	8.3
18/03/2025	11:00	2	3	18	72	45	18	2	0	0	0	0	0	0	0	0	0	0	0	0	0	160	29.2	34.6	25 to 35	73.1	20	12.5
18/03/2025	12:00	5	3	23	91	62	19	3	0	0	0	0	0	0	0	0	0	0	0	0	0	206	29	34.3	25 to 35	74.3	22	10.7
18/03/2025	13:00	0	1	17	50	56	25	10	0	0	0	0	0	0	0	0	0	0	0	0	0	159	31.1	37.2	25 to 35	66.7	35	22.0
18/03/2025	14:00	1	6	20	89	70	25	6	0	0	0	0	0	0	0	0	0	0	0	0	0	217	29.8	34.9	25 to 35	73.3	31	14.3
18/03/2025	15:00	4	10	29	111	89	22	2	0	0	0	0	0	0	0	0	0	0	0	0	0	267	28.9	34.1	25 to 35	74.9	24	9.0
18/03/2025	16:00	5	9	26	119	98	34	6	0	0	0	0	0	0	0	0	0	0	0	0	0	297	29.5	34.7	25 to 35	73.1	40	13.5
18/03/2025	17:00	6	21	35	138	111	39	3	0	0	0	0	0	0	0	0	0	0	0	0	0	353	28.9	34.5	25 to 35	70.5	42	11.9
18/03/2025	18:00	7	7	25	102	78	28	6	0	0	0	0	0	0	0	0	0	0	0	0	0	253	29.2	34.7	25 to 35	71.1	34	13.4
18/03/2025	19:00	4	7	28	56	60	5	4	0	0	0	0	0	0	0	0	0	0	0	0	0	164	28.3	33.7	25 to 35	70.7	9	5.5
18/03/2025	20:00	1	2	20	31	31	13	3	0	0	0	0	0	0	0	0	0	0	0	0	0	101	29.3	35.4	25 to 35	61.4	16	15.8
18/03/2025	21:00	0	0	9	22	24	12	0	1	0	0	0	0	0	0	0	0	0	0	0	0	68	30.5	36.2	25 to 35	67.6	13	19.1
18/03/2025	22:00	0	0	4	12	17	5	2	0	0	0	0	0	0	0	0	0	0	0	0	0	40	31	36	25 to 35	72.5	7	17.5
18/03/2025	23:00	0	1	0	0	3	1	0	0	0	0	0	0	0	0	0	0	0	0	0	0	5	30	35	30 to 40	80.0	1	20.0
24 Hr Summary		40	87	340	1312	1170	417	68	5	1	0	0	0	0	0	0	0	0	0	0	0	3440	29.7	34.9	25 to 35	72.2	491	14.3

Incoming Histogram

TBL facing KL March 2025

from Tue-Mar-11-2025-08-00-AM to Wed-Apr-02-2025-08-59-AM

Date	Starting Hr:min	<15	15 to <20	20 to <25	25 to <30	30 to <35	35 to <40	40 to <45	45 to <50	50 to <55	55 to <60	60 to <65	65 to <70	70 to <75	75 to <80	80 to <85	85 to <90	90 to <95	95 to <100	100 to >105	Total Counts	Avg Speed (MPH)	85pet Speed	10MPH Pace	% in pace	# of Speeders	% Speeders	
19/03/2025	00:00	0	0	0	1	2	1	0	0	0	0	0	0	0	0	0	0	0	0	0	0	4	32	35	25 to 35	75.0	1	25.0
19/03/2025	01:00	0	0	0	1	0	0	0	0	0	0	0	0	0	0	0	0	0	0	0	0	1	27	30	20 to 30	100.0	*	*
19/03/2025	02:00	0	0	0	0	0	0	0	0	0	0	0	0	0	0	0	0	0	0	0	0	0	0	0	*	*	*	*
19/03/2025	03:00	0	0	1	0	1	0	1	0	0	0	0	0	0	0	0	0	0	0	0	0	3	32	45	15 to 25	33.3	1	33.3
19/03/2025	04:00	0	0	0	3	2	3	1	0	0	0	0	0	0	0	0	0	0	0	0	0	9	33.1	40	25 to 35	55.6	4	44.4
19/03/2025	05:00	0	0	3	13	18	12	3	1	0	0	0	0	0	0	0	0	0	0	0	0	50	32.5	38.3	25 to 35	62.0	16	32.0
19/03/2025	06:00	0	0	7	35	52	24	9	2	0	0	0	0	0	0	0	0	0	0	0	0	129	32.3	38.3	25 to 35	67.4	35	27.1
19/03/2025	07:00	1	3	22	83	118	38	9	2	0	0	0	0	0	0	0	0	0	0	0	0	276	31	36.1	25 to 35	72.8	49	17.8
19/03/2025	08:00	4	1	31	122	105	29	7	2	0	0	0	0	0	0	0	0	0	0	0	0	301	29.9	34.7	25 to 35	75.4	38	12.6
19/03/2025	09:00	2	3	14	65	66	24	5	1	0	0	0	0	0	0	0	0	0	0	0	0	180	30.4	35.6	25 to 35	72.8	30	16.7
19/03/2025	10:00	1	3	12	60	63	22	4	0	0	0	0	0	0	0	0	0	0	0	0	0	165	30.4	35.2	25 to 35	74.5	26	15.8
19/03/2025	11:00	1	6	18	85	59	16	3	0	1	0	0	0	0	0	0	0	0	0	0	0	189	29.3	34.3	25 to 35	76.2	20	10.6
19/03/2025	12:00	4	5	25	64	66	15	5	0	0	0	0	0	0	0	0	0	0	0	0	0	184	29.1	34.4	25 to 35	70.7	20	10.9
19/03/2025	13:00	2	5	17	95	49	22	3	0	0	1	0	0	0	0	0	0	0	0	0	0	194	29.4	34.7	25 to 35	74.2	26	13.4
19/03/2025	14:00	2	10	24	95	76	27	4	0	0	0	0	0	0	0	0	0	0	0	0	0	238	29.3	34.7	25 to 35	71.8	31	13.0
19/03/2025	15:00	5	9	37	112	83	23	4	2	0	0	0	0	0	0	0	0	0	0	0	0	275	28.9	34.3	25 to 35	70.9	29	10.5
19/03/2025	16:00	10	15	39	109	90	21	1	0	0	0	0	0	0	0	0	0	0	0	0	0	285	28	33.8	25 to 35	69.8	22	7.7
19/03/2025	17:00	4	6	20	117	108	25	2	2	0	0	0	0	0	0	0	0	0	0	0	0	284	29.7	34.4	25 to 35	79.2	29	10.2
19/03/2025	18:00	2	4	20	75	69	19	4	0	1	0	0	0	0	0	0	0	0	0	0	0	194	29.7	34.6	25 to 35	74.2	24	12.4
19/03/2025	19:00	5	2	23	79	45	13	4	1	0	0	0	0	0	0	0	0	0	0	0	0	172	28.7	34.1	25 to 35	72.1	18	10.5
19/03/2025	20:00	0	4	20	47	24	12	3	0	0	0	0	0	0	0	0	0	0	0	0	0	110	28.7	34.8	25 to 35	64.5	15	13.6
19/03/2025	21:00	0	0	12	39	23	7	0	1	0	0	0	0	0	0	0	0	0	0	0	0	82	29.1	34.1	25 to 35	75.6	8	9.8
19/03/2025	22:00	0	1	3	13	20	4	1	0	0	0	0	0	0	0	0	0	0	0	0	0	42	30.4	34.8	25 to 35	78.6	5	11.9
19/03/2025	23:00	0	1	0	4	7	2	1	0	0	0	0	0	0	0	0	0	0	0	0	0	15	31.1	37.5	25 to 35	73.3	3	20.0
24 Hr Summary		43	78	348	1317	1146	359	74	14	2	1	0	0	0	0	0	0	0	0	0	0	3382	29.7	34.8	25 to 35	72.8	450	13.3

Incoming Histogram

TBL facing KL March 2025

from Tue-Mar-11-2025-08-00-AM to Wed-Apr-02-2025-08-59-AM

Date	Starting Hr:min	<15	15 to <20	20 to <25	25 to <30	30 to <35	35 to <40	40 to <45	45 to <50	50 to <55	55 to <60	60 to <65	65 to <70	70 to <75	75 to <80	80 to <85	85 to <90	90 to <95	95 to <100	100 to >105	Total Counts	Avg Speed (MPH)	85pet Speed	10MPH Pace	% in pace	# of Speeders	% Speeders	
20/03/2025	00:00	0	0	0	4	4	0	0	1	0	0	0	0	0	0	0	0	0	0	0	0	9	31.4	35	25 to 35	88.9	1	11.1
20/03/2025	01:00	0	0	0	1	2	1	1	0	0	0	0	0	0	0	0	0	0	0	0	0	5	34	40	25 to 35	60.0	2	40.0
20/03/2025	02:00	0	0	3	2	0	0	0	0	0	0	0	0	0	0	0	0	0	0	0	0	5	24.2	27.5	20 to 30	100.0	*	*
20/03/2025	03:00	0	0	1	0	1	1	0	0	0	0	0	0	0	0	0	0	0	0	0	0	3	30.3	40	30 to 40	66.7	1	33.3
20/03/2025	04:00	0	0	1	1	2	2	1	0	1	0	0	0	0	0	0	0	0	0	0	0	8	35.1	45	30 to 40	50.0	4	50.0
20/03/2025	05:00	0	0	5	13	16	13	4	0	0	0	0	0	0	0	0	0	0	0	0	0	51	32.1	38.5	25 to 35	56.9	17	33.3
20/03/2025	06:00	0	0	4	39	41	18	7	2	0	0	0	0	0	0	0	0	0	0	0	0	111	32	37.8	25 to 35	72.1	27	24.3
20/03/2025	07:00	1	6	29	128	109	38	7	2	0	0	0	0	0	0	0	0	0	0	0	0	320	30.1	35	25 to 35	74.1	47	14.7
20/03/2025	08:00	5	0	28	112	129	36	7	0	0	0	0	0	0	0	0	0	0	0	0	0	317	30.2	34.8	25 to 35	76.0	43	13.6
20/03/2025	09:00	0	3	14	56	60	13	7	0	0	0	0	0	0	0	0	0	0	0	0	0	153	30.2	34.8	25 to 35	75.8	20	13.1
20/03/2025	10:00	3	2	11	63	48	19	9	0	0	0	0	0	0	0	0	0	0	0	0	0	155	30.2	36.3	25 to 35	71.6	28	18.1
20/03/2025	11:00	1	2	12	79	53	14	3	0	0	0	0	0	0	0	0	0	0	0	0	0	164	29.5	34.2	25 to 35	80.5	17	10.4
20/03/2025	12:00	1	5	16	79	57	18	3	1	0	0	0	0	0	0	0	0	0	0	0	0	180	29.5	34.6	25 to 35	75.6	22	12.2
20/03/2025	13:00	1	6	19	75	65	16	4	1	0	0	0	0	0	0	0	0	0	0	0	0	187	29.5	34.5	25 to 35	74.9	21	11.2
20/03/2025	14:00	0	8	38	96	77	14	4	2	0	0	0	0	0	0	0	0	0	0	0	0	239	28.9	34	25 to 35	72.4	20	8.4
20/03/2025	15:00	3	2	42	89	85	11	2	1	0	0	0	0	0	0	0	0	0	0	0	0	235	28.7	33.8	25 to 35	74.0	14	6.0
20/03/2025	16:00	1	11	23	107	102	24	2	1	0	0	0	0	0	0	0	0	0	0	0	0	271	29.5	34.3	25 to 35	77.1	27	10.0
20/03/2025	17:00	3	8	35	111	117	26	5	1	1	0	0	0	0	0	0	0	0	0	0	0	307	29.6	34.4	25 to 35	74.3	33	10.7
20/03/2025	18:00	0	3	18	85	66	22	2	0	0	1	0	0	0	0	0	0	0	0	0	0	197	29.9	34.6	25 to 35	76.6	25	12.7
20/03/2025	19:00	3	4	15	71	40	14	3	0	0	0	0	0	0	0	0	0	0	0	0	0	150	28.9	34.4	25 to 35	74.0	17	11.3
20/03/2025	20:00	1	3	17	47	26	13	4	1	0	0	0	0	0	0	0	0	0	0	0	0	112	29.2	35.4	25 to 35	65.2	18	16.1
20/03/2025	21:00	2	5	3	31	21	7	2	0	0	0	0	0	0	0	0	0	0	0	0	0	71	28.9	34.5	25 to 35	73.2	9	12.7
20/03/2025	22:00	0	1	3	13	15	6	2	0	0	0	0	0	0	0	0	0	0	0	0	0	40	30.7	36.7	25 to 35	70.0	8	20.0
20/03/2025	23:00	0	0	2	6	8	4	1	2	0	0	0	0	0	0	0	0	0	0	0	0	23	32.6	40	25 to 35	60.9	7	30.4
24 Hr Summary		25	69	339	1308	1144	330	80	15	2	1	0	0	0	0	0	0	0	0	0	3313	29.8	34.7	25 to 35	74.0	428	12.9	

Incoming Histogram

TBL facing KL March 2025

from Tue-Mar-11-2025-08-00-AM to Wed-Apr-02-2025-08-59-AM

Date	Starting Hr:min	<15	15 to <20	20 to <25	25 to <30	30 to <35	35 to <40	40 to <45	45 to <50	50 to <55	55 to <60	60 to <65	65 to <70	70 to <75	75 to <80	80 to <85	85 to <90	90 to <95	95 to <100	100 to >105	Total Counts	Avg Speed (MPH)	85pet Speed	10MPH Pace	% in pace	# of Speeders	% Speeders	
21/03/2025	00:00	0	0	1	2	1	1	0	0	0	0	0	0	0	0	0	0	0	0	0	0	5	29	35	20 to 30	60.0	1	20.0
21/03/2025	01:00	0	0	0	2	2	1	0	0	0	0	0	0	0	0	0	0	0	0	0	0	5	31	35	25 to 35	80.0	1	20.0
21/03/2025	02:00	0	0	0	0	1	0	0	0	0	0	0	0	0	0	0	0	0	0	0	0	1	32	35	25 to 35	100.0	*	*
21/03/2025	03:00	0	0	0	4	2	0	2	0	0	0	0	0	0	0	0	0	0	0	0	0	8	32.1	42.5	25 to 35	75.0	2	25.0
21/03/2025	04:00	0	0	0	1	0	3	0	1	0	0	0	0	0	0	0	0	0	0	0	0	5	37.2	40	30 to 40	60.0	4	80.0
21/03/2025	05:00	0	2	2	12	15	15	4	1	0	0	0	0	0	0	0	0	0	0	0	0	51	32.7	39	30 to 40	58.8	20	39.2
21/03/2025	06:00	1	1	6	38	50	19	7	0	0	0	0	0	0	0	0	0	0	0	0	0	122	31.4	37.1	25 to 35	72.1	26	21.3
21/03/2025	07:00	0	9	14	100	78	33	10	0	0	0	0	0	0	0	0	0	0	0	0	0	244	30.3	35.9	25 to 35	73.0	43	17.6
21/03/2025	08:00	3	6	26	134	107	42	7	1	0	0	0	0	0	0	0	0	0	0	0	0	326	30	35.1	25 to 35	73.9	50	15.3
21/03/2025	09:00	0	4	13	71	54	24	6	1	0	0	0	0	0	0	0	0	0	0	0	0	173	30.4	36	25 to 35	72.3	31	17.9
21/03/2025	10:00	3	6	14	78	53	14	2	0	0	0	0	0	0	0	0	0	0	0	0	0	170	28.9	34.1	25 to 35	77.1	16	9.4
21/03/2025	11:00	2	4	37	87	64	22	2	0	0	0	0	0	0	0	0	0	0	0	0	0	218	28.9	34.3	25 to 35	69.3	24	11.0
21/03/2025	12:00	2	3	30	88	60	28	3	0	0	1	0	0	0	0	0	0	0	0	0	0	215	29.5	35	25 to 35	68.8	32	14.9
21/03/2025	13:00	1	1	31	99	86	23	6	0	0	0	0	0	0	0	0	0	0	0	0	0	247	29.7	34.5	25 to 35	74.9	29	11.7
21/03/2025	14:00	2	7	31	91	75	21	4	1	0	0	0	0	0	0	0	0	0	0	0	0	232	29.2	34.4	25 to 35	71.6	26	11.2
21/03/2025	15:00	9	8	42	139	95	19	2	0	0	0	0	0	0	0	0	0	0	0	0	0	314	28.2	33.6	25 to 35	74.5	21	6.7
21/03/2025	16:00	5	6	31	105	110	21	4	1	0	0	0	0	0	0	0	0	0	0	0	0	283	29.3	34.3	25 to 35	76.0	26	9.2
21/03/2025	17:00	7	8	29	91	80	34	8	1	0	0	0	0	0	0	0	0	0	0	0	0	258	29.5	35.6	25 to 35	66.3	43	16.7
21/03/2025	18:00	2	7	36	107	58	16	8	3	0	0	0	0	0	0	0	0	0	0	0	0	237	28.9	34.2	25 to 35	69.6	27	11.4
21/03/2025	19:00	1	6	18	76	54	10	3	0	0	0	0	0	0	0	0	0	0	0	0	0	168	28.9	33.9	25 to 35	77.4	13	7.7
21/03/2025	20:00	3	3	15	48	32	14	1	1	0	0	0	0	0	0	0	0	0	0	0	0	117	28.9	34.7	25 to 35	68.4	16	13.7
21/03/2025	21:00	4	2	12	24	18	8	3	0	0	0	0	0	0	0	0	0	0	0	0	0	71	28.2	35	25 to 35	59.2	11	15.5
21/03/2025	22:00	0	3	7	20	14	9	2	0	0	0	0	0	0	0	0	0	0	0	0	0	55	29.5	36.7	25 to 35	61.8	11	20.0
21/03/2025	23:00	0	1	4	10	8	2	2	0	0	0	0	0	0	0	0	0	0	0	0	0	27	29.4	35	25 to 35	66.7	4	14.8
24 Hr Summary		45	87	399	1427	1117	379	86	11	0	1	0	0	0	0	0	0	0	0	0	0	3552	29.5	34.7	25 to 35	71.6	477	13.4

Incoming Histogram

TBL facing KL March 2025

from Tue-Mar-11-2025-08-00-AM to Wed-Apr-02-2025-08-59-AM

Date	Starting Hr:min	<15	15 to <20	20 to <25	25 to <30	30 to <35	35 to <40	40 to <45	45 to <50	50 to <55	55 to <60	60 to <65	65 to <70	70 to <75	75 to <80	80 to <85	85 to <90	90 to <95	95 to <100	100 to >105	Total Counts	Avg Speed (MPH)	85pet Speed	10MPH Pace	% in pace	# of Speeders	% Speeders	
22/03/2025	00:00	0	0	2	7	3	1	0	1	0	0	0	0	0	0	0	0	0	0	0	0	14	29.6	35	25 to 35	71.4	2	14.3
22/03/2025	01:00	12	0	0	2	4	3	1	1	0	0	0	0	0	0	0	0	0	0	0	0	23	20.5	38.3	0 to 10	52.2	5	21.7
22/03/2025	02:00	0	0	0	1	2	0	0	0	0	0	0	0	0	0	0	0	0	0	0	0	3	30.3	35	25 to 35	100.0	*	*
22/03/2025	03:00	2	0	0	4	1	4	0	0	0	0	0	0	0	0	0	0	0	0	0	0	11	27.5	37.5	25 to 35	45.5	4	36.4
22/03/2025	04:00	0	0	0	3	3	3	0	0	0	0	0	0	0	0	0	0	0	0	0	0	9	32	38.3	25 to 35	66.7	3	33.3
22/03/2025	05:00	0	0	0	9	5	1	1	0	0	0	0	0	0	0	0	0	0	0	0	0	16	30.3	35	25 to 35	87.5	2	12.5
22/03/2025	06:00	0	0	5	16	6	6	2	0	1	0	0	0	0	0	0	0	0	0	0	0	36	30.6	38.3	25 to 35	61.1	9	25.0
22/03/2025	07:00	0	3	7	34	47	17	3	1	0	0	0	0	0	0	0	0	0	0	0	0	112	31	36.2	25 to 35	72.3	21	18.8
22/03/2025	08:00	1	1	13	54	46	26	2	0	0	0	0	0	0	0	0	0	0	0	0	0	143	30.4	36.3	25 to 35	69.9	28	19.6
22/03/2025	09:00	3	5	11	70	66	12	5	1	0	0	0	0	0	0	0	0	0	0	0	0	173	29.6	34.4	25 to 35	78.6	18	10.4
22/03/2025	10:00	2	9	22	100	73	26	5	1	0	0	0	0	0	0	0	0	0	0	0	0	238	29.5	34.7	25 to 35	72.7	32	13.4
22/03/2025	11:00	5	5	23	109	99	25	3	2	0	0	0	0	0	0	0	0	0	0	0	0	271	29.5	34.4	25 to 35	76.8	30	11.1
22/03/2025	12:00	6	8	25	110	88	17	3	1	0	0	0	0	0	0	0	0	0	0	0	0	258	28.9	34	25 to 35	76.7	21	8.1
22/03/2025	13:00	4	10	24	84	92	18	6	0	1	0	0	0	0	0	0	0	0	0	0	0	239	29.4	34.4	25 to 35	73.6	25	10.5
22/03/2025	14:00	1	3	14	83	78	31	3	2	0	0	0	0	0	0	0	0	0	0	0	0	215	30.5	35.6	25 to 35	74.9	36	16.7
22/03/2025	15:00	2	7	21	72	59	21	5	0	0	0	0	0	0	0	0	0	0	0	0	0	187	29.4	34.8	25 to 35	70.1	26	13.9
22/03/2025	16:00	3	9	25	81	68	23	3	0	0	0	0	0	0	0	0	0	0	0	0	0	212	29.1	34.6	25 to 35	70.3	26	12.3
22/03/2025	17:00	3	2	11	83	81	21	5	0	0	0	0	0	0	0	0	0	0	0	0	0	206	30.2	34.7	25 to 35	79.6	26	12.6
22/03/2025	18:00	0	4	21	71	50	15	7	1	0	0	0	0	0	0	0	0	0	0	0	0	169	29.6	34.8	25 to 35	71.6	23	13.6
22/03/2025	19:00	*	*	*	*	*	*	*	*	*	*	*	*	*	*	*	*	*	*	*	*	*	*	*	*	*	*	*
22/03/2025	20:00	*	*	*	*	*	*	*	*	*	*	*	*	*	*	*	*	*	*	*	*	*	*	*	*	*	*	*
22/03/2025	21:00	*	*	*	*	*	*	*	*	*	*	*	*	*	*	*	*	*	*	*	*	*	*	*	*	*	*	*
22/03/2025	22:00	*	*	*	*	*	*	*	*	*	*	*	*	*	*	*	*	*	*	*	*	*	*	*	*	*	*	*
22/03/2025	23:00	*	*	*	*	*	*	*	*	*	*	*	*	*	*	*	*	*	*	*	*	*	*	*	*	*	*	*
24 Hr Summary		44	66	224	993	871	270	54	11	2	0	0	0	0	0	0	0	0	0	0	0	2535	29.6	34.8	25 to 35	73.5	337	13.3

Incoming Histogram

TBL facing KL March 2025

from Tue-Mar-11-2025-08-00-AM to Wed-Apr-02-2025-08-59-AM

Date	Starting Hr:min	<15	15 to <20	20 to <25	25 to <30	30 to <35	35 to <40	40 to <45	45 to <50	50 to <55	55 to <60	60 to <65	65 to <70	70 to <75	75 to <80	80 to <85	85 to <90	90 to <95	95 to <100	100 to >105	Total Counts	Avg Speed (MPH)	85pet Speed	10MPH Pace	% in pace	# of Speeders	% Speeders
23/03/2025	00:00	*	*	*	*	*	*	*	*	*	*	*	*	*	*	*	*	*	*	*	*	*	*	*	*	*	*
23/03/2025	01:00	*	*	*	*	*	*	*	*	*	*	*	*	*	*	*	*	*	*	*	*	*	*	*	*	*	*
23/03/2025	02:00	*	*	*	*	*	*	*	*	*	*	*	*	*	*	*	*	*	*	*	*	*	*	*	*	*	*
23/03/2025	03:00	*	*	*	*	*	*	*	*	*	*	*	*	*	*	*	*	*	*	*	*	*	*	*	*	*	*
23/03/2025	04:00	*	*	*	*	*	*	*	*	*	*	*	*	*	*	*	*	*	*	*	*	*	*	*	*	*	*
23/03/2025	05:00	*	*	*	*	*	*	*	*	*	*	*	*	*	*	*	*	*	*	*	*	*	*	*	*	*	*
23/03/2025	06:00	*	*	*	*	*	*	*	*	*	*	*	*	*	*	*	*	*	*	*	*	*	*	*	*	*	*
23/03/2025	07:00	*	*	*	*	*	*	*	*	*	*	*	*	*	*	*	*	*	*	*	*	*	*	*	*	*	*
23/03/2025	08:00	*	*	*	*	*	*	*	*	*	*	*	*	*	*	*	*	*	*	*	*	*	*	*	*	*	*
23/03/2025	09:00	*	*	*	*	*	*	*	*	*	*	*	*	*	*	*	*	*	*	*	*	*	*	*	*	*	*
23/03/2025	10:00	*	*	*	*	*	*	*	*	*	*	*	*	*	*	*	*	*	*	*	*	*	*	*	*	*	*
23/03/2025	11:00	*	*	*	*	*	*	*	*	*	*	*	*	*	*	*	*	*	*	*	*	*	*	*	*	*	*
23/03/2025	12:00	*	*	*	*	*	*	*	*	*	*	*	*	*	*	*	*	*	*	*	*	*	*	*	*	*	*
23/03/2025	13:00	*	*	*	*	*	*	*	*	*	*	*	*	*	*	*	*	*	*	*	*	*	*	*	*	*	*
23/03/2025	14:00	*	*	*	*	*	*	*	*	*	*	*	*	*	*	*	*	*	*	*	*	*	*	*	*	*	*
23/03/2025	15:00	*	*	*	*	*	*	*	*	*	*	*	*	*	*	*	*	*	*	*	*	*	*	*	*	*	*
23/03/2025	16:00	*	*	*	*	*	*	*	*	*	*	*	*	*	*	*	*	*	*	*	*	*	*	*	*	*	*
23/03/2025	17:00	*	*	*	*	*	*	*	*	*	*	*	*	*	*	*	*	*	*	*	*	*	*	*	*	*	*
23/03/2025	18:00	*	*	*	*	*	*	*	*	*	*	*	*	*	*	*	*	*	*	*	*	*	*	*	*	*	*
23/03/2025	19:00	*	*	*	*	*	*	*	*	*	*	*	*	*	*	*	*	*	*	*	*	*	*	*	*	*	*
23/03/2025	20:00	*	*	*	*	*	*	*	*	*	*	*	*	*	*	*	*	*	*	*	*	*	*	*	*	*	*
23/03/2025	21:00	*	*	*	*	*	*	*	*	*	*	*	*	*	*	*	*	*	*	*	*	*	*	*	*	*	*
23/03/2025	22:00	*	*	*	*	*	*	*	*	*	*	*	*	*	*	*	*	*	*	*	*	*	*	*	*	*	*
23/03/2025	23:00	*	*	*	*	*	*	*	*	*	*	*	*	*	*	*	*	*	*	*	*	*	*	*	*	*	*
24 Hr Summary		0	0	0	0	0	0	0	0	0	0	0	0	0	0	0	0	0	0	0	0	0	0	0	*	*	*

Incoming Histogram

TBL facing KL March 2025

from Tue-Mar-11-2025-08-00-AM to Wed-Apr-02-2025-08-59-AM

Date	Starting Hr:min	<15	15 to <20	20 to <25	25 to <30	30 to <35	35 to <40	40 to <45	45 to <50	50 to <55	55 to <60	60 to <65	65 to <70	70 to <75	75 to <80	80 to <85	85 to <90	90 to <95	95 to <100	100 to >105	Total Counts	Avg Speed (MPH)	85pet Speed	10MPH Pace	% in pace	# of Speeders	% Speeders
24/03/2025	00:00	*	*	*	*	*	*	*	*	*	*	*	*	*	*	*	*	*	*	*	*	*	*	*	*	*	*
24/03/2025	01:00	*	*	*	*	*	*	*	*	*	*	*	*	*	*	*	*	*	*	*	*	*	*	*	*	*	*
24/03/2025	02:00	*	*	*	*	*	*	*	*	*	*	*	*	*	*	*	*	*	*	*	*	*	*	*	*	*	*
24/03/2025	03:00	*	*	*	*	*	*	*	*	*	*	*	*	*	*	*	*	*	*	*	*	*	*	*	*	*	*
24/03/2025	04:00	*	*	*	*	*	*	*	*	*	*	*	*	*	*	*	*	*	*	*	*	*	*	*	*	*	*
24/03/2025	05:00	*	*	*	*	*	*	*	*	*	*	*	*	*	*	*	*	*	*	*	*	*	*	*	*	*	*
24/03/2025	06:00	*	*	*	*	*	*	*	*	*	*	*	*	*	*	*	*	*	*	*	*	*	*	*	*	*	*
24/03/2025	07:00	*	*	*	*	*	*	*	*	*	*	*	*	*	*	*	*	*	*	*	*	*	*	*	*	*	*
24/03/2025	08:00	*	*	*	*	*	*	*	*	*	*	*	*	*	*	*	*	*	*	*	*	*	*	*	*	*	*
24/03/2025	09:00	*	*	*	*	*	*	*	*	*	*	*	*	*	*	*	*	*	*	*	*	*	*	*	*	*	*
24/03/2025	10:00	*	*	*	*	*	*	*	*	*	*	*	*	*	*	*	*	*	*	*	*	*	*	*	*	*	*
24/03/2025	11:00	*	*	*	*	*	*	*	*	*	*	*	*	*	*	*	*	*	*	*	*	*	*	*	*	*	*
24/03/2025	12:00	*	*	*	*	*	*	*	*	*	*	*	*	*	*	*	*	*	*	*	*	*	*	*	*	*	*
24/03/2025	13:00	*	*	*	*	*	*	*	*	*	*	*	*	*	*	*	*	*	*	*	*	*	*	*	*	*	*
24/03/2025	14:00	*	*	*	*	*	*	*	*	*	*	*	*	*	*	*	*	*	*	*	*	*	*	*	*	*	*
24/03/2025	15:00	*	*	*	*	*	*	*	*	*	*	*	*	*	*	*	*	*	*	*	*	*	*	*	*	*	*
24/03/2025	16:00	*	*	*	*	*	*	*	*	*	*	*	*	*	*	*	*	*	*	*	*	*	*	*	*	*	*
24/03/2025	17:00	*	*	*	*	*	*	*	*	*	*	*	*	*	*	*	*	*	*	*	*	*	*	*	*	*	*
24/03/2025	18:00	*	*	*	*	*	*	*	*	*	*	*	*	*	*	*	*	*	*	*	*	*	*	*	*	*	*
24/03/2025	19:00	*	*	*	*	*	*	*	*	*	*	*	*	*	*	*	*	*	*	*	*	*	*	*	*	*	*
24/03/2025	20:00	*	*	*	*	*	*	*	*	*	*	*	*	*	*	*	*	*	*	*	*	*	*	*	*	*	*
24/03/2025	21:00	*	*	*	*	*	*	*	*	*	*	*	*	*	*	*	*	*	*	*	*	*	*	*	*	*	*
24/03/2025	22:00	*	*	*	*	*	*	*	*	*	*	*	*	*	*	*	*	*	*	*	*	*	*	*	*	*	*
24/03/2025	23:00	*	*	*	*	*	*	*	*	*	*	*	*	*	*	*	*	*	*	*	*	*	*	*	*	*	*
24 Hr Summary		0	0	0	0	0	0	0	0	0	0	0	0	0	0	0	0	0	0	0	0	0	0	0	*	*	*

Incoming Histogram

TBL facing KL March 2025

from Tue-Mar-11-2025-08-00-AM to Wed-Apr-02-2025-08-59-AM

Date	Starting Hr:min	<15	15 to <20	20 to <25	25 to <30	30 to <35	35 to <40	40 to <45	45 to <50	50 to <55	55 to <60	60 to <65	65 to <70	70 to <75	75 to <80	80 to <85	85 to <90	90 to <95	95 to <100	100 to >105	Total Counts	Avg Speed (MPH)	85pet Speed	10MPH Pace	% in pace	# of Speeders	% Speeders
25/03/2025	00:00	*	*	*	*	*	*	*	*	*	*	*	*	*	*	*	*	*	*	*	*	*	*	*	*	*	*
25/03/2025	01:00	*	*	*	*	*	*	*	*	*	*	*	*	*	*	*	*	*	*	*	*	*	*	*	*	*	*
25/03/2025	02:00	*	*	*	*	*	*	*	*	*	*	*	*	*	*	*	*	*	*	*	*	*	*	*	*	*	*
25/03/2025	03:00	*	*	*	*	*	*	*	*	*	*	*	*	*	*	*	*	*	*	*	*	*	*	*	*	*	*
25/03/2025	04:00	*	*	*	*	*	*	*	*	*	*	*	*	*	*	*	*	*	*	*	*	*	*	*	*	*	*
25/03/2025	05:00	*	*	*	*	*	*	*	*	*	*	*	*	*	*	*	*	*	*	*	*	*	*	*	*	*	*
25/03/2025	06:00	*	*	*	*	*	*	*	*	*	*	*	*	*	*	*	*	*	*	*	*	*	*	*	*	*	*
25/03/2025	07:00	*	*	*	*	*	*	*	*	*	*	*	*	*	*	*	*	*	*	*	*	*	*	*	*	*	*
25/03/2025	08:00	*	*	*	*	*	*	*	*	*	*	*	*	*	*	*	*	*	*	*	*	*	*	*	*	*	*
25/03/2025	09:00	*	*	*	*	*	*	*	*	*	*	*	*	*	*	*	*	*	*	*	*	*	*	*	*	*	*
25/03/2025	10:00	*	*	*	*	*	*	*	*	*	*	*	*	*	*	*	*	*	*	*	*	*	*	*	*	*	*
25/03/2025	11:00	*	*	*	*	*	*	*	*	*	*	*	*	*	*	*	*	*	*	*	*	*	*	*	*	*	*
25/03/2025	12:00	*	*	*	*	*	*	*	*	*	*	*	*	*	*	*	*	*	*	*	*	*	*	*	*	*	*
25/03/2025	13:00	*	*	*	*	*	*	*	*	*	*	*	*	*	*	*	*	*	*	*	*	*	*	*	*	*	*
25/03/2025	14:00	*	*	*	*	*	*	*	*	*	*	*	*	*	*	*	*	*	*	*	*	*	*	*	*	*	*
25/03/2025	15:00	*	*	*	*	*	*	*	*	*	*	*	*	*	*	*	*	*	*	*	*	*	*	*	*	*	*
25/03/2025	16:00	*	*	*	*	*	*	*	*	*	*	*	*	*	*	*	*	*	*	*	*	*	*	*	*	*	*
25/03/2025	17:00	*	*	*	*	*	*	*	*	*	*	*	*	*	*	*	*	*	*	*	*	*	*	*	*	*	*
25/03/2025	18:00	*	*	*	*	*	*	*	*	*	*	*	*	*	*	*	*	*	*	*	*	*	*	*	*	*	*
25/03/2025	19:00	*	*	*	*	*	*	*	*	*	*	*	*	*	*	*	*	*	*	*	*	*	*	*	*	*	*
25/03/2025	20:00	*	*	*	*	*	*	*	*	*	*	*	*	*	*	*	*	*	*	*	*	*	*	*	*	*	*
25/03/2025	21:00	*	*	*	*	*	*	*	*	*	*	*	*	*	*	*	*	*	*	*	*	*	*	*	*	*	*
25/03/2025	22:00	*	*	*	*	*	*	*	*	*	*	*	*	*	*	*	*	*	*	*	*	*	*	*	*	*	*
25/03/2025	23:00	*	*	*	*	*	*	*	*	*	*	*	*	*	*	*	*	*	*	*	*	*	*	*	*	*	*
24 Hr Summary		0	0	0	0	0	0	0	0	0	0	0	0	0	0	0	0	0	0	0	0	0	0	0	*	*	*

Incoming Histogram

TBL facing KL March 2025

from Tue-Mar-11-2025-08-00-AM to Wed-Apr-02-2025-08-59-AM

Date	Starting Hr:min	<15	15 to <20	20 to <25	25 to <30	30 to <35	35 to <40	40 to <45	45 to <50	50 to <55	55 to <60	60 to <65	65 to <70	70 to <75	75 to <80	80 to <85	85 to <90	90 to <95	95 to <100	100 to >105	Total Counts	Avg Speed (MPH)	85pet Speed	10MPH Pace	% in pace	# of Speeders	% Speeders
26/03/2025	00:00	*	*	*	*	*	*	*	*	*	*	*	*	*	*	*	*	*	*	*	*	*	*	*	*	*	*
26/03/2025	01:00	*	*	*	*	*	*	*	*	*	*	*	*	*	*	*	*	*	*	*	*	*	*	*	*	*	*
26/03/2025	02:00	*	*	*	*	*	*	*	*	*	*	*	*	*	*	*	*	*	*	*	*	*	*	*	*	*	*
26/03/2025	03:00	*	*	*	*	*	*	*	*	*	*	*	*	*	*	*	*	*	*	*	*	*	*	*	*	*	*
26/03/2025	04:00	*	*	*	*	*	*	*	*	*	*	*	*	*	*	*	*	*	*	*	*	*	*	*	*	*	*
26/03/2025	05:00	*	*	*	*	*	*	*	*	*	*	*	*	*	*	*	*	*	*	*	*	*	*	*	*	*	*
26/03/2025	06:00	*	*	*	*	*	*	*	*	*	*	*	*	*	*	*	*	*	*	*	*	*	*	*	*	*	*
26/03/2025	07:00	*	*	*	*	*	*	*	*	*	*	*	*	*	*	*	*	*	*	*	*	*	*	*	*	*	*
26/03/2025	08:00	*	*	*	*	*	*	*	*	*	*	*	*	*	*	*	*	*	*	*	*	*	*	*	*	*	*
26/03/2025	09:00	*	*	*	*	*	*	*	*	*	*	*	*	*	*	*	*	*	*	*	*	*	*	*	*	*	*
26/03/2025	10:00	*	*	*	*	*	*	*	*	*	*	*	*	*	*	*	*	*	*	*	*	*	*	*	*	*	*
26/03/2025	11:00	*	*	*	*	*	*	*	*	*	*	*	*	*	*	*	*	*	*	*	*	*	*	*	*	*	*
26/03/2025	12:00	*	*	*	*	*	*	*	*	*	*	*	*	*	*	*	*	*	*	*	*	*	*	*	*	*	*
26/03/2025	13:00	*	*	*	*	*	*	*	*	*	*	*	*	*	*	*	*	*	*	*	*	*	*	*	*	*	*
26/03/2025	14:00	*	*	*	*	*	*	*	*	*	*	*	*	*	*	*	*	*	*	*	*	*	*	*	*	*	*
26/03/2025	15:00	*	*	*	*	*	*	*	*	*	*	*	*	*	*	*	*	*	*	*	*	*	*	*	*	*	*
26/03/2025	16:00	*	*	*	*	*	*	*	*	*	*	*	*	*	*	*	*	*	*	*	*	*	*	*	*	*	*
26/03/2025	17:00	*	*	*	*	*	*	*	*	*	*	*	*	*	*	*	*	*	*	*	*	*	*	*	*	*	*
26/03/2025	18:00	*	*	*	*	*	*	*	*	*	*	*	*	*	*	*	*	*	*	*	*	*	*	*	*	*	*
26/03/2025	19:00	*	*	*	*	*	*	*	*	*	*	*	*	*	*	*	*	*	*	*	*	*	*	*	*	*	*
26/03/2025	20:00	*	*	*	*	*	*	*	*	*	*	*	*	*	*	*	*	*	*	*	*	*	*	*	*	*	*
26/03/2025	21:00	*	*	*	*	*	*	*	*	*	*	*	*	*	*	*	*	*	*	*	*	*	*	*	*	*	*
26/03/2025	22:00	*	*	*	*	*	*	*	*	*	*	*	*	*	*	*	*	*	*	*	*	*	*	*	*	*	*
26/03/2025	23:00	*	*	*	*	*	*	*	*	*	*	*	*	*	*	*	*	*	*	*	*	*	*	*	*	*	*
24 Hr Summary		0	0	0	0	0	0	0	0	0	0	0	0	0	0	0	0	0	0	0	0	0	0	0	*	*	*

Incoming Histogram

TBL facing KL March 2025

from Tue-Mar-11-2025-08-00-AM to Wed-Apr-02-2025-08-59-AM

Date	Starting Hr:min	<15	15 to <20	20 to <25	25 to <30	30 to <35	35 to <40	40 to <45	45 to <50	50 to <55	55 to <60	60 to <65	65 to <70	70 to <75	75 to <80	80 to <85	85 to <90	90 to <95	95 to <100	100 to >105	Total Counts	Avg Speed (MPH)	85pet Speed	10MPH Pace	% in pace	# of Speeders	% Speeders
27/03/2025	00:00	*	*	*	*	*	*	*	*	*	*	*	*	*	*	*	*	*	*	*	*	*	*	*	*	*	*
27/03/2025	01:00	*	*	*	*	*	*	*	*	*	*	*	*	*	*	*	*	*	*	*	*	*	*	*	*	*	*
27/03/2025	02:00	*	*	*	*	*	*	*	*	*	*	*	*	*	*	*	*	*	*	*	*	*	*	*	*	*	*
27/03/2025	03:00	*	*	*	*	*	*	*	*	*	*	*	*	*	*	*	*	*	*	*	*	*	*	*	*	*	*
27/03/2025	04:00	*	*	*	*	*	*	*	*	*	*	*	*	*	*	*	*	*	*	*	*	*	*	*	*	*	*
27/03/2025	05:00	*	*	*	*	*	*	*	*	*	*	*	*	*	*	*	*	*	*	*	*	*	*	*	*	*	*
27/03/2025	06:00	*	*	*	*	*	*	*	*	*	*	*	*	*	*	*	*	*	*	*	*	*	*	*	*	*	*
27/03/2025	07:00	*	*	*	*	*	*	*	*	*	*	*	*	*	*	*	*	*	*	*	*	*	*	*	*	*	*
27/03/2025	08:00	*	*	*	*	*	*	*	*	*	*	*	*	*	*	*	*	*	*	*	*	*	*	*	*	*	*
27/03/2025	09:00	*	*	*	*	*	*	*	*	*	*	*	*	*	*	*	*	*	*	*	*	*	*	*	*	*	*
27/03/2025	10:00	*	*	*	*	*	*	*	*	*	*	*	*	*	*	*	*	*	*	*	*	*	*	*	*	*	*
27/03/2025	11:00	*	*	*	*	*	*	*	*	*	*	*	*	*	*	*	*	*	*	*	*	*	*	*	*	*	*
27/03/2025	12:00	*	*	*	*	*	*	*	*	*	*	*	*	*	*	*	*	*	*	*	*	*	*	*	*	*	*
27/03/2025	13:00	*	*	*	*	*	*	*	*	*	*	*	*	*	*	*	*	*	*	*	*	*	*	*	*	*	*
27/03/2025	14:00	*	*	*	*	*	*	*	*	*	*	*	*	*	*	*	*	*	*	*	*	*	*	*	*	*	*
27/03/2025	15:00	*	*	*	*	*	*	*	*	*	*	*	*	*	*	*	*	*	*	*	*	*	*	*	*	*	*
27/03/2025	16:00	*	*	*	*	*	*	*	*	*	*	*	*	*	*	*	*	*	*	*	*	*	*	*	*	*	*
27/03/2025	17:00	*	*	*	*	*	*	*	*	*	*	*	*	*	*	*	*	*	*	*	*	*	*	*	*	*	*
27/03/2025	18:00	*	*	*	*	*	*	*	*	*	*	*	*	*	*	*	*	*	*	*	*	*	*	*	*	*	*
27/03/2025	19:00	*	*	*	*	*	*	*	*	*	*	*	*	*	*	*	*	*	*	*	*	*	*	*	*	*	*
27/03/2025	20:00	*	*	*	*	*	*	*	*	*	*	*	*	*	*	*	*	*	*	*	*	*	*	*	*	*	*
27/03/2025	21:00	*	*	*	*	*	*	*	*	*	*	*	*	*	*	*	*	*	*	*	*	*	*	*	*	*	*
27/03/2025	22:00	*	*	*	*	*	*	*	*	*	*	*	*	*	*	*	*	*	*	*	*	*	*	*	*	*	*
27/03/2025	23:00	*	*	*	*	*	*	*	*	*	*	*	*	*	*	*	*	*	*	*	*	*	*	*	*	*	*
24 Hr Summary		0	0	0	0	0	0	0	0	0	0	0	0	0	0	0	0	0	0	0	0	0	0	0	*	*	*

Incoming Histogram

TBL facing KL March 2025

from Tue-Mar-11-2025-08-00-AM to Wed-Apr-02-2025-08-59-AM

Date	Starting Hr:min	<15	15 to <20	20 to <25	25 to <30	30 to <35	35 to <40	40 to <45	45 to <50	50 to <55	55 to <60	60 to <65	65 to <70	70 to <75	75 to <80	80 to <85	85 to <90	90 to <95	95 to <100	100 to >105	Total Counts	Avg Speed (MPH)	85pct Speed	10MPH Pace	% in pace	# of Speeders	% Speeders
28/03/2025	00:00	*	*	*	*	*	*	*	*	*	*	*	*	*	*	*	*	*	*	*	*	*	*	*	*	*	*
28/03/2025	01:00	*	*	*	*	*	*	*	*	*	*	*	*	*	*	*	*	*	*	*	*	*	*	*	*	*	*
28/03/2025	02:00	*	*	*	*	*	*	*	*	*	*	*	*	*	*	*	*	*	*	*	*	*	*	*	*	*	*
28/03/2025	03:00	*	*	*	*	*	*	*	*	*	*	*	*	*	*	*	*	*	*	*	*	*	*	*	*	*	*
28/03/2025	04:00	*	*	*	*	*	*	*	*	*	*	*	*	*	*	*	*	*	*	*	*	*	*	*	*	*	*
28/03/2025	05:00	*	*	*	*	*	*	*	*	*	*	*	*	*	*	*	*	*	*	*	*	*	*	*	*	*	*
28/03/2025	06:00	*	*	*	*	*	*	*	*	*	*	*	*	*	*	*	*	*	*	*	*	*	*	*	*	*	*
28/03/2025	07:00	*	*	*	*	*	*	*	*	*	*	*	*	*	*	*	*	*	*	*	*	*	*	*	*	*	*
28/03/2025	08:00	*	*	*	*	*	*	*	*	*	*	*	*	*	*	*	*	*	*	*	*	*	*	*	*	*	*
28/03/2025	09:00	*	*	*	*	*	*	*	*	*	*	*	*	*	*	*	*	*	*	*	*	*	*	*	*	*	*
28/03/2025	10:00	*	*	*	*	*	*	*	*	*	*	*	*	*	*	*	*	*	*	*	*	*	*	*	*	*	*
28/03/2025	11:00	*	*	*	*	*	*	*	*	*	*	*	*	*	*	*	*	*	*	*	*	*	*	*	*	*	*
28/03/2025	12:00	*	*	*	*	*	*	*	*	*	*	*	*	*	*	*	*	*	*	*	*	*	*	*	*	*	*
28/03/2025	13:00	*	*	*	*	*	*	*	*	*	*	*	*	*	*	*	*	*	*	*	*	*	*	*	*	*	*
28/03/2025	14:00	*	*	*	*	*	*	*	*	*	*	*	*	*	*	*	*	*	*	*	*	*	*	*	*	*	*
28/03/2025	15:00	*	*	*	*	*	*	*	*	*	*	*	*	*	*	*	*	*	*	*	*	*	*	*	*	*	*
28/03/2025	16:00	*	*	*	*	*	*	*	*	*	*	*	*	*	*	*	*	*	*	*	*	*	*	*	*	*	*
28/03/2025	17:00	*	*	*	*	*	*	*	*	*	*	*	*	*	*	*	*	*	*	*	*	*	*	*	*	*	*
28/03/2025	18:00	*	*	*	*	*	*	*	*	*	*	*	*	*	*	*	*	*	*	*	*	*	*	*	*	*	*
28/03/2025	19:00	*	*	*	*	*	*	*	*	*	*	*	*	*	*	*	*	*	*	*	*	*	*	*	*	*	*
28/03/2025	20:00	*	*	*	*	*	*	*	*	*	*	*	*	*	*	*	*	*	*	*	*	*	*	*	*	*	*
28/03/2025	21:00	*	*	*	*	*	*	*	*	*	*	*	*	*	*	*	*	*	*	*	*	*	*	*	*	*	*
28/03/2025	22:00	*	*	*	*	*	*	*	*	*	*	*	*	*	*	*	*	*	*	*	*	*	*	*	*	*	*
28/03/2025	23:00	*	*	*	*	*	*	*	*	*	*	*	*	*	*	*	*	*	*	*	*	*	*	*	*	*	*
24 Hr Summary		0	0	0	0	0	0	0	0	0	0	0	0	0	0	0	0	0	0	0	0	0	0	0	*	*	*

Incoming Histogram

TBL facing KL March 2025

from Tue-Mar-11-2025-08-00-AM to Wed-Apr-02-2025-08-59-AM

Date	Starting Hr:min	<15	15 to <20	20 to <25	25 to <30	30 to <35	35 to <40	40 to <45	45 to <50	50 to <55	55 to <60	60 to <65	65 to <70	70 to <75	75 to <80	80 to <85	85 to <90	90 to <95	95 to <100	100 to >105	Total Counts	Avg Speed (MPH)	85pet Speed	10MPH Pace	% in pace	# of Speeders	% Speeders
29/03/2025	00:00	*	*	*	*	*	*	*	*	*	*	*	*	*	*	*	*	*	*	*	*	*	*	*	*	*	*
29/03/2025	01:00	*	*	*	*	*	*	*	*	*	*	*	*	*	*	*	*	*	*	*	*	*	*	*	*	*	*
29/03/2025	02:00	*	*	*	*	*	*	*	*	*	*	*	*	*	*	*	*	*	*	*	*	*	*	*	*	*	*
29/03/2025	03:00	*	*	*	*	*	*	*	*	*	*	*	*	*	*	*	*	*	*	*	*	*	*	*	*	*	*
29/03/2025	04:00	*	*	*	*	*	*	*	*	*	*	*	*	*	*	*	*	*	*	*	*	*	*	*	*	*	*
29/03/2025	05:00	*	*	*	*	*	*	*	*	*	*	*	*	*	*	*	*	*	*	*	*	*	*	*	*	*	*
29/03/2025	06:00	*	*	*	*	*	*	*	*	*	*	*	*	*	*	*	*	*	*	*	*	*	*	*	*	*	*
29/03/2025	07:00	*	*	*	*	*	*	*	*	*	*	*	*	*	*	*	*	*	*	*	*	*	*	*	*	*	*
29/03/2025	08:00	*	*	*	*	*	*	*	*	*	*	*	*	*	*	*	*	*	*	*	*	*	*	*	*	*	*
29/03/2025	09:00	*	*	*	*	*	*	*	*	*	*	*	*	*	*	*	*	*	*	*	*	*	*	*	*	*	*
29/03/2025	10:00	*	*	*	*	*	*	*	*	*	*	*	*	*	*	*	*	*	*	*	*	*	*	*	*	*	*
29/03/2025	11:00	*	*	*	*	*	*	*	*	*	*	*	*	*	*	*	*	*	*	*	*	*	*	*	*	*	*
29/03/2025	12:00	*	*	*	*	*	*	*	*	*	*	*	*	*	*	*	*	*	*	*	*	*	*	*	*	*	*
29/03/2025	13:00	*	*	*	*	*	*	*	*	*	*	*	*	*	*	*	*	*	*	*	*	*	*	*	*	*	*
29/03/2025	14:00	*	*	*	*	*	*	*	*	*	*	*	*	*	*	*	*	*	*	*	*	*	*	*	*	*	*
29/03/2025	15:00	*	*	*	*	*	*	*	*	*	*	*	*	*	*	*	*	*	*	*	*	*	*	*	*	*	*
29/03/2025	16:00	*	*	*	*	*	*	*	*	*	*	*	*	*	*	*	*	*	*	*	*	*	*	*	*	*	*
29/03/2025	17:00	*	*	*	*	*	*	*	*	*	*	*	*	*	*	*	*	*	*	*	*	*	*	*	*	*	*
29/03/2025	18:00	*	*	*	*	*	*	*	*	*	*	*	*	*	*	*	*	*	*	*	*	*	*	*	*	*	*
29/03/2025	19:00	*	*	*	*	*	*	*	*	*	*	*	*	*	*	*	*	*	*	*	*	*	*	*	*	*	*
29/03/2025	20:00	*	*	*	*	*	*	*	*	*	*	*	*	*	*	*	*	*	*	*	*	*	*	*	*	*	*
29/03/2025	21:00	*	*	*	*	*	*	*	*	*	*	*	*	*	*	*	*	*	*	*	*	*	*	*	*	*	*
29/03/2025	22:00	*	*	*	*	*	*	*	*	*	*	*	*	*	*	*	*	*	*	*	*	*	*	*	*	*	*
29/03/2025	23:00	*	*	*	*	*	*	*	*	*	*	*	*	*	*	*	*	*	*	*	*	*	*	*	*	*	*
24 Hr Summary		0	0	0	0	0	0	0	0	0	0	0	0	0	0	0	0	0	0	0	0	0	0	0	*	*	*

Incoming Histogram

TBL facing KL March 2025

from Tue-Mar-11-2025-08-00-AM to Wed-Apr-02-2025-08-59-AM

Date	Starting Hr:min	<15	15 to <20	20 to <25	25 to <30	30 to <35	35 to <40	40 to <45	45 to <50	50 to <55	55 to <60	60 to <65	65 to <70	70 to <75	75 to <80	80 to <85	85 to <90	90 to <95	95 to <100	100 to >105	Total Counts	Avg Speed (MPH)	85pet Speed	10MPH Pace	% in pace	# of Speeders	% Speeders
30/03/2025	00:00	*	*	*	*	*	*	*	*	*	*	*	*	*	*	*	*	*	*	*	*	*	*	*	*	*	*
30/03/2025	01:00	*	*	*	*	*	*	*	*	*	*	*	*	*	*	*	*	*	*	*	*	*	*	*	*	*	*
30/03/2025	02:00	*	*	*	*	*	*	*	*	*	*	*	*	*	*	*	*	*	*	*	*	*	*	*	*	*	*
30/03/2025	03:00	*	*	*	*	*	*	*	*	*	*	*	*	*	*	*	*	*	*	*	*	*	*	*	*	*	*
30/03/2025	04:00	*	*	*	*	*	*	*	*	*	*	*	*	*	*	*	*	*	*	*	*	*	*	*	*	*	*
30/03/2025	05:00	*	*	*	*	*	*	*	*	*	*	*	*	*	*	*	*	*	*	*	*	*	*	*	*	*	*
30/03/2025	06:00	*	*	*	*	*	*	*	*	*	*	*	*	*	*	*	*	*	*	*	*	*	*	*	*	*	*
30/03/2025	07:00	*	*	*	*	*	*	*	*	*	*	*	*	*	*	*	*	*	*	*	*	*	*	*	*	*	*
30/03/2025	08:00	*	*	*	*	*	*	*	*	*	*	*	*	*	*	*	*	*	*	*	*	*	*	*	*	*	*
30/03/2025	09:00	*	*	*	*	*	*	*	*	*	*	*	*	*	*	*	*	*	*	*	*	*	*	*	*	*	*
30/03/2025	10:00	*	*	*	*	*	*	*	*	*	*	*	*	*	*	*	*	*	*	*	*	*	*	*	*	*	*
30/03/2025	11:00	*	*	*	*	*	*	*	*	*	*	*	*	*	*	*	*	*	*	*	*	*	*	*	*	*	*
30/03/2025	12:00	*	*	*	*	*	*	*	*	*	*	*	*	*	*	*	*	*	*	*	*	*	*	*	*	*	*
30/03/2025	13:00	*	*	*	*	*	*	*	*	*	*	*	*	*	*	*	*	*	*	*	*	*	*	*	*	*	*
30/03/2025	14:00	*	*	*	*	*	*	*	*	*	*	*	*	*	*	*	*	*	*	*	*	*	*	*	*	*	*
30/03/2025	15:00	*	*	*	*	*	*	*	*	*	*	*	*	*	*	*	*	*	*	*	*	*	*	*	*	*	*
30/03/2025	16:00	*	*	*	*	*	*	*	*	*	*	*	*	*	*	*	*	*	*	*	*	*	*	*	*	*	*
30/03/2025	17:00	*	*	*	*	*	*	*	*	*	*	*	*	*	*	*	*	*	*	*	*	*	*	*	*	*	*
30/03/2025	18:00	*	*	*	*	*	*	*	*	*	*	*	*	*	*	*	*	*	*	*	*	*	*	*	*	*	*
30/03/2025	19:00	*	*	*	*	*	*	*	*	*	*	*	*	*	*	*	*	*	*	*	*	*	*	*	*	*	*
30/03/2025	20:00	*	*	*	*	*	*	*	*	*	*	*	*	*	*	*	*	*	*	*	*	*	*	*	*	*	*
30/03/2025	21:00	*	*	*	*	*	*	*	*	*	*	*	*	*	*	*	*	*	*	*	*	*	*	*	*	*	*
30/03/2025	22:00	*	*	*	*	*	*	*	*	*	*	*	*	*	*	*	*	*	*	*	*	*	*	*	*	*	*
30/03/2025	23:00	*	*	*	*	*	*	*	*	*	*	*	*	*	*	*	*	*	*	*	*	*	*	*	*	*	*
24 Hr Summary		0	0	0	0	0	0	0	0	0	0	0	0	0	0	0	0	0	0	0	0	0	0	0	*	*	*

Incoming Histogram

TBL facing KL March 2025

from Tue-Mar-11-2025-08-00-AM to Wed-Apr-02-2025-08-59-AM

Date	Starting Hr:min	<15	15 to <20	20 to <25	25 to <30	30 to <35	35 to <40	40 to <45	45 to <50	50 to <55	55 to <60	60 to <65	65 to <70	70 to <75	75 to <80	80 to <85	85 to <90	90 to <95	95 to <100	100 to >105	Total Counts	Avg Speed (MPH)	85pet Speed	10MPH Pace	% in pace	# of Speeders	% Speeders
31/03/2025	00:00	*	*	*	*	*	*	*	*	*	*	*	*	*	*	*	*	*	*	*	*	*	*	*	*	*	*
31/03/2025	01:00	*	*	*	*	*	*	*	*	*	*	*	*	*	*	*	*	*	*	*	*	*	*	*	*	*	*
31/03/2025	02:00	*	*	*	*	*	*	*	*	*	*	*	*	*	*	*	*	*	*	*	*	*	*	*	*	*	*
31/03/2025	03:00	*	*	*	*	*	*	*	*	*	*	*	*	*	*	*	*	*	*	*	*	*	*	*	*	*	*
31/03/2025	04:00	*	*	*	*	*	*	*	*	*	*	*	*	*	*	*	*	*	*	*	*	*	*	*	*	*	*
31/03/2025	05:00	*	*	*	*	*	*	*	*	*	*	*	*	*	*	*	*	*	*	*	*	*	*	*	*	*	*
31/03/2025	06:00	*	*	*	*	*	*	*	*	*	*	*	*	*	*	*	*	*	*	*	*	*	*	*	*	*	*
31/03/2025	07:00	*	*	*	*	*	*	*	*	*	*	*	*	*	*	*	*	*	*	*	*	*	*	*	*	*	*
31/03/2025	08:00	*	*	*	*	*	*	*	*	*	*	*	*	*	*	*	*	*	*	*	*	*	*	*	*	*	*
31/03/2025	09:00	*	*	*	*	*	*	*	*	*	*	*	*	*	*	*	*	*	*	*	*	*	*	*	*	*	*
31/03/2025	10:00	*	*	*	*	*	*	*	*	*	*	*	*	*	*	*	*	*	*	*	*	*	*	*	*	*	*
31/03/2025	11:00	*	*	*	*	*	*	*	*	*	*	*	*	*	*	*	*	*	*	*	*	*	*	*	*	*	*
31/03/2025	12:00	*	*	*	*	*	*	*	*	*	*	*	*	*	*	*	*	*	*	*	*	*	*	*	*	*	*
31/03/2025	13:00	*	*	*	*	*	*	*	*	*	*	*	*	*	*	*	*	*	*	*	*	*	*	*	*	*	*
31/03/2025	14:00	*	*	*	*	*	*	*	*	*	*	*	*	*	*	*	*	*	*	*	*	*	*	*	*	*	*
31/03/2025	15:00	*	*	*	*	*	*	*	*	*	*	*	*	*	*	*	*	*	*	*	*	*	*	*	*	*	*
31/03/2025	16:00	*	*	*	*	*	*	*	*	*	*	*	*	*	*	*	*	*	*	*	*	*	*	*	*	*	*
31/03/2025	17:00	*	*	*	*	*	*	*	*	*	*	*	*	*	*	*	*	*	*	*	*	*	*	*	*	*	*
31/03/2025	18:00	*	*	*	*	*	*	*	*	*	*	*	*	*	*	*	*	*	*	*	*	*	*	*	*	*	*
31/03/2025	19:00	*	*	*	*	*	*	*	*	*	*	*	*	*	*	*	*	*	*	*	*	*	*	*	*	*	*
31/03/2025	20:00	*	*	*	*	*	*	*	*	*	*	*	*	*	*	*	*	*	*	*	*	*	*	*	*	*	*
31/03/2025	21:00	*	*	*	*	*	*	*	*	*	*	*	*	*	*	*	*	*	*	*	*	*	*	*	*	*	*
31/03/2025	22:00	*	*	*	*	*	*	*	*	*	*	*	*	*	*	*	*	*	*	*	*	*	*	*	*	*	*
31/03/2025	23:00	*	*	*	*	*	*	*	*	*	*	*	*	*	*	*	*	*	*	*	*	*	*	*	*	*	*
24 Hr Summary		0	0	0	0	0	0	0	0	0	0	0	0	0	0	0	0	0	0	0	0	0	0	0	*	*	*

Incoming Histogram

TBL facing KL March 2025

from Tue-Mar-11-2025-08-00-AM to Wed-Apr-02-2025-08-59-AM

Date	Starting Hr:min	<15	15 to <20	20 to <25	25 to <30	30 to <35	35 to <40	40 to <45	45 to <50	50 to <55	55 to <60	60 to <65	65 to <70	70 to <75	75 to <80	80 to <85	85 to <90	90 to <95	95 to <100	100 to >105	Total Counts	Avg Speed (MPH)	85pet Speed	10MPH Pace	% in pace	# of Speeders	% Speeders
01/04/2025	00:00	*	*	*	*	*	*	*	*	*	*	*	*	*	*	*	*	*	*	*	*	*	*	*	*	*	*
01/04/2025	01:00	*	*	*	*	*	*	*	*	*	*	*	*	*	*	*	*	*	*	*	*	*	*	*	*	*	*
01/04/2025	02:00	*	*	*	*	*	*	*	*	*	*	*	*	*	*	*	*	*	*	*	*	*	*	*	*	*	*
01/04/2025	03:00	*	*	*	*	*	*	*	*	*	*	*	*	*	*	*	*	*	*	*	*	*	*	*	*	*	*
01/04/2025	04:00	*	*	*	*	*	*	*	*	*	*	*	*	*	*	*	*	*	*	*	*	*	*	*	*	*	*
01/04/2025	05:00	*	*	*	*	*	*	*	*	*	*	*	*	*	*	*	*	*	*	*	*	*	*	*	*	*	*
01/04/2025	06:00	*	*	*	*	*	*	*	*	*	*	*	*	*	*	*	*	*	*	*	*	*	*	*	*	*	*
01/04/2025	07:00	*	*	*	*	*	*	*	*	*	*	*	*	*	*	*	*	*	*	*	*	*	*	*	*	*	*
01/04/2025	08:00	*	*	*	*	*	*	*	*	*	*	*	*	*	*	*	*	*	*	*	*	*	*	*	*	*	*
01/04/2025	09:00	*	*	*	*	*	*	*	*	*	*	*	*	*	*	*	*	*	*	*	*	*	*	*	*	*	*
01/04/2025	10:00	*	*	*	*	*	*	*	*	*	*	*	*	*	*	*	*	*	*	*	*	*	*	*	*	*	*
01/04/2025	11:00	*	*	*	*	*	*	*	*	*	*	*	*	*	*	*	*	*	*	*	*	*	*	*	*	*	*
01/04/2025	12:00	*	*	*	*	*	*	*	*	*	*	*	*	*	*	*	*	*	*	*	*	*	*	*	*	*	*
01/04/2025	13:00	*	*	*	*	*	*	*	*	*	*	*	*	*	*	*	*	*	*	*	*	*	*	*	*	*	*
01/04/2025	14:00	*	*	*	*	*	*	*	*	*	*	*	*	*	*	*	*	*	*	*	*	*	*	*	*	*	*
01/04/2025	15:00	*	*	*	*	*	*	*	*	*	*	*	*	*	*	*	*	*	*	*	*	*	*	*	*	*	*
01/04/2025	16:00	*	*	*	*	*	*	*	*	*	*	*	*	*	*	*	*	*	*	*	*	*	*	*	*	*	*
01/04/2025	17:00	*	*	*	*	*	*	*	*	*	*	*	*	*	*	*	*	*	*	*	*	*	*	*	*	*	*
01/04/2025	18:00	*	*	*	*	*	*	*	*	*	*	*	*	*	*	*	*	*	*	*	*	*	*	*	*	*	*
01/04/2025	19:00	*	*	*	*	*	*	*	*	*	*	*	*	*	*	*	*	*	*	*	*	*	*	*	*	*	*
01/04/2025	20:00	*	*	*	*	*	*	*	*	*	*	*	*	*	*	*	*	*	*	*	*	*	*	*	*	*	*
01/04/2025	21:00	*	*	*	*	*	*	*	*	*	*	*	*	*	*	*	*	*	*	*	*	*	*	*	*	*	*
01/04/2025	22:00	*	*	*	*	*	*	*	*	*	*	*	*	*	*	*	*	*	*	*	*	*	*	*	*	*	*
01/04/2025	23:00	*	*	*	*	*	*	*	*	*	*	*	*	*	*	*	*	*	*	*	*	*	*	*	*	*	*
24 Hr Summary		0	0	0	0	0	0	0	0	0	0	0	0	0	0	0	0	0	0	0	0	0	0	0	*	*	*

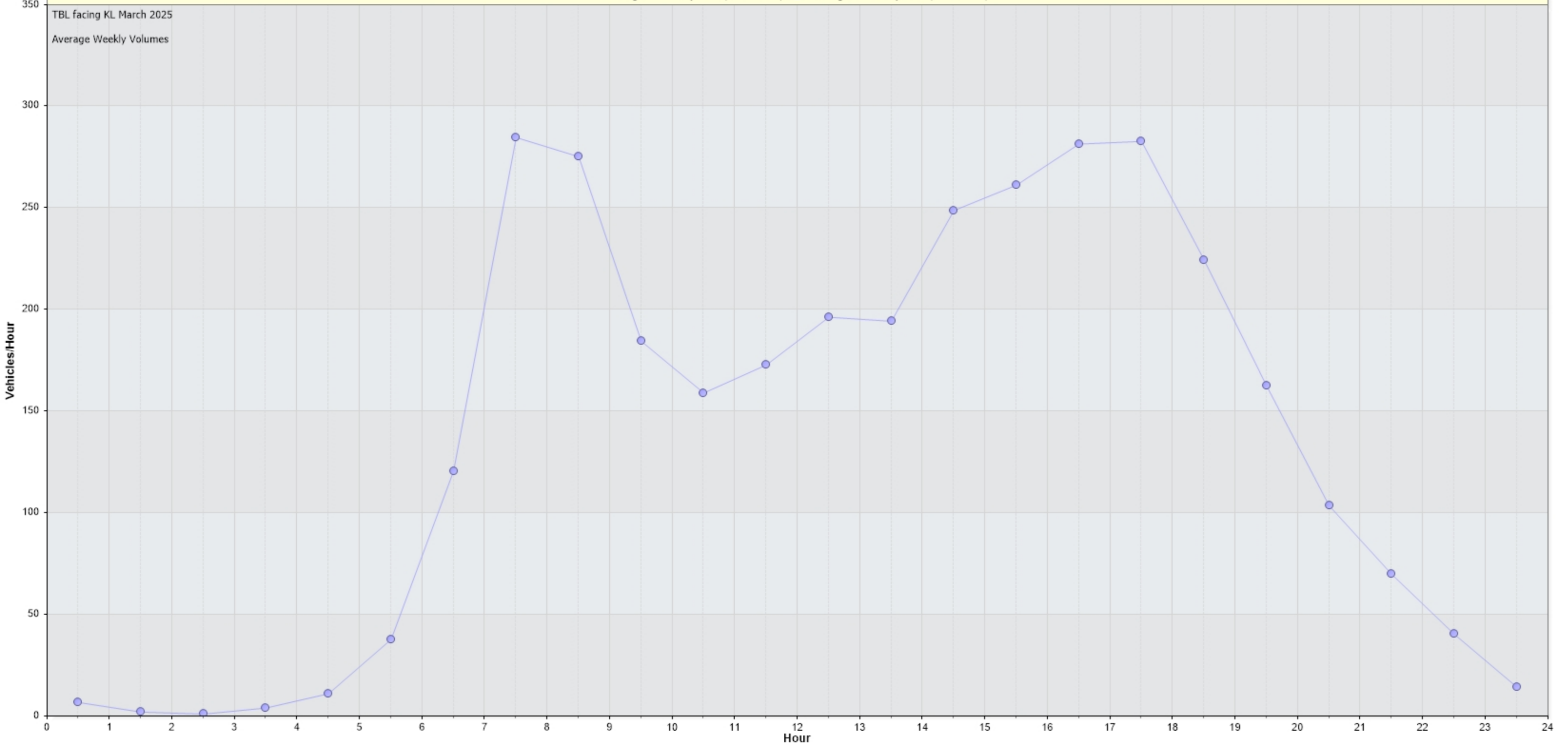
Incoming Histogram

TBL facing KL March 2025

from Tue-Mar-11-2025-08-00-AM to Wed-Apr-02-2025-08-59-AM

Date	Starting Hr:min	<15	15 to <20	20 to <25	25 to <30	30 to <35	35 to <40	40 to <45	45 to <50	50 to <55	55 to <60	60 to <65	65 to <70	70 to <75	75 to <80	80 to <85	85 to <90	90 to <95	95 to <100	100 to >105	Total Counts	Avg Speed (MPH)	85pet Speed	10MPH Pace	% in pace	# of Speeders	% Speeders	
02/04/2025	00:00	*	*	*	*	*	*	*	*	*	*	*	*	*	*	*	*	*	*	*	*	*	*	*	*	*	*	
02/04/2025	01:00	*	*	*	*	*	*	*	*	*	*	*	*	*	*	*	*	*	*	*	*	*	*	*	*	*	*	
02/04/2025	02:00	*	*	*	*	*	*	*	*	*	*	*	*	*	*	*	*	*	*	*	*	*	*	*	*	*	*	
02/04/2025	03:00	*	*	*	*	*	*	*	*	*	*	*	*	*	*	*	*	*	*	*	*	*	*	*	*	*	*	
02/04/2025	04:00	*	*	*	*	*	*	*	*	*	*	*	*	*	*	*	*	*	*	*	*	*	*	*	*	*	*	
02/04/2025	05:00	*	*	*	*	*	*	*	*	*	*	*	*	*	*	*	*	*	*	*	*	*	*	*	*	*	*	
02/04/2025	06:00	*	*	*	*	*	*	*	*	*	*	*	*	*	*	*	*	*	*	*	*	*	*	*	*	*	*	
02/04/2025	07:00	*	*	*	*	*	*	*	*	*	*	*	*	*	*	*	*	*	*	*	*	*	*	*	*	*	*	
02/04/2025	08:00	0	0	0	0	0	0	0	0	0	0	0	0	0	0	0	0	0	0	0	0	0	0	*	*	*	*	
02/04/2025	09:00	*	*	*	*	*	*	*	*	*	*	*	*	*	*	*	*	*	*	*	*	*	*	*	*	*	*	*
02/04/2025	10:00	*	*	*	*	*	*	*	*	*	*	*	*	*	*	*	*	*	*	*	*	*	*	*	*	*	*	*
02/04/2025	11:00	*	*	*	*	*	*	*	*	*	*	*	*	*	*	*	*	*	*	*	*	*	*	*	*	*	*	*
02/04/2025	12:00	*	*	*	*	*	*	*	*	*	*	*	*	*	*	*	*	*	*	*	*	*	*	*	*	*	*	*
02/04/2025	13:00	*	*	*	*	*	*	*	*	*	*	*	*	*	*	*	*	*	*	*	*	*	*	*	*	*	*	*
02/04/2025	14:00	*	*	*	*	*	*	*	*	*	*	*	*	*	*	*	*	*	*	*	*	*	*	*	*	*	*	*
02/04/2025	15:00	*	*	*	*	*	*	*	*	*	*	*	*	*	*	*	*	*	*	*	*	*	*	*	*	*	*	*
02/04/2025	16:00	*	*	*	*	*	*	*	*	*	*	*	*	*	*	*	*	*	*	*	*	*	*	*	*	*	*	*
02/04/2025	17:00	*	*	*	*	*	*	*	*	*	*	*	*	*	*	*	*	*	*	*	*	*	*	*	*	*	*	*
02/04/2025	18:00	*	*	*	*	*	*	*	*	*	*	*	*	*	*	*	*	*	*	*	*	*	*	*	*	*	*	*
02/04/2025	19:00	*	*	*	*	*	*	*	*	*	*	*	*	*	*	*	*	*	*	*	*	*	*	*	*	*	*	*
02/04/2025	20:00	*	*	*	*	*	*	*	*	*	*	*	*	*	*	*	*	*	*	*	*	*	*	*	*	*	*	*
02/04/2025	21:00	*	*	*	*	*	*	*	*	*	*	*	*	*	*	*	*	*	*	*	*	*	*	*	*	*	*	*
02/04/2025	22:00	*	*	*	*	*	*	*	*	*	*	*	*	*	*	*	*	*	*	*	*	*	*	*	*	*	*	*
02/04/2025	23:00	*	*	*	*	*	*	*	*	*	*	*	*	*	*	*	*	*	*	*	*	*	*	*	*	*	*	*
24 Hr Summary		0	0	0	0	0	0	0	0	0	0	0	0	0	0	0	0	0	0	0	0	0	0	0	*	*	*	*

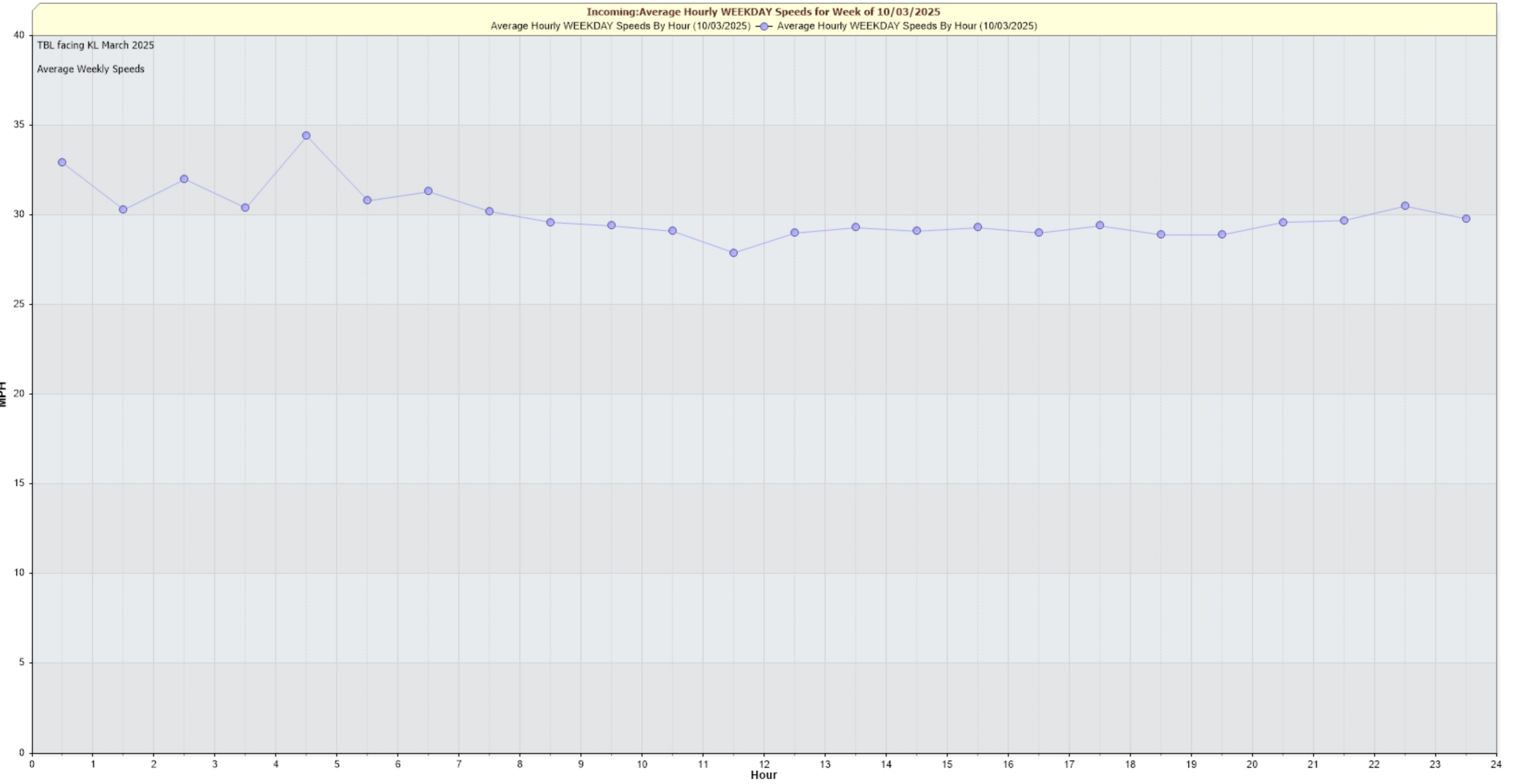
Incoming:Average Hourly Volume for Week of 10/03/2025
Average Counts By Hour (10/03/2025) — Average Counts By Hour (10/03/2025)



TBL facing KL March 2025
Average Weekly Volumes

Incoming: Average Hourly WEEKDAY Speeds for Week of 10/03/2025
Average Hourly WEEKDAY Speeds By Hour (10/03/2025) — Average Hourly WEEKDAY Speeds By Hour (10/03/2025)

TBL facing KL March 2025
Average Weekly Speeds



Incoming:Daily Volume for Week of 10/03/2025

Daily Vehicle Counts

Daily Vehicle Counts

TBL facing KL March 2025

Daily Volumes

Vehicles

Monday

Tuesday

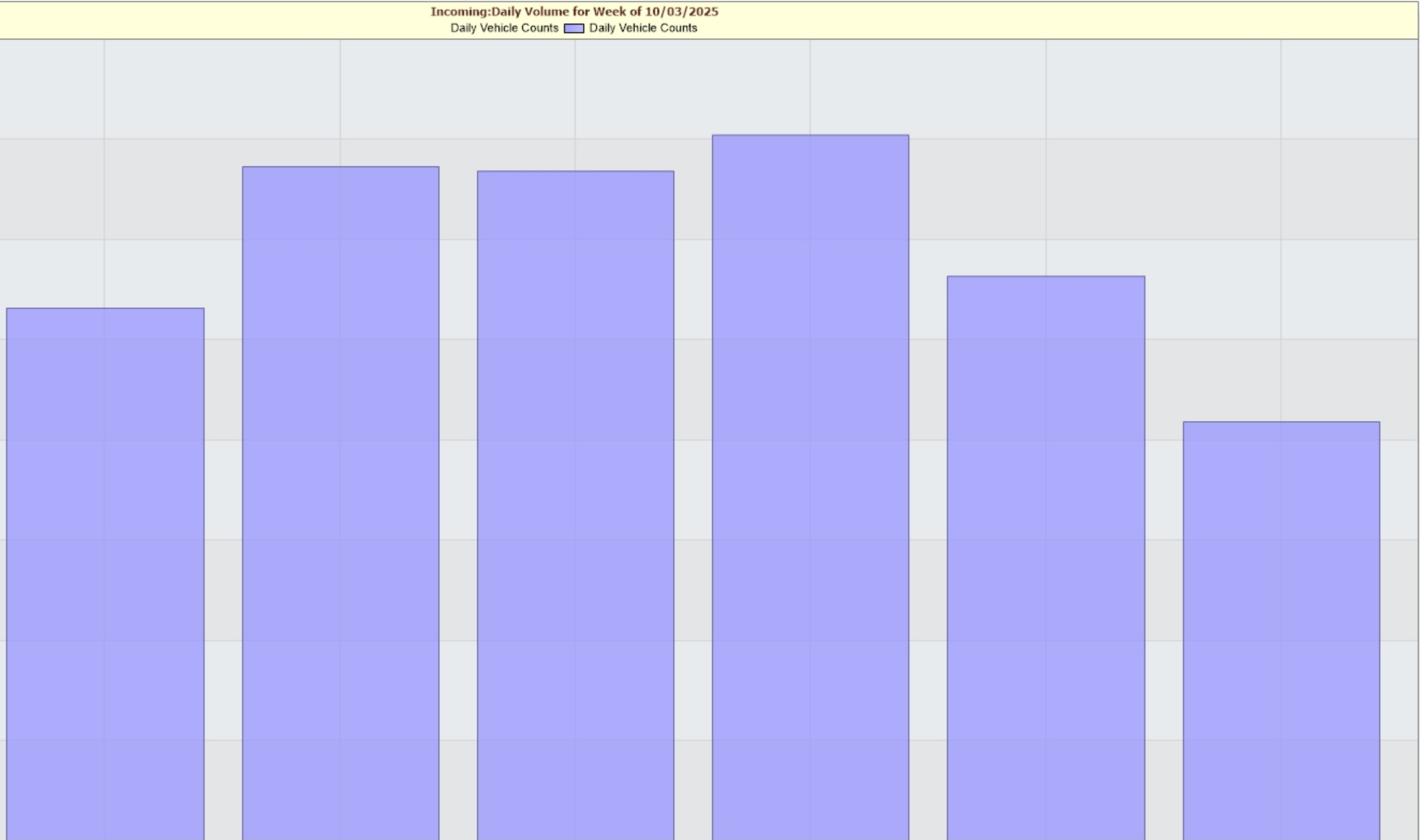
Wednesday

Thursday
Day

Friday

Saturday

Sunday

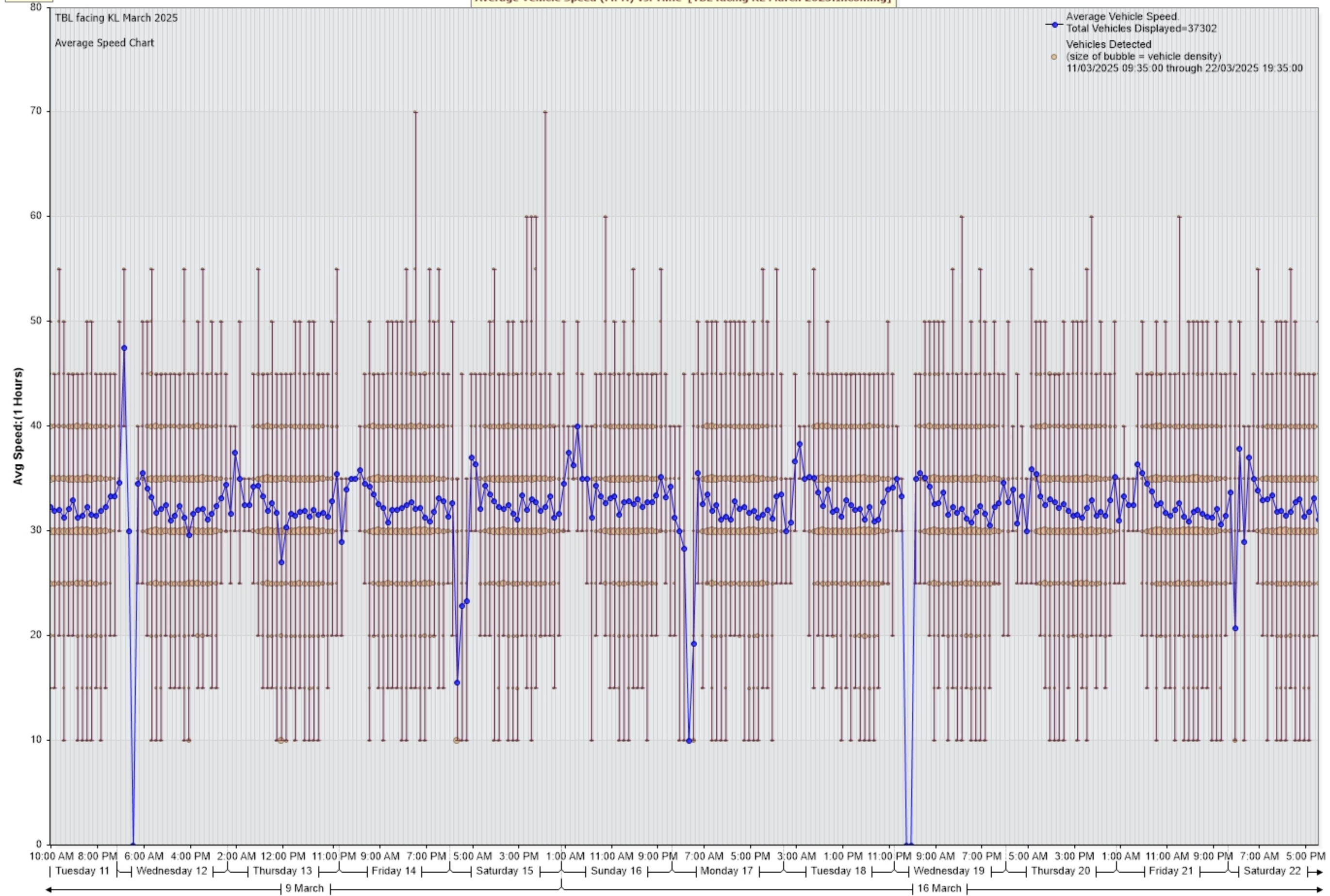


Zoom help

Average Vehicle Speed (MPH) vs. Time [TBL facing KL March 2025:Incoming]

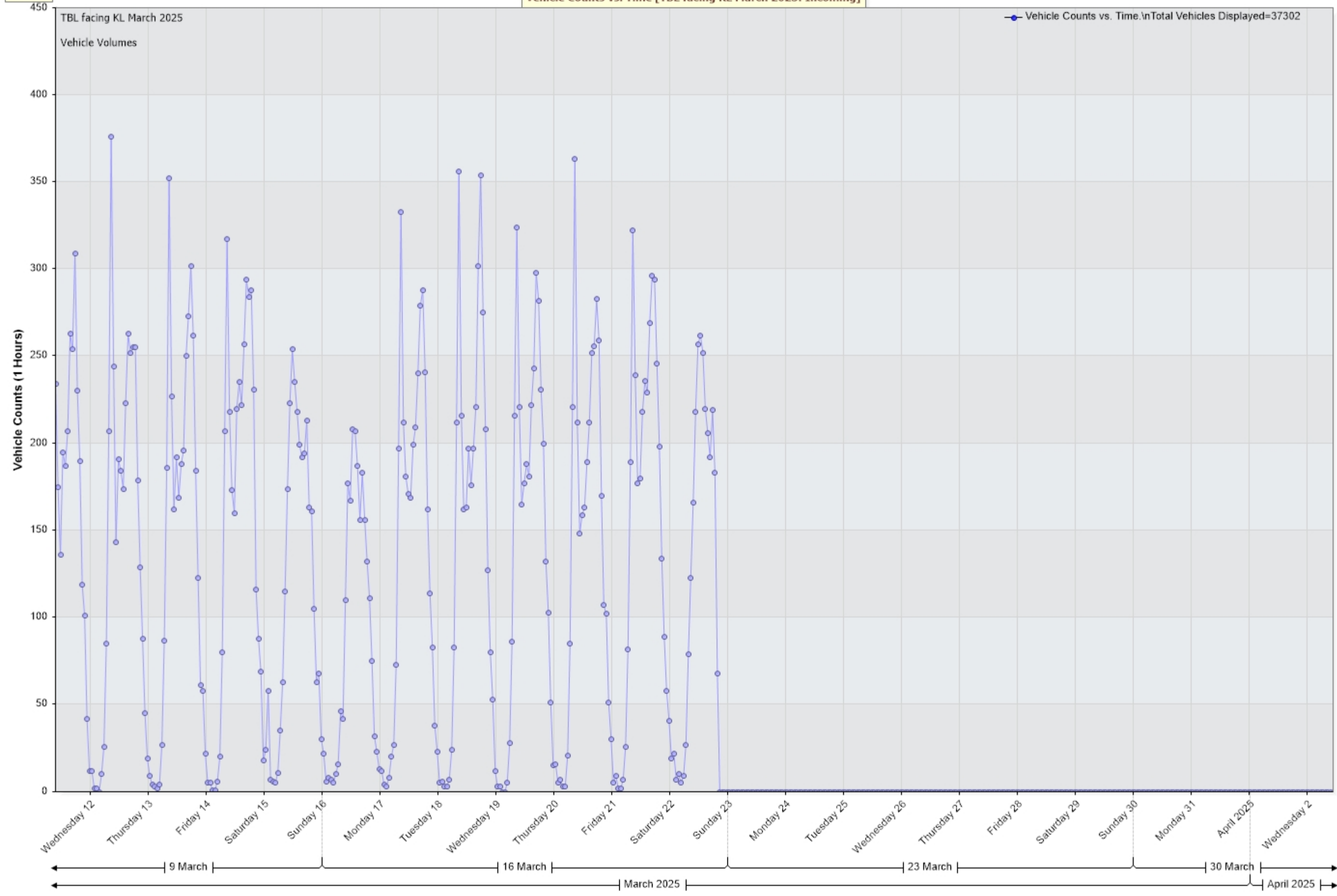
TBL facing KL March 2025
Average Speed Chart

Average Vehicle Speed.
Total Vehicles Displayed=37302
Vehicles Detected
(size of bubble = vehicle density)
11/03/2025 09:35:00 through 22/03/2025 19:35:00



Zoom help

Vehicle Counts vs. Time [TBL facing KL March 2025: Incoming]

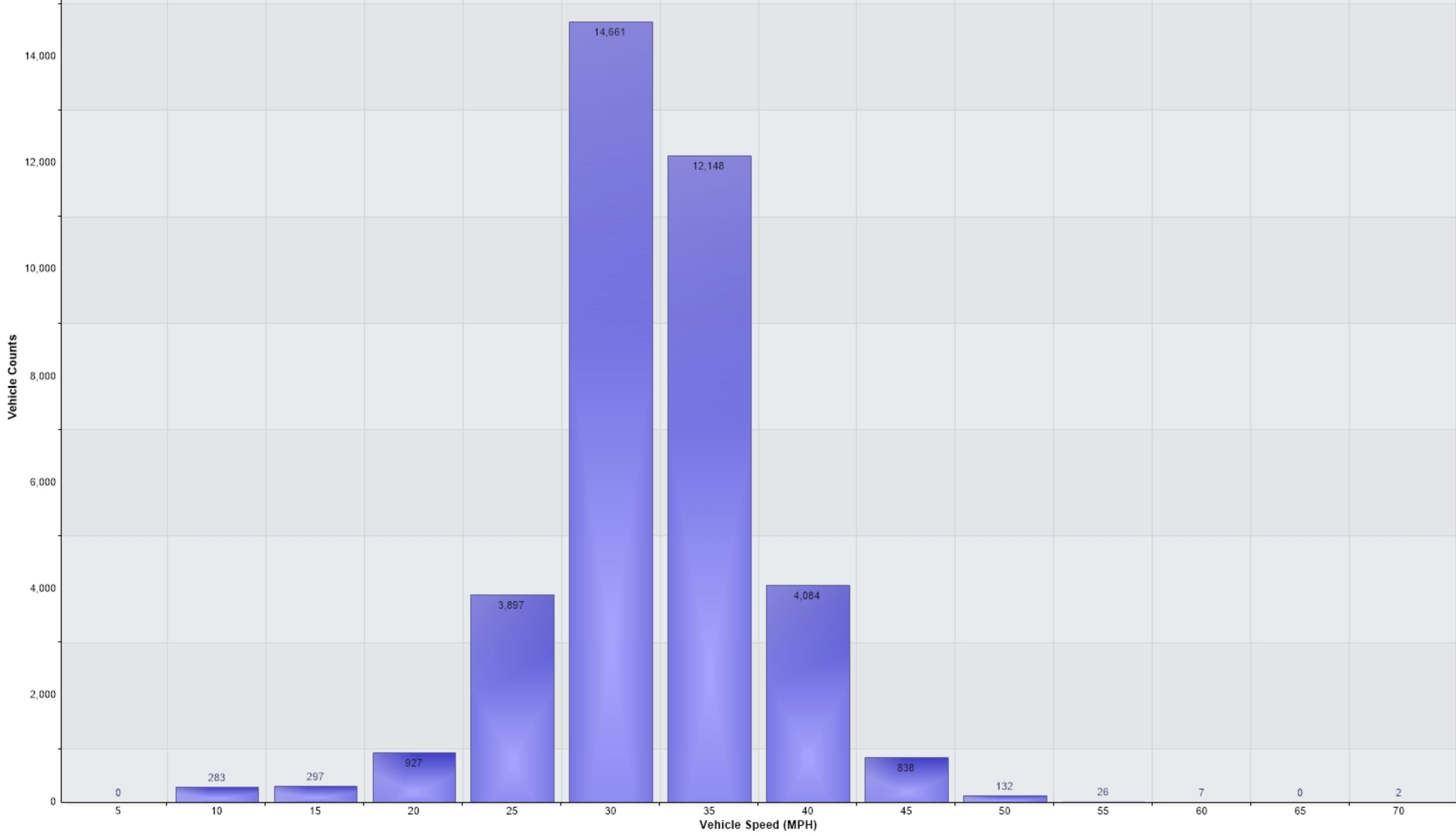


Vehicle Counts Vs. Speed [TBL facing KL March 2025: Incoming]

TBL facing KL March 2025

Volume By Speed Histogram

37,302 Counts



Percentile Counts Vs. Speed for [TBL facing KL March 2025: Incoming]

TBL facing KL March 2025
85th Pct Speed=34.8 MPH
Vehicles in data=37302
11/03/2025 08:00:00 to 02/04/2025 08:59:59

