

For Project: Singleton Hill Jan/Feb 2024
 Project Notes:
 Location/Name: Incoming
 Report Generated: 19/02/2024 11:49:59
 Speed Intervals: 5 MPH
 Time Intervals: Instant
 Traffic Report From: 22/01/2024 09:00:00 through 19/02/2024 11:59:59
 85th Percentile Speed: 34 MPH
 85th Percentile Vehicles: 39873
 Max Speed: 65 MPH on 27/01/2024 15:20:00
 Total Vehicles: 46909
 AADT: 1667

Volumes - weekly counts

Time	5 Day	7 Day
Average Daily	2380	2277
AM Peak 08:00	167	133
PM Peak 17:00	297	261

Speed

Speed Limit: 35
 85th Percentile Speed: 34
 50th Percentile Speed: 28.3
 10 MPH Pace Interval: 25.0 MPH to 35.0 MPH
 Average Speed: 28.24

	Monday	Tuesday	Wednesday	Thursday	Friday	Saturday	Sunday
Count over limit	708	614	441	669	747	722	662
% over limit	10.0	9.2	8.2	9.1	9.0	10.7	12.3
Avg Speeder	38.6	38.7	38.7	38.9	38.9	38.9	38.9
Avg Speed	9.0	8.9	8.6	9.0	9.1	10.5	11.5

Day/Time Ending	85th pctl (MPH)	85th pctl cnts	Total Cnts	Max Speed	Avg Speeder	% Speeders	Avg Speed
22/01/2024 10:00:00	34.6	24	28	40	37.5	10.7%	30.1
22/01/2024 11:00:00	34.5	122	144	45	38.3	12.5%	29.4
22/01/2024 12:00:00	34.7	141	166	50	39.3	13.3%	29.1
22/01/2024 13:00:00	34.7	151	178	55	38.5	13.5%	29.6
22/01/2024 14:00:00	35.6	140	165	45	38.0	17.0%	30.3
22/01/2024 15:00:00	34.7	204	240	45	38.5	12.9%	29.0
22/01/2024 16:00:00	34.5	229	269	50	38.5	11.5%	29.2
22/01/2024 17:00:00	34.7	211	248	55	39.2	12.9%	29.2
22/01/2024 18:00:00	33.3	231	272	45	37.9	9.2%	27.5
22/01/2024 19:00:00	33.9	174	205	40	37.5	9.8%	27.8
22/01/2024 20:00:00	35.4	96	113	50	39.2	15.9%	29.3
22/01/2024 21:00:00	35.0	65	77	45	38.3	15.6%	29.6
22/01/2024 22:00:00	35.0	51	60	50	39.2	15.0%	30.2
22/01/2024 23:00:00	36.2	32	38	45	39.6	18.4%	29.6
23/01/2024 00:00:00	40.0	10	12	45	39.5	41.7%	32.9
23/01/2024 01:00:00	37.5	7	8	40	37.5	25.0%	29.5
23/01/2024 02:00:00	45.0	3	3	45	40.0	66.7%	30.3
23/01/2024 03:00:00	30.0	1	1	30	0.0	0.0%	27.0
23/01/2024 04:00:00	32.5	3	4	35	0.0	0.0%	30.0
23/01/2024 05:00:00	38.0	9	11	40	37.5	45.5%	31.2
23/01/2024 06:00:00	35.0	27	32	50	40.5	15.6%	30.3
23/01/2024 07:00:00	37.1	83	98	50	39.4	21.4%	31.2
23/01/2024 08:00:00	34.7	241	284	55	38.3	12.7%	29.9
23/01/2024 09:00:00	34.8	234	275	50	38.9	13.5%	30.0
23/01/2024 10:00:00	35.2	137	161	45	37.7	15.5%	30.0
23/01/2024 11:00:00	33.7	132	155	45	38.3	8.4%	28.7
23/01/2024 12:00:00	33.9	134	158	40	37.5	8.2%	29.1
23/01/2024 13:00:00	34.7	140	165	50	38.4	13.3%	29.4
23/01/2024 14:00:00	36.0	139	164	50	39.2	17.7%	30.7
23/01/2024 15:00:00	34.6	31	36	40	37.5	11.1%	29.5
23/01/2024 16:00:00	**No Data**						
23/01/2024 17:00:00	**No Data**						
						
25/01/2024 10:00:00	30.0	13	15	35	0.0	0.0%	25.1
25/01/2024 11:00:00	35.0	75	88	45	37.9	14.8%	29.1
25/01/2024 12:00:00	35.0	84	99	45	38.5	15.2%	29.2
25/01/2024 13:00:00	34.1	98	115	45	37.9	10.4%	26.8
25/01/2024 14:00:00	36.0	124	146	45	38.5	17.8%	29.5
25/01/2024 15:00:00	34.4	128	151	50	39.3	11.3%	28.9
25/01/2024 16:00:00	33.3	201	236	50	39.1	6.8%	28.0
25/01/2024 17:00:00	34.3	235	276	55	38.7	10.9%	28.8
25/01/2024 18:00:00	33.7	222	261	50	38.8	7.7%	28.6
25/01/2024 19:00:00	33.6	193	227	50	38.7	9.3%	27.9
25/01/2024 20:00:00	33.9	143	168	45	37.9	8.3%	28.3
25/01/2024 21:00:00	34.2	116	136	50	40.5	11.0%	28.9
25/01/2024 22:00:00	33.2	76	89	55	43.3	6.7%	27.4
25/01/2024 23:00:00	33.5	44	52	55	41.5	9.6%	28.9

26/01/2024 00:00:00	41.2	26	30	55	42.5	23.3%	31.9
26/01/2024 01:00:00	40.0	8	9	45	40.0	22.2%	32.2
26/01/2024 02:00:00	38.3	14	16	45	38.8	25.0%	29.8
26/01/2024 03:00:00	40.0	4	5	50	42.5	40.0%	33.0
26/01/2024 04:00:00	40.0	3	3	40	37.5	33.3%	32.0
26/01/2024 05:00:00	40.0	3	3	40	37.5	33.3%	30.3
26/01/2024 06:00:00	40.0	11	13	45	40.8	23.1%	29.3
26/01/2024 07:00:00	34.6	36	42	40	37.5	11.9%	27.6
26/01/2024 08:00:00	33.6	70	82	50	39.2	7.3%	26.4
26/01/2024 09:00:00	33.2	121	142	40	37.5	7.0%	27.3
26/01/2024 10:00:00	34.8	83	98	55	39.3	14.3%	28.9
26/01/2024 11:00:00	34.2	91	107	45	38.0	10.3%	28.8
26/01/2024 12:00:00	35.6	95	112	50	38.0	17.0%	28.4
26/01/2024 13:00:00	34.2	131	154	50	39.3	11.0%	28.6
26/01/2024 14:00:00	34.7	121	142	55	39.2	12.7%	28.9
26/01/2024 15:00:00	34.5	161	189	45	38.4	11.6%	28.6
26/01/2024 16:00:00	33.7	212	250	50	39.1	8.8%	28.0
26/01/2024 17:00:00	34.1	248	292	55	39.7	10.3%	28.4
26/01/2024 18:00:00	33.7	233	274	50	38.8	8.8%	28.1
26/01/2024 19:00:00	33.2	212	250	50	39.1	7.6%	27.8
26/01/2024 20:00:00	33.6	134	158	45	38.7	8.2%	28.7
26/01/2024 21:00:00	34.5	118	139	45	38.1	12.9%	28.4
26/01/2024 22:00:00	35.0	79	93	45	37.9	15.1%	28.6
26/01/2024 23:00:00	34.8	67	79	45	38.4	13.9%	29.8
27/01/2024 00:00:00	34.6	44	52	45	38.9	13.5%	29.4
27/01/2024 01:00:00	37.5	20	23	45	38.5	21.7%	30.0
27/01/2024 02:00:00	36.7	14	16	40	37.5	18.8%	29.3
27/01/2024 03:00:00	35.0	6	7	50	47.5	14.3%	31.3
27/01/2024 04:00:00	37.5	6	7	40	37.5	28.6%	31.3
27/01/2024 05:00:00	35.0	3	3	35	0.0	0.0%	25.7
27/01/2024 06:00:00	32.5	7	8	35	0.0	0.0%	23.9
27/01/2024 07:00:00	40.0	13	15	45	40.8	20.0%	31.1
27/01/2024 08:00:00	34.3	17	20	45	40.0	10.0%	28.2
27/01/2024 09:00:00	38.3	48	56	50	42.0	17.9%	28.5
27/01/2024 10:00:00	34.3	96	113	45	38.0	9.7%	29.1
27/01/2024 11:00:00	35.8	116	137	55	38.8	17.5%	28.9
27/01/2024 12:00:00	35.5	140	165	50	39.5	16.4%	30.0
27/01/2024 13:00:00	33.9	154	181	45	38.3	7.2%	28.8
27/01/2024 14:00:00	34.9	124	146	45	38.9	14.4%	28.8
27/01/2024 15:00:00	34.3	154	181	45	38.7	11.6%	28.6
27/01/2024 16:00:00	35.2	141	166	65	39.2	15.7%	29.1
27/01/2024 17:00:00	34.2	186	219	45	38.2	10.5%	28.6
27/01/2024 18:00:00	33.7	174	205	45	38.9	6.8%	28.3
27/01/2024 19:00:00	33.4	144	169	45	39.0	5.9%	28.1
27/01/2024 20:00:00	34.1	98	115	45	37.9	11.3%	28.5
27/01/2024 21:00:00	35.0	86	101	50	39.8	14.9%	29.3
27/01/2024 22:00:00	37.5	57	67	50	40.2	22.4%	31.0
27/01/2024 23:00:00	34.8	46	54	65	42.5	13.0%	30.0

28/01/2024 00:00:00	34.5	31	36	45	38.8	11.1%	29.4
28/01/2024 01:00:00	33.8	22	26	45	40.0	7.7%	28.3
28/01/2024 02:00:00	36.7	8	10	40	37.5	30.0%	31.0
28/01/2024 03:00:00	40.0	6	7	45	40.0	28.6%	32.7
28/01/2024 04:00:00	35.0	10	12	45	42.5	16.7%	30.8
28/01/2024 05:00:00	35.0	3	4	50	47.5	25.0%	33.3
28/01/2024 06:00:00	35.0	5	6	40	37.5	16.7%	30.5
28/01/2024 07:00:00	40.0	6	7	50	39.5	71.4%	37.0
28/01/2024 08:00:00	33.6	18	21	40	37.5	4.8%	27.0
28/01/2024 09:00:00	34.6	32	38	50	42.5	13.2%	29.0
28/01/2024 10:00:00	35.0	51	60	45	38.6	15.0%	29.5
28/01/2024 11:00:00	35.3	82	97	45	37.8	16.5%	30.4
28/01/2024 12:00:00	35.0	118	139	45	38.5	15.1%	29.5
28/01/2024 13:00:00	34.7	140	165	50	39.2	12.7%	30.2
28/01/2024 14:00:00	35.7	127	149	45	37.9	16.8%	30.1
28/01/2024 15:00:00	35.3	117	138	50	39.1	15.9%	30.4
28/01/2024 16:00:00	34.2	144	170	50	40.6	9.4%	29.0
28/01/2024 17:00:00	34.4	133	157	50	38.3	11.5%	29.0
28/01/2024 18:00:00	34.2	124	146	50	38.8	11.0%	28.5
28/01/2024 19:00:00	33.9	106	125	60	40.2	10.4%	28.3
28/01/2024 20:00:00	35.9	82	97	50	38.3	18.6%	30.1
28/01/2024 21:00:00	33.8	73	86	50	40.0	7.0%	28.3
28/01/2024 22:00:00	36.5	42	49	40	37.5	20.4%	29.4
28/01/2024 23:00:00	37.8	31	36	45	38.0	27.8%	30.9
29/01/2024 00:00:00	40.0	19	22	45	40.5	22.7%	30.6
29/01/2024 01:00:00	45.0	8	9	50	42.5	33.3%	34.2
29/01/2024 02:00:00	35.0	1	1	35	0.0	0.0%	32.0
29/01/2024 03:00:00	35.0	4	5	40	37.5	20.0%	31.2
29/01/2024 04:00:00	40.0	2	2	40	37.5	50.0%	32.0
29/01/2024 05:00:00	37.5	5	6	40	37.5	33.3%	29.5
29/01/2024 06:00:00	38.3	9	11	45	38.8	36.4%	30.7
29/01/2024 07:00:00	33.0	19	22	40	37.5	4.5%	25.1
29/01/2024 08:00:00	35.0	61	72	45	38.4	15.3%	28.7
29/01/2024 09:00:00	33.6	134	158	45	38.7	8.2%	27.8
29/01/2024 10:00:00	34.6	82	96	40	37.5	12.5%	28.1
29/01/2024 11:00:00	33.8	93	109	40	37.5	8.3%	27.7
29/01/2024 12:00:00	34.5	114	134	45	37.8	11.9%	28.8
29/01/2024 13:00:00	33.2	117	138	40	37.5	6.5%	26.2
29/01/2024 14:00:00	33.8	119	140	45	38.0	7.1%	28.5
29/01/2024 15:00:00	33.6	128	151	55	40.4	7.9%	28.0
29/01/2024 16:00:00	34.1	216	254	50	38.1	10.2%	28.4
29/01/2024 17:00:00	32.5	215	253	40	37.5	3.2%	27.1
29/01/2024 18:00:00	32.5	262	308	50	39.3	4.5%	27.6
29/01/2024 19:00:00	33.5	179	211	45	38.1	8.5%	27.9
29/01/2024 20:00:00	33.6	124	146	50	39.6	8.2%	28.2
29/01/2024 21:00:00	33.3	98	115	55	40.6	7.0%	28.2
29/01/2024 22:00:00	33.6	66	78	50	40.8	7.7%	28.7
29/01/2024 23:00:00	33.8	40	47	40	37.5	6.4%	28.9

30/01/2024 00:00:00	37.5	21	25	45	39.2	24.0%	29.6
30/01/2024 01:00:00	40.0	9	11	45	40.0	36.4%	31.6
30/01/2024 02:00:00	35.0	6	7	65	62.5	14.3%	31.3
30/01/2024 03:00:00	35.0	1	1	35	0.0	0.0%	32.0
30/01/2024 04:00:00	45.0	3	3	45	42.5	33.3%	33.7
30/01/2024 05:00:00	35.0	3	3	35	0.0	0.0%	28.7
30/01/2024 06:00:00	37.5	12	14	40	37.5	28.6%	29.9
30/01/2024 07:00:00	33.6	20	24	40	37.5	8.3%	26.5
30/01/2024 08:00:00	34.0	76	89	45	38.1	10.1%	27.2
30/01/2024 09:00:00	32.9	127	149	45	38.1	5.4%	27.4
30/01/2024 10:00:00	34.0	97	114	40	37.5	10.5%	27.5
30/01/2024 11:00:00	33.3	86	101	45	38.9	6.9%	27.0
30/01/2024 12:00:00	34.4	88	103	50	38.3	11.7%	28.5
30/01/2024 13:00:00	33.6	108	127	45	38.0	7.9%	27.8
30/01/2024 14:00:00	33.5	116	137	40	37.5	8.8%	27.5
30/01/2024 15:00:00	33.8	128	150	50	38.9	9.3%	27.9
30/01/2024 16:00:00	33.8	199	234	45	38.0	9.0%	28.1
30/01/2024 17:00:00	33.4	223	262	45	38.3	6.9%	27.7
30/01/2024 18:00:00	32.5	273	321	55	40.2	4.0%	27.2
30/01/2024 19:00:00	33.7	184	217	40	37.5	9.7%	28.0
30/01/2024 20:00:00	34.0	141	166	65	40.4	10.2%	29.0
30/01/2024 21:00:00	34.8	90	106	55	39.5	14.2%	28.2
30/01/2024 22:00:00	35.9	49	58	40	37.5	19.0%	29.9
30/01/2024 23:00:00	34.2	42	50	50	41.5	10.0%	29.7
31/01/2024 00:00:00	34.0	17	20	40	37.5	5.0%	29.8
31/01/2024 01:00:00	37.5	7	8	40	37.5	25.0%	29.6
31/01/2024 02:00:00	45.0	5	6	50	43.8	66.7%	38.8
31/01/2024 03:00:00	45.0	5	6	50	44.2	50.0%	37.2
31/01/2024 04:00:00	30.0	2	2	30	0.0	0.0%	24.5
31/01/2024 05:00:00	30.0	3	4	35	0.0	0.0%	24.5
31/01/2024 06:00:00	37.5	10	12	40	37.5	33.3%	29.3
31/01/2024 07:00:00	35.8	26	31	40	37.5	19.4%	27.5
31/01/2024 08:00:00	34.6	74	87	55	39.3	12.6%	28.0
31/01/2024 09:00:00	33.0	125	147	45	38.1	6.1%	27.1
31/01/2024 10:00:00	34.2	90	106	40	37.5	11.3%	27.8
31/01/2024 11:00:00	32.4	86	101	40	37.5	3.0%	26.4
31/01/2024 12:00:00	34.8	87	102	45	39.6	13.7%	27.9
31/01/2024 13:00:00	34.5	127	149	45	38.9	12.1%	28.5
31/01/2024 14:00:00	34.4	100	118	50	39.6	11.9%	28.8
31/01/2024 15:00:00	34.5	132	155	45	37.8	11.6%	28.1
31/01/2024 16:00:00	32.8	202	238	45	38.6	3.8%	27.2
31/01/2024 17:00:00	34.2	218	257	50	38.6	10.9%	28.7
31/01/2024 18:00:00	33.3	238	280	45	38.8	5.7%	28.0
31/01/2024 19:00:00	33.3	184	217	50	38.7	6.0%	28.2
31/01/2024 20:00:00	33.9	152	179	55	39.3	9.5%	28.5
31/01/2024 21:00:00	33.5	98	115	40	37.5	7.0%	28.3
31/01/2024 22:00:00	34.6	62	73	45	38.6	12.3%	29.4
31/01/2024 23:00:00	35.8	34	40	50	38.9	17.5%	29.6

01/02/2024 00:00:00	37.5	25	29	40	37.5	27.6%	29.7
01/02/2024 01:00:00	40.0	8	9	45	39.2	33.3%	30.9
01/02/2024 02:00:00	30.0	3	3	30	0.0	0.0%	25.3
01/02/2024 03:00:00	30.0	3	4	40	37.5	25.0%	28.5
01/02/2024 04:00:00	40.0	5	6	45	39.2	50.0%	33.7
01/02/2024 05:00:00	25.0	2	2	25	0.0	0.0%	22.0
01/02/2024 06:00:00	35.0	12	14	45	42.5	14.3%	28.1
01/02/2024 07:00:00	37.1	36	42	50	39.7	21.4%	28.7
01/02/2024 08:00:00	35.5	66	78	45	38.7	16.7%	28.3
01/02/2024 09:00:00	34.0	156	183	45	37.8	10.4%	28.4
01/02/2024 10:00:00	34.6	75	88	45	38.0	12.5%	28.1
01/02/2024 11:00:00	34.2	88	103	55	39.3	10.7%	28.0
01/02/2024 12:00:00	34.0	104	122	45	37.9	9.8%	27.4
01/02/2024 13:00:00	34.4	106	125	45	37.8	12.8%	27.7
01/02/2024 14:00:00	34.4	107	126	45	39.3	11.1%	28.8
01/02/2024 15:00:00	34.4	123	145	50	39.0	11.7%	28.1
01/02/2024 16:00:00	33.2	231	272	55	39.3	5.1%	27.9
01/02/2024 17:00:00	34.6	216	254	45	38.1	12.6%	28.6
01/02/2024 18:00:00	33.2	246	290	50	39.0	5.9%	27.9
01/02/2024 19:00:00	32.9	188	221	45	39.0	4.5%	27.4
01/02/2024 20:00:00	34.3	152	179	60	41.5	11.7%	29.0
01/02/2024 21:00:00	34.6	115	135	40	37.5	12.6%	29.2
01/02/2024 22:00:00	34.4	84	99	50	39.3	11.1%	29.2
01/02/2024 23:00:00	35.7	51	60	50	39.5	16.7%	30.0
02/02/2024 00:00:00	34.6	25	29	45	39.2	10.3%	29.4
02/02/2024 01:00:00	33.8	8	10	40	37.5	10.0%	29.5
02/02/2024 02:00:00	42.5	5	6	45	42.5	33.3%	30.5
02/02/2024 03:00:00	42.5	7	8	45	40.8	37.5%	33.9
02/02/2024 04:00:00	35.0	8	9	50	47.5	11.1%	28.8
02/02/2024 05:00:00	35.0	2	2	35	0.0	0.0%	27.0
02/02/2024 06:00:00	33.3	7	8	35	0.0	0.0%	27.6
02/02/2024 07:00:00	33.1	34	40	50	40.8	7.5%	28.0
02/02/2024 08:00:00	34.0	66	78	45	38.1	10.3%	27.3
02/02/2024 09:00:00	33.6	127	149	50	40.0	9.4%	28.3
02/02/2024 10:00:00	32.5	83	98	40	37.5	3.1%	26.6
02/02/2024 11:00:00	34.0	91	107	45	38.1	8.4%	27.6
02/02/2024 12:00:00	33.3	91	107	45	38.5	4.7%	27.5
02/02/2024 13:00:00	36.0	116	136	50	39.5	16.9%	29.3
02/02/2024 14:00:00	34.7	128	150	45	38.6	12.7%	29.0
02/02/2024 15:00:00	33.8	142	167	50	39.4	9.6%	27.4
02/02/2024 16:00:00	34.3	201	237	50	38.6	11.8%	28.2
02/02/2024 17:00:00	33.7	220	259	55	39.3	8.5%	27.6
02/02/2024 18:00:00	33.1	262	308	45	38.8	6.5%	27.3
02/02/2024 19:00:00	33.7	196	230	50	39.1	8.3%	28.8
02/02/2024 20:00:00	33.2	156	184	50	39.2	8.2%	27.8
02/02/2024 21:00:00	35.4	105	123	50	39.1	15.4%	29.1
02/02/2024 22:00:00	34.0	77	91	45	38.8	8.8%	28.8
02/02/2024 23:00:00	35.0	54	64	50	38.5	15.6%	29.0

03/02/2024 00:00:00	38.3	28	33	50	41.1	21.2%	31.6
03/02/2024 01:00:00	36.7	12	14	40	37.5	21.4%	30.1
03/02/2024 02:00:00	35.0	8	10	40	37.5	20.0%	29.5
03/02/2024 03:00:00	34.0	9	11	40	37.5	9.1%	28.5
03/02/2024 04:00:00	35.0	4	5	45	42.5	20.0%	31.0
03/02/2024 05:00:00	30.0	3	4	35	0.0	0.0%	25.8
03/02/2024 06:00:00	37.5	8	9	40	37.5	22.2%	23.7
03/02/2024 07:00:00	38.3	8	10	45	38.8	40.0%	30.6
03/02/2024 08:00:00	34.0	22	26	40	37.5	11.5%	26.9
03/02/2024 09:00:00	33.7	50	59	40	37.5	8.5%	27.4
03/02/2024 10:00:00	33.5	83	98	45	38.6	9.2%	26.6
03/02/2024 11:00:00	33.6	119	140	60	39.6	8.6%	27.6
03/02/2024 12:00:00	34.5	133	157	50	38.6	12.1%	29.1
03/02/2024 13:00:00	34.4	151	178	50	38.7	11.8%	28.7
03/02/2024 14:00:00	34.4	133	156	50	39.1	12.2%	27.7
03/02/2024 15:00:00	34.4	139	164	50	38.5	12.2%	28.6
03/02/2024 16:00:00	34.5	153	180	50	38.0	11.1%	29.3
03/02/2024 17:00:00	34.2	167	197	50	38.8	10.2%	29.0
03/02/2024 18:00:00	33.6	146	172	55	39.0	7.6%	28.6
03/02/2024 19:00:00	33.0	133	156	45	38.0	6.4%	27.2
03/02/2024 20:00:00	34.5	100	118	45	37.9	11.9%	29.4
03/02/2024 21:00:00	35.0	90	106	45	37.8	15.1%	28.8
03/02/2024 22:00:00	34.2	68	80	45	38.8	10.0%	28.8
03/02/2024 23:00:00	35.6	54	64	45	38.4	17.2%	29.2
04/02/2024 00:00:00	35.0	33	39	45	38.3	15.4%	29.8
04/02/2024 01:00:00	39.0	20	24	50	40.6	33.3%	32.1
04/02/2024 02:00:00	35.0	14	16	40	37.5	12.5%	28.8
04/02/2024 03:00:00	40.0	7	8	45	40.0	25.0%	31.4
04/02/2024 04:00:00	35.0	3	4	45	42.5	25.0%	30.8
04/02/2024 05:00:00	35.0	6	7	40	37.5	14.3%	27.7
04/02/2024 06:00:00	35.0	6	7	50	47.5	14.3%	29.9
04/02/2024 07:00:00	35.0	8	10	45	42.5	20.0%	30.5
04/02/2024 08:00:00	31.7	17	20	40	37.5	5.0%	26.0
04/02/2024 09:00:00	37.5	26	31	55	41.8	22.6%	30.7
04/02/2024 10:00:00	37.3	53	62	60	40.4	22.6%	30.0
04/02/2024 11:00:00	34.7	91	107	45	37.9	13.1%	29.3
04/02/2024 12:00:00	34.8	110	130	45	38.3	13.8%	29.8
04/02/2024 13:00:00	34.9	147	173	50	38.7	14.5%	29.5
04/02/2024 14:00:00	34.8	132	155	45	38.9	13.5%	29.7
04/02/2024 15:00:00	34.6	140	165	50	39.3	12.1%	30.1
04/02/2024 16:00:00	34.3	148	174	40	37.5	10.9%	29.0
04/02/2024 17:00:00	33.8	132	155	45	38.3	8.4%	28.7
04/02/2024 18:00:00	34.7	133	157	45	38.5	13.4%	29.3
04/02/2024 19:00:00	33.0	117	138	50	39.5	7.2%	27.2
04/02/2024 20:00:00	34.6	76	89	45	38.4	12.4%	29.4
04/02/2024 21:00:00	33.8	62	73	55	40.8	8.2%	28.9
04/02/2024 22:00:00	33.9	31	36	50	40.8	8.3%	27.4
04/02/2024 23:00:00	35.0	33	39	50	39.2	15.4%	28.5

05/02/2024 00:00:00	35.0	16	19	45	39.2	15.8%	29.5
05/02/2024 01:00:00	35.0	6	7	40	37.5	14.3%	31.3
05/02/2024 02:00:00	35.0	2	2	35	0.0	0.0%	29.5
05/02/2024 03:00:00	35.0	2	2	35	0.0	0.0%	29.5
05/02/2024 04:00:00	33.3	3	4	35	0.0	0.0%	29.5
05/02/2024 05:00:00	40.0	3	3	40	37.5	66.7%	32.0
05/02/2024 06:00:00	40.0	6	7	45	40.0	28.6%	26.3
05/02/2024 07:00:00	33.8	29	34	40	37.5	5.9%	27.6
05/02/2024 08:00:00	34.2	75	88	40	37.5	10.2%	27.6
05/02/2024 09:00:00	32.3	132	155	45	38.9	4.5%	27.2
05/02/2024 10:00:00	33.8	90	106	50	38.9	10.4%	27.3
05/02/2024 11:00:00	32.0	88	104	40	37.5	2.9%	26.1
05/02/2024 12:00:00	33.8	85	100	45	38.5	10.0%	27.6
05/02/2024 13:00:00	33.6	107	126	45	38.0	7.9%	27.9
05/02/2024 14:00:00	34.2	109	128	45	38.2	10.9%	28.3
05/02/2024 15:00:00	34.4	131	154	55	40.0	11.7%	28.1
05/02/2024 16:00:00	33.3	199	234	45	38.8	6.8%	28.3
05/02/2024 17:00:00	34.0	227	267	55	38.5	9.4%	28.6
05/02/2024 18:00:00	33.1	257	302	45	37.7	7.6%	26.7
05/02/2024 19:00:00	34.7	149	175	45	38.6	13.1%	29.0
05/02/2024 20:00:00	33.7	132	155	45	37.9	8.4%	28.4
05/02/2024 21:00:00	32.6	92	108	50	40.0	5.6%	27.6
05/02/2024 22:00:00	35.0	64	75	55	39.3	14.7%	30.0
05/02/2024 23:00:00	36.0	37	43	45	38.9	16.3%	29.4
06/02/2024 00:00:00	38.0	12	14	40	37.5	35.7%	31.1
06/02/2024 01:00:00	38.3	6	7	40	37.5	42.9%	31.3
06/02/2024 02:00:00	40.0	8	9	45	40.0	22.2%	30.3
06/02/2024 03:00:00	45.0	3	4	50	45.0	50.0%	35.8
06/02/2024 04:00:00	40.0	3	3	40	37.5	66.7%	32.0
06/02/2024 05:00:00	35.0	4	5	45	42.5	20.0%	29.0
06/02/2024 06:00:00	40.0	8	9	45	40.0	22.2%	28.1
06/02/2024 07:00:00	34.4	26	30	55	44.2	10.0%	28.4
06/02/2024 08:00:00	33.3	68	80	45	38.3	7.5%	27.0
06/02/2024 09:00:00	32.8	133	157	45	38.2	4.5%	27.5
06/02/2024 10:00:00	33.5	92	108	45	38.6	8.3%	26.9
06/02/2024 11:00:00	33.1	89	105	40	37.5	5.7%	26.4
06/02/2024 12:00:00	33.5	91	107	45	38.8	7.5%	27.7
06/02/2024 13:00:00	32.9	140	165	55	39.4	7.9%	27.5
06/02/2024 14:00:00	33.0	129	152	40	37.5	6.6%	27.3
06/02/2024 15:00:00	33.8	140	165	50	40.0	8.5%	27.9
06/02/2024 16:00:00	32.7	195	229	40	37.5	5.7%	27.3
06/02/2024 17:00:00	32.6	247	291	45	38.2	4.8%	27.2
06/02/2024 18:00:00	31.5	252	296	50	38.4	3.7%	26.7
06/02/2024 19:00:00	32.4	234	275	45	38.0	3.6%	26.8
06/02/2024 20:00:00	33.2	158	186	45	39.6	7.5%	27.7
06/02/2024 21:00:00	33.6	115	135	45	37.9	8.9%	27.9
06/02/2024 22:00:00	34.2	76	89	45	39.2	10.1%	28.8
06/02/2024 23:00:00	35.0	43	51	50	40.6	15.7%	30.3

07/02/2024 00:00:00	35.0	16	19	40	37.5	15.8%	29.5
07/02/2024 01:00:00	40.0	8	9	45	40.0	22.2%	30.3
07/02/2024 02:00:00	10.9	199	234	45	40.0	0.9%	8.8
07/02/2024 03:00:00	15.0	19	22	35	0.0	0.0%	10.5
07/02/2024 04:00:00	10.0	5	6	40	37.5	16.7%	12.3
07/02/2024 05:00:00	42.5	4	5	45	42.5	40.0%	33.0
07/02/2024 06:00:00	33.3	8	9	35	0.0	0.0%	26.4
07/02/2024 07:00:00	36.2	35	41	45	39.6	17.1%	28.4
07/02/2024 08:00:00	33.6	76	89	45	38.2	7.9%	27.0
07/02/2024 09:00:00	32.0	127	149	40	37.5	5.4%	25.4
07/02/2024 10:00:00	33.9	86	101	40	37.5	8.9%	27.8
07/02/2024 11:00:00	32.6	78	92	40	37.5	5.4%	26.1
07/02/2024 12:00:00	33.6	111	131	45	38.9	8.4%	27.5
07/02/2024 13:00:00	33.0	109	128	45	38.5	7.8%	26.5
07/02/2024 14:00:00	33.9	119	140	55	39.0	9.3%	27.9
07/02/2024 15:00:00	33.4	145	171	40	37.5	7.0%	27.6
07/02/2024 16:00:00	34.1	239	281	50	38.0	10.3%	27.9
07/02/2024 17:00:00	33.9	234	275	45	38.0	10.2%	28.0
07/02/2024 18:00:00	32.0	282	332	45	38.8	2.4%	26.9
07/02/2024 19:00:00	32.8	199	234	45	38.3	5.1%	27.4
07/02/2024 20:00:00	32.6	164	193	55	40.4	6.2%	26.0
07/02/2024 21:00:00	33.5	128	151	50	40.2	7.3%	28.4
07/02/2024 22:00:00	34.1	58	68	45	39.6	10.3%	28.1
07/02/2024 23:00:00	36.9	41	48	45	38.5	20.8%	30.1
08/02/2024 00:00:00	33.3	14	17	45	40.0	11.8%	28.6
08/02/2024 01:00:00	32.5	10	12	40	37.5	8.3%	28.3
08/02/2024 02:00:00	30.0	3	4	45	42.5	25.0%	29.5
08/02/2024 03:00:00	42.5	4	5	45	42.5	40.0%	34.0
08/02/2024 04:00:00	50.0	1	1	50	47.5	100.0%	47.0
08/02/2024 05:00:00	35.0	4	5	45	42.5	20.0%	27.0
08/02/2024 06:00:00	36.7	14	16	40	37.5	18.8%	23.4
08/02/2024 07:00:00	33.6	37	43	40	37.5	9.3%	23.6
08/02/2024 08:00:00	33.6	60	70	45	38.5	7.1%	27.3
08/02/2024 09:00:00	32.1	157	185	40	37.5	2.2%	26.9
08/02/2024 10:00:00	33.6	99	116	50	38.9	9.5%	26.7
08/02/2024 11:00:00	34.8	92	108	50	38.5	13.9%	27.7
08/02/2024 12:00:00	34.3	88	104	50	39.6	11.5%	28.5
08/02/2024 13:00:00	33.0	106	125	50	38.8	6.4%	27.3
08/02/2024 14:00:00	34.0	120	141	45	37.9	8.5%	29.0
08/02/2024 15:00:00	32.8	142	167	45	39.5	3.0%	27.7
08/02/2024 16:00:00	32.6	241	284	50	39.0	4.6%	27.2
08/02/2024 17:00:00	33.5	229	269	45	39.1	7.1%	28.2
08/02/2024 18:00:00	33.3	249	293	50	38.6	6.5%	28.0
08/02/2024 19:00:00	32.8	215	253	45	38.5	5.9%	27.6
08/02/2024 20:00:00	33.6	133	156	45	38.2	9.0%	28.2
08/02/2024 21:00:00	32.6	128	150	45	39.7	6.0%	27.5
08/02/2024 22:00:00	33.6	67	79	50	39.2	7.6%	28.3
08/02/2024 23:00:00	34.7	37	43	40	37.5	11.6%	30.0

09/02/2024 00:00:00	33.3	15	18	40	37.5	5.6%	28.7
09/02/2024 01:00:00	34.3	14	17	40	37.5	11.8%	28.9
09/02/2024 02:00:00	40.0	7	8	45	40.0	25.0%	30.8
09/02/2024 03:00:00	40.0	3	3	40	37.5	66.7%	35.3
09/02/2024 04:00:00	35.0	5	6	40	37.5	16.7%	31.3
09/02/2024 05:00:00	40.0	3	4	50	42.5	50.0%	33.3
09/02/2024 06:00:00	35.0	11	13	45	42.5	15.4%	26.7
09/02/2024 07:00:00	34.4	31	37	45	40.5	13.5%	28.4
09/02/2024 08:00:00	33.4	85	100	45	38.3	6.0%	27.3
09/02/2024 09:00:00	32.6	156	183	40	37.5	4.9%	27.1
09/02/2024 10:00:00	33.1	85	100	45	39.5	5.0%	27.3
09/02/2024 11:00:00	32.6	104	122	45	38.5	4.1%	26.4
09/02/2024 12:00:00	32.4	115	135	45	38.3	4.4%	26.5
09/02/2024 13:00:00	33.7	135	159	45	37.9	8.2%	27.7
09/02/2024 14:00:00	33.8	139	164	50	38.6	8.5%	27.6
09/02/2024 15:00:00	33.5	153	180	50	39.4	7.2%	27.5
09/02/2024 16:00:00	32.8	264	311	50	38.5	4.8%	27.3
09/02/2024 17:00:00	33.0	269	317	45	38.3	7.9%	27.1
09/02/2024 18:00:00	32.5	264	311	50	39.3	5.5%	26.8
09/02/2024 19:00:00	31.9	241	283	45	38.4	3.9%	26.9
09/02/2024 20:00:00	33.2	158	186	50	38.7	7.0%	28.3
09/02/2024 21:00:00	34.0	120	141	55	38.7	9.2%	28.4
09/02/2024 22:00:00	33.5	78	92	45	38.8	8.7%	28.0
09/02/2024 23:00:00	34.0	59	69	45	38.3	8.7%	29.2
10/02/2024 00:00:00	34.4	30	35	40	37.5	11.4%	28.4
10/02/2024 01:00:00	36.2	20	23	40	37.5	17.4%	29.7
10/02/2024 02:00:00	38.3	9	11	45	38.8	36.4%	32.0
10/02/2024 03:00:00	32.5	9	11	40	37.5	9.1%	28.0
10/02/2024 04:00:00	42.5	7	8	45	40.8	37.5%	34.6
10/02/2024 05:00:00	35.0	3	3	35	0.0	0.0%	28.7
10/02/2024 06:00:00	28.3	8	10	35	0.0	0.0%	22.1
10/02/2024 07:00:00	33.8	17	20	45	40.0	10.0%	26.9
10/02/2024 08:00:00	34.5	23	27	45	39.2	11.1%	27.8
10/02/2024 09:00:00	33.5	60	71	45	38.5	7.0%	27.3
10/02/2024 10:00:00	32.9	95	112	55	42.5	4.5%	26.5
10/02/2024 11:00:00	33.7	137	161	45	38.6	5.6%	28.2
10/02/2024 12:00:00	34.0	167	196	50	38.8	10.2%	28.1
10/02/2024 13:00:00	34.6	169	199	50	39.6	13.1%	28.6
10/02/2024 14:00:00	33.7	163	192	50	39.2	7.8%	28.5
10/02/2024 15:00:00	34.0	156	183	50	38.7	9.3%	28.1
10/02/2024 16:00:00	34.1	134	158	45	38.2	9.5%	28.9
10/02/2024 17:00:00	34.9	137	161	60	39.9	14.3%	29.8
10/02/2024 18:00:00	33.2	173	204	45	38.2	6.9%	27.8
10/02/2024 19:00:00	32.4	152	179	55	40.6	4.5%	27.8
10/02/2024 20:00:00	33.3	123	145	50	39.4	9.0%	28.2
10/02/2024 21:00:00	32.8	93	109	45	38.3	5.5%	27.3
10/02/2024 22:00:00	34.2	64	75	45	38.1	10.7%	28.0
10/02/2024 23:00:00	35.0	56	66	40	37.5	15.2%	29.0

11/02/2024 00:00:00	34.1	31	36	40	37.5	5.6%	29.1
11/02/2024 01:00:00	36.2	17	20	40	37.5	20.0%	29.3
11/02/2024 02:00:00	37.5	8	9	40	37.5	22.2%	28.8
11/02/2024 03:00:00	33.0	10	12	35	0.0	0.0%	28.0
11/02/2024 04:00:00	35.0	5	6	40	37.5	16.7%	29.5
11/02/2024 05:00:00	42.5	6	7	45	42.5	28.6%	27.7
11/02/2024 06:00:00	30.0	4	5	35	0.0	0.0%	27.2
11/02/2024 07:00:00	37.5	17	20	50	41.3	20.0%	29.2
11/02/2024 08:00:00	29.4	22	26	40	37.5	3.8%	21.5
11/02/2024 09:00:00	33.3	34	40	45	38.8	10.0%	25.6
11/02/2024 10:00:00	34.1	58	68	45	38.2	10.3%	27.1
11/02/2024 11:00:00	34.9	89	105	50	38.2	14.3%	28.9
11/02/2024 12:00:00	34.6	129	152	45	39.6	12.5%	29.7
11/02/2024 13:00:00	34.3	173	204	45	37.7	11.3%	28.9
11/02/2024 14:00:00	33.8	134	158	45	38.2	8.9%	28.5
11/02/2024 15:00:00	34.5	132	155	50	39.3	12.3%	29.2
11/02/2024 16:00:00	33.7	160	188	50	38.8	8.0%	28.4
11/02/2024 17:00:00	33.6	149	175	60	39.8	8.6%	28.1
11/02/2024 18:00:00	33.4	122	144	50	39.3	7.6%	27.4
11/02/2024 19:00:00	33.8	97	114	45	39.0	8.8%	28.1
11/02/2024 20:00:00	32.1	98	115	45	38.1	7.8%	26.9
11/02/2024 21:00:00	33.8	84	99	45	38.5	10.1%	28.2
11/02/2024 22:00:00	30.0	3	3	30	0.0	0.0%	27.3
11/02/2024 23:00:00	**No Data**						
12/02/2024 00:00:00	**No Data**						
19/02/2024 12:00:00	0.0	0	0	0	0.0	0.0%	0.0

Day/Time Ending	85th pctl (MPH)	85th pctl cnts	Total Cnts	Max Speed	Avg Speeder	% Speeders	Avg Speed
23/01/2024 00:00:00	34.6	1883	2215	55	38.6	12.9%	29.0
24/01/2024 00:00:00	34.8	1322	1555	55	38.6	13.8%	29.8
25/01/2024 00:00:00	**No Data**						
26/01/2024 00:00:00	34.1	1776	2089	55	39.0	10.4%	28.5
27/01/2024 00:00:00	34.2	2298	2704	55	38.8	10.8%	28.4
28/01/2024 00:00:00	34.5	1878	2210	65	39.1	12.2%	28.9
29/01/2024 00:00:00	34.9	1502	1767	60	38.9	14.0%	29.5
30/01/2024 00:00:00	33.7	2117	2491	55	38.6	8.2%	28.0
31/01/2024 00:00:00	33.7	2097	2467	65	38.7	8.8%	27.9
01/02/2024 00:00:00	33.9	2093	2462	55	38.7	9.5%	28.2
02/02/2024 00:00:00	34.1	2201	2589	60	38.9	10.3%	28.3
03/02/2024 00:00:00	34.0	2213	2604	55	39.1	9.8%	28.1
04/02/2024 00:00:00	34.3	1830	2153	60	38.5	11.1%	28.5
05/02/2024 00:00:00	34.6	1529	1799	60	39.0	12.7%	29.2
06/02/2024 00:00:00	33.8	2034	2393	55	38.5	9.1%	27.9
07/02/2024 00:00:00	33.1	2275	2677	55	38.8	6.8%	27.4
08/02/2024 00:00:00	33.1	2487	2926	55	38.6	7.1%	25.7
09/02/2024 00:00:00	33.3	2250	2647	50	38.8	7.0%	27.7
10/02/2024 00:00:00	33.2	2530	2976	55	38.7	6.7%	27.4
11/02/2024 00:00:00	33.9	2006	2360	60	39.0	9.0%	28.2
12/02/2024 00:00:00	34.0	1551	1825	60	38.8	10.1%	28.2
13/02/2024 00:00:00	**No Data**						
14/02/2024 00:00:00	**No Data**						
15/02/2024 00:00:00							
						
16/02/2024 00:00:00							
17/02/2024 00:00:00							
18/02/2024 00:00:00							
19/02/2024 00:00:00							
19/02/2024 11:59:59	0.0	0	0	0	0.0	0.0%	0.0

Incoming Weekly Counts
 Singleton Hill Jan/Feb 2024

from Mon-Jan-22-2024-09-00-AM to Mon-Feb-19-2024-11-59-AM

	22/01/2024	to	28/01/2024							
	Monday	Tuesday	Wednesday	Thursday	Friday	Saturday	Sunday	Week	Weekend	Week Day 85%
Hour	22/01/2024	23/01/2024	24/01/2024	25/01/2024	26/01/2024	27/01/2024	28/01/2024	Day Avg	Avg	Avg Speed
0 - 1	*	8	0	0	9	23	26	4.25	24.5	38.75
1 - 2	*	3	0	0	16	16	10	4.75	13	41.65
2 - 3	*	1	0	0	5	7	7	1.5	7	35
3 - 4	*	4	0	0	3	7	12	1.75	9.5	36.25
4 - 5	*	11	0	0	3	3	4	3.5	3.5	39
5 - 6	*	32	0	0	13	8	6	11.25	7	37.5
6 - 7	*	98	0	0	42	15	7	35	11	35.85
7 - 8	*	284	0	0	82	20	21	91.5	20.5	34.15
8 - 9	*	275	0	0	142	56	38	104.25	47	34
9 - 10	28	161	0	15	98	113	60	60.4	86.5	33.65
10 - 11	144	155	0	88	107	137	97	98.8	117	34.35
11 - 12	166	158	0	99	112	165	139	107	152	34.8
12 - 13	178	165	0	115	154	181	165	122.4	173	34.42
13 - 14	165	164	0	146	142	146	149	123.4	147.5	35.58
14 - 15	240	36	0	151	189	181	138	123.2	159.5	34.55
15 - 16	269	0	0	236	250	166	170	151	168	33.83
16 - 17	248	0	0	276	292	219	157	163.2	188	34.37
17 - 18	272	0	0	261	274	205	146	161.4	175.5	33.57
18 - 19	205	0	0	227	250	169	125	136.4	147	33.57
19 - 20	113	0	0	168	158	115	97	87.8	106	34.3
20 - 21	77	0	0	136	139	101	86	70.4	93.5	34.57
21 - 22	60	0	0	89	93	67	49	48.4	58	34.4
22 - 23	38	0	0	52	79	54	36	33.8	45	34.83
23 - 24	12	0	0	30	52	36	22	18.8	29	38.6
Totals	2215	1555	0	2089	2704	2210	1767			
% of Total	17.66%	12.4%	0%	16.66%	21.56%	17.62%	14.09%			

Incoming Weekly Counts
 Singleton Hill Jan/Feb 2024

from Mon-Jan-22-2024-09-00-AM to Mon-Feb-19-2024-11-59-AM

	29/01/2024	to	04/02/2024							
	Monday	Tuesday	Wednesday	Thursday	Friday	Saturday	Sunday	Week	Weekend	Week Day 85%
Hour	29/01/2024	30/01/2024	31/01/2024	01/02/2024	02/02/2024	03/02/2024	04/02/2024	Day Avg	Avg	Avg Speed
0 - 1	9	11	8	9	10	14	24	9.4	19	39.26
1 - 2	1	7	6	3	6	10	16	4.6	13	37.5
2 - 3	5	1	6	4	8	11	8	4.8	9.5	37.5
3 - 4	2	3	2	6	9	5	4	4.4	4.5	38
4 - 5	6	3	4	2	2	4	7	3.4	5.5	32.5
5 - 6	11	14	12	14	8	9	7	11.8	8	36.32
6 - 7	22	24	31	42	40	10	10	31.8	10	34.52
7 - 8	72	89	87	78	78	26	20	80.8	23	34.62
8 - 9	158	149	147	183	149	59	31	157.2	45	33.42
9 - 10	96	114	106	88	98	98	62	100.4	80	33.98
10 - 11	109	101	101	103	107	140	107	104.2	123.5	33.54
11 - 12	134	103	102	122	107	157	130	113.6	143.5	34.2
12 - 13	138	127	149	125	136	178	173	135	175.5	34.34
13 - 14	140	137	118	126	150	156	155	134.2	155.5	34.16
14 - 15	151	150	155	145	167	164	165	153.6	164.5	34.02
15 - 16	254	234	238	272	237	180	174	247	177	33.64
16 - 17	253	262	257	254	259	197	155	257	176	33.68
17 - 18	308	321	280	290	308	172	157	301.4	164.5	32.92
18 - 19	211	217	217	221	230	156	138	219.2	147	33.42
19 - 20	146	166	179	179	184	118	89	170.8	103.5	33.8
20 - 21	115	106	115	135	123	106	73	118.8	89.5	34.32
21 - 22	78	58	73	99	91	80	36	79.8	58	34.5
22 - 23	47	50	40	60	64	64	39	52.2	51.5	34.9
23 - 24	25	20	29	29	33	39	19	27.2	29	36.38
Totals	2491	2467	2462	2589	2604	2153	1799			
% of Total	15.04%	14.89%	14.86%	15.63%	15.72%	13%	10.86%			

Incoming Weekly Counts
 Singleton Hill Jan/Feb 2024

from Mon-Jan-22-2024-09-00-AM to Mon-Feb-19-2024-11-59-AM

	05/02/2024	to	11/02/2024							
	Monday	Tuesday	Wednesday	Thursday	Friday	Saturday	Sunday	Week	Weekend	Week Day 85%
Hour	05/02/2024	06/02/2024	07/02/2024	08/02/2024	09/02/2024	10/02/2024	11/02/2024	Day Avg	Avg	Avg Speed
0 - 1	7	7	9	12	17	23	20	10.4	21.5	36.02
1 - 2	2	9	234	4	8	11	9	51.4	10	31.18
2 - 3	2	4	22	5	3	11	12	7.2	11.5	35.5
3 - 4	4	3	6	1	6	8	6	4	7	33.66
4 - 5	3	5	5	5	4	3	7	4.4	5	38.5
5 - 6	7	9	9	16	13	10	5	10.8	7.5	37
6 - 7	34	30	41	43	37	20	20	37	20	34.48
7 - 8	88	80	89	70	100	27	26	85.4	26.5	33.62
8 - 9	155	157	149	185	183	71	40	165.8	55.5	32.36
9 - 10	106	108	101	116	100	112	68	106.2	90	33.58
10 - 11	104	105	92	108	122	161	105	106.2	133	33.02
11 - 12	100	107	131	104	135	196	152	115.4	174	33.52
12 - 13	126	165	128	125	159	199	204	140.6	201.5	33.24
13 - 14	128	152	140	141	164	192	158	145	175	33.78
14 - 15	154	165	171	167	180	183	155	167.4	169	33.58
15 - 16	234	229	281	284	311	158	188	267.8	173	33.1
16 - 17	267	291	275	269	317	161	175	283.8	168	33.4
17 - 18	302	296	332	293	311	204	144	306.8	174	32.48
18 - 19	175	275	234	253	283	179	114	244	146.5	32.92
19 - 20	155	186	193	156	186	145	115	175.2	130	33.26
20 - 21	108	135	151	150	141	109	99	137	104	33.26
21 - 22	75	89	68	79	92	75	3	80.6	39	34.08
22 - 23	43	51	48	43	69	66	0	50.8	33	35.32
23 - 24	14	19	17	18	35	36	0	20.6	18	34.8
Totals	2393	2677	2926	2647	2976	2360	1825			
% of Total	13.44%	15.04%	16.43%	14.87%	16.72%	13.26%	10.25%			

Incoming Weekly Counts
 Singleton Hill Jan/Feb 2024

from Mon-Jan-22-2024-09-00-AM to Mon-Feb-19-2024-11-59-AM

	12/02/2024	to	18/02/2024							
	Monday	Tuesday	Wednesday	Thursday	Friday	Saturday	Sunday	Week	Weekend	Week Day 85%
Hour	12/02/2024	13/02/2024	14/02/2024	15/02/2024	16/02/2024	17/02/2024	18/02/2024	Day Avg	Avg	Avg Speed
0 - 1	0	0	0	0	0	0	0	0	0	0
1 - 2	0	0	0	0	0	0	0	0	0	0
2 - 3	0	0	0	0	0	0	0	0	0	0
3 - 4	0	0	0	0	0	0	0	0	0	0
4 - 5	0	0	0	0	0	0	0	0	0	0
5 - 6	0	0	0	0	0	0	0	0	0	0
6 - 7	0	0	0	0	0	0	0	0	0	0
7 - 8	0	0	0	0	0	0	0	0	0	0
8 - 9	0	0	0	0	0	0	0	0	0	0
9 - 10	0	0	0	0	0	0	0	0	0	0
10 - 11	0	0	0	0	0	0	0	0	0	0
11 - 12	0	0	0	0	0	0	0	0	0	0
12 - 13	0	0	0	0	0	0	0	0	0	0
13 - 14	0	0	0	0	0	0	0	0	0	0
14 - 15	0	0	0	0	0	0	0	0	0	0
15 - 16	0	0	0	0	0	0	0	0	0	0
16 - 17	0	0	0	0	0	0	0	0	0	0
17 - 18	0	0	0	0	0	0	0	0	0	0
18 - 19	0	0	0	0	0	0	0	0	0	0
19 - 20	0	0	0	0	0	0	0	0	0	0
20 - 21	0	0	0	0	0	0	0	0	0	0
21 - 22	0	0	0	0	0	0	0	0	0	0
22 - 23	0	0	0	0	0	0	0	0	0	0
23 - 24	0	0	0	0	0	0	0	0	0	0
Totals	0	0	0	0	0	0	0			
% of Total	0%	0%	0%	0%	0%	0%	0%			

Incoming Weekly Counts
Singleton Hill Jan/Feb 2024

from Mon-Jan-22-2024-09-00-AM to Mon-Feb-19-2024-11-59-AM

	19/02/2024	to	25/02/2024							
	Monday	Tuesday	Wednesday	Thursday	Friday	Saturday	Sunday	Week	Weekend	Week Day 85%
Hour	19/02/2024	20/02/2024	21/02/2024	22/02/2024	23/02/2024	24/02/2024	25/02/2024	Day Avg	Avg	Avg Speed
0 - 1	0	*	*	*	*	*	*	0	0	0
1 - 2	0	*	*	*	*	*	*	0	0	0
2 - 3	0	*	*	*	*	*	*	0	0	0
3 - 4	0	*	*	*	*	*	*	0	0	0
4 - 5	0	*	*	*	*	*	*	0	0	0
5 - 6	0	*	*	*	*	*	*	0	0	0
6 - 7	0	*	*	*	*	*	*	0	0	0
7 - 8	0	*	*	*	*	*	*	0	0	0
8 - 9	0	*	*	*	*	*	*	0	0	0
9 - 10	0	*	*	*	*	*	*	0	0	0
10 - 11	0	*	*	*	*	*	*	0	0	0
11 - 12	0	*	*	*	*	*	*	0	0	0
12 - 13	*	*	*	*	*	*	*	0	0	0
13 - 14	*	*	*	*	*	*	*	0	0	0
14 - 15	*	*	*	*	*	*	*	0	0	0
15 - 16	*	*	*	*	*	*	*	0	0	0
16 - 17	*	*	*	*	*	*	*	0	0	0
17 - 18	*	*	*	*	*	*	*	0	0	0
18 - 19	*	*	*	*	*	*	*	0	0	0
19 - 20	*	*	*	*	*	*	*	0	0	0
20 - 21	*	*	*	*	*	*	*	0	0	0
21 - 22	*	*	*	*	*	*	*	0	0	0
22 - 23	*	*	*	*	*	*	*	0	0	0
23 - 24	*	*	*	*	*	*	*	0	0	0
Totals	0	0	0	0	0	0	0			
% of Total	0%	0%	0%	0%	0%	0%	0%			

Incoming Monthly Counts
 Singleton Hill Jan/Feb 2024

from Mon-Jan-22-2024-09-00-AM to Mon-Feb-19-2024-11-59-AM

	Jan 2024							Week	Weekend	Week Day 85%
Hour	Monday	Tuesday	Wednesday	Thursday	Friday	Saturday	Sunday	Day Avg	Avg	Avg Speed
0 - 1	9	19	8	0	9	23	26	9	24.5	40.33
1 - 2	1	10	6	0	16	16	10	6.6	13	39.58
2 - 3	5	2	6	0	5	7	7	3.6	7	38.75
3 - 4	2	7	2	0	3	7	12	2.8	9.5	36.25
4 - 5	6	14	4	0	3	3	4	5.4	3.5	36.38
5 - 6	11	46	12	0	13	8	6	16.4	7	38.05
6 - 7	22	122	31	0	42	15	7	43.4	11	35
7 - 8	72	373	87	0	82	20	21	122.8	20.5	34.42
8 - 9	158	424	147	0	142	56	38	174.2	47	33.5
9 - 10	124	275	106	15	98	113	60	123.6	86.5	33.66
10 - 11	253	256	101	88	107	137	97	161	117	33.86
11 - 12	300	261	102	99	112	165	139	174.8	152	34.82
12 - 13	316	292	149	115	154	181	165	205.2	173	34.26
13 - 14	305	301	118	146	142	146	149	202.4	147.5	34.9
14 - 15	391	186	155	151	189	181	138	214.4	159.5	34.32
15 - 16	523	234	238	236	250	166	170	296.2	168	33.58
16 - 17	501	262	257	276	292	219	157	317.6	188	33.94
17 - 18	580	321	280	261	274	205	146	343.2	175.5	33.2
18 - 19	416	217	217	227	250	169	125	265.4	147	33.52
19 - 20	259	166	179	168	158	115	97	186	106	33.94
20 - 21	192	106	115	136	139	101	86	137.6	93.5	34.2
21 - 22	138	58	73	89	93	67	49	90.2	58	34.6
22 - 23	85	50	40	52	79	54	36	61.2	45	34.54
23 - 24	37	20	29	30	52	36	22	33.6	29	37.18
Totals	4706	4022	2462	2089	2704	2210	1767			
% of Total	23.58%	20.15%	12.33%	10.47%	13.55%	11.07%	8.85%			

Incoming Monthly Counts
 Singleton Hill Jan/Feb 2024

from Mon-Jan-22-2024-09-00-AM to Mon-Feb-19-2024-11-59-AM

Hour	Feb 2024							Week Day Avg	Weekend Avg	Week Day 85% Avg Speed
	Monday	Tuesday	Wednesday	Thursday	Friday	Saturday	Sunday			
0 - 1	7	7	9	21	27	37	44	14.2	40.5	36.9
1 - 2	2	9	234	7	14	21	25	53.2	23	31.52
2 - 3	2	4	22	9	11	22	20	9.6	21	35.5
3 - 4	4	3	6	7	15	13	10	7	11.5	32.66
4 - 5	3	5	5	7	6	7	14	5.2	10.5	38.5
5 - 6	7	9	9	30	21	19	12	15.2	15.5	36.84
6 - 7	34	30	41	85	77	30	30	53.4	30	34.64
7 - 8	88	80	89	148	178	53	46	116.6	49.5	33.84
8 - 9	155	157	149	368	332	130	71	232.2	100.5	32.64
9 - 10	106	108	101	204	198	210	130	143.4	170	33.6
10 - 11	104	105	92	211	229	301	212	148.2	256.5	33.1
11 - 12	100	107	131	226	242	353	282	161.2	317.5	33.6
12 - 13	126	165	128	250	295	377	377	192.8	377	33.52
13 - 14	128	152	140	267	314	348	313	200.2	330.5	33.9
14 - 15	154	165	171	312	347	347	320	229.8	333.5	33.76
15 - 16	234	229	281	556	548	338	362	369.6	350	33.3
16 - 17	267	291	275	523	576	358	330	386.4	344	33.58
17 - 18	302	296	332	583	619	376	301	426.4	338.5	32.56
18 - 19	175	275	234	474	513	335	252	334.2	293.5	33.12
19 - 20	155	186	193	335	370	263	204	247.8	233.5	33.34
20 - 21	108	135	151	285	264	215	172	188.6	193.5	33.56
21 - 22	75	89	68	178	183	155	39	118.6	97	34.24
22 - 23	43	51	48	103	133	130	39	75.6	84.5	35.48
23 - 24	14	19	17	47	68	75	19	33	47	35.24
Totals	2393	2677	2926	5236	5580	4513	3624			
% of Total	8.88%	9.93%	10.86%	19.43%	20.71%	16.75%	13.45%			

Incoming Weekly Speeds
Singleton Hill Jan/Feb 2024

from Mon-Jan-22-2024-09-00-AM to Mon-Feb-19-2024-11-59-AM

	22/01/2024	to	28/01/2024							
	Monday	Tuesday	Wednesday	Thursday	Friday	Saturday	Sunday	Week	Weekend	Week Day 85%
Hour	22/01/2024	23/01/2024	24/01/2024	25/01/2024	26/01/2024	27/01/2024	28/01/2024	Day Avg	Avg	Avg Speed
0 - 1	*	29.5	0	0	32.22	30.04	28.35	30.94	29.14	38.75
1 - 2	*	30.33	0	0	29.81	29.25	31	29.89	29.92	41.65
2 - 3	*	27	0	0	33	31.29	32.71	32	32	35
3 - 4	*	30	0	0	32	31.29	30.75	30.86	30.95	36.25
4 - 5	*	31.18	0	0	30.33	25.67	33.25	31	30	39
5 - 6	*	30.31	0	0	29.31	23.88	30.5	30.02	26.71	37.5
6 - 7	*	31.23	0	0	27.6	31.13	37	30.14	33	35.85
7 - 8	*	29.91	0	0	26.38	28.2	26.95	29.12	27.56	34.15
8 - 9	*	29.96	0	0	27.3	28.46	29.03	29.05	28.69	34
9 - 10	30.07	30.05	0	25.13	28.95	29.14	29.55	29.45	29.28	33.65
10 - 11	29.43	28.68	0	29.11	28.76	28.94	30.41	28.99	29.55	34.35
11 - 12	29.08	29.13	0	29.18	28.41	29.99	29.53	28.97	29.78	34.8
12 - 13	29.63	29.41	0	26.8	28.6	28.83	30.2	28.78	29.49	34.42
13 - 14	30.3	30.7	0	29.51	28.9	28.77	30.09	29.9	29.43	35.58
14 - 15	29	29.53	0	28.89	28.58	28.6	30.43	28.87	29.39	34.55
15 - 16	29.23	0	0	28	28.02	29.11	28.99	28.45	29.05	33.83
16 - 17	29.19	0	0	28.77	28.42	28.64	29.03	28.77	28.8	34.37
17 - 18	27.46	0	0	28.59	28.05	28.25	28.49	28.03	28.35	33.57
18 - 19	27.8	0	0	27.93	27.79	28.06	28.29	27.84	28.16	33.57
19 - 20	29.26	0	0	28.3	28.68	28.54	30.09	28.68	29.25	34.3
20 - 21	29.62	0	0	28.85	28.43	29.29	28.29	28.86	28.83	34.57
21 - 22	30.17	0	0	27.36	28.63	30.97	29.41	28.55	30.31	34.4
22 - 23	29.61	0	0	28.92	29.78	30.04	30.94	29.48	30.4	34.83
23 - 24	32.92	0	0	31.87	29.4	29.44	30.59	30.64	29.88	38.6
Totals	29	29.8	0	28.5	28.4	28.9	29.5			
% of Total	16.66%	17.12%	0%	16.37%	16.31%	16.6%	16.94%			

Incoming Weekly Speeds
Singleton Hill Jan/Feb 2024

from Mon-Jan-22-2024-09-00-AM to Mon-Feb-19-2024-11-59-AM

	29/01/2024	to	04/02/2024							
	Monday	Tuesday	Wednesday	Thursday	Friday	Saturday	Sunday	Week	Weekend	Week Day 85%
Hour	29/01/2024	30/01/2024	31/01/2024	01/02/2024	02/02/2024	03/02/2024	04/02/2024	Day Avg	Avg	Avg Speed
0 - 1	34.22	31.64	29.62	30.89	29.5	30.14	32.12	31.19	31.39	39.26
1 - 2	32	31.29	38.83	25.33	30.5	29.5	28.75	32.3	29.04	37.5
2 - 3	31.2	32	37.17	28.5	33.88	28.55	31.38	33.17	29.74	37.5
3 - 4	32	33.67	24.5	33.67	28.78	31	30.75	30.68	30.89	38
4 - 5	29.5	28.67	24.5	22	27	25.75	27.71	27	27	32.5
5 - 6	30.73	29.93	29.25	28.14	27.62	23.67	29.86	29.2	26.37	36.32
6 - 7	25.09	26.5	27.52	28.74	28.02	30.6	30.5	27.48	30.55	34.52
7 - 8	28.65	27.16	27.99	28.28	27.29	26.92	26.05	27.85	26.54	34.62
8 - 9	27.84	27.4	27.07	28.41	28.31	27.39	30.74	27.83	28.54	33.42
9 - 10	28.08	27.49	27.78	28.06	26.64	26.62	30.03	27.6	27.94	33.98
10 - 11	27.66	27.03	26.43	28.01	27.63	27.6	29.29	27.36	28.33	33.54
11 - 12	28.83	28.47	27.94	27.38	27.52	29.14	29.84	28.05	29.46	34.2
12 - 13	26.23	27.83	28.54	27.68	29.3	28.66	29.53	27.93	29.09	34.34
13 - 14	28.47	27.55	28.8	28.78	29.03	27.72	29.72	28.52	28.72	34.16
14 - 15	27.99	27.92	28.14	28.1	27.4	28.62	30.12	27.9	29.37	34.02
15 - 16	28.41	28.09	27.22	27.93	28.25	29.32	28.95	27.98	29.14	33.64
16 - 17	27.11	27.74	28.74	28.65	27.62	28.97	28.66	27.97	28.84	33.68
17 - 18	27.56	27.22	28.02	27.87	27.26	28.55	29.26	27.57	28.89	32.92
18 - 19	27.88	28	28.24	27.43	28.79	27.22	27.25	28.08	27.23	33.42
19 - 20	28.17	29.04	28.45	28.98	27.83	29.36	29.45	28.5	29.4	33.8
20 - 21	28.16	28.16	28.32	29.18	29.07	28.85	28.88	28.61	28.86	34.32
21 - 22	28.65	29.86	29.41	29.18	28.79	28.77	27.44	29.13	28.36	34.5
22 - 23	28.91	29.68	29.58	30.02	29.05	29.17	28.51	29.45	28.92	34.9
23 - 24	29.56	29.75	29.66	29.38	31.64	29.79	29.53	30.07	29.71	36.38
Totals	28	27.9	28.1	28.3	28.1	28.5	29.2			
% of Total	14.13%	14.08%	14.18%	14.29%	14.18%	14.39%	14.74%			

Incoming Weekly Speeds
Singleton Hill Jan/Feb 2024

from Mon-Jan-22-2024-09-00-AM to Mon-Feb-19-2024-11-59-AM

	05/02/2024	to	11/02/2024							
	Monday	Tuesday	Wednesday	Thursday	Friday	Saturday	Sunday	Week	Weekend	Week Day 85%
Hour	05/02/2024	06/02/2024	07/02/2024	08/02/2024	09/02/2024	10/02/2024	11/02/2024	Day Avg	Avg	Avg Speed
0 - 1	31.29	31.29	30.33	28.33	28.94	29.65	29.25	29.67	29.47	36.02
1 - 2	29.5	30.33	8.76	29.5	30.75	32	28.78	10.68	30.55	31.18
2 - 3	29.5	35.75	10.5	34	35.33	28	28	19.69	28	35.5
3 - 4	29.5	32	12.33	47	31.33	34.62	29.5	26.15	32.43	33.66
4 - 5	32	29	33	27	33.25	28.67	27.71	30.64	28	38.5
5 - 6	26.29	28.11	26.44	23.38	26.69	22.1	27.2	25.85	23.8	37
6 - 7	27.62	28.37	28.37	23.63	28.43	26.85	29.2	27.14	28.03	34.48
7 - 8	27.61	27.02	26.98	27.26	27.32	27.78	21.54	27.24	24.72	33.62
8 - 9	27.19	27.55	25.36	26.93	27.07	27.25	25.6	26.85	26.66	32.36
9 - 10	27.3	26.88	27.8	26.74	27.33	26.51	27.06	27.19	26.72	33.58
10 - 11	26.12	26.44	26.14	27.7	26.36	28.17	28.86	26.56	28.44	33.02
11 - 12	27.58	27.7	27.5	28.45	26.54	28.11	29.68	27.5	28.8	33.52
12 - 13	27.91	27.48	26.53	27.34	27.68	28.6	28.9	27.41	28.75	33.24
13 - 14	28.34	27.33	27.85	29.01	27.56	28.54	28.51	27.99	28.53	33.78
14 - 15	28.08	27.92	27.57	27.68	27.55	28.13	29.18	27.75	28.61	33.58
15 - 16	28.32	27.31	27.93	27.24	27.32	28.85	28.41	27.6	28.61	33.1
16 - 17	28.63	27.18	27.96	28.2	27.12	29.76	28.12	27.78	28.91	33.4
17 - 18	26.65	26.74	26.95	27.96	26.77	27.79	27.43	27.01	27.64	32.48
18 - 19	29.02	26.83	27.39	27.57	26.87	27.75	28.15	27.41	27.91	32.92
19 - 20	28.39	27.67	25.98	28.22	28.26	28.23	26.95	27.65	27.66	33.26
20 - 21	27.56	27.91	28.42	27.45	28.42	27.3	28.19	27.97	27.73	33.26
21 - 22	30	28.78	28.13	28.33	27.96	27.97	27.33	28.62	27.95	34.08
22 - 23	29.44	30.33	30.06	29.95	29.16	28.95	0	29.75	28.95	35.32
23 - 24	31.14	29.53	28.59	28.72	28.37	29.08	0	29.06	29.08	34.8
Totals	27.9	27.4	25.7	27.7	27.4	28.2	28.2			
% of Total	14.49%	14.23%	13.35%	14.39%	14.23%	14.65%	14.65%			

Incoming Weekly Speeds
 Singleton Hill Jan/Feb 2024

from Mon-Jan-22-2024-09-00-AM to Mon-Feb-19-2024-11-59-AM

	12/02/2024	to	18/02/2024							
	Monday	Tuesday	Wednesday	Thursday	Friday	Saturday	Sunday	Week	Weekend	Week Day 85%
Hour	12/02/2024	13/02/2024	14/02/2024	15/02/2024	16/02/2024	17/02/2024	18/02/2024	Day Avg	Avg	Avg Speed
0 - 1	0	0	0	0	0	0	0	0	0	0
1 - 2	0	0	0	0	0	0	0	0	0	0
2 - 3	0	0	0	0	0	0	0	0	0	0
3 - 4	0	0	0	0	0	0	0	0	0	0
4 - 5	0	0	0	0	0	0	0	0	0	0
5 - 6	0	0	0	0	0	0	0	0	0	0
6 - 7	0	0	0	0	0	0	0	0	0	0
7 - 8	0	0	0	0	0	0	0	0	0	0
8 - 9	0	0	0	0	0	0	0	0	0	0
9 - 10	0	0	0	0	0	0	0	0	0	0
10 - 11	0	0	0	0	0	0	0	0	0	0
11 - 12	0	0	0	0	0	0	0	0	0	0
12 - 13	0	0	0	0	0	0	0	0	0	0
13 - 14	0	0	0	0	0	0	0	0	0	0
14 - 15	0	0	0	0	0	0	0	0	0	0
15 - 16	0	0	0	0	0	0	0	0	0	0
16 - 17	0	0	0	0	0	0	0	0	0	0
17 - 18	0	0	0	0	0	0	0	0	0	0
18 - 19	0	0	0	0	0	0	0	0	0	0
19 - 20	0	0	0	0	0	0	0	0	0	0
20 - 21	0	0	0	0	0	0	0	0	0	0
21 - 22	0	0	0	0	0	0	0	0	0	0
22 - 23	0	0	0	0	0	0	0	0	0	0
23 - 24	0	0	0	0	0	0	0	0	0	0
Totals	0	0	0	0	0	0	0			
% of Total	0%	0%	0%	0%	0%	0%	0%			

Incoming Weekly Speeds
Singleton Hill Jan/Feb 2024

from Mon-Jan-22-2024-09-00-AM to Mon-Feb-19-2024-11-59-AM

	19/02/2024	to	25/02/2024							
	Monday	Tuesday	Wednesday	Thursday	Friday	Saturday	Sunday	Week	Weekend	Week Day 85%
Hour	19/02/2024	20/02/2024	21/02/2024	22/02/2024	23/02/2024	24/02/2024	25/02/2024	Day Avg	Avg	Avg Speed
0 - 1	0	*	*	*	*	*	*	*	*	0
1 - 2	0	*	*	*	*	*	*	*	*	0
2 - 3	0	*	*	*	*	*	*	*	*	0
3 - 4	0	*	*	*	*	*	*	*	*	0
4 - 5	0	*	*	*	*	*	*	*	*	0
5 - 6	0	*	*	*	*	*	*	*	*	0
6 - 7	0	*	*	*	*	*	*	*	*	0
7 - 8	0	*	*	*	*	*	*	*	*	0
8 - 9	0	*	*	*	*	*	*	*	*	0
9 - 10	0	*	*	*	*	*	*	*	*	0
10 - 11	0	*	*	*	*	*	*	*	*	0
11 - 12	0	*	*	*	*	*	*	*	*	0
12 - 13	*	*	*	*	*	*	*	*	*	0
13 - 14	*	*	*	*	*	*	*	*	*	0
14 - 15	*	*	*	*	*	*	*	*	*	0
15 - 16	*	*	*	*	*	*	*	*	*	0
16 - 17	*	*	*	*	*	*	*	*	*	0
17 - 18	*	*	*	*	*	*	*	*	*	0
18 - 19	*	*	*	*	*	*	*	*	*	0
19 - 20	*	*	*	*	*	*	*	*	*	0
20 - 21	*	*	*	*	*	*	*	*	*	0
21 - 22	*	*	*	*	*	*	*	*	*	0
22 - 23	*	*	*	*	*	*	*	*	*	0
23 - 24	*	*	*	*	*	*	*	*	*	0
Totals	0	0	0	0	0	0	0			
% of Total	0%	0%	0%	0%	0%	0%	0%			

Incoming Monthly Speeds
Singleton Hill Jan/Feb 2024

from Mon-Jan-22-2024-09-00-AM to Mon-Feb-19-2024-11-59-AM

	Jan 2024							Week	Weekend	Week Day 85%
Hour	Monday	Tuesday	Wednesday	Thursday	Friday	Saturday	Sunday	Day Avg	Avg	Avg Speed
0 - 1	34.22	30.74	29.62	0	32.22	30.04	28.35	31.53	29.14	40.33
1 - 2	32	31	38.83	0	29.81	29.25	31	31.88	29.92	39.58
2 - 3	31.2	29.5	37.17	0	33	31.29	32.71	33.5	32	38.75
3 - 4	32	31.57	24.5	0	32	31.29	30.75	30.71	30.95	36.25
4 - 5	29.5	30.64	24.5	0	30.33	25.67	33.25	29.44	30	36.38
5 - 6	30.73	30.2	29.25	0	29.31	23.88	30.5	29.99	26.71	38.05
6 - 7	25.09	30.3	27.52	0	27.6	31.13	37	28.85	33	35
7 - 8	28.65	29.25	27.99	0	26.38	28.2	26.95	28.62	27.56	34.42
8 - 9	27.84	29.06	27.07	0	27.3	28.46	29.03	28.21	28.69	33.5
9 - 10	28.53	28.99	27.78	25.13	28.95	29.14	29.55	28.59	29.28	33.66
10 - 11	28.67	28.03	26.43	29.11	28.76	28.94	30.41	28.24	29.55	33.86
11 - 12	28.97	28.87	27.94	29.18	28.41	29.99	29.53	28.77	29.78	34.82
12 - 13	28.15	28.72	28.54	26.8	28.6	28.83	30.2	28.28	29.49	34.26
13 - 14	29.46	29.27	28.8	29.51	28.9	28.77	30.09	29.25	29.43	34.9
14 - 15	28.61	28.23	28.14	28.89	28.58	28.6	30.43	28.51	29.39	34.32
15 - 16	28.83	28.09	27.22	28	28.02	29.11	28.99	28.19	29.05	33.58
16 - 17	28.14	27.74	28.74	28.77	28.42	28.64	29.03	28.33	28.8	33.94
17 - 18	27.52	27.22	28.02	28.59	28.05	28.25	28.49	27.79	28.35	33.2
18 - 19	27.84	28	28.24	27.93	27.79	28.06	28.29	27.94	28.16	33.52
19 - 20	28.64	29.04	28.45	28.3	28.68	28.54	30.09	28.62	29.25	33.94
20 - 21	28.74	28.16	28.32	28.85	28.43	29.29	28.29	28.54	28.83	34.2
21 - 22	29.31	29.86	29.41	27.36	28.63	30.97	29.41	28.87	30.31	34.6
22 - 23	29.22	29.68	29.58	28.92	29.78	30.04	30.94	29.44	30.4	34.54
23 - 24	30.65	29.75	29.66	31.87	29.4	29.44	30.59	30.2	29.88	37.18
Totals	28.4	28.7	28.1	28.5	28.4	28.9	29.5			
% of Total	14.16%	14.31%	14.01%	14.21%	14.16%	14.41%	14.71%			

Incoming Monthly Speeds
Singleton Hill Jan/Feb 2024

from Mon-Jan-22-2024-09-00-AM to Mon-Feb-19-2024-11-59-AM

	Feb 2024							Week	Weekend	Week Day 85%
Hour	Monday	Tuesday	Wednesday	Thursday	Friday	Saturday	Sunday	Day Avg	Avg	Avg Speed
0 - 1	31.29	31.29	30.33	29.43	29.15	29.84	30.82	29.8	30.37	36.9
1 - 2	29.5	30.33	8.76	27.71	30.64	30.81	28.76	11.3	29.7	31.52
2 - 3	29.5	35.75	10.5	31.56	34.27	28.27	29.35	22.79	28.79	35.5
3 - 4	29.5	32	12.33	35.57	29.8	33.23	30	28.11	31.83	32.66
4 - 5	32	29	33	25.57	31.17	27	27.71	29.69	27.48	38.5
5 - 6	26.29	28.11	26.44	25.6	27.05	22.84	28.75	26.46	25.13	36.84
6 - 7	27.62	28.37	28.37	26.15	28.22	28.1	29.63	27.52	28.87	34.64
7 - 8	27.61	27.02	26.98	27.8	27.31	27.36	23.5	27.39	25.57	33.84
8 - 9	27.19	27.55	25.36	27.67	27.63	27.32	27.85	27.28	27.5	32.64
9 - 10	27.3	26.88	27.8	27.31	26.99	26.56	28.48	27.22	27.29	33.6
10 - 11	26.12	26.44	26.14	27.85	26.95	27.91	29.08	26.92	28.39	33.1
11 - 12	27.58	27.7	27.5	27.87	26.98	28.57	29.75	27.48	29.09	33.6
12 - 13	27.91	27.48	26.53	27.51	28.43	28.63	29.19	27.71	28.91	33.52
13 - 14	28.34	27.33	27.85	28.9	28.26	28.18	29.11	28.24	28.62	33.9
14 - 15	28.08	27.92	27.57	27.88	27.48	28.36	29.66	27.74	28.98	33.76
15 - 16	28.32	27.31	27.93	27.58	27.72	29.1	28.67	27.74	28.88	33.3
16 - 17	28.63	27.18	27.96	28.42	27.34	29.33	28.38	27.87	28.87	33.58
17 - 18	26.65	26.74	26.95	27.91	27.01	28.14	28.39	27.16	28.25	32.56
18 - 19	29.02	26.83	27.39	27.5	27.73	27.5	27.65	27.61	27.57	33.12
19 - 20	28.39	27.67	25.98	28.62	28.05	28.73	28.04	27.87	28.43	33.34
20 - 21	27.56	27.91	28.42	28.27	28.72	28.07	28.48	28.29	28.25	33.56
21 - 22	30	28.78	28.13	28.8	28.37	28.39	27.44	28.74	28.2	34.24
22 - 23	29.44	30.33	30.06	29.99	29.11	29.06	28.51	29.67	28.93	35.48
23 - 24	31.14	29.53	28.59	29.13	29.96	29.45	29.53	29.63	29.47	35.24
Totals	27.9	27.4	25.7	28	27.7	28.3	28.7			
% of Total	14.4%	14.15%	13.27%	14.46%	14.3%	14.61%	14.82%			

Incoming Weekly EightyFifthSpeeds
Singleton Hill Jan/Feb 2024

from Mon-Jan-22-2024-09-00-AM to Mon-Feb-19-2024-11-59-AM

	22/01/2024	to	28/01/2024							
	Monday	Tuesday	Wednesday	Thursday	Friday	Saturday	Sunday	Week	Weekend	Week Day 85%
Hour	22/01/2024	23/01/2024	24/01/2024	25/01/2024	26/01/2024	27/01/2024	28/01/2024	Day Avg	Avg	Avg Speed
0 - 1	*	37.5	0	0	40	37.5	33.8	38.75	35.65	38.75
1 - 2	*	45	0	0	38.3	36.7	36.7	41.65	36.7	41.65
2 - 3	*	30	0	0	40	35	40	35	37.5	35
3 - 4	*	32.5	0	0	40	37.5	35	36.25	36.25	36.25
4 - 5	*	38	0	0	40	35	35	39	35	39
5 - 6	*	35	0	0	40	32.5	35	37.5	33.75	37.5
6 - 7	*	37.1	0	0	34.6	40	40	35.85	40	35.85
7 - 8	*	34.7	0	0	33.6	34.3	33.6	34.15	33.95	34.15
8 - 9	*	34.8	0	0	33.2	38.3	34.6	34	36.45	34
9 - 10	34.6	35.2	0	30	34.8	34.3	35	33.65	34.65	33.65
10 - 11	34.5	33.7	0	35	34.2	35.8	35.3	34.35	35.55	34.35
11 - 12	34.7	33.9	0	35	35.6	35.5	35	34.8	35.25	34.8
12 - 13	34.7	34.7	0	34.1	34.2	33.9	34.7	34.42	34.3	34.42
13 - 14	35.6	36	0	36	34.7	34.9	35.7	35.58	35.3	35.58
14 - 15	34.7	34.6	0	34.4	34.5	34.3	35.3	34.55	34.8	34.55
15 - 16	34.5	0	0	33.3	33.7	35.2	34.2	33.83	34.7	33.83
16 - 17	34.7	0	0	34.3	34.1	34.2	34.4	34.37	34.3	34.37
17 - 18	33.3	0	0	33.7	33.7	33.7	34.2	33.57	33.95	33.57
18 - 19	33.9	0	0	33.6	33.2	33.4	33.9	33.57	33.65	33.57
19 - 20	35.4	0	0	33.9	33.6	34.1	35.9	34.3	35	34.3
20 - 21	35	0	0	34.2	34.5	35	33.8	34.57	34.4	34.57
21 - 22	35	0	0	33.2	35	37.5	36.5	34.4	37	34.4
22 - 23	36.2	0	0	33.5	34.8	34.8	37.8	34.83	36.3	34.83
23 - 24	40	0	0	41.2	34.6	34.5	40	38.6	37.25	38.6
Totals	526.8	532.7	0	515.4	854.9	847.9	855.4			
% of Total	12.75%	12.89%	0%	12.47%	20.68%	20.51%	20.7%			

Incoming Weekly EightyFifthSpeeds
 Singleton Hill Jan/Feb 2024

from Mon-Jan-22-2024-09-00-AM to Mon-Feb-19-2024-11-59-AM

	29/01/2024	to	04/02/2024							
	Monday	Tuesday	Wednesday	Thursday	Friday	Saturday	Sunday	Week	Weekend	Week Day 85%
Hour	29/01/2024	30/01/2024	31/01/2024	01/02/2024	02/02/2024	03/02/2024	04/02/2024	Day Avg	Avg	Avg Speed
0 - 1	45	40	37.5	40	33.8	36.7	39	39.26	37.85	39.26
1 - 2	35	35	45	30	42.5	35	35	37.5	35	37.5
2 - 3	35	35	45	30	42.5	34	40	37.5	37	37.5
3 - 4	40	45	30	40	35	35	35	38	35	38
4 - 5	37.5	35	30	25	35	30	35	32.5	32.5	32.5
5 - 6	38.3	37.5	37.5	35	33.3	37.5	35	36.32	36.25	36.32
6 - 7	33	33.6	35.8	37.1	33.1	38.3	35	34.52	36.65	34.52
7 - 8	35	34	34.6	35.5	34	34	31.7	34.62	32.85	34.62
8 - 9	33.6	32.9	33	34	33.6	33.7	37.5	33.42	35.6	33.42
9 - 10	34.6	34	34.2	34.6	32.5	33.5	37.3	33.98	35.4	33.98
10 - 11	33.8	33.3	32.4	34.2	34	33.6	34.7	33.54	34.15	33.54
11 - 12	34.5	34.4	34.8	34	33.3	34.5	34.8	34.2	34.65	34.2
12 - 13	33.2	33.6	34.5	34.4	36	34.4	34.9	34.34	34.65	34.34
13 - 14	33.8	33.5	34.4	34.4	34.7	34.4	34.8	34.16	34.6	34.16
14 - 15	33.6	33.8	34.5	34.4	33.8	34.4	34.6	34.02	34.5	34.02
15 - 16	34.1	33.8	32.8	33.2	34.3	34.5	34.3	33.64	34.4	33.64
16 - 17	32.5	33.4	34.2	34.6	33.7	34.2	33.8	33.68	34	33.68
17 - 18	32.5	32.5	33.3	33.2	33.1	33.6	34.7	32.92	34.15	32.92
18 - 19	33.5	33.7	33.3	32.9	33.7	33	33	33.42	33	33.42
19 - 20	33.6	34	33.9	34.3	33.2	34.5	34.6	33.8	34.55	33.8
20 - 21	33.3	34.8	33.5	34.6	35.4	35	33.8	34.32	34.4	34.32
21 - 22	33.6	35.9	34.6	34.4	34	34.2	33.9	34.5	34.05	34.5
22 - 23	33.8	34.2	35.8	35.7	35	35.6	35	34.9	35.3	34.9
23 - 24	37.5	34	37.5	34.6	38.3	35	35	36.38	35	36.38
Totals	840.3	836.9	842.1	820.1	837.8	828.6	842.4			
% of Total	14.37%	14.31%	14.4%	14.02%	14.33%	14.17%	14.4%			

Incoming Weekly EightyFifthSpeeds
 Singleton Hill Jan/Feb 2024

from Mon-Jan-22-2024-09-00-AM to Mon-Feb-19-2024-11-59-AM

	05/02/2024	to	11/02/2024							
	Monday	Tuesday	Wednesday	Thursday	Friday	Saturday	Sunday	Week	Weekend	Week Day 85%
Hour	05/02/2024	06/02/2024	07/02/2024	08/02/2024	09/02/2024	10/02/2024	11/02/2024	Day Avg	Avg	Avg Speed
0 - 1	35	38.3	40	32.5	34.3	36.2	36.2	36.02	36.2	36.02
1 - 2	35	40	10.9	30	40	38.3	37.5	31.18	37.9	31.18
2 - 3	35	45	15	42.5	40	32.5	33	35.5	32.75	35.5
3 - 4	33.3	40	10	50	35	42.5	35	33.66	38.75	33.66
4 - 5	40	35	42.5	35	40	35	42.5	38.5	38.75	38.5
5 - 6	40	40	33.3	36.7	35	28.3	30	37	29.15	37
6 - 7	33.8	34.4	36.2	33.6	34.4	33.8	37.5	34.48	35.65	34.48
7 - 8	34.2	33.3	33.6	33.6	33.4	34.5	29.4	33.62	31.95	33.62
8 - 9	32.3	32.8	32	32.1	32.6	33.5	33.3	32.36	33.4	32.36
9 - 10	33.8	33.5	33.9	33.6	33.1	32.9	34.1	33.58	33.5	33.58
10 - 11	32	33.1	32.6	34.8	32.6	33.7	34.9	33.02	34.3	33.02
11 - 12	33.8	33.5	33.6	34.3	32.4	34	34.6	33.52	34.3	33.52
12 - 13	33.6	32.9	33	33	33.7	34.6	34.3	33.24	34.45	33.24
13 - 14	34.2	33	33.9	34	33.8	33.7	33.8	33.78	33.75	33.78
14 - 15	34.4	33.8	33.4	32.8	33.5	34	34.5	33.58	34.25	33.58
15 - 16	33.3	32.7	34.1	32.6	32.8	34.1	33.7	33.1	33.9	33.1
16 - 17	34	32.6	33.9	33.5	33	34.9	33.6	33.4	34.25	33.4
17 - 18	33.1	31.5	32	33.3	32.5	33.2	33.4	32.48	33.3	32.48
18 - 19	34.7	32.4	32.8	32.8	31.9	32.4	33.8	32.92	33.1	32.92
19 - 20	33.7	33.2	32.6	33.6	33.2	33.3	32.1	33.26	32.7	33.26
20 - 21	32.6	33.6	33.5	32.6	34	32.8	33.8	33.26	33.3	33.26
21 - 22	35	34.2	34.1	33.6	33.5	34.2	30	34.08	32.1	34.08
22 - 23	36	35	36.9	34.7	34	35	0	35.32	35	35.32
23 - 24	38	35	33.3	33.3	34.4	34.1	0	34.8	34.1	34.8
Totals	830.8	838.8	757.1	828.5	823.1	821.5	751			
% of Total	14.7%	14.84%	13.4%	14.66%	14.57%	14.54%	13.29%			

Incoming Weekly EightyFifthSpeeds
 Singleton Hill Jan/Feb 2024

from Mon-Jan-22-2024-09-00-AM to Mon-Feb-19-2024-11-59-AM

	12/02/2024	to	18/02/2024							
	Monday	Tuesday	Wednesday	Thursday	Friday	Saturday	Sunday	Week	Weekend	Week Day 85%
Hour	12/02/2024	13/02/2024	14/02/2024	15/02/2024	16/02/2024	17/02/2024	18/02/2024	Day Avg	Avg	Avg Speed
0 - 1	0	0	0	0	0	0	0	0	0	0
1 - 2	0	0	0	0	0	0	0	0	0	0
2 - 3	0	0	0	0	0	0	0	0	0	0
3 - 4	0	0	0	0	0	0	0	0	0	0
4 - 5	0	0	0	0	0	0	0	0	0	0
5 - 6	0	0	0	0	0	0	0	0	0	0
6 - 7	0	0	0	0	0	0	0	0	0	0
7 - 8	0	0	0	0	0	0	0	0	0	0
8 - 9	0	0	0	0	0	0	0	0	0	0
9 - 10	0	0	0	0	0	0	0	0	0	0
10 - 11	0	0	0	0	0	0	0	0	0	0
11 - 12	0	0	0	0	0	0	0	0	0	0
12 - 13	0	0	0	0	0	0	0	0	0	0
13 - 14	0	0	0	0	0	0	0	0	0	0
14 - 15	0	0	0	0	0	0	0	0	0	0
15 - 16	0	0	0	0	0	0	0	0	0	0
16 - 17	0	0	0	0	0	0	0	0	0	0
17 - 18	0	0	0	0	0	0	0	0	0	0
18 - 19	0	0	0	0	0	0	0	0	0	0
19 - 20	0	0	0	0	0	0	0	0	0	0
20 - 21	0	0	0	0	0	0	0	0	0	0
21 - 22	0	0	0	0	0	0	0	0	0	0
22 - 23	0	0	0	0	0	0	0	0	0	0
23 - 24	0	0	0	0	0	0	0	0	0	0
Totals	0	0	0	0	0	0	0			
% of Total	0%	0%	0%	0%	0%	0%	0%			

Incoming Weekly EightyFifthSpeeds
 Singleton Hill Jan/Feb 2024

from Mon-Jan-22-2024-09-00-AM to Mon-Feb-19-2024-11-59-AM

	19/02/2024	to	25/02/2024							
	Monday	Tuesday	Wednesday	Thursday	Friday	Saturday	Sunday	Week	Weekend	Week Day 85%
Hour	19/02/2024	20/02/2024	21/02/2024	22/02/2024	23/02/2024	24/02/2024	25/02/2024	Day Avg	Avg	Avg Speed
0 - 1	0	*	*	*	*	*	*	0	0	0
1 - 2	0	*	*	*	*	*	*	0	0	0
2 - 3	0	*	*	*	*	*	*	0	0	0
3 - 4	0	*	*	*	*	*	*	0	0	0
4 - 5	0	*	*	*	*	*	*	0	0	0
5 - 6	0	*	*	*	*	*	*	0	0	0
6 - 7	0	*	*	*	*	*	*	0	0	0
7 - 8	0	*	*	*	*	*	*	0	0	0
8 - 9	0	*	*	*	*	*	*	0	0	0
9 - 10	0	*	*	*	*	*	*	0	0	0
10 - 11	0	*	*	*	*	*	*	0	0	0
11 - 12	0	*	*	*	*	*	*	0	0	0
12 - 13	*	*	*	*	*	*	*	0	0	0
13 - 14	*	*	*	*	*	*	*	0	0	0
14 - 15	*	*	*	*	*	*	*	0	0	0
15 - 16	*	*	*	*	*	*	*	0	0	0
16 - 17	*	*	*	*	*	*	*	0	0	0
17 - 18	*	*	*	*	*	*	*	0	0	0
18 - 19	*	*	*	*	*	*	*	0	0	0
19 - 20	*	*	*	*	*	*	*	0	0	0
20 - 21	*	*	*	*	*	*	*	0	0	0
21 - 22	*	*	*	*	*	*	*	0	0	0
22 - 23	*	*	*	*	*	*	*	0	0	0
23 - 24	*	*	*	*	*	*	*	0	0	0
Totals	0	0	0	0	0	0	0			
% of Total	0%	0%	0%	0%	0%	0%	0%			

Incoming Monthly EightyFifthSpeeds
 Singleton Hill Jan/Feb 2024

from Mon-Jan-22-2024-09-00-AM to Mon-Feb-19-2024-11-59-AM

Hour	Jan 2024							Week Day Avg	Weekend Avg	Week Day 85% Avg Speed
	Monday	Tuesday	Wednesday	Thursday	Friday	Saturday	Sunday			
0 - 1	45	38.8	37.5	0	40	37.5	33.8	40.33	35.65	40.33
1 - 2	35	40	45	0	38.3	36.7	36.7	39.58	36.7	39.58
2 - 3	35	35	45	0	40	35	40	38.75	37.5	38.75
3 - 4	40	35	30	0	40	37.5	35	36.25	36.25	36.25
4 - 5	37.5	38	30	0	40	35	35	36.38	35	36.38
5 - 6	38.3	36.4	37.5	0	40	32.5	35	38.05	33.75	38.05
6 - 7	33	36.6	35.8	0	34.6	40	40	35	40	35
7 - 8	35	34.5	34.6	0	33.6	34.3	33.6	34.42	33.95	34.42
8 - 9	33.6	34.2	33	0	33.2	38.3	34.6	33.5	36.45	33.5
9 - 10	34.5	34.8	34.2	30	34.8	34.3	35	33.66	34.65	33.66
10 - 11	34.2	33.5	32.4	35	34.2	35.8	35.3	33.86	35.55	33.86
11 - 12	34.6	34.1	34.8	35	35.6	35.5	35	34.82	35.25	34.82
12 - 13	34.2	34.3	34.5	34.1	34.2	33.9	34.7	34.26	34.3	34.26
13 - 14	34.6	34.8	34.4	36	34.7	34.9	35.7	34.9	35.3	34.9
14 - 15	34.3	33.9	34.5	34.4	34.5	34.3	35.3	34.32	34.8	34.32
15 - 16	34.3	33.8	32.8	33.3	33.7	35.2	34.2	33.58	34.7	33.58
16 - 17	33.7	33.4	34.2	34.3	34.1	34.2	34.4	33.94	34.3	33.94
17 - 18	32.8	32.5	33.3	33.7	33.7	33.7	34.2	33.2	33.95	33.2
18 - 19	33.8	33.7	33.3	33.6	33.2	33.4	33.9	33.52	33.65	33.52
19 - 20	34.3	34	33.9	33.9	33.6	34.1	35.9	33.94	35	33.94
20 - 21	34	34.8	33.5	34.2	34.5	35	33.8	34.2	34.4	34.2
21 - 22	34.3	35.9	34.6	33.2	35	37.5	36.5	34.6	37	34.6
22 - 23	34.4	34.2	35.8	33.5	34.8	34.8	37.8	34.54	36.3	34.54
23 - 24	38.6	34	37.5	41.2	34.6	34.5	40	37.18	37.25	37.18

Incoming Monthly EightyFifthSpeeds
 Singleton Hill Jan/Feb 2024

from Mon-Jan-22-2024-09-00-AM to Mon-Feb-19-2024-11-59-AM

Hour	Feb 2024							Week Day Avg	Weekend Avg	Week Day 85% Avg Speed
	Monday	Tuesday	Wednesday	Thursday	Friday	Saturday	Sunday			
0 - 1	35	38.3	40	36.7	34.5	35.7	37.8	36.9	36.75	36.9
1 - 2	35	40	10.9	30	41.7	38	35	31.52	36.5	31.52
2 - 3	35	45	15	42.5	40	34.3	34.4	35.5	34.35	35.5
3 - 4	33.3	40	10	45	35	41.7	35	32.66	38.35	32.66
4 - 5	40	35	42.5	35	40	33.3	40	38.5	36.65	38.5
5 - 6	40	40	33.3	36.7	34.2	30	33.3	36.84	31.65	36.84
6 - 7	33.8	34.4	36.2	35	33.8	37.5	40	34.64	38.75	34.64
7 - 8	34.2	33.3	33.6	34.5	33.6	34.3	30	33.84	32.15	33.84
8 - 9	32.3	32.8	32	33.1	33	33.6	35	32.64	34.3	32.64
9 - 10	33.8	33.5	33.9	34	32.8	33.1	35.3	33.6	34.2	33.6
10 - 11	32	33.1	32.6	34.4	33.4	33.6	34.8	33.1	34.2	33.1
11 - 12	33.8	33.5	33.6	34.2	32.9	34.2	34.7	33.6	34.45	33.6
12 - 13	33.6	32.9	33	33.7	34.4	34.5	34.6	33.52	34.55	33.52
13 - 14	34.2	33	33.9	34.2	34.2	34	34.4	33.9	34.2	33.9
14 - 15	34.4	33.8	33.4	33.6	33.6	34.2	34.6	33.76	34.4	33.76
15 - 16	33.3	32.7	34.1	32.9	33.5	34.3	34	33.3	34.15	33.3
16 - 17	34	32.6	33.9	34	33.4	34.5	33.6	33.58	34.05	33.58
17 - 18	33.1	31.5	32	33.3	32.9	33.4	34.2	32.56	33.8	32.56
18 - 19	34.7	32.4	32.8	32.9	32.8	32.7	33.4	33.12	33.05	33.12
19 - 20	33.7	33.2	32.6	34	33.2	34.1	33.7	33.34	33.9	33.34
20 - 21	32.6	33.6	33.5	33.7	34.4	34	33.8	33.56	33.9	33.56
21 - 22	35	34.2	34.1	34	33.9	34.2	33.3	34.24	33.75	34.24
22 - 23	36	35	36.9	35	34.5	35.3	35	35.48	35.15	35.48
23 - 24	38	35	33.3	34.2	35.7	34.4	35	35.24	34.7	35.24

Summary of Violators
 Singleton Hill Jan/Feb 2024

from Mon-Jan-22-2024-09-00-AM to Mon-Feb-19-2024-11-59-AM

Starting Hour	Count	Average Speed of all Traffic	Violator Counts	Average Speed of Violators
00:00:00	0	N/A	N/A	N/A
01:00:00	0	N/A	N/A	N/A
02:00:00	0	N/A	N/A	N/A
03:00:00	0	N/A	N/A	N/A
04:00:00	0	N/A	N/A	N/A
05:00:00	0	N/A	N/A	N/A
06:00:00	0	N/A	N/A	N/A
07:00:00	0	N/A	N/A	N/A
08:00:00	0	N/A	N/A	N/A
09:00:00	9	16.4	1	37.5
10:00:00	153	9.7	19	38.3
11:00:00	166	9.5	21	39.4
12:00:00	172	8.5	26	38.5
13:00:00	171	8.3	25	38.1
14:00:00	226	6.8	29	38.2
15:00:00	271	6.0	30	38.7
16:00:00	245	7.3	36	39.0
17:00:00	267	6.0	27	38.1
18:00:00	220	6.7	17	37.5
19:00:00	124	11.4	20	39.0
20:00:00	75	16.3	13	38.3
21:00:00	65	15.5	8	38.8
22:00:00	38	22.8	8	40.0
23:00:00	13	30.8	5	39.5
00:00:00	8	30.0	2	37.5
01:00:00	3	30.8	2	40.0
02:00:00	1	27.5	0	0.0
03:00:00	4	15.0	0	0.0
04:00:00	10	27.8	4	37.5
05:00:00	31	21.9	5	38.5
06:00:00	90	13.7	20	39.8
07:00:00	271	6.1	36	38.5
08:00:00	283	6.1	38	38.8
09:00:00	170	7.9	25	37.7
10:00:00	147	8.5	13	38.3
11:00:00	162	7.8	13	37.5
12:00:00	167	8.5	23	38.4
13:00:00	155	10.0	25	39.3
14:00:00	53	9.8	8	38.1
15:00:00	0	N/A	N/A	N/A
16:00:00	0	N/A	N/A	N/A
17:00:00	0	N/A	N/A	N/A
18:00:00	0	N/A	N/A	N/A
19:00:00	0	N/A	N/A	N/A
20:00:00	0	N/A	N/A	N/A
21:00:00	0	N/A	N/A	N/A
22:00:00	0	N/A	N/A	N/A
23:00:00	0	N/A	N/A	N/A

Summary of Violators
 Singleton Hill Jan/Feb 2024

from Mon-Jan-22-2024-09-00-AM to Mon-Feb-19-2024-11-59-AM

00:00:00	0	N/A	N/A	N/A
01:00:00	0	N/A	N/A	N/A
02:00:00	0	N/A	N/A	N/A
03:00:00	0	N/A	N/A	N/A
04:00:00	0	N/A	N/A	N/A
05:00:00	0	N/A	N/A	N/A
06:00:00	0	N/A	N/A	N/A
07:00:00	0	N/A	N/A	N/A
08:00:00	0	N/A	N/A	N/A
09:00:00	0	N/A	N/A	N/A
10:00:00	0	N/A	N/A	N/A
11:00:00	0	N/A	N/A	N/A
12:00:00	0	N/A	N/A	N/A
13:00:00	0	N/A	N/A	N/A
14:00:00	0	N/A	N/A	N/A
15:00:00	0	N/A	N/A	N/A
16:00:00	0	N/A	N/A	N/A
17:00:00	0	N/A	N/A	N/A
18:00:00	0	N/A	N/A	N/A
19:00:00	0	N/A	N/A	N/A
20:00:00	0	N/A	N/A	N/A
21:00:00	0	N/A	N/A	N/A
22:00:00	0	N/A	N/A	N/A
23:00:00	0	N/A	N/A	N/A
00:00:00	0	N/A	N/A	N/A
01:00:00	0	N/A	N/A	N/A
02:00:00	0	N/A	N/A	N/A
03:00:00	0	N/A	N/A	N/A
04:00:00	0	N/A	N/A	N/A
05:00:00	0	N/A	N/A	N/A
06:00:00	0	N/A	N/A	N/A
07:00:00	0	N/A	N/A	N/A
08:00:00	0	N/A	N/A	N/A
09:00:00	6	6.7	0	0.0
10:00:00	92	12.6	12	37.9
11:00:00	93	13.4	13	38.3
12:00:00	114	11.7	12	37.9
13:00:00	143	11.4	29	38.5
14:00:00	159	8.9	17	39.3
15:00:00	224	6.3	16	39.1
16:00:00	264	6.0	27	38.8
17:00:00	272	6.1	23	38.6
18:00:00	236	6.5	20	38.5
19:00:00	171	8.3	14	38.2
20:00:00	130	11.3	14	40.4
21:00:00	100	12.4	8	42.5
22:00:00	51	16.3	4	42.5
23:00:00	32	24.7	8	41.9
00:00:00	11	25.7	2	40.0

Summary of Violators
 Singleton Hill Jan/Feb 2024

from Mon-Jan-22-2024-09-00-AM to Mon-Feb-19-2024-11-59-AM

01:00:00	14	31.1	4	38.8
02:00:00	7	31.1	2	42.5
03:00:00	3	32.5	1	37.5
04:00:00	3	30.8	1	37.5
05:00:00	13	29.8	3	40.8
06:00:00	37	19.6	4	37.5
07:00:00	78	15.1	6	39.2
08:00:00	139	9.4	11	37.5
09:00:00	102	12.4	13	39.0
10:00:00	107	10.9	10	38.5
11:00:00	109	11.8	18	38.1
12:00:00	147	10.3	20	39.0
13:00:00	148	10.1	18	39.2
14:00:00	193	8.0	22	38.4
15:00:00	234	6.4	18	39.2
16:00:00	291	6.5	33	39.3
17:00:00	276	6.2	22	39.3
18:00:00	253	6.6	19	38.6
19:00:00	163	9.1	16	39.1
20:00:00	140	9.9	17	38.1
21:00:00	99	11.4	13	37.9
22:00:00	83	14.5	13	38.3
23:00:00	48	19.5	7	38.9
00:00:00	31	20.2	5	38.5
01:00:00	16	16.7	3	37.5
02:00:00	7	31.8	1	47.5
03:00:00	7	31.8	2	37.5
04:00:00	3	18.3	0	0.0
05:00:00	6	27.5	0	0.0
06:00:00	15	25.8	3	40.8
07:00:00	20	24.1	2	40.0
08:00:00	48	19.1	7	41.8
09:00:00	109	12.8	13	39.0
10:00:00	138	10.6	24	38.8
11:00:00	158	11.0	27	39.5
12:00:00	189	7.7	14	38.2
13:00:00	145	10.1	19	39.1
14:00:00	179	8.3	22	38.4
15:00:00	169	9.5	25	39.5
16:00:00	215	7.2	24	38.1
17:00:00	196	7.6	15	38.8
18:00:00	179	7.4	8	38.8
19:00:00	125	10.3	15	38.2
20:00:00	99	14.4	14	39.6
21:00:00	68	18.9	16	40.3
22:00:00	53	18.0	7	42.5
23:00:00	40	19.1	3	37.5
00:00:00	28	23.2	3	40.8
01:00:00	11	31.6	3	37.5

Summary of Violators
 Singleton Hill Jan/Feb 2024

from Mon-Jan-22-2024-09-00-AM to Mon-Feb-19-2024-11-59-AM

02:00:00	7	33.2	2	40.0
03:00:00	11	32.5	2	42.5
04:00:00	5	30.5	1	47.5
05:00:00	6	25.4	1	37.5
06:00:00	7	37.5	5	39.5
07:00:00	20	17.1	1	37.5
08:00:00	34	23.2	5	42.5
09:00:00	61	18.2	9	38.6
10:00:00	89	12.2	14	37.9
11:00:00	136	11.5	22	38.4
12:00:00	165	9.1	20	39.3
13:00:00	153	9.1	25	37.9
14:00:00	136	10.2	22	39.1
15:00:00	165	9.8	16	39.7
16:00:00	165	8.9	19	39.1
17:00:00	144	9.0	15	38.5
18:00:00	130	11.5	14	40.4
19:00:00	100	13.3	19	38.3
20:00:00	85	13.0	5	40.5
21:00:00	49	19.5	10	37.5
22:00:00	39	20.8	10	38.0
23:00:00	24	25.8	6	40.0
00:00:00	8	33.1	2	40.0
01:00:00	2	40.0	1	47.5
02:00:00	3	30.8	1	37.5
03:00:00	4	24.4	1	37.5
04:00:00	5	28.5	1	37.5
05:00:00	12	28.5	5	38.5
06:00:00	18	21.9	1	37.5
07:00:00	68	13.2	8	38.8
08:00:00	157	9.2	16	38.4
09:00:00	100	12.7	11	37.5
10:00:00	105	12.1	9	37.5
11:00:00	133	10.2	15	37.8
12:00:00	134	10.8	11	37.5
13:00:00	135	9.4	9	38.1
14:00:00	146	9.6	12	40.4
15:00:00	259	6.1	25	38.1
16:00:00	248	5.6	10	37.5
17:00:00	308	4.8	13	39.4
18:00:00	225	6.7	18	38.1
19:00:00	145	9.0	13	39.4
20:00:00	116	10.3	8	40.6
21:00:00	82	12.0	6	40.8
22:00:00	51	14.6	3	37.5
23:00:00	27	25.3	6	39.2
00:00:00	10	27.3	3	39.2
01:00:00	7	33.9	2	52.5
02:00:00	2	30.0	0	0.0

Summary of Violators
 Singleton Hill Jan/Feb 2024

from Mon-Jan-22-2024-09-00-AM to Mon-Feb-19-2024-11-59-AM

03:00:00	3	34.2	1	42.5
04:00:00	3	29.2	0	0.0
05:00:00	14	28.4	4	37.5
06:00:00	23	21.3	2	37.5
07:00:00	78	13.6	7	37.5
08:00:00	147	9.1	10	38.5
09:00:00	118	10.9	11	37.5
10:00:00	97	12.0	6	38.3
11:00:00	107	12.7	11	38.9
12:00:00	129	9.3	11	38.0
13:00:00	137	10.4	14	37.5
14:00:00	145	9.6	13	39.0
15:00:00	233	6.7	20	38.0
16:00:00	251	6.0	15	38.2
17:00:00	314	5.3	18	39.7
18:00:00	233	6.0	19	37.5
19:00:00	172	9.3	19	40.1
20:00:00	113	12.2	15	39.5
21:00:00	54	18.6	9	37.5
22:00:00	53	17.6	7	40.4
23:00:00	23	21.8	1	37.5
00:00:00	8	27.2	2	37.5
01:00:00	7	31.4	4	43.8
02:00:00	6	32.1	3	44.2
03:00:00	2	25.0	0	0.0
04:00:00	4	25.0	0	0.0
05:00:00	12	24.2	4	37.5
06:00:00	26	23.7	6	37.5
07:00:00	82	14.0	10	39.5
08:00:00	151	8.5	10	38.0
09:00:00	106	11.6	11	37.5
10:00:00	96	11.1	4	37.5
11:00:00	93	14.3	13	39.8
12:00:00	153	8.8	18	38.6
13:00:00	130	10.8	12	40.4
14:00:00	137	9.7	20	37.8
15:00:00	230	5.7	10	38.5
16:00:00	272	6.2	28	38.6
17:00:00	280	5.0	15	38.8
18:00:00	220	6.3	12	38.8
19:00:00	174	9.3	16	39.1
20:00:00	123	9.2	11	38.0
21:00:00	74	14.2	7	38.9
22:00:00	45	17.8	6	39.2
23:00:00	30	21.0	11	37.5
00:00:00	11	31.1	3	39.2
01:00:00	3	25.8	0	0.0
02:00:00	4	21.9	1	37.5
03:00:00	6	34.2	3	39.2

Summary of Violators
 Singleton Hill Jan/Feb 2024

from Mon-Jan-22-2024-09-00-AM to Mon-Feb-19-2024-11-59-AM

04:00:00	2	22.5	0	0.0
05:00:00	14	26.3	2	42.5
06:00:00	36	22.8	8	40.0
07:00:00	78	15.4	13	38.7
08:00:00	176	8.3	18	37.8
09:00:00	93	14.1	12	37.9
10:00:00	108	11.7	12	39.2
11:00:00	114	10.5	9	37.5
12:00:00	121	11.8	18	38.1
13:00:00	132	11.9	14	39.3
14:00:00	141	11.3	18	38.9
15:00:00	263	5.4	12	39.6
16:00:00	255	6.7	33	38.1
17:00:00	286	5.3	16	38.8
18:00:00	221	6.4	11	38.9
19:00:00	190	8.6	20	41.8
20:00:00	142	8.8	18	37.8
21:00:00	96	12.7	12	39.2
22:00:00	63	15.7	10	39.5
23:00:00	36	22.0	3	39.2
00:00:00	9	30.8	1	37.5
01:00:00	7	23.6	2	42.5
02:00:00	7	34.6	3	40.8
03:00:00	10	26.3	1	47.5
04:00:00	2	27.5	0	0.0
05:00:00	8	28.1	0	0.0
06:00:00	37	16.3	3	40.8
07:00:00	72	15.3	7	38.2
08:00:00	138	10.0	12	39.6
09:00:00	105	10.3	5	39.5
10:00:00	108	11.6	10	38.0
11:00:00	113	10.8	5	38.5
12:00:00	135	11.1	22	39.3
13:00:00	140	10.3	17	38.7
14:00:00	169	9.6	18	39.4
15:00:00	230	7.3	29	38.5
16:00:00	263	6.5	20	39.5
17:00:00	293	6.1	20	38.8
18:00:00	248	6.4	20	38.8
19:00:00	183	7.9	15	39.5
20:00:00	129	10.7	19	39.1
21:00:00	91	11.8	7	38.2
22:00:00	66	16.4	11	38.0
23:00:00	37	21.4	7	42.5
00:00:00	18	20.8	4	37.5
01:00:00	10	30.0	2	37.5
02:00:00	9	24.4	1	37.5
03:00:00	7	27.1	1	42.5
04:00:00	4	26.3	0	0.0

Summary of Violators
 Singleton Hill Jan/Feb 2024

from Mon-Jan-22-2024-09-00-AM to Mon-Feb-19-2024-11-59-AM

05:00:00	6	25.8	1	37.5
06:00:00	12	27.3	5	38.5
07:00:00	24	21.6	3	37.5
08:00:00	51	17.1	5	37.5
09:00:00	99	12.0	9	38.6
10:00:00	136	9.9	10	40.0
11:00:00	157	9.4	20	38.5
12:00:00	171	8.3	22	38.6
13:00:00	165	8.3	15	38.2
14:00:00	163	9.7	22	39.3
15:00:00	172	8.4	21	38.0
16:00:00	200	7.5	20	38.5
17:00:00	171	8.4	14	39.3
18:00:00	164	7.6	9	37.5
19:00:00	122	10.9	15	38.2
20:00:00	104	13.1	15	37.8
21:00:00	81	14.0	8	38.8
22:00:00	68	17.6	10	38.0
23:00:00	40	20.3	8	38.8
00:00:00	26	25.5	8	40.6
01:00:00	16	24.5	2	37.5
02:00:00	7	28.9	1	37.5
03:00:00	6	33.3	2	42.5
04:00:00	7	28.2	1	37.5
05:00:00	6	30.0	1	47.5
06:00:00	11	31.1	2	42.5
07:00:00	18	18.2	1	37.5
08:00:00	31	24.0	7	41.8
09:00:00	56	18.0	13	40.6
10:00:00	108	11.3	14	37.9
11:00:00	124	11.3	19	38.3
12:00:00	174	8.6	22	38.6
13:00:00	155	10.2	23	39.0
14:00:00	167	8.6	20	39.3
15:00:00	169	8.0	19	37.5
16:00:00	162	9.0	14	38.2
17:00:00	155	8.8	17	38.4
18:00:00	140	10.0	14	39.3
19:00:00	91	12.7	11	38.4
20:00:00	74	13.6	6	40.8
21:00:00	37	20.1	2	37.5
22:00:00	39	22.6	7	40.4
23:00:00	21	21.3	2	40.0
00:00:00	9	32.5	2	37.5
01:00:00	2	30.0	0	0.0
02:00:00	1	27.5	0	0.0
03:00:00	5	30.5	0	0.0
04:00:00	3	32.5	2	37.5
05:00:00	7	26.8	2	40.0

Summary of Violators
 Singleton Hill Jan/Feb 2024

from Mon-Jan-22-2024-09-00-AM to Mon-Feb-19-2024-11-59-AM

06:00:00	25	23.8	2	37.5
07:00:00	89	12.3	7	37.5
08:00:00	151	8.8	9	38.6
09:00:00	114	11.9	11	38.9
10:00:00	96	11.0	3	37.5
11:00:00	100	12.0	10	38.5
12:00:00	125	10.1	10	38.0
13:00:00	129	9.9	14	38.2
14:00:00	152	10.0	15	40.5
15:00:00	230	6.2	18	38.3
16:00:00	257	6.1	23	38.8
17:00:00	310	5.1	25	37.7
18:00:00	189	8.0	22	38.6
19:00:00	151	7.7	13	37.5
20:00:00	111	10.2	7	39.6
21:00:00	76	14.3	10	40.0
22:00:00	47	20.4	8	38.8
23:00:00	16	25.8	6	37.5
00:00:00	7	31.8	3	37.5
01:00:00	9	30.8	2	40.0
02:00:00	3	39.2	2	45.0
03:00:00	3	29.2	1	37.5
04:00:00	5	31.5	2	40.0
05:00:00	10	28.5	2	40.0
06:00:00	25	21.7	3	44.2
07:00:00	75	14.5	5	38.5
08:00:00	156	7.9	8	38.1
09:00:00	112	11.5	9	38.6
10:00:00	99	11.6	6	37.5
11:00:00	115	10.1	8	38.8
12:00:00	156	9.2	13	39.4
13:00:00	151	8.6	9	37.5
14:00:00	168	9.1	15	39.8
15:00:00	224	5.6	12	37.5
16:00:00	292	4.9	15	38.2
17:00:00	291	4.5	9	38.6
18:00:00	275	5.1	12	37.9
19:00:00	197	7.0	13	39.4
20:00:00	135	9.5	11	38.4
21:00:00	92	13.3	9	39.2
22:00:00	55	17.8	10	40.0
23:00:00	21	22.6	3	37.5
00:00:00	10	30.5	2	40.0
01:00:00	219	1.2	2	40.0
02:00:00	37	4.1	0	0.0
03:00:00	6	8.8	1	37.5
04:00:00	4	35.0	2	42.5
05:00:00	9	26.9	0	0.0
06:00:00	39	19.6	7	39.6

Summary of Violators
 Singleton Hill Jan/Feb 2024

from Mon-Jan-22-2024-09-00-AM to Mon-Feb-19-2024-11-59-AM

07:00:00	76	13.7	7	38.2
08:00:00	156	7.9	8	37.5
09:00:00	100	10.7	6	37.5
10:00:00	95	12.2	7	37.5
11:00:00	127	10.3	12	38.8
12:00:00	132	11.0	10	38.5
13:00:00	136	10.6	11	39.3
14:00:00	167	7.8	13	37.5
15:00:00	269	6.0	28	38.0
16:00:00	284	6.1	27	38.1
17:00:00	318	4.4	10	38.5
18:00:00	251	5.7	12	38.3
19:00:00	196	7.3	12	40.0
20:00:00	153	9.1	12	40.4
21:00:00	73	14.3	6	39.2
22:00:00	50	19.7	10	39.0
23:00:00	19	25.0	3	39.2
00:00:00	13	24.4	1	37.5
01:00:00	3	30.8	1	42.5
02:00:00	6	33.3	2	42.5
03:00:00	0	N/A	N/A	N/A
04:00:00	5	31.5	2	45.0
05:00:00	15	19.2	3	37.5
06:00:00	42	17.5	4	37.5
07:00:00	68	14.3	5	38.5
08:00:00	178	6.6	3	37.5
09:00:00	122	10.7	9	39.2
10:00:00	111	12.5	17	38.4
11:00:00	96	12.8	13	39.4
12:00:00	119	10.4	8	38.8
13:00:00	145	8.8	11	38.0
14:00:00	165	7.7	6	39.2
15:00:00	275	5.3	12	39.2
16:00:00	270	5.7	17	39.3
17:00:00	285	5.4	21	38.5
18:00:00	255	5.6	14	38.6
19:00:00	178	7.8	16	38.1
20:00:00	151	8.0	8	39.4
21:00:00	80	12.2	7	39.6
22:00:00	45	16.7	5	37.5
23:00:00	20	26.3	1	37.5
00:00:00	17	23.5	2	37.5
01:00:00	9	31.4	2	40.0
02:00:00	2	35.0	1	37.5
03:00:00	7	27.9	2	37.5
04:00:00	4	33.8	2	42.5
05:00:00	12	24.0	2	42.5
06:00:00	33	21.4	3	39.2
07:00:00	97	11.2	8	39.4

Summary of Violators
 Singleton Hill Jan/Feb 2024

from Mon-Jan-22-2024-09-00-AM to Mon-Feb-19-2024-11-59-AM

08:00:00	174	6.9	8	37.5
09:00:00	108	10.6	6	39.2
10:00:00	115	10.8	4	38.8
11:00:00	136	9.5	7	38.2
12:00:00	159	8.4	13	37.9
13:00:00	163	8.3	12	38.8
14:00:00	172	8.8	15	39.2
15:00:00	309	4.9	13	38.7
16:00:00	318	4.9	26	38.3
17:00:00	310	5.3	17	39.3
18:00:00	280	4.9	10	38.0
19:00:00	206	7.5	15	38.8
20:00:00	131	10.2	12	38.8
21:00:00	105	11.5	9	38.6
22:00:00	69	14.5	5	38.5
23:00:00	40	19.8	5	37.5
00:00:00	23	20.7	4	37.5
01:00:00	11	32.0	4	38.8
02:00:00	11	25.9	1	37.5
03:00:00	9	31.1	3	40.8
04:00:00	2	27.5	0	0.0
05:00:00	6	27.5	0	0.0
06:00:00	23	22.8	2	40.0
07:00:00	26	20.2	3	39.2
08:00:00	68	13.6	4	37.5
09:00:00	110	11.8	6	42.5
10:00:00	146	9.6	8	38.8
11:00:00	197	7.7	21	38.7
12:00:00	195	8.4	21	39.6
13:00:00	202	7.8	20	39.3
14:00:00	186	8.4	17	38.7
15:00:00	156	8.7	14	38.2
16:00:00	157	10.5	24	39.8
17:00:00	214	6.2	12	38.3
18:00:00	175	7.8	10	40.0
19:00:00	141	8.8	13	39.4
20:00:00	119	9.4	6	38.3
21:00:00	79	14.7	8	38.1
22:00:00	63	15.0	10	37.5
23:00:00	40	17.8	2	37.5
00:00:00	21	22.1	4	37.5
01:00:00	10	26.3	2	37.5
02:00:00	12	21.5	0	0.0
03:00:00	6	30.0	1	37.5
04:00:00	7	28.2	2	42.5
05:00:00	2	25.0	0	0.0
06:00:00	19	23.6	4	41.3
07:00:00	25	20.7	1	37.5
08:00:00	44	16.3	4	38.8

Summary of Violators
Singleton Hill Jan/Feb 2024

from Mon-Jan-22-2024-09-00-AM to Mon-Feb-19-2024-11-59-AM

09:00:00	59	15.9	7	38.2
10:00:00	109	12.5	14	38.2
11:00:00	141	9.2	19	39.3
12:00:00	198	7.6	20	38.0
13:00:00	170	7.7	16	38.1
14:00:00	159	9.2	18	39.2
15:00:00	180	8.1	17	39.0
16:00:00	177	8.7	15	39.8
17:00:00	148	9.6	12	39.2
18:00:00	114	11.2	9	38.6
19:00:00	111	11.1	10	38.5
20:00:00	108	10.6	9	38.6
21:00:00	7	13.2	1	37.5
22:00:00	0	N/A	N/A	N/A
23:00:00	0	N/A	N/A	N/A
00:00:00	0	N/A	N/A	N/A
01:00:00	0	N/A	N/A	N/A
02:00:00	0	N/A	N/A	N/A
03:00:00	0	N/A	N/A	N/A
04:00:00	0	N/A	N/A	N/A
05:00:00	0	N/A	N/A	N/A
06:00:00	0	N/A	N/A	N/A
07:00:00	0	N/A	N/A	N/A
08:00:00	0	N/A	N/A	N/A
09:00:00	0	N/A	N/A	N/A
10:00:00	0	N/A	N/A	N/A
11:00:00	0	N/A	N/A	N/A
12:00:00	0	N/A	N/A	N/A
13:00:00	0	N/A	N/A	N/A
14:00:00	0	N/A	N/A	N/A
15:00:00	0	N/A	N/A	N/A
16:00:00	0	N/A	N/A	N/A
17:00:00	0	N/A	N/A	N/A
18:00:00	0	N/A	N/A	N/A
19:00:00	0	N/A	N/A	N/A
20:00:00	0	N/A	N/A	N/A
21:00:00	0	N/A	N/A	N/A
22:00:00	0	N/A	N/A	N/A
23:00:00	0	N/A	N/A	N/A
00:00:00	0	N/A	N/A	N/A
01:00:00	0	N/A	N/A	N/A
02:00:00	0	N/A	N/A	N/A
03:00:00	0	N/A	N/A	N/A
04:00:00	0	N/A	N/A	N/A
05:00:00	0	N/A	N/A	N/A
06:00:00	0	N/A	N/A	N/A
07:00:00	0	N/A	N/A	N/A
08:00:00	0	N/A	N/A	N/A
09:00:00	0	N/A	N/A	N/A

Summary of Violators
Singleton Hill Jan/Feb 2024

from Mon-Jan-22-2024-09-00-AM to Mon-Feb-19-2024-11-59-AM

10:00:00	0	N/A	N/A	N/A
11:00:00	0	N/A	N/A	N/A
12:00:00	0	N/A	N/A	N/A
13:00:00	0	N/A	N/A	N/A
14:00:00	0	N/A	N/A	N/A
15:00:00	0	N/A	N/A	N/A
16:00:00	0	N/A	N/A	N/A
17:00:00	0	N/A	N/A	N/A
18:00:00	0	N/A	N/A	N/A
19:00:00	0	N/A	N/A	N/A
20:00:00	0	N/A	N/A	N/A
21:00:00	0	N/A	N/A	N/A
22:00:00	0	N/A	N/A	N/A
23:00:00	0	N/A	N/A	N/A
00:00:00	0	N/A	N/A	N/A
01:00:00	0	N/A	N/A	N/A
02:00:00	0	N/A	N/A	N/A
03:00:00	0	N/A	N/A	N/A
04:00:00	0	N/A	N/A	N/A
05:00:00	0	N/A	N/A	N/A
06:00:00	0	N/A	N/A	N/A
07:00:00	0	N/A	N/A	N/A
08:00:00	0	N/A	N/A	N/A
09:00:00	0	N/A	N/A	N/A
10:00:00	0	N/A	N/A	N/A
11:00:00	0	N/A	N/A	N/A
12:00:00	0	N/A	N/A	N/A
13:00:00	0	N/A	N/A	N/A
14:00:00	0	N/A	N/A	N/A
15:00:00	0	N/A	N/A	N/A
16:00:00	0	N/A	N/A	N/A
17:00:00	0	N/A	N/A	N/A
18:00:00	0	N/A	N/A	N/A
19:00:00	0	N/A	N/A	N/A
20:00:00	0	N/A	N/A	N/A
21:00:00	0	N/A	N/A	N/A
22:00:00	0	N/A	N/A	N/A
23:00:00	0	N/A	N/A	N/A
00:00:00	0	N/A	N/A	N/A
01:00:00	0	N/A	N/A	N/A
02:00:00	0	N/A	N/A	N/A
03:00:00	0	N/A	N/A	N/A
04:00:00	0	N/A	N/A	N/A
05:00:00	0	N/A	N/A	N/A
06:00:00	0	N/A	N/A	N/A
07:00:00	0	N/A	N/A	N/A
08:00:00	0	N/A	N/A	N/A
09:00:00	0	N/A	N/A	N/A
10:00:00	0	N/A	N/A	N/A

Summary of Violators
Singleton Hill Jan/Feb 2024

from Mon-Jan-22-2024-09-00-AM to Mon-Feb-19-2024-11-59-AM

11:00:00	0	N/A	N/A	N/A
12:00:00	0	N/A	N/A	N/A
13:00:00	0	N/A	N/A	N/A
14:00:00	0	N/A	N/A	N/A
15:00:00	0	N/A	N/A	N/A
16:00:00	0	N/A	N/A	N/A
17:00:00	0	N/A	N/A	N/A
18:00:00	0	N/A	N/A	N/A
19:00:00	0	N/A	N/A	N/A
20:00:00	0	N/A	N/A	N/A
21:00:00	0	N/A	N/A	N/A
22:00:00	0	N/A	N/A	N/A
23:00:00	0	N/A	N/A	N/A
00:00:00	0	N/A	N/A	N/A
01:00:00	0	N/A	N/A	N/A
02:00:00	0	N/A	N/A	N/A
03:00:00	0	N/A	N/A	N/A
04:00:00	0	N/A	N/A	N/A
05:00:00	0	N/A	N/A	N/A
06:00:00	0	N/A	N/A	N/A
07:00:00	0	N/A	N/A	N/A
08:00:00	0	N/A	N/A	N/A
09:00:00	0	N/A	N/A	N/A
10:00:00	0	N/A	N/A	N/A
11:00:00	0	N/A	N/A	N/A
12:00:00	0	N/A	N/A	N/A
13:00:00	0	N/A	N/A	N/A
14:00:00	0	N/A	N/A	N/A
15:00:00	0	N/A	N/A	N/A
16:00:00	0	N/A	N/A	N/A
17:00:00	0	N/A	N/A	N/A
18:00:00	0	N/A	N/A	N/A
19:00:00	0	N/A	N/A	N/A
20:00:00	0	N/A	N/A	N/A
21:00:00	0	N/A	N/A	N/A
22:00:00	0	N/A	N/A	N/A
23:00:00	0	N/A	N/A	N/A
00:00:00	0	N/A	N/A	N/A
01:00:00	0	N/A	N/A	N/A
02:00:00	0	N/A	N/A	N/A
03:00:00	0	N/A	N/A	N/A
04:00:00	0	N/A	N/A	N/A
05:00:00	0	N/A	N/A	N/A
06:00:00	0	N/A	N/A	N/A
07:00:00	0	N/A	N/A	N/A
08:00:00	0	N/A	N/A	N/A
09:00:00	0	N/A	N/A	N/A
10:00:00	0	N/A	N/A	N/A
11:00:00	0	N/A	N/A	N/A

Summary of Violators
Singleton Hill Jan/Feb 2024

from Mon-Jan-22-2024-09-00-AM to Mon-Feb-19-2024-11-59-AM

12:00:00	0	N/A	N/A	N/A
13:00:00	0	N/A	N/A	N/A
14:00:00	0	N/A	N/A	N/A
15:00:00	0	N/A	N/A	N/A
16:00:00	0	N/A	N/A	N/A
17:00:00	0	N/A	N/A	N/A
18:00:00	0	N/A	N/A	N/A
19:00:00	0	N/A	N/A	N/A
20:00:00	0	N/A	N/A	N/A
21:00:00	0	N/A	N/A	N/A
22:00:00	0	N/A	N/A	N/A
23:00:00	0	N/A	N/A	N/A
00:00:00	0	N/A	N/A	N/A
01:00:00	0	N/A	N/A	N/A
02:00:00	0	N/A	N/A	N/A
03:00:00	0	N/A	N/A	N/A
04:00:00	0	N/A	N/A	N/A
05:00:00	0	N/A	N/A	N/A
06:00:00	0	N/A	N/A	N/A
07:00:00	0	N/A	N/A	N/A
08:00:00	0	N/A	N/A	N/A
09:00:00	0	N/A	N/A	N/A
10:00:00	0	N/A	N/A	N/A
11:00:00	0	N/A	N/A	N/A
12:00:00	0	N/A	N/A	N/A
13:00:00	0	N/A	N/A	N/A
14:00:00	0	N/A	N/A	N/A
15:00:00	0	N/A	N/A	N/A
16:00:00	0	N/A	N/A	N/A
17:00:00	0	N/A	N/A	N/A
18:00:00	0	N/A	N/A	N/A
19:00:00	0	N/A	N/A	N/A
20:00:00	0	N/A	N/A	N/A
21:00:00	0	N/A	N/A	N/A
22:00:00	0	N/A	N/A	N/A
23:00:00	0	N/A	N/A	N/A

Incoming Histogram

Singleton Hill Jan/Feb 2024

from Mon-Jan-22-2024-09-00-AM to Mon-Feb-19-2024-11-59-AM

Date	Starting Hr:min	<15	15 to <20	20 to <25	25 to <30	30 to <35	35 to <40	40 to <45	45 to <50	50 to <55	55 to <60	60 to <65	65 to <70	70 to <75	75 to <80	80 to <85	85 to <90	90 to <95	95 to <100	100 to >105	Total Counts	Avg Speed (MPH)	85pet Speed	10MPH Pace	% in pace	# of Speeders	% Speeders	
22/01/2024	00:00	*	*	*	*	*	*	*	*	*	*	*	*	*	*	*	*	*	*	*	*	*	*	*	*	*	*	
22/01/2024	01:00	*	*	*	*	*	*	*	*	*	*	*	*	*	*	*	*	*	*	*	*	*	*	*	*	*	*	
22/01/2024	02:00	*	*	*	*	*	*	*	*	*	*	*	*	*	*	*	*	*	*	*	*	*	*	*	*	*	*	
22/01/2024	03:00	*	*	*	*	*	*	*	*	*	*	*	*	*	*	*	*	*	*	*	*	*	*	*	*	*	*	
22/01/2024	04:00	*	*	*	*	*	*	*	*	*	*	*	*	*	*	*	*	*	*	*	*	*	*	*	*	*	*	
22/01/2024	05:00	*	*	*	*	*	*	*	*	*	*	*	*	*	*	*	*	*	*	*	*	*	*	*	*	*	*	
22/01/2024	06:00	*	*	*	*	*	*	*	*	*	*	*	*	*	*	*	*	*	*	*	*	*	*	*	*	*	*	
22/01/2024	07:00	*	*	*	*	*	*	*	*	*	*	*	*	*	*	*	*	*	*	*	*	*	*	*	*	*	*	
22/01/2024	08:00	*	*	*	*	*	*	*	*	*	*	*	*	*	*	*	*	*	*	*	*	*	*	*	*	*	*	
22/01/2024	09:00	0	0	3	10	12	3	0	0	0	0	0	0	0	0	0	0	0	0	0	0	28	30.1	34.6	25 to 35	78.6	3	10.7
22/01/2024	10:00	0	4	17	61	44	15	3	0	0	0	0	0	0	0	0	0	0	0	0	0	144	29.4	34.5	25 to 35	72.9	18	12.5
22/01/2024	11:00	1	6	24	70	43	15	6	1	0	0	0	0	0	0	0	0	0	0	0	0	166	29.1	34.7	25 to 35	68.1	22	13.3
22/01/2024	12:00	4	0	20	71	59	21	2	0	1	0	0	0	0	0	0	0	0	0	0	0	178	29.6	34.7	25 to 35	73.0	24	13.5
22/01/2024	13:00	1	2	19	52	63	25	3	0	0	0	0	0	0	0	0	0	0	0	0	0	165	30.3	35.6	25 to 35	69.7	28	17.0
22/01/2024	14:00	5	8	32	92	72	25	6	0	0	0	0	0	0	0	0	0	0	0	0	0	240	29	34.7	25 to 35	68.3	31	12.9
22/01/2024	15:00	5	8	27	110	88	26	4	1	0	0	0	0	0	0	0	0	0	0	0	0	269	29.2	34.5	25 to 35	73.6	31	11.5
22/01/2024	16:00	7	5	31	96	77	24	6	1	1	0	0	0	0	0	0	0	0	0	0	0	248	29.2	34.7	25 to 35	69.8	32	12.9
22/01/2024	17:00	9	8	55	127	48	23	2	0	0	0	0	0	0	0	0	0	0	0	0	0	272	27.5	33.3	20 to 30	66.9	25	9.2
22/01/2024	18:00	7	9	34	85	50	20	0	0	0	0	0	0	0	0	0	0	0	0	0	0	205	27.8	33.9	25 to 35	65.9	20	9.8
22/01/2024	19:00	2	6	14	40	33	13	4	1	0	0	0	0	0	0	0	0	0	0	0	0	113	29.3	35.4	25 to 35	64.6	18	15.9
22/01/2024	20:00	0	1	9	35	20	10	2	0	0	0	0	0	0	0	0	0	0	0	0	0	77	29.6	35	25 to 35	71.4	12	15.6
22/01/2024	21:00	1	1	5	21	23	7	1	1	0	0	0	0	0	0	0	0	0	0	0	0	60	30.2	35	25 to 35	73.3	9	15.0
22/01/2024	22:00	0	1	6	15	9	4	3	0	0	0	0	0	0	0	0	0	0	0	0	0	38	29.6	36.2	25 to 35	63.2	7	18.4
22/01/2024	23:00	0	1	0	2	4	3	2	0	0	0	0	0	0	0	0	0	0	0	0	0	12	32.9	40	30 to 40	58.3	5	41.7
24 Hr Summary		42	60	296	887	645	234	44	5	2	0	0	0	0	0	0	0	0	0	0	2215	29	34.6	25 to 35	69.2	285	12.9	

Incoming Histogram

Singleton Hill Jan/Feb 2024

from Mon-Jan-22-2024-09-00-AM to Mon-Feb-19-2024-11-59-AM

Date	Starting Hr:min	<15	15 to <20	20 to <25	25 to <30	30 to <35	35 to <40	40 to <45	45 to <50	50 to <55	55 to <60	60 to <65	65 to <70	70 to <75	75 to <80	80 to <85	85 to <90	90 to <95	95 to <100	100 to >105	Total Counts	Avg Speed (MPH)	85pct Speed	10MPH Pace	% in pace	# of Speeders	% Speeders	
23/01/2024	00:00	0	0	1	4	1	2	0	0	0	0	0	0	0	0	0	0	0	0	0	0	8	29.5	37.5	20 to 30	62.5	2	25.0
23/01/2024	01:00	1	0	0	0	0	1	1	0	0	0	0	0	0	0	0	0	0	0	0	0	3	30.3	45	35 to 45	66.7	2	66.7
23/01/2024	02:00	0	0	0	1	0	0	0	0	0	0	0	0	0	0	0	0	0	0	0	0	1	27	30	20 to 30	100.0	*	*
23/01/2024	03:00	0	0	0	2	2	0	0	0	0	0	0	0	0	0	0	0	0	0	0	0	4	30	32.5	25 to 35	100.0	*	*
23/01/2024	04:00	1	0	0	2	3	5	0	0	0	0	0	0	0	0	0	0	0	0	0	0	11	31.2	38	30 to 40	72.7	5	45.5
23/01/2024	05:00	0	0	5	10	12	3	1	1	0	0	0	0	0	0	0	0	0	0	0	0	32	30.3	35	25 to 35	68.8	5	15.6
23/01/2024	06:00	2	0	6	31	38	14	6	1	0	0	0	0	0	0	0	0	0	0	0	0	98	31.2	37.1	25 to 35	70.4	21	21.4
23/01/2024	07:00	2	5	24	115	102	33	1	1	1	0	0	0	0	0	0	0	0	0	0	0	284	29.9	34.7	25 to 35	76.4	36	12.7
23/01/2024	08:00	2	4	23	117	92	28	8	1	0	0	0	0	0	0	0	0	0	0	0	0	275	30	34.8	25 to 35	76.0	37	13.5
23/01/2024	09:00	2	2	10	66	56	24	1	0	0	0	0	0	0	0	0	0	0	0	0	0	161	30	35.2	25 to 35	75.8	25	15.5
23/01/2024	10:00	1	1	21	81	38	11	2	0	0	0	0	0	0	0	0	0	0	0	0	0	155	28.7	33.7	25 to 35	76.8	13	8.4
23/01/2024	11:00	1	1	18	74	51	13	0	0	0	0	0	0	0	0	0	0	0	0	0	0	158	29.1	33.9	25 to 35	79.1	13	8.2
23/01/2024	12:00	2	7	16	64	54	19	2	1	0	0	0	0	0	0	0	0	0	0	0	0	165	29.4	34.7	25 to 35	71.5	22	13.3
23/01/2024	13:00	1	1	14	60	59	21	6	2	0	0	0	0	0	0	0	0	0	0	0	0	164	30.7	36	25 to 35	72.6	29	17.7
23/01/2024	14:00	0	2	3	13	14	4	0	0	0	0	0	0	0	0	0	0	0	0	0	0	36	29.5	34.6	25 to 35	75.0	4	11.1
23/01/2024	15:00	*	*	*	*	*	*	*	*	*	*	*	*	*	*	*	*	*	*	*	*	*	*	*	*	*	*	*
23/01/2024	16:00	*	*	*	*	*	*	*	*	*	*	*	*	*	*	*	*	*	*	*	*	*	*	*	*	*	*	*
23/01/2024	17:00	*	*	*	*	*	*	*	*	*	*	*	*	*	*	*	*	*	*	*	*	*	*	*	*	*	*	*
23/01/2024	18:00	*	*	*	*	*	*	*	*	*	*	*	*	*	*	*	*	*	*	*	*	*	*	*	*	*	*	*
23/01/2024	19:00	*	*	*	*	*	*	*	*	*	*	*	*	*	*	*	*	*	*	*	*	*	*	*	*	*	*	*
23/01/2024	20:00	*	*	*	*	*	*	*	*	*	*	*	*	*	*	*	*	*	*	*	*	*	*	*	*	*	*	*
23/01/2024	21:00	*	*	*	*	*	*	*	*	*	*	*	*	*	*	*	*	*	*	*	*	*	*	*	*	*	*	*
23/01/2024	22:00	*	*	*	*	*	*	*	*	*	*	*	*	*	*	*	*	*	*	*	*	*	*	*	*	*	*	*
23/01/2024	23:00	*	*	*	*	*	*	*	*	*	*	*	*	*	*	*	*	*	*	*	*	*	*	*	*	*	*	*
24 Hr Summary		15	23	141	640	522	178	28	7	1	0	0	0	0	0	0	0	0	0	0	0	1555	29.8	34.8	25 to 35	74.7	214	13.8

Incoming Histogram

Singleton Hill Jan/Feb 2024

from Mon-Jan-22-2024-09-00-AM to Mon-Feb-19-2024-11-59-AM

Date	Starting Hr:min	<15	15 to <20	20 to <25	25 to <30	30 to <35	35 to <40	40 to <45	45 to <50	50 to <55	55 to <60	60 to <65	65 to <70	70 to <75	75 to <80	80 to <85	85 to <90	90 to <95	95 to <100	100 to >105	Total Counts	Avg Speed (MPH)	85pct Speed	10MPH Pace	% in pace	# of Speeders	% Speeders
24/01/2024	00:00	*	*	*	*	*	*	*	*	*	*	*	*	*	*	*	*	*	*	*	*	*	*	*	*	*	*
24/01/2024	01:00	*	*	*	*	*	*	*	*	*	*	*	*	*	*	*	*	*	*	*	*	*	*	*	*	*	*
24/01/2024	02:00	*	*	*	*	*	*	*	*	*	*	*	*	*	*	*	*	*	*	*	*	*	*	*	*	*	*
24/01/2024	03:00	*	*	*	*	*	*	*	*	*	*	*	*	*	*	*	*	*	*	*	*	*	*	*	*	*	*
24/01/2024	04:00	*	*	*	*	*	*	*	*	*	*	*	*	*	*	*	*	*	*	*	*	*	*	*	*	*	*
24/01/2024	05:00	*	*	*	*	*	*	*	*	*	*	*	*	*	*	*	*	*	*	*	*	*	*	*	*	*	*
24/01/2024	06:00	*	*	*	*	*	*	*	*	*	*	*	*	*	*	*	*	*	*	*	*	*	*	*	*	*	*
24/01/2024	07:00	*	*	*	*	*	*	*	*	*	*	*	*	*	*	*	*	*	*	*	*	*	*	*	*	*	*
24/01/2024	08:00	*	*	*	*	*	*	*	*	*	*	*	*	*	*	*	*	*	*	*	*	*	*	*	*	*	*
24/01/2024	09:00	*	*	*	*	*	*	*	*	*	*	*	*	*	*	*	*	*	*	*	*	*	*	*	*	*	*
24/01/2024	10:00	*	*	*	*	*	*	*	*	*	*	*	*	*	*	*	*	*	*	*	*	*	*	*	*	*	*
24/01/2024	11:00	*	*	*	*	*	*	*	*	*	*	*	*	*	*	*	*	*	*	*	*	*	*	*	*	*	*
24/01/2024	12:00	*	*	*	*	*	*	*	*	*	*	*	*	*	*	*	*	*	*	*	*	*	*	*	*	*	*
24/01/2024	13:00	*	*	*	*	*	*	*	*	*	*	*	*	*	*	*	*	*	*	*	*	*	*	*	*	*	*
24/01/2024	14:00	*	*	*	*	*	*	*	*	*	*	*	*	*	*	*	*	*	*	*	*	*	*	*	*	*	*
24/01/2024	15:00	*	*	*	*	*	*	*	*	*	*	*	*	*	*	*	*	*	*	*	*	*	*	*	*	*	*
24/01/2024	16:00	*	*	*	*	*	*	*	*	*	*	*	*	*	*	*	*	*	*	*	*	*	*	*	*	*	*
24/01/2024	17:00	*	*	*	*	*	*	*	*	*	*	*	*	*	*	*	*	*	*	*	*	*	*	*	*	*	*
24/01/2024	18:00	*	*	*	*	*	*	*	*	*	*	*	*	*	*	*	*	*	*	*	*	*	*	*	*	*	*
24/01/2024	19:00	*	*	*	*	*	*	*	*	*	*	*	*	*	*	*	*	*	*	*	*	*	*	*	*	*	*
24/01/2024	20:00	*	*	*	*	*	*	*	*	*	*	*	*	*	*	*	*	*	*	*	*	*	*	*	*	*	*
24/01/2024	21:00	*	*	*	*	*	*	*	*	*	*	*	*	*	*	*	*	*	*	*	*	*	*	*	*	*	*
24/01/2024	22:00	*	*	*	*	*	*	*	*	*	*	*	*	*	*	*	*	*	*	*	*	*	*	*	*	*	*
24/01/2024	23:00	*	*	*	*	*	*	*	*	*	*	*	*	*	*	*	*	*	*	*	*	*	*	*	*	*	*
24 Hr Summary		0	0	0	0	0	0	0	0	0	0	0	0	0	0	0	0	0	0	0	0	0	0	0	*	*	*

Incoming Histogram

Singleton Hill Jan/Feb 2024

from Mon-Jan-22-2024-09-00-AM to Mon-Feb-19-2024-11-59-AM

Date	Starting Hr:min	<15	15 to <20	20 to <25	25 to <30	30 to <35	35 to <40	40 to <45	45 to <50	50 to <55	55 to <60	60 to <65	65 to <70	70 to <75	75 to <80	80 to <85	85 to <90	90 to <95	95 to <100	100 to >105	Total Counts	Avg Speed (MPH)	85pet Speed	10MPH Pace	% in pace	# of Speeders	% Speeders	
25/01/2024	00:00	*	*	*	*	*	*	*	*	*	*	*	*	*	*	*	*	*	*	*	*	*	*	*	*	*	*	
25/01/2024	01:00	*	*	*	*	*	*	*	*	*	*	*	*	*	*	*	*	*	*	*	*	*	*	*	*	*	*	
25/01/2024	02:00	*	*	*	*	*	*	*	*	*	*	*	*	*	*	*	*	*	*	*	*	*	*	*	*	*	*	
25/01/2024	03:00	*	*	*	*	*	*	*	*	*	*	*	*	*	*	*	*	*	*	*	*	*	*	*	*	*	*	
25/01/2024	04:00	*	*	*	*	*	*	*	*	*	*	*	*	*	*	*	*	*	*	*	*	*	*	*	*	*	*	
25/01/2024	05:00	*	*	*	*	*	*	*	*	*	*	*	*	*	*	*	*	*	*	*	*	*	*	*	*	*	*	
25/01/2024	06:00	*	*	*	*	*	*	*	*	*	*	*	*	*	*	*	*	*	*	*	*	*	*	*	*	*	*	
25/01/2024	07:00	*	*	*	*	*	*	*	*	*	*	*	*	*	*	*	*	*	*	*	*	*	*	*	*	*	*	
25/01/2024	08:00	*	*	*	*	*	*	*	*	*	*	*	*	*	*	*	*	*	*	*	*	*	*	*	*	*	*	
25/01/2024	09:00	0	2	5	6	2	0	0	0	0	0	0	0	0	0	0	0	0	0	0	0	15	25.1	30	20 to 30	73.3	*	*
25/01/2024	10:00	0	3	14	34	24	12	1	0	0	0	0	0	0	0	0	0	0	0	0	0	88	29.1	35	25 to 35	65.9	13	14.8
25/01/2024	11:00	0	3	11	50	20	12	3	0	0	0	0	0	0	0	0	0	0	0	0	0	99	29.2	35	25 to 35	70.7	15	15.2
25/01/2024	12:00	7	10	18	40	28	11	1	0	0	0	0	0	0	0	0	0	0	0	0	0	115	26.8	34.1	25 to 35	59.1	12	10.4
25/01/2024	13:00	4	2	20	52	42	21	5	0	0	0	0	0	0	0	0	0	0	0	0	0	146	29.5	36	25 to 35	64.4	26	17.8
25/01/2024	14:00	5	2	25	51	51	12	4	1	0	0	0	0	0	0	0	0	0	0	0	0	151	28.9	34.4	25 to 35	67.5	17	11.3
25/01/2024	15:00	1	8	48	106	57	12	3	1	0	0	0	0	0	0	0	0	0	0	0	0	236	28	33.3	25 to 35	69.1	16	6.8
25/01/2024	16:00	4	4	49	112	77	27	0	2	1	0	0	0	0	0	0	0	0	0	0	0	276	28.8	34.3	25 to 35	68.5	30	10.9
25/01/2024	17:00	1	5	44	118	73	17	1	2	0	0	0	0	0	0	0	0	0	0	0	0	261	28.6	33.7	25 to 35	73.2	20	7.7
25/01/2024	18:00	1	13	40	106	46	17	3	1	0	0	0	0	0	0	0	0	0	0	0	0	227	27.9	33.6	25 to 35	67.0	21	9.3
25/01/2024	19:00	1	6	33	65	49	13	1	0	0	0	0	0	0	0	0	0	0	0	0	0	168	28.3	33.9	25 to 35	67.9	14	8.3
25/01/2024	20:00	2	1	21	66	31	8	5	2	0	0	0	0	0	0	0	0	0	0	0	0	136	28.9	34.2	25 to 35	71.3	15	11.0
25/01/2024	21:00	3	2	24	35	19	3	1	0	2	0	0	0	0	0	0	0	0	0	0	0	89	27.4	33.2	20 to 30	66.3	6	6.7
25/01/2024	22:00	0	1	5	31	10	3	1	0	1	0	0	0	0	0	0	0	0	0	0	0	52	28.9	33.5	25 to 35	78.8	5	9.6
25/01/2024	23:00	0	1	3	7	12	2	4	0	1	0	0	0	0	0	0	0	0	0	0	0	30	31.9	41.2	25 to 35	63.3	7	23.3
24 Hr Summary		29	63	360	879	541	170	33	9	5	0	0	0	0	0	0	0	0	0	0	2089	28.5	34.1	25 to 35	68.0	217	10.4	

Incoming Histogram

Singleton Hill Jan/Feb 2024

from Mon-Jan-22-2024-09-00-AM to Mon-Feb-19-2024-11-59-AM

Date	Starting Hr:min	<15	15 to <20	20 to <25	25 to <30	30 to <35	35 to <40	40 to <45	45 to <50	50 to <55	55 to <60	60 to <65	65 to <70	70 to <75	75 to <80	80 to <85	85 to <90	90 to <95	95 to <100	100 to >105	Total Counts	Avg Speed (MPH)	85pet Speed	10MPH Pace	% in pace	# of Speeders	% Speeders	
26/01/2024	00:00	0	0	0	3	4	1	1	0	0	0	0	0	0	0	0	0	0	0	0	0	9	32.2	40	25 to 35	77.8	2	22.2
26/01/2024	01:00	0	1	2	5	4	3	1	0	0	0	0	0	0	0	0	0	0	0	0	0	16	29.8	38.3	25 to 35	56.3	4	25.0
26/01/2024	02:00	0	0	1	1	1	1	0	1	0	0	0	0	0	0	0	0	0	0	0	0	5	33	40	20 to 30	40.0	2	40.0
26/01/2024	03:00	0	0	0	1	1	1	0	0	0	0	0	0	0	0	0	0	0	0	0	0	3	32	40	25 to 35	66.7	1	33.3
26/01/2024	04:00	0	0	1	0	1	1	0	0	0	0	0	0	0	0	0	0	0	0	0	0	3	30.3	40	30 to 40	66.7	1	33.3
26/01/2024	05:00	0	1	3	3	3	1	2	0	0	0	0	0	0	0	0	0	0	0	0	0	13	29.3	40	20 to 30	46.2	3	23.1
26/01/2024	06:00	2	1	11	11	12	5	0	0	0	0	0	0	0	0	0	0	0	0	0	0	42	27.6	34.6	25 to 35	54.8	5	11.9
26/01/2024	07:00	8	6	13	28	21	5	0	1	0	0	0	0	0	0	0	0	0	0	0	0	82	26.4	33.6	25 to 35	59.8	6	7.3
26/01/2024	08:00	5	7	21	69	30	10	0	0	0	0	0	0	0	0	0	0	0	0	0	0	142	27.3	33.2	25 to 35	69.7	10	7.0
26/01/2024	09:00	3	3	18	28	32	11	2	0	1	0	0	0	0	0	0	0	0	0	0	0	98	28.9	34.8	25 to 35	61.2	14	14.3
26/01/2024	10:00	2	4	11	47	32	10	1	0	0	0	0	0	0	0	0	0	0	0	0	0	107	28.8	34.2	25 to 35	73.8	11	10.3
26/01/2024	11:00	4	5	17	41	26	18	0	1	0	0	0	0	0	0	0	0	0	0	0	0	112	28.4	35.6	25 to 35	59.8	19	17.0
26/01/2024	12:00	1	8	23	66	39	13	2	2	0	0	0	0	0	0	0	0	0	0	0	0	154	28.6	34.2	25 to 35	68.2	17	11.0
26/01/2024	13:00	3	9	14	55	43	15	1	1	1	0	0	0	0	0	0	0	0	0	0	0	142	28.9	34.7	25 to 35	69.0	18	12.7
26/01/2024	14:00	6	7	27	72	55	18	4	0	0	0	0	0	0	0	0	0	0	0	0	0	189	28.6	34.5	25 to 35	67.2	22	11.6
26/01/2024	15:00	6	8	49	103	62	16	5	1	0	0	0	0	0	0	0	0	0	0	0	0	250	28	33.7	25 to 35	66.0	22	8.8
26/01/2024	16:00	2	15	57	108	80	22	4	3	1	0	0	0	0	0	0	0	0	0	0	0	292	28.4	34.1	25 to 35	64.4	30	10.3
26/01/2024	17:00	2	10	60	111	67	19	4	1	0	0	0	0	0	0	0	0	0	0	0	0	274	28.1	33.7	25 to 35	65.0	24	8.8
26/01/2024	18:00	3	11	48	115	54	14	4	1	0	0	0	0	0	0	0	0	0	0	0	0	250	27.8	33.2	25 to 35	67.6	19	7.6
26/01/2024	19:00	0	4	21	80	40	10	3	0	0	0	0	0	0	0	0	0	0	0	0	0	158	28.7	33.6	25 to 35	75.9	13	8.2
26/01/2024	20:00	0	7	26	57	31	16	2	0	0	0	0	0	0	0	0	0	0	0	0	0	139	28.4	34.5	25 to 35	63.3	18	12.9
26/01/2024	21:00	2	7	11	32	27	13	1	0	0	0	0	0	0	0	0	0	0	0	0	0	93	28.6	35	25 to 35	63.4	14	15.1
26/01/2024	22:00	1	2	5	33	27	9	2	0	0	0	0	0	0	0	0	0	0	0	0	0	79	29.8	34.8	25 to 35	75.9	11	13.9
26/01/2024	23:00	0	1	6	24	14	5	2	0	0	0	0	0	0	0	0	0	0	0	0	0	52	29.4	34.6	25 to 35	73.1	7	13.5
24 Hr Summary		50	117	445	1093	706	237	41	12	3	0	0	0	0	0	0	0	0	0	0	2704	28.4	34.2	25 to 35	66.5	293	10.8	

Incoming Histogram

Singleton Hill Jan/Feb 2024

from Mon-Jan-22-2024-09-00-AM to Mon-Feb-19-2024-11-59-AM

Date	Starting Hr:min	<15	15 to <20	20 to <25	25 to <30	30 to <35	35 to <40	40 to <45	45 to <50	50 to <55	55 to <60	60 to <65	65 to <70	70 to <75	75 to <80	80 to <85	85 to <90	90 to <95	95 to <100	100 to >105	Total Counts	Avg Speed (MPH)	85pct Speed	10MPH Pace	% in pace	# of Speeders	% Speeders	
27/01/2024	00:00	0	1	2	9	6	4	1	0	0	0	0	0	0	0	0	0	0	0	0	0	23	30	37.5	25 to 35	65.2	5	21.7
27/01/2024	01:00	0	0	2	9	2	3	0	0	0	0	0	0	0	0	0	0	0	0	0	0	16	29.3	36.7	20 to 30	68.8	3	18.8
27/01/2024	02:00	0	0	1	2	3	0	0	1	0	0	0	0	0	0	0	0	0	0	0	0	7	31.3	35	25 to 35	71.4	1	14.3
27/01/2024	03:00	0	0	0	3	2	2	0	0	0	0	0	0	0	0	0	0	0	0	0	0	7	31.3	37.5	25 to 35	71.4	2	28.6
27/01/2024	04:00	0	0	2	0	1	0	0	0	0	0	0	0	0	0	0	0	0	0	0	0	3	25.7	35	15 to 25	66.7	*	*
27/01/2024	05:00	1	0	3	2	2	0	0	0	0	0	0	0	0	0	0	0	0	0	0	0	8	23.9	32.5	20 to 30	62.5	*	*
27/01/2024	06:00	0	0	0	8	4	1	2	0	0	0	0	0	0	0	0	0	0	0	0	0	15	31.1	40	25 to 35	80.0	3	20.0
27/01/2024	07:00	0	3	2	6	7	1	1	0	0	0	0	0	0	0	0	0	0	0	0	0	20	28.2	34.3	25 to 35	65.0	2	10.0
27/01/2024	08:00	4	4	7	15	16	3	5	2	0	0	0	0	0	0	0	0	0	0	0	0	56	28.5	38.3	25 to 35	55.4	10	17.9
27/01/2024	09:00	1	4	13	42	42	10	1	0	0	0	0	0	0	0	0	0	0	0	0	0	113	29.1	34.3	25 to 35	74.3	11	9.7
27/01/2024	10:00	3	2	26	51	31	20	3	0	1	0	0	0	0	0	0	0	0	0	0	0	137	28.9	35.8	25 to 35	59.9	24	17.5
27/01/2024	11:00	2	5	18	57	56	19	5	3	0	0	0	0	0	0	0	0	0	0	0	0	165	30	35.5	25 to 35	68.5	27	16.4
27/01/2024	12:00	3	6	18	77	64	11	2	0	0	0	0	0	0	0	0	0	0	0	0	0	181	28.8	33.9	25 to 35	77.9	13	7.2
27/01/2024	13:00	3	11	18	51	42	15	6	0	0	0	0	0	0	0	0	0	0	0	0	0	146	28.8	34.9	25 to 35	63.7	21	14.4
27/01/2024	14:00	5	4	25	80	46	16	5	0	0	0	0	0	0	0	0	0	0	0	0	0	181	28.6	34.3	25 to 35	69.6	21	11.6
27/01/2024	15:00	3	4	28	63	42	22	2	1	0	0	1	0	0	0	0	0	0	0	0	0	166	29.1	35.2	25 to 35	63.3	26	15.7
27/01/2024	16:00	4	5	37	86	64	20	3	0	0	0	0	0	0	0	0	0	0	0	0	0	219	28.6	34.2	25 to 35	68.5	23	10.5
27/01/2024	17:00	3	9	36	77	66	10	4	0	0	0	0	0	0	0	0	0	0	0	0	0	205	28.3	33.7	25 to 35	69.8	14	6.8
27/01/2024	18:00	0	8	31	74	46	7	3	0	0	0	0	0	0	0	0	0	0	0	0	0	169	28.1	33.4	25 to 35	71.0	10	5.9
27/01/2024	19:00	0	1	22	56	23	12	1	0	0	0	0	0	0	0	0	0	0	0	0	0	115	28.5	34.1	25 to 35	68.7	13	11.3
27/01/2024	20:00	0	6	18	30	32	9	5	1	0	0	0	0	0	0	0	0	0	0	0	0	101	29.3	35	25 to 35	61.4	15	14.9
27/01/2024	21:00	0	1	9	20	22	10	2	3	0	0	0	0	0	0	0	0	0	0	0	0	67	31	37.5	25 to 35	62.7	15	22.4
27/01/2024	22:00	0	2	8	16	21	4	2	0	0	0	1	0	0	0	0	0	0	0	0	0	54	30	34.8	25 to 35	68.5	7	13.0
27/01/2024	23:00	0	0	3	19	10	3	1	0	0	0	0	0	0	0	0	0	0	0	0	0	36	29.4	34.5	25 to 35	80.6	4	11.1
24 Hr Summary		32	76	329	853	650	202	54	11	1	0	2	0	0	0	0	0	0	0	0	0	2210	28.9	34.5	25 to 35	68.0	270	12.2

Incoming Histogram

Singleton Hill Jan/Feb 2024

from Mon-Jan-22-2024-09-00-AM to Mon-Feb-19-2024-11-59-AM

Date	Starting Hr:min	<15	15 to <20	20 to <25	25 to <30	30 to <35	35 to <40	40 to <45	45 to <50	50 to <55	55 to <60	60 to <65	65 to <70	70 to <75	75 to <80	80 to <85	85 to <90	90 to <95	95 to <100	100 to >105	Total Counts	Avg Speed (MPH)	85pct Speed	10MPH Pace	% in pace	# of Speeders	% Speeders
28/01/2024	00:00	0	1	5	10	8	1	1	0	0	0	0	0	0	0	0	0	0	0	0	26	28.3	33.8	25 to 35	69.2	2	7.7
28/01/2024	01:00	0	0	2	1	4	3	0	0	0	0	0	0	0	0	0	0	0	0	0	10	31	36.7	30 to 40	70.0	3	30.0
28/01/2024	02:00	0	0	0	2	3	1	1	0	0	0	0	0	0	0	0	0	0	0	0	7	32.7	40	25 to 35	71.4	2	28.6
28/01/2024	03:00	0	1	1	2	6	0	2	0	0	0	0	0	0	0	0	0	0	0	0	12	30.8	35	25 to 35	66.7	2	16.7
28/01/2024	04:00	0	0	0	2	1	0	0	1	0	0	0	0	0	0	0	0	0	0	0	4	33.3	35	25 to 35	75.0	1	25.0
28/01/2024	05:00	0	0	1	1	3	1	0	0	0	0	0	0	0	0	0	0	0	0	0	6	30.5	35	25 to 35	66.7	1	16.7
28/01/2024	06:00	0	0	0	0	2	4	0	1	0	0	0	0	0	0	0	0	0	0	0	7	37	40	30 to 40	85.7	5	71.4
28/01/2024	07:00	0	2	6	5	7	1	0	0	0	0	0	0	0	0	0	0	0	0	0	21	27	33.6	25 to 35	57.1	1	4.8
28/01/2024	08:00	1	2	6	12	12	1	3	1	0	0	0	0	0	0	0	0	0	0	0	38	29	34.6	25 to 35	63.2	5	13.2
28/01/2024	09:00	2	2	7	15	25	7	2	0	0	0	0	0	0	0	0	0	0	0	0	60	29.5	35	25 to 35	66.7	9	15.0
28/01/2024	10:00	1	1	10	27	42	15	1	0	0	0	0	0	0	0	0	0	0	0	0	97	30.4	35.3	25 to 35	71.1	16	16.5
28/01/2024	11:00	3	6	15	42	52	17	4	0	0	0	0	0	0	0	0	0	0	0	0	139	29.5	35	25 to 35	67.6	21	15.1
28/01/2024	12:00	0	3	12	68	61	16	3	2	0	0	0	0	0	0	0	0	0	0	0	165	30.2	34.7	25 to 35	78.2	21	12.7
28/01/2024	13:00	2	0	18	50	54	23	2	0	0	0	0	0	0	0	0	0	0	0	0	149	30.1	35.7	25 to 35	69.8	25	16.8
28/01/2024	14:00	3	0	11	48	54	17	3	2	0	0	0	0	0	0	0	0	0	0	0	138	30.4	35.3	25 to 35	73.9	22	15.9
28/01/2024	15:00	2	8	25	60	59	8	6	2	0	0	0	0	0	0	0	0	0	0	0	170	29	34.2	25 to 35	70.0	16	9.4
28/01/2024	16:00	1	3	28	58	49	16	1	1	0	0	0	0	0	0	0	0	0	0	0	157	29	34.4	25 to 35	68.2	18	11.5
28/01/2024	17:00	2	5	23	63	37	13	2	1	0	0	0	0	0	0	0	0	0	0	0	146	28.5	34.2	25 to 35	68.5	16	11.0
28/01/2024	18:00	0	7	24	53	28	9	3	0	0	1	0	0	0	0	0	0	0	0	0	125	28.3	33.9	25 to 35	64.8	13	10.4
28/01/2024	19:00	0	0	11	43	25	16	1	1	0	0	0	0	0	0	0	0	0	0	0	97	30.1	35.9	25 to 35	70.1	18	18.6
28/01/2024	20:00	0	4	21	25	30	4	1	1	0	0	0	0	0	0	0	0	0	0	0	86	28.3	33.8	25 to 35	64.0	6	7.0
28/01/2024	21:00	1	0	7	20	11	10	0	0	0	0	0	0	0	0	0	0	0	0	0	49	29.4	36.5	25 to 35	63.3	10	20.4
28/01/2024	22:00	0	0	5	10	11	9	1	0	0	0	0	0	0	0	0	0	0	0	0	36	30.9	37.8	25 to 35	58.3	10	27.8
28/01/2024	23:00	0	0	5	5	7	2	3	0	0	0	0	0	0	0	0	0	0	0	0	22	30.6	40	25 to 35	54.5	5	22.7
24 Hr Summary		18	45	243	622	591	194	40	13	0	1	0	0	0	0	0	0	0	0	0	1767	29.5	34.9	25 to 35	68.6	248	14.0

Incoming Histogram

Singleton Hill Jan/Feb 2024

from Mon-Jan-22-2024-09-00-AM to Mon-Feb-19-2024-11-59-AM

Date	Starting Hr:min	<15	15 to <20	20 to <25	25 to <30	30 to <35	35 to <40	40 to <45	45 to <50	50 to <55	55 to <60	60 to <65	65 to <70	70 to <75	75 to <80	80 to <85	85 to <90	90 to <95	95 to <100	100 to >105	Total Counts	Avg Speed (MPH)	85pet Speed	10MPH Pace	% in pace	# of Speeders	% Speeders	
29/01/2024	00:00	0	0	0	2	4	1	1	1	0	0	0	0	0	0	0	0	0	0	0	0	9	34.2	45	25 to 35	66.7	3	33.3
29/01/2024	01:00	0	0	0	0	1	0	0	0	0	0	0	0	0	0	0	0	0	0	0	0	1	32	35	25 to 35	100.0	*	*
29/01/2024	02:00	0	0	1	0	3	1	0	0	0	0	0	0	0	0	0	0	0	0	0	0	5	31.2	35	30 to 40	80.0	1	20.0
29/01/2024	03:00	0	0	0	1	0	1	0	0	0	0	0	0	0	0	0	0	0	0	0	0	2	32	40	20 to 30	50.0	1	50.0
29/01/2024	04:00	0	0	2	1	1	2	0	0	0	0	0	0	0	0	0	0	0	0	0	0	6	29.5	37.5	20 to 30	50.0	2	33.3
29/01/2024	05:00	0	0	3	2	2	3	1	0	0	0	0	0	0	0	0	0	0	0	0	0	11	30.7	38.3	20 to 30	45.5	4	36.4
29/01/2024	06:00	3	1	2	10	5	1	0	0	0	0	0	0	0	0	0	0	0	0	0	0	22	25.1	33	25 to 35	68.2	1	4.5
29/01/2024	07:00	2	5	9	23	22	9	2	0	0	0	0	0	0	0	0	0	0	0	0	0	72	28.7	35	25 to 35	62.5	11	15.3
29/01/2024	08:00	5	2	34	64	40	10	3	0	0	0	0	0	0	0	0	0	0	0	0	0	158	27.8	33.6	25 to 35	65.8	13	8.2
29/01/2024	09:00	0	6	23	30	25	12	0	0	0	0	0	0	0	0	0	0	0	0	0	0	96	28.1	34.6	25 to 35	57.3	12	12.5
29/01/2024	10:00	2	7	20	42	29	9	0	0	0	0	0	0	0	0	0	0	0	0	0	0	109	27.7	33.8	25 to 35	65.1	9	8.3
29/01/2024	11:00	3	4	17	54	40	15	1	0	0	0	0	0	0	0	0	0	0	0	0	0	134	28.8	34.5	25 to 35	70.1	16	11.9
29/01/2024	12:00	9	13	23	50	34	9	0	0	0	0	0	0	0	0	0	0	0	0	0	0	138	26.2	33.2	25 to 35	60.9	9	6.5
29/01/2024	13:00	3	6	14	61	46	9	1	0	0	0	0	0	0	0	0	0	0	0	0	0	140	28.5	33.8	25 to 35	76.4	10	7.1
29/01/2024	14:00	6	2	27	65	39	9	0	2	1	0	0	0	0	0	0	0	0	0	0	0	151	28	33.6	25 to 35	68.9	12	7.9
29/01/2024	15:00	5	9	37	110	67	24	1	1	0	0	0	0	0	0	0	0	0	0	0	0	254	28.4	34.1	25 to 35	69.7	26	10.2
29/01/2024	16:00	7	11	46	121	60	8	0	0	0	0	0	0	0	0	0	0	0	0	0	0	253	27.1	32.5	25 to 35	71.5	8	3.2
29/01/2024	17:00	1	7	72	151	63	10	3	1	0	0	0	0	0	0	0	0	0	0	0	0	308	27.6	32.5	20 to 30	72.4	14	4.5
29/01/2024	18:00	7	6	28	106	46	16	2	0	0	0	0	0	0	0	0	0	0	0	0	0	211	27.9	33.5	25 to 35	72.0	18	8.5
29/01/2024	19:00	1	5	29	63	36	8	3	1	0	0	0	0	0	0	0	0	0	0	0	0	146	28.2	33.6	25 to 35	67.8	12	8.2
29/01/2024	20:00	1	1	24	55	26	5	2	0	1	0	0	0	0	0	0	0	0	0	0	0	115	28.2	33.3	25 to 35	70.4	8	7.0
29/01/2024	21:00	0	3	12	35	22	3	2	1	0	0	0	0	0	0	0	0	0	0	0	0	78	28.7	33.6	25 to 35	73.1	6	7.7
29/01/2024	22:00	0	0	7	21	16	3	0	0	0	0	0	0	0	0	0	0	0	0	0	0	47	28.9	33.8	25 to 35	78.7	3	6.4
29/01/2024	23:00	0	0	8	5	6	4	2	0	0	0	0	0	0	0	0	0	0	0	0	0	25	29.6	37.5	20 to 30	52.0	6	24.0
24 Hr Summary		55	88	438	1072	633	172	24	7	2	0	0	0	0	0	0	0	0	0	0	2491	28	33.7	25 to 35	68.4	205	8.2	

Incoming Histogram

Singleton Hill Jan/Feb 2024

from Mon-Jan-22-2024-09-00-AM to Mon-Feb-19-2024-11-59-AM

Date	Starting Hr:min	<15	15 to <20	20 to <25	25 to <30	30 to <35	35 to <40	40 to <45	45 to <50	50 to <55	55 to <60	60 to <65	65 to <70	70 to <75	75 to <80	80 to <85	85 to <90	90 to <95	95 to <100	100 to >105	Total Counts	Avg Speed (MPH)	85pet Speed	10MPH Pace	% in pace	# of Speeders	% Speeders	
30/01/2024	00:00	0	0	2	3	2	2	2	0	0	0	0	0	0	0	0	0	0	0	0	0	11	31.6	40	20 to 30	45.5	4	36.4
30/01/2024	01:00	0	0	2	3	1	0	0	0	0	0	1	0	0	0	0	0	0	0	0	0	7	31.3	35	20 to 30	71.4	1	14.3
30/01/2024	02:00	0	0	0	0	1	0	0	0	0	0	0	0	0	0	0	0	0	0	0	0	1	32	35	25 to 35	100.0	*	*
30/01/2024	03:00	0	0	0	1	1	0	1	0	0	0	0	0	0	0	0	0	0	0	0	0	3	33.7	45	25 to 35	66.7	1	33.3
30/01/2024	04:00	0	0	0	2	1	0	0	0	0	0	0	0	0	0	0	0	0	0	0	0	3	28.7	35	25 to 35	100.0	*	*
30/01/2024	05:00	0	1	1	5	3	4	0	0	0	0	0	0	0	0	0	0	0	0	0	0	14	29.9	37.5	25 to 35	57.1	4	28.6
30/01/2024	06:00	0	5	4	6	7	2	0	0	0	0	0	0	0	0	0	0	0	0	0	0	24	26.5	33.6	25 to 35	54.2	2	8.3
30/01/2024	07:00	6	4	14	36	20	8	1	0	0	0	0	0	0	0	0	0	0	0	0	0	89	27.2	34	25 to 35	62.9	9	10.1
30/01/2024	08:00	4	7	24	72	34	7	1	0	0	0	0	0	0	0	0	0	0	0	0	0	149	27.4	32.9	25 to 35	71.1	8	5.4
30/01/2024	09:00	5	3	21	48	25	12	0	0	0	0	0	0	0	0	0	0	0	0	0	0	114	27.5	34	25 to 35	64.0	12	10.5
30/01/2024	10:00	4	6	23	37	24	5	2	0	0	0	0	0	0	0	0	0	0	0	0	0	101	27	33.3	25 to 35	60.4	7	6.9
30/01/2024	11:00	1	7	12	44	27	11	0	1	0	0	0	0	0	0	0	0	0	0	0	0	103	28.5	34.4	25 to 35	68.9	12	11.7
30/01/2024	12:00	3	5	21	55	33	9	1	0	0	0	0	0	0	0	0	0	0	0	0	0	127	27.8	33.6	25 to 35	69.3	10	7.9
30/01/2024	13:00	2	8	26	59	30	12	0	0	0	0	0	0	0	0	0	0	0	0	0	0	137	27.5	33.5	25 to 35	65.0	12	8.8
30/01/2024	14:00	5	4	23	71	33	11	2	1	0	0	0	0	0	0	0	0	0	0	0	0	150	27.9	33.8	25 to 35	69.3	14	9.3
30/01/2024	15:00	2	10	44	99	58	19	2	0	0	0	0	0	0	0	0	0	0	0	0	0	234	28.1	33.8	25 to 35	67.1	21	9.0
30/01/2024	16:00	8	9	44	117	66	15	3	0	0	0	0	0	0	0	0	0	0	0	0	0	262	27.7	33.4	25 to 35	69.8	18	6.9
30/01/2024	17:00	4	15	75	144	70	9	2	1	1	0	0	0	0	0	0	0	0	0	0	0	321	27.2	32.5	20 to 30	68.2	13	4.0
30/01/2024	18:00	2	9	37	102	46	21	0	0	0	0	0	0	0	0	0	0	0	0	0	0	217	28	33.7	25 to 35	68.2	21	9.7
30/01/2024	19:00	0	2	26	81	40	13	2	0	1	0	1	0	0	0	0	0	0	0	0	0	166	29	34	25 to 35	72.9	17	10.2
30/01/2024	20:00	3	5	24	33	26	11	3	0	1	0	0	0	0	0	0	0	0	0	0	0	106	28.2	34.8	25 to 35	55.7	15	14.2
30/01/2024	21:00	0	2	6	21	18	11	0	0	0	0	0	0	0	0	0	0	0	0	0	0	58	29.9	35.9	25 to 35	67.2	11	19.0
30/01/2024	22:00	0	0	8	19	18	2	2	1	0	0	0	0	0	0	0	0	0	0	0	0	50	29.7	34.2	25 to 35	74.0	5	10.0
30/01/2024	23:00	0	1	0	8	10	1	0	0	0	0	0	0	0	0	0	0	0	0	0	0	20	29.8	34	25 to 35	90.0	1	5.0
24 Hr Summary		49	103	437	1066	594	185	24	4	3	0	2	0	0	0	0	0	0	0	0	0	2467	27.9	33.7	25 to 35	67.3	218	8.8

Incoming Histogram

Singleton Hill Jan/Feb 2024

from Mon-Jan-22-2024-09-00-AM to Mon-Feb-19-2024-11-59-AM

Date	Starting Hr:min	<15	15 to <20	20 to <25	25 to <30	30 to <35	35 to <40	40 to <45	45 to <50	50 to <55	55 to <60	60 to <65	65 to <70	70 to <75	75 to <80	80 to <85	85 to <90	90 to <95	95 to <100	100 to >105	Total Counts	Avg Speed (MPH)	85pct Speed	10MPH Pace	% in pace	# of Speeders	% Speeders	
31/01/2024	00:00	0	0	1	4	1	2	0	0	0	0	0	0	0	0	0	0	0	0	0	0	8	29.6	37.5	20 to 30	62.5	2	25.0
31/01/2024	01:00	0	0	0	1	1	0	3	1	0	0	0	0	0	0	0	0	0	0	0	0	6	38.8	45	40 to 50	66.7	4	66.7
31/01/2024	02:00	0	0	0	1	2	0	2	1	0	0	0	0	0	0	0	0	0	0	0	0	6	37.2	45	25 to 35	50.0	3	50.0
31/01/2024	03:00	0	0	1	1	0	0	0	0	0	0	0	0	0	0	0	0	0	0	0	0	2	24.5	30	20 to 30	100.0	*	*
31/01/2024	04:00	0	1	1	1	1	0	0	0	0	0	0	0	0	0	0	0	0	0	0	0	4	24.5	30	15 to 25	50.0	*	*
31/01/2024	05:00	0	0	4	3	1	4	0	0	0	0	0	0	0	0	0	0	0	0	0	0	12	29.3	37.5	20 to 30	58.3	4	33.3
31/01/2024	06:00	1	5	3	10	6	6	0	0	0	0	0	0	0	0	0	0	0	0	0	0	31	27.5	35.8	25 to 35	51.6	6	19.4
31/01/2024	07:00	3	4	17	29	23	9	1	0	1	0	0	0	0	0	0	0	0	0	0	0	87	28	34.6	25 to 35	59.8	11	12.6
31/01/2024	08:00	5	10	27	63	33	8	1	0	0	0	0	0	0	0	0	0	0	0	0	0	147	27.1	33	25 to 35	65.3	9	6.1
31/01/2024	09:00	4	3	21	40	26	12	0	0	0	0	0	0	0	0	0	0	0	0	0	0	106	27.8	34.2	25 to 35	62.3	12	11.3
31/01/2024	10:00	3	6	25	41	23	3	0	0	0	0	0	0	0	0	0	0	0	0	0	0	101	26.4	32.4	20 to 30	65.3	3	3.0
31/01/2024	11:00	1	11	19	34	23	8	6	0	0	0	0	0	0	0	0	0	0	0	0	0	102	27.9	34.8	25 to 35	55.9	14	13.7
31/01/2024	12:00	3	6	26	55	41	13	5	0	0	0	0	0	0	0	0	0	0	0	0	0	149	28.5	34.5	25 to 35	64.4	18	12.1
31/01/2024	13:00	2	5	16	48	33	9	4	1	0	0	0	0	0	0	0	0	0	0	0	0	118	28.8	34.4	25 to 35	68.6	14	11.9
31/01/2024	14:00	7	10	18	56	46	17	1	0	0	0	0	0	0	0	0	0	0	0	0	0	155	28.1	34.5	25 to 35	65.8	18	11.6
31/01/2024	15:00	9	11	38	110	61	7	2	0	0	0	0	0	0	0	0	0	0	0	0	0	238	27.2	32.8	25 to 35	71.8	9	3.8
31/01/2024	16:00	2	8	45	101	73	23	4	1	0	0	0	0	0	0	0	0	0	0	0	0	257	28.7	34.2	25 to 35	67.7	28	10.9
31/01/2024	17:00	1	5	66	116	76	12	4	0	0	0	0	0	0	0	0	0	0	0	0	0	280	28	33.3	25 to 35	68.6	16	5.7
31/01/2024	18:00	1	5	39	101	58	11	1	1	0	0	0	0	0	0	0	0	0	0	0	0	217	28.2	33.3	25 to 35	73.3	13	6.0
31/01/2024	19:00	3	7	24	83	45	13	3	0	1	0	0	0	0	0	0	0	0	0	0	0	179	28.5	33.9	25 to 35	71.5	17	9.5
31/01/2024	20:00	0	2	21	54	30	8	0	0	0	0	0	0	0	0	0	0	0	0	0	0	115	28.3	33.5	25 to 35	73.0	8	7.0
31/01/2024	21:00	1	1	10	26	26	7	2	0	0	0	0	0	0	0	0	0	0	0	0	0	73	29.4	34.6	25 to 35	71.2	9	12.3
31/01/2024	22:00	0	2	5	15	11	6	0	1	0	0	0	0	0	0	0	0	0	0	0	0	40	29.6	35.8	25 to 35	65.0	7	17.5
31/01/2024	23:00	0	3	2	10	6	8	0	0	0	0	0	0	0	0	0	0	0	0	0	0	29	29.7	37.5	25 to 35	55.2	8	27.6
24 Hr Summary		46	105	429	1003	646	186	39	6	2	0	0	0	0	0	0	0	0	0	0	0	2462	28.2	33.9	25 to 35	67.0	233	9.5

Incoming Histogram

Singleton Hill Jan/Feb 2024

from Mon-Jan-22-2024-09-00-AM to Mon-Feb-19-2024-11-59-AM

Date	Starting Hr:min	<15	15 to <20	20 to <25	25 to <30	30 to <35	35 to <40	40 to <45	45 to <50	50 to <55	55 to <60	60 to <65	65 to <70	70 to <75	75 to <80	80 to <85	85 to <90	90 to <95	95 to <100	100 to >105	Total Counts	Avg Speed (MPH)	85pet Speed	10MPH Pace	% in pace	# of Speeders	% Speeders	
01/02/2024	00:00	0	0	1	4	1	2	1	0	0	0	0	0	0	0	0	0	0	0	0	0	9	30.9	40	20 to 30	55.6	3	33.3
01/02/2024	01:00	0	0	1	2	0	0	0	0	0	0	0	0	0	0	0	0	0	0	0	0	3	25.3	30	20 to 30	100.0	*	*
01/02/2024	02:00	0	0	1	2	0	1	0	0	0	0	0	0	0	0	0	0	0	0	0	0	4	28.5	30	20 to 30	75.0	1	25.0
01/02/2024	03:00	0	0	1	0	2	2	1	0	0	0	0	0	0	0	0	0	0	0	0	0	6	33.7	40	30 to 40	66.7	3	50.0
01/02/2024	04:00	0	0	2	0	0	0	0	0	0	0	0	0	0	0	0	0	0	0	0	0	2	22	25	15 to 25	100.0	*	*
01/02/2024	05:00	1	1	2	4	4	0	2	0	0	0	0	0	0	0	0	0	0	0	0	0	14	28.1	35	25 to 35	57.1	2	14.3
01/02/2024	06:00	1	3	9	10	10	7	0	2	0	0	0	0	0	0	0	0	0	0	0	0	42	28.7	37.1	25 to 35	47.6	9	21.4
01/02/2024	07:00	5	6	7	26	21	10	3	0	0	0	0	0	0	0	0	0	0	0	0	0	78	28.3	35.5	25 to 35	60.3	13	16.7
01/02/2024	08:00	1	5	31	85	42	18	1	0	0	0	0	0	0	0	0	0	0	0	0	0	183	28.4	34	25 to 35	69.4	19	10.4
01/02/2024	09:00	0	8	19	25	25	10	1	0	0	0	0	0	0	0	0	0	0	0	0	0	88	28.1	34.6	25 to 35	56.8	11	12.5
01/02/2024	10:00	4	2	19	42	25	9	1	0	1	0	0	0	0	0	0	0	0	0	0	0	103	28	34.2	25 to 35	65.0	11	10.7
01/02/2024	11:00	6	8	19	46	31	11	1	0	0	0	0	0	0	0	0	0	0	0	0	0	122	27.4	34	25 to 35	63.1	12	9.8
01/02/2024	12:00	8	3	21	50	27	15	1	0	0	0	0	0	0	0	0	0	0	0	0	0	125	27.7	34.4	25 to 35	61.6	16	12.8
01/02/2024	13:00	3	8	14	43	44	9	5	0	0	0	0	0	0	0	0	0	0	0	0	0	126	28.8	34.4	25 to 35	69.0	14	11.1
01/02/2024	14:00	7	10	19	47	45	13	3	1	0	0	0	0	0	0	0	0	0	0	0	0	145	28.1	34.4	25 to 35	63.4	17	11.7
01/02/2024	15:00	3	5	60	116	74	11	2	0	1	0	0	0	0	0	0	0	0	0	0	0	272	27.9	33.2	25 to 35	69.9	14	5.1
01/02/2024	16:00	4	9	39	103	67	28	4	0	0	0	0	0	0	0	0	0	0	0	0	0	254	28.6	34.6	25 to 35	66.9	32	12.6
01/02/2024	17:00	4	7	59	129	74	13	3	1	0	0	0	0	0	0	0	0	0	0	0	0	290	27.9	33.2	25 to 35	70.0	17	5.9
01/02/2024	18:00	5	7	44	101	54	7	3	0	0	0	0	0	0	0	0	0	0	0	0	0	221	27.4	32.9	25 to 35	70.1	10	4.5
01/02/2024	19:00	0	4	37	75	42	10	8	1	1	1	0	0	0	0	0	0	0	0	0	0	179	29	34.3	25 to 35	65.4	21	11.7
01/02/2024	20:00	1	1	16	64	36	17	0	0	0	0	0	0	0	0	0	0	0	0	0	0	135	29.2	34.6	25 to 35	74.1	17	12.6
01/02/2024	21:00	1	1	16	39	31	8	2	1	0	0	0	0	0	0	0	0	0	0	0	0	99	29.2	34.4	25 to 35	70.7	11	11.1
01/02/2024	22:00	0	1	9	21	19	7	2	1	0	0	0	0	0	0	0	0	0	0	0	0	60	30	35.7	25 to 35	66.7	10	16.7
01/02/2024	23:00	0	0	6	8	12	2	1	0	0	0	0	0	0	0	0	0	0	0	0	0	29	29.4	34.6	25 to 35	69.0	3	10.3
24 Hr Summary		54	89	452	1042	686	210	45	7	3	1	0	0	0	0	0	0	0	0	0	2589	28.3	34.1	25 to 35	66.7	266	10.3	

Incoming Histogram

Singleton Hill Jan/Feb 2024

from Mon-Jan-22-2024-09-00-AM to Mon-Feb-19-2024-11-59-AM

Date	Starting Hr:min	<15	15 to <20	20 to <25	25 to <30	30 to <35	35 to <40	40 to <45	45 to <50	50 to <55	55 to <60	60 to <65	65 to <70	70 to <75	75 to <80	80 to <85	85 to <90	90 to <95	95 to <100	100 to >105	Total Counts	Avg Speed (MPH)	85pet Speed	10MPH Pace	% in pace	# of Speeders	% Speeders	
02/02/2024	00:00	0	0	1	4	4	1	0	0	0	0	0	0	0	0	0	0	0	0	0	0	10	29.5	33.8	25 to 35	80.0	1	10.0
02/02/2024	01:00	0	1	1	1	1	0	2	0	0	0	0	0	0	0	0	0	0	0	0	0	6	30.5	42.5	15 to 25	33.3	2	33.3
02/02/2024	02:00	0	0	1	0	4	1	2	0	0	0	0	0	0	0	0	0	0	0	0	0	8	33.9	42.5	30 to 40	62.5	3	37.5
02/02/2024	03:00	1	0	1	2	4	0	0	1	0	0	0	0	0	0	0	0	0	0	0	0	9	28.8	35	25 to 35	66.7	1	11.1
02/02/2024	04:00	0	0	1	0	1	0	0	0	0	0	0	0	0	0	0	0	0	0	0	0	2	27	35	15 to 25	50.0	*	*
02/02/2024	05:00	0	0	2	3	3	0	0	0	0	0	0	0	0	0	0	0	0	0	0	0	8	27.6	33.3	25 to 35	75.0	*	*
02/02/2024	06:00	1	0	6	22	8	2	0	1	0	0	0	0	0	0	0	0	0	0	0	0	40	28	33.1	25 to 35	75.0	3	7.5
02/02/2024	07:00	3	9	9	29	20	7	1	0	0	0	0	0	0	0	0	0	0	0	0	0	78	27.3	34	25 to 35	62.8	8	10.3
02/02/2024	08:00	3	5	16	82	29	9	3	2	0	0	0	0	0	0	0	0	0	0	0	0	149	28.3	33.6	25 to 35	74.5	14	9.4
02/02/2024	09:00	2	4	29	36	24	3	0	0	0	0	0	0	0	0	0	0	0	0	0	0	98	26.6	32.5	20 to 30	66.3	3	3.1
02/02/2024	10:00	7	6	12	39	34	8	1	0	0	0	0	0	0	0	0	0	0	0	0	0	107	27.6	34	25 to 35	68.2	9	8.4
02/02/2024	11:00	2	8	17	43	32	4	1	0	0	0	0	0	0	0	0	0	0	0	0	0	107	27.5	33.3	25 to 35	70.1	5	4.7
02/02/2024	12:00	1	5	18	60	29	15	7	1	0	0	0	0	0	0	0	0	0	0	0	0	136	29.3	36	25 to 35	65.4	23	16.9
02/02/2024	13:00	3	5	19	56	48	15	4	0	0	0	0	0	0	0	0	0	0	0	0	0	150	29	34.7	25 to 35	69.3	19	12.7
02/02/2024	14:00	6	11	33	63	38	12	2	2	0	0	0	0	0	0	0	0	0	0	0	0	167	27.4	33.8	25 to 35	60.5	16	9.6
02/02/2024	15:00	8	10	34	98	59	23	4	1	0	0	0	0	0	0	0	0	0	0	0	0	237	28.2	34.3	25 to 35	66.2	28	11.8
02/02/2024	16:00	8	13	53	99	64	16	5	0	1	0	0	0	0	0	0	0	0	0	0	0	259	27.6	33.7	25 to 35	62.9	22	8.5
02/02/2024	17:00	3	17	83	115	70	15	5	0	0	0	0	0	0	0	0	0	0	0	0	0	308	27.3	33.1	20 to 30	64.3	20	6.5
02/02/2024	18:00	0	3	35	114	59	14	4	1	0	0	0	0	0	0	0	0	0	0	0	0	230	28.8	33.7	25 to 35	75.2	19	8.3
02/02/2024	19:00	1	9	36	86	37	11	3	1	0	0	0	0	0	0	0	0	0	0	0	0	184	27.8	33.2	25 to 35	66.8	15	8.2
02/02/2024	20:00	0	4	22	51	27	14	4	1	0	0	0	0	0	0	0	0	0	0	0	0	123	29.1	35.4	25 to 35	63.4	19	15.4
02/02/2024	21:00	3	3	6	40	31	6	2	0	0	0	0	0	0	0	0	0	0	0	0	0	91	28.8	34	25 to 35	78.0	8	8.8
02/02/2024	22:00	0	3	12	21	18	9	0	1	0	0	0	0	0	0	0	0	0	0	0	0	64	29	35	25 to 35	60.9	10	15.6
02/02/2024	23:00	0	1	1	11	13	3	3	1	0	0	0	0	0	0	0	0	0	0	0	0	33	31.6	38.3	25 to 35	72.7	7	21.2
24 Hr Summary		52	117	448	1075	657	188	53	13	1	0	0	0	0	0	0	0	0	0	0	2604	28.1	34	25 to 35	66.5	255	9.8	

Incoming Histogram

Singleton Hill Jan/Feb 2024

from Mon-Jan-22-2024-09-00-AM to Mon-Feb-19-2024-11-59-AM

Date	Starting Hr:min	<15	15 to <20	20 to <25	25 to <30	30 to <35	35 to <40	40 to <45	45 to <50	50 to <55	55 to <60	60 to <65	65 to <70	70 to <75	75 to <80	80 to <85	85 to <90	90 to <95	95 to <100	100 to >105	Total Counts	Avg Speed (MPH)	85pet Speed	10MPH Pace	% in pace	# of Speeders	% Speeders	
03/02/2024	00:00	0	0	1	7	3	3	0	0	0	0	0	0	0	0	0	0	0	0	0	0	14	30.1	36.7	25 to 35	71.4	3	21.4
03/02/2024	01:00	0	0	2	3	3	2	0	0	0	0	0	0	0	0	0	0	0	0	0	0	10	29.5	35	25 to 35	60.0	2	20.0
03/02/2024	02:00	0	1	2	2	5	1	0	0	0	0	0	0	0	0	0	0	0	0	0	0	11	28.5	34	25 to 35	63.6	1	9.1
03/02/2024	03:00	0	0	0	3	1	0	1	0	0	0	0	0	0	0	0	0	0	0	0	0	5	31	35	25 to 35	80.0	1	20.0
03/02/2024	04:00	0	0	2	1	1	0	0	0	0	0	0	0	0	0	0	0	0	0	0	0	4	25.8	30	20 to 30	75.0	*	*
03/02/2024	05:00	1	2	2	2	0	2	0	0	0	0	0	0	0	0	0	0	0	0	0	0	9	23.7	37.5	15 to 25	44.4	2	22.2
03/02/2024	06:00	0	1	1	3	1	3	1	0	0	0	0	0	0	0	0	0	0	0	0	0	10	30.6	38.3	20 to 30	40.0	4	40.0
03/02/2024	07:00	1	2	4	11	5	3	0	0	0	0	0	0	0	0	0	0	0	0	0	0	26	26.9	34	25 to 35	61.5	3	11.5
03/02/2024	08:00	3	3	7	26	15	5	0	0	0	0	0	0	0	0	0	0	0	0	0	0	59	27.4	33.7	25 to 35	69.5	5	8.5
03/02/2024	09:00	8	5	16	40	20	7	2	0	0	0	0	0	0	0	0	0	0	0	0	0	98	26.6	33.5	25 to 35	61.2	9	9.2
03/02/2024	10:00	3	9	25	59	32	10	1	0	0	1	0	0	0	0	0	0	0	0	0	0	140	27.6	33.6	25 to 35	65.0	12	8.6
03/02/2024	11:00	0	5	24	63	46	16	2	1	0	0	0	0	0	0	0	0	0	0	0	0	157	29.1	34.5	25 to 35	69.4	19	12.1
03/02/2024	12:00	3	3	35	69	47	17	3	1	0	0	0	0	0	0	0	0	0	0	0	0	178	28.7	34.4	25 to 35	65.2	21	11.8
03/02/2024	13:00	6	10	30	56	35	15	2	2	0	0	0	0	0	0	0	0	0	0	0	0	156	27.7	34.4	25 to 35	58.3	19	12.2
03/02/2024	14:00	3	6	28	62	45	17	2	1	0	0	0	0	0	0	0	0	0	0	0	0	164	28.6	34.4	25 to 35	65.2	20	12.2
03/02/2024	15:00	2	6	19	69	64	19	0	1	0	0	0	0	0	0	0	0	0	0	0	0	180	29.3	34.5	25 to 35	73.9	20	11.1
03/02/2024	16:00	1	4	32	80	60	16	3	1	0	0	0	0	0	0	0	0	0	0	0	0	197	29	34.2	25 to 35	71.1	20	10.2
03/02/2024	17:00	0	5	27	81	46	11	1	0	1	0	0	0	0	0	0	0	0	0	0	0	172	28.6	33.6	25 to 35	73.8	13	7.6
03/02/2024	18:00	3	5	39	66	33	9	1	0	0	0	0	0	0	0	0	0	0	0	0	0	156	27.2	33	20 to 30	67.3	10	6.4
03/02/2024	19:00	0	2	19	43	40	13	1	0	0	0	0	0	0	0	0	0	0	0	0	0	118	29.4	34.5	25 to 35	70.3	14	11.9
03/02/2024	20:00	0	4	21	37	28	15	1	0	0	0	0	0	0	0	0	0	0	0	0	0	106	28.8	35	25 to 35	61.3	16	15.1
03/02/2024	21:00	1	0	15	32	24	6	2	0	0	0	0	0	0	0	0	0	0	0	0	0	80	28.8	34.2	25 to 35	70.0	8	10.0
03/02/2024	22:00	0	3	10	24	16	9	2	0	0	0	0	0	0	0	0	0	0	0	0	0	64	29.2	35.6	25 to 35	62.5	11	17.2
03/02/2024	23:00	0	0	3	20	10	5	1	0	0	0	0	0	0	0	0	0	0	0	0	0	39	29.8	35	25 to 35	76.9	6	15.4
24 Hr Summary		35	76	364	859	580	204	26	7	1	1	0	0	0	0	0	0	0	0	0	2153	28.5	34.3	25 to 35	66.8	239	11.1	

Incoming Histogram

Singleton Hill Jan/Feb 2024

from Mon-Jan-22-2024-09-00-AM to Mon-Feb-19-2024-11-59-AM

Date	Starting Hr:min	<15	15 to <20	20 to <25	25 to <30	30 to <35	35 to <40	40 to <45	45 to <50	50 to <55	55 to <60	60 to <65	65 to <70	70 to <75	75 to <80	80 to <85	85 to <90	90 to <95	95 to <100	100 to >105	Total Counts	Avg Speed (MPH)	85pet Speed	10MPH Pace	% in pace	# of Speeders	% Speeders	
04/02/2024	00:00	0	0	4	5	7	5	1	2	0	0	0	0	0	0	0	0	0	0	0	0	24	32.1	39	25 to 35	50.0	8	33.3
04/02/2024	01:00	0	0	4	5	5	2	0	0	0	0	0	0	0	0	0	0	0	0	0	0	16	28.8	35	25 to 35	62.5	2	12.5
04/02/2024	02:00	0	0	2	0	4	1	1	0	0	0	0	0	0	0	0	0	0	0	0	0	8	31.4	40	30 to 40	62.5	2	25.0
04/02/2024	03:00	0	0	1	1	1	0	1	0	0	0	0	0	0	0	0	0	0	0	0	0	4	30.8	35	20 to 30	50.0	1	25.0
04/02/2024	04:00	0	0	2	3	1	1	0	0	0	0	0	0	0	0	0	0	0	0	0	0	7	27.7	35	20 to 30	71.4	1	14.3
04/02/2024	05:00	0	1	0	3	2	0	0	1	0	0	0	0	0	0	0	0	0	0	0	0	7	29.9	35	25 to 35	71.4	1	14.3
04/02/2024	06:00	0	0	2	3	3	0	2	0	0	0	0	0	0	0	0	0	0	0	0	0	10	30.5	35	25 to 35	60.0	2	20.0
04/02/2024	07:00	1	1	4	10	3	1	0	0	0	0	0	0	0	0	0	0	0	0	0	0	20	26	31.7	20 to 30	70.0	1	5.0
04/02/2024	08:00	1	1	2	10	10	4	1	1	1	0	0	0	0	0	0	0	0	0	0	0	31	30.7	37.5	25 to 35	64.5	7	22.6
04/02/2024	09:00	2	2	5	25	14	11	1	0	1	1	0	0	0	0	0	0	0	0	0	0	62	30	37.3	25 to 35	62.9	14	22.6
04/02/2024	10:00	1	2	12	46	32	13	1	0	0	0	0	0	0	0	0	0	0	0	0	0	107	29.3	34.7	25 to 35	72.9	14	13.1
04/02/2024	11:00	2	2	9	53	46	15	3	0	0	0	0	0	0	0	0	0	0	0	0	0	130	29.8	34.8	25 to 35	76.2	18	13.8
04/02/2024	12:00	3	2	20	71	52	20	4	1	0	0	0	0	0	0	0	0	0	0	0	0	173	29.5	34.9	25 to 35	71.1	25	14.5
04/02/2024	13:00	0	0	26	58	50	15	6	0	0	0	0	0	0	0	0	0	0	0	0	0	155	29.7	34.8	25 to 35	69.7	21	13.5
04/02/2024	14:00	2	1	11	70	61	15	3	2	0	0	0	0	0	0	0	0	0	0	0	0	165	30.1	34.6	25 to 35	79.4	20	12.1
04/02/2024	15:00	2	2	23	78	50	19	0	0	0	0	0	0	0	0	0	0	0	0	0	0	174	29	34.3	25 to 35	73.6	19	10.9
04/02/2024	16:00	2	1	23	74	42	11	2	0	0	0	0	0	0	0	0	0	0	0	0	0	155	28.7	33.8	25 to 35	74.8	13	8.4
04/02/2024	17:00	0	3	25	65	43	17	4	0	0	0	0	0	0	0	0	0	0	0	0	0	157	29.3	34.7	25 to 35	68.8	21	13.4
04/02/2024	18:00	4	6	30	60	28	7	2	1	0	0	0	0	0	0	0	0	0	0	0	0	138	27.2	33	20 to 30	65.2	10	7.2
04/02/2024	19:00	0	1	13	36	28	9	2	0	0	0	0	0	0	0	0	0	0	0	0	0	89	29.4	34.6	25 to 35	71.9	11	12.4
04/02/2024	20:00	0	0	15	31	21	4	1	0	1	0	0	0	0	0	0	0	0	0	0	0	73	28.9	33.8	25 to 35	71.2	6	8.2
04/02/2024	21:00	1	2	8	13	9	2	0	1	0	0	0	0	0	0	0	0	0	0	0	0	36	27.4	33.9	25 to 35	61.1	3	8.3
04/02/2024	22:00	1	4	6	9	13	5	0	1	0	0	0	0	0	0	0	0	0	0	0	0	39	28.5	35	25 to 35	56.4	6	15.4
04/02/2024	23:00	0	0	4	6	6	2	1	0	0	0	0	0	0	0	0	0	0	0	0	0	19	29.5	35	25 to 35	63.2	3	15.8
24 Hr Summary		22	31	251	735	531	179	36	10	3	1	0	0	0	0	0	0	0	0	0	0	1799	29.2	34.6	25 to 35	70.4	229	12.7

Incoming Histogram

Singleton Hill Jan/Feb 2024

from Mon-Jan-22-2024-09-00-AM to Mon-Feb-19-2024-11-59-AM

Date	Starting Hr:min	<15	15 to <20	20 to <25	25 to <30	30 to <35	35 to <40	40 to <45	45 to <50	50 to <55	55 to <60	60 to <65	65 to <70	70 to <75	75 to <80	80 to <85	85 to <90	90 to <95	95 to <100	100 to >105	Total Counts	Avg Speed (MPH)	85pet Speed	10MPH Pace	% in pace	# of Speeders	% Speeders	
05/02/2024	00:00	0	0	0	2	4	1	0	0	0	0	0	0	0	0	0	0	0	0	0	0	7	31.3	35	25 to 35	85.7	1	14.3
05/02/2024	01:00	0	0	0	1	1	0	0	0	0	0	0	0	0	0	0	0	0	0	0	0	2	29.5	35	25 to 35	100.0	*	*
05/02/2024	02:00	0	0	0	1	1	0	0	0	0	0	0	0	0	0	0	0	0	0	0	0	2	29.5	35	25 to 35	100.0	*	*
05/02/2024	03:00	0	0	1	0	3	0	0	0	0	0	0	0	0	0	0	0	0	0	0	0	4	29.5	33.3	25 to 35	75.0	*	*
05/02/2024	04:00	0	0	1	0	0	2	0	0	0	0	0	0	0	0	0	0	0	0	0	0	3	32	40	30 to 40	66.7	2	66.7
05/02/2024	05:00	1	0	3	0	1	1	1	0	0	0	0	0	0	0	0	0	0	0	0	0	7	26.3	40	15 to 25	42.9	2	28.6
05/02/2024	06:00	1	2	6	10	13	2	0	0	0	0	0	0	0	0	0	0	0	0	0	0	34	27.6	33.8	25 to 35	67.6	2	5.9
05/02/2024	07:00	3	6	16	28	26	9	0	0	0	0	0	0	0	0	0	0	0	0	0	0	88	27.6	34.2	25 to 35	61.4	9	10.2
05/02/2024	08:00	0	10	33	75	30	5	2	0	0	0	0	0	0	0	0	0	0	0	0	0	155	27.2	32.3	20 to 30	69.7	7	4.5
05/02/2024	09:00	3	11	16	44	21	9	1	1	0	0	0	0	0	0	0	0	0	0	0	0	106	27.3	33.8	25 to 35	61.3	11	10.4
05/02/2024	10:00	7	6	19	47	22	3	0	0	0	0	0	0	0	0	0	0	0	0	0	0	104	26.1	32	25 to 35	66.3	3	2.9
05/02/2024	11:00	3	4	18	45	20	8	2	0	0	0	0	0	0	0	0	0	0	0	0	0	100	27.6	33.8	25 to 35	65.0	10	10.0
05/02/2024	12:00	1	4	30	48	33	9	1	0	0	0	0	0	0	0	0	0	0	0	0	0	126	27.9	33.6	25 to 35	64.3	10	7.9
05/02/2024	13:00	0	7	22	55	30	12	2	0	0	0	0	0	0	0	0	0	0	0	0	0	128	28.3	34.2	25 to 35	66.4	14	10.9
05/02/2024	14:00	7	7	25	58	39	12	4	1	1	0	0	0	0	0	0	0	0	0	0	0	154	28.1	34.4	25 to 35	63.0	18	11.7
05/02/2024	15:00	2	2	41	116	57	12	4	0	0	0	0	0	0	0	0	0	0	0	0	0	234	28.3	33.3	25 to 35	73.9	16	6.8
05/02/2024	16:00	2	9	44	109	78	22	2	0	1	0	0	0	0	0	0	0	0	0	0	0	267	28.6	34	25 to 35	70.0	25	9.4
05/02/2024	17:00	12	23	68	117	59	22	1	0	0	0	0	0	0	0	0	0	0	0	0	0	302	26.7	33.1	20 to 30	61.3	23	7.6
05/02/2024	18:00	3	3	25	75	46	18	5	0	0	0	0	0	0	0	0	0	0	0	0	0	175	29	34.7	25 to 35	69.1	23	13.1
05/02/2024	19:00	2	0	30	71	39	12	1	0	0	0	0	0	0	0	0	0	0	0	0	0	155	28.4	33.7	25 to 35	71.0	13	8.4
05/02/2024	20:00	1	3	23	54	21	4	1	1	0	0	0	0	0	0	0	0	0	0	0	0	108	27.6	32.6	20 to 30	71.3	6	5.6
05/02/2024	21:00	0	1	11	26	26	9	1	0	1	0	0	0	0	0	0	0	0	0	0	0	75	30	35	25 to 35	69.3	11	14.7
05/02/2024	22:00	1	0	5	18	12	5	2	0	0	0	0	0	0	0	0	0	0	0	0	0	43	29.4	36	25 to 35	69.8	7	16.3
05/02/2024	23:00	0	0	3	2	4	5	0	0	0	0	0	0	0	0	0	0	0	0	0	0	14	31.1	38	30 to 40	64.3	5	35.7
24 Hr Summary		49	98	440	1002	586	182	30	3	3	0	0	0	0	0	0	0	0	0	0	2393	27.9	33.8	25 to 35	66.4	218	9.1	

Incoming Histogram

Singleton Hill Jan/Feb 2024

from Mon-Jan-22-2024-09-00-AM to Mon-Feb-19-2024-11-59-AM

Date	Starting Hr:min	<15	15 to <20	20 to <25	25 to <30	30 to <35	35 to <40	40 to <45	45 to <50	50 to <55	55 to <60	60 to <65	65 to <70	70 to <75	75 to <80	80 to <85	85 to <90	90 to <95	95 to <100	100 to >105	Total Counts	Avg Speed (MPH)	85pct Speed	10MPH Pace	% in pace	# of Speeders	% Speeders	
06/02/2024	00:00	0	0	1	2	1	3	0	0	0	0	0	0	0	0	0	0	0	0	0	0	7	31.3	38.3	30 to 40	57.1	3	42.9
06/02/2024	01:00	0	0	1	4	2	1	1	0	0	0	0	0	0	0	0	0	0	0	0	0	9	30.3	40	25 to 35	66.7	2	22.2
06/02/2024	02:00	0	0	0	2	0	0	1	1	0	0	0	0	0	0	0	0	0	0	0	0	4	35.8	45	20 to 30	50.0	2	50.0
06/02/2024	03:00	0	0	1	0	0	2	0	0	0	0	0	0	0	0	0	0	0	0	0	0	3	32	40	30 to 40	66.7	2	66.7
06/02/2024	04:00	0	0	2	1	1	0	1	0	0	0	0	0	0	0	0	0	0	0	0	0	5	29	35	20 to 30	60.0	1	20.0
06/02/2024	05:00	1	0	2	2	2	1	1	0	0	0	0	0	0	0	0	0	0	0	0	0	9	28.1	40	20 to 30	44.4	2	22.2
06/02/2024	06:00	2	1	3	12	9	1	1	0	1	0	0	0	0	0	0	0	0	0	0	0	30	28.4	34.4	25 to 35	70.0	3	10.0
06/02/2024	07:00	1	9	14	32	18	5	1	0	0	0	0	0	0	0	0	0	0	0	0	0	80	27	33.3	25 to 35	62.5	6	7.5
06/02/2024	08:00	1	11	25	74	39	6	1	0	0	0	0	0	0	0	0	0	0	0	0	0	157	27.5	32.8	25 to 35	72.0	7	4.5
06/02/2024	09:00	7	5	21	42	24	7	2	0	0	0	0	0	0	0	0	0	0	0	0	0	108	26.9	33.5	25 to 35	61.1	9	8.3
06/02/2024	10:00	5	11	18	39	26	6	0	0	0	0	0	0	0	0	0	0	0	0	0	0	105	26.4	33.1	25 to 35	61.9	6	5.7
06/02/2024	11:00	2	3	25	42	27	6	2	0	0	0	0	0	0	0	0	0	0	0	0	0	107	27.7	33.5	25 to 35	64.5	8	7.5
06/02/2024	12:00	3	12	22	86	29	10	2	0	1	0	0	0	0	0	0	0	0	0	0	0	165	27.5	32.9	25 to 35	69.7	13	7.9
06/02/2024	13:00	4	6	29	70	33	10	0	0	0	0	0	0	0	0	0	0	0	0	0	0	152	27.3	33	25 to 35	67.8	10	6.6
06/02/2024	14:00	4	8	33	62	44	9	3	2	0	0	0	0	0	0	0	0	0	0	0	0	165	27.9	33.8	25 to 35	64.2	14	8.5
06/02/2024	15:00	4	8	48	110	46	13	0	0	0	0	0	0	0	0	0	0	0	0	0	0	229	27.3	32.7	20 to 30	69.0	13	5.7
06/02/2024	16:00	3	13	71	127	63	12	2	0	0	0	0	0	0	0	0	0	0	0	0	0	291	27.2	32.6	20 to 30	68.0	14	4.8
06/02/2024	17:00	4	16	67	151	47	10	0	1	0	0	0	0	0	0	0	0	0	0	0	0	296	26.7	31.5	20 to 30	73.6	11	3.7
06/02/2024	18:00	6	13	69	117	60	9	1	0	0	0	0	0	0	0	0	0	0	0	0	0	275	26.8	32.4	20 to 30	67.6	10	3.6
06/02/2024	19:00	0	10	44	79	39	8	6	0	0	0	0	0	0	0	0	0	0	0	0	0	186	27.7	33.2	20 to 30	66.1	14	7.5
06/02/2024	20:00	0	6	27	62	28	11	1	0	0	0	0	0	0	0	0	0	0	0	0	0	135	27.9	33.6	25 to 35	66.7	12	8.9
06/02/2024	21:00	2	1	12	40	25	6	3	0	0	0	0	0	0	0	0	0	0	0	0	0	89	28.8	34.2	25 to 35	73.0	9	10.1
06/02/2024	22:00	0	0	5	23	15	5	1	2	0	0	0	0	0	0	0	0	0	0	0	0	51	30.3	35	25 to 35	74.5	8	15.7
06/02/2024	23:00	0	1	2	6	7	3	0	0	0	0	0	0	0	0	0	0	0	0	0	0	19	29.5	35	25 to 35	68.4	3	15.8
24 Hr Summary		49	134	542	1185	585	144	30	6	2	0	0	0	0	0	0	0	0	0	0	0	2677	27.4	33.1	25 to 35	66.1	182	6.8

Incoming Histogram

Singleton Hill Jan/Feb 2024

from Mon-Jan-22-2024-09-00-AM to Mon-Feb-19-2024-11-59-AM

Date	Starting Hr:min	<15	15 to <20	20 to <25	25 to <30	30 to <35	35 to <40	40 to <45	45 to <50	50 to <55	55 to <60	60 to <65	65 to <70	70 to <75	75 to <80	80 to <85	85 to <90	90 to <95	95 to <100	100 to >105	Total Counts	Avg Speed (MPH)	85pet Speed	10MPH Pace	% in pace	# of Speeders	% Speeders	
07/02/2024	00:00	0	0	2	2	3	1	1	0	0	0	0	0	0	0	0	0	0	0	0	0	9	30.3	40	25 to 35	55.6	2	22.2
07/02/2024	01:00	228	2	0	2	0	1	1	0	0	0	0	0	0	0	0	0	0	0	0	0	234	8.8	10.9	5 to 15	97.4	2	0.9
07/02/2024	02:00	19	1	0	0	2	0	0	0	0	0	0	0	0	0	0	0	0	0	0	0	22	10.5	15	5 to 15	86.4	*	*
07/02/2024	03:00	5	0	0	0	0	1	0	0	0	0	0	0	0	0	0	0	0	0	0	0	6	12.3	10	0 to 10	83.3	1	16.7
07/02/2024	04:00	0	0	1	1	1	0	2	0	0	0	0	0	0	0	0	0	0	0	0	0	5	33	42.5	20 to 30	40.0	2	40.0
07/02/2024	05:00	0	1	2	3	3	0	0	0	0	0	0	0	0	0	0	0	0	0	0	0	9	26.4	33.3	25 to 35	66.7	*	*
07/02/2024	06:00	1	5	4	14	10	4	3	0	0	0	0	0	0	0	0	0	0	0	0	0	41	28.4	36.2	25 to 35	58.5	7	17.1
07/02/2024	07:00	5	3	19	34	21	6	1	0	0	0	0	0	0	0	0	0	0	0	0	0	89	27	33.6	25 to 35	61.8	7	7.9
07/02/2024	08:00	9	10	50	49	23	8	0	0	0	0	0	0	0	0	0	0	0	0	0	0	149	25.4	32	20 to 30	66.4	8	5.4
07/02/2024	09:00	4	3	15	43	27	9	0	0	0	0	0	0	0	0	0	0	0	0	0	0	101	27.8	33.9	25 to 35	69.3	9	8.9
07/02/2024	10:00	4	5	25	34	19	5	0	0	0	0	0	0	0	0	0	0	0	0	0	0	92	26.1	32.6	20 to 30	64.1	5	5.4
07/02/2024	11:00	3	6	30	49	32	8	3	0	0	0	0	0	0	0	0	0	0	0	0	0	131	27.5	33.6	25 to 35	61.8	11	8.4
07/02/2024	12:00	6	12	20	57	23	8	2	0	0	0	0	0	0	0	0	0	0	0	0	0	128	26.5	33	25 to 35	62.5	10	7.8
07/02/2024	13:00	3	7	29	52	36	11	1	0	1	0	0	0	0	0	0	0	0	0	0	0	140	27.9	33.9	25 to 35	62.9	13	9.3
07/02/2024	14:00	7	6	28	74	44	12	0	0	0	0	0	0	0	0	0	0	0	0	0	0	171	27.6	33.4	25 to 35	69.0	12	7.0
07/02/2024	15:00	4	18	56	100	74	27	1	1	0	0	0	0	0	0	0	0	0	0	0	0	281	27.9	34.1	25 to 35	61.9	29	10.3
07/02/2024	16:00	5	10	55	116	61	25	3	0	0	0	0	0	0	0	0	0	0	0	0	0	275	28	33.9	25 to 35	64.4	28	10.2
07/02/2024	17:00	6	15	71	163	69	6	2	0	0	0	0	0	0	0	0	0	0	0	0	0	332	26.9	32	20 to 30	70.5	8	2.4
07/02/2024	18:00	0	13	55	101	53	10	2	0	0	0	0	0	0	0	0	0	0	0	0	0	234	27.4	32.8	20 to 30	66.7	12	5.1
07/02/2024	19:00	13	13	45	74	36	7	4	0	1	0	0	0	0	0	0	0	0	0	0	0	193	26	32.6	20 to 30	61.7	12	6.2
07/02/2024	20:00	1	2	29	69	39	6	4	1	0	0	0	0	0	0	0	0	0	0	0	0	151	28.4	33.5	25 to 35	71.5	11	7.3
07/02/2024	21:00	2	1	14	27	17	4	3	0	0	0	0	0	0	0	0	0	0	0	0	0	68	28.1	34.1	25 to 35	64.7	7	10.3
07/02/2024	22:00	0	0	7	19	12	8	2	0	0	0	0	0	0	0	0	0	0	0	0	0	48	30.1	36.9	25 to 35	64.6	10	20.8
07/02/2024	23:00	0	0	3	9	3	1	1	0	0	0	0	0	0	0	0	0	0	0	0	0	17	28.6	33.3	20 to 30	70.6	2	11.8
24 Hr Summary		325	133	560	1092	608	168	36	2	2	0	0	0	0	0	0	0	0	0	0	0	2926	25.7	33.1	25 to 35	58.1	208	7.1

Incoming Histogram

Singleton Hill Jan/Feb 2024

from Mon-Jan-22-2024-09-00-AM to Mon-Feb-19-2024-11-59-AM

Date	Starting Hr:min	<15	15 to <20	20 to <25	25 to <30	30 to <35	35 to <40	40 to <45	45 to <50	50 to <55	55 to <60	60 to <65	65 to <70	70 to <75	75 to <80	80 to <85	85 to <90	90 to <95	95 to <100	100 to >105	Total Counts	Avg Speed (MPH)	85pct Speed	10MPH Pace	% in pace	# of Speeders	% Speeders	
08/02/2024	00:00	0	0	1	8	2	1	0	0	0	0	0	0	0	0	0	0	0	0	0	0	12	28.3	32.5	25 to 35	83.3	1	8.3
08/02/2024	01:00	0	0	1	2	0	0	1	0	0	0	0	0	0	0	0	0	0	0	0	0	4	29.5	30	20 to 30	75.0	1	25.0
08/02/2024	02:00	0	0	0	2	1	0	2	0	0	0	0	0	0	0	0	0	0	0	0	0	5	34	42.5	25 to 35	60.0	2	40.0
08/02/2024	03:00	0	0	0	0	0	0	0	1	0	0	0	0	0	0	0	0	0	0	0	0	1	47	50	40 to 50	100.0	1	100.0
08/02/2024	04:00	1	0	1	1	1	0	1	0	0	0	0	0	0	0	0	0	0	0	0	0	5	27	35	20 to 30	40.0	1	20.0
08/02/2024	05:00	4	0	4	4	1	3	0	0	0	0	0	0	0	0	0	0	0	0	0	0	16	23.4	36.7	20 to 30	50.0	3	18.8
08/02/2024	06:00	9	2	7	14	7	4	0	0	0	0	0	0	0	0	0	0	0	0	0	0	43	23.6	33.6	20 to 30	48.8	4	9.3
08/02/2024	07:00	2	3	17	25	18	4	1	0	0	0	0	0	0	0	0	0	0	0	0	0	70	27.3	33.6	25 to 35	61.4	5	7.1
08/02/2024	08:00	7	5	32	96	41	4	0	0	0	0	0	0	0	0	0	0	0	0	0	0	185	26.9	32.1	25 to 35	74.1	4	2.2
08/02/2024	09:00	5	10	22	47	21	9	1	1	0	0	0	0	0	0	0	0	0	0	0	0	116	26.7	33.6	20 to 30	59.5	11	9.5
08/02/2024	10:00	4	5	26	34	24	13	1	1	0	0	0	0	0	0	0	0	0	0	0	0	108	27.7	34.8	20 to 30	55.6	15	13.9
08/02/2024	11:00	3	4	16	41	28	8	3	1	0	0	0	0	0	0	0	0	0	0	0	0	104	28.5	34.3	25 to 35	66.3	12	11.5
08/02/2024	12:00	2	7	26	54	28	7	0	1	0	0	0	0	0	0	0	0	0	0	0	0	125	27.3	33	25 to 35	65.6	8	6.4
08/02/2024	13:00	1	4	13	65	46	11	1	0	0	0	0	0	0	0	0	0	0	0	0	0	141	29	34	25 to 35	78.7	12	8.5
08/02/2024	14:00	3	10	18	86	45	3	2	0	0	0	0	0	0	0	0	0	0	0	0	0	167	27.7	32.8	25 to 35	78.4	5	3.0
08/02/2024	15:00	4	15	59	131	62	10	2	1	0	0	0	0	0	0	0	0	0	0	0	0	284	27.2	32.6	25 to 35	68.0	13	4.6
08/02/2024	16:00	4	6	48	122	70	13	6	0	0	0	0	0	0	0	0	0	0	0	0	0	269	28.2	33.5	25 to 35	71.4	19	7.1
08/02/2024	17:00	1	8	65	128	72	16	2	1	0	0	0	0	0	0	0	0	0	0	0	0	293	28	33.3	25 to 35	68.3	19	6.5
08/02/2024	18:00	5	3	57	120	53	12	3	0	0	0	0	0	0	0	0	0	0	0	0	0	253	27.6	32.8	20 to 30	70.0	15	5.9
08/02/2024	19:00	2	4	24	79	33	12	2	0	0	0	0	0	0	0	0	0	0	0	0	0	156	28.2	33.6	25 to 35	71.8	14	9.0
08/02/2024	20:00	2	4	33	75	27	5	4	0	0	0	0	0	0	0	0	0	0	0	0	0	150	27.5	32.6	20 to 30	72.0	9	6.0
08/02/2024	21:00	0	1	18	33	21	5	0	1	0	0	0	0	0	0	0	0	0	0	0	0	79	28.3	33.6	25 to 35	68.4	6	7.6
08/02/2024	22:00	0	0	2	21	15	5	0	0	0	0	0	0	0	0	0	0	0	0	0	0	43	30	34.7	25 to 35	83.7	5	11.6
08/02/2024	23:00	0	0	2	9	6	1	0	0	0	0	0	0	0	0	0	0	0	0	0	0	18	28.7	33.3	25 to 35	83.3	1	5.6
24 Hr Summary		59	91	492	1197	622	146	32	8	0	0	0	0	0	0	0	0	0	0	0	0	2647	27.7	33.3	25 to 35	68.7	186	7.0

Incoming Histogram

Singleton Hill Jan/Feb 2024

from Mon-Jan-22-2024-09-00-AM to Mon-Feb-19-2024-11-59-AM

Date	Starting Hr:min	<15	15 to <20	20 to <25	25 to <30	30 to <35	35 to <40	40 to <45	45 to <50	50 to <55	55 to <60	60 to <65	65 to <70	70 to <75	75 to <80	80 to <85	85 to <90	90 to <95	95 to <100	100 to >105	Total Counts	Avg Speed (MPH)	85pct Speed	10MPH Pace	% in pace	# of Speeders	% Speeders	
09/02/2024	00:00	1	0	2	5	7	2	0	0	0	0	0	0	0	0	0	0	0	0	0	0	17	28.9	34.3	25 to 35	70.6	2	11.8
09/02/2024	01:00	0	1	0	2	3	1	1	0	0	0	0	0	0	0	0	0	0	0	0	0	8	30.8	40	25 to 35	62.5	2	25.0
09/02/2024	02:00	0	0	0	0	1	2	0	0	0	0	0	0	0	0	0	0	0	0	0	0	3	35.3	40	30 to 40	100.0	2	66.7
09/02/2024	03:00	0	0	0	2	3	1	0	0	0	0	0	0	0	0	0	0	0	0	0	0	6	31.3	35	25 to 35	83.3	1	16.7
09/02/2024	04:00	0	0	1	1	0	1	0	1	0	0	0	0	0	0	0	0	0	0	0	0	4	33.3	40	20 to 30	50.0	2	50.0
09/02/2024	05:00	1	1	4	2	3	0	2	0	0	0	0	0	0	0	0	0	0	0	0	0	13	26.7	35	20 to 30	46.2	2	15.4
09/02/2024	06:00	0	3	6	15	8	2	3	0	0	0	0	0	0	0	0	0	0	0	0	0	37	28.4	34.4	25 to 35	62.2	5	13.5
09/02/2024	07:00	4	6	16	40	28	5	1	0	0	0	0	0	0	0	0	0	0	0	0	0	100	27.3	33.4	25 to 35	68.0	6	6.0
09/02/2024	08:00	3	7	44	83	37	9	0	0	0	0	0	0	0	0	0	0	0	0	0	0	183	27.1	32.6	20 to 30	69.4	9	4.9
09/02/2024	09:00	2	6	20	41	26	3	2	0	0	0	0	0	0	0	0	0	0	0	0	0	100	27.3	33.1	25 to 35	67.0	5	5.0
09/02/2024	10:00	4	9	31	46	27	4	1	0	0	0	0	0	0	0	0	0	0	0	0	0	122	26.4	32.6	20 to 30	63.1	5	4.1
09/02/2024	11:00	3	14	24	61	27	5	1	0	0	0	0	0	0	0	0	0	0	0	0	0	135	26.5	32.4	25 to 35	65.2	6	4.4
09/02/2024	12:00	3	10	27	65	41	12	1	0	0	0	0	0	0	0	0	0	0	0	0	0	159	27.7	33.7	25 to 35	66.7	13	8.2
09/02/2024	13:00	10	6	22	67	45	12	1	1	0	0	0	0	0	0	0	0	0	0	0	0	164	27.6	33.8	25 to 35	68.3	14	8.5
09/02/2024	14:00	4	13	34	69	47	9	3	1	0	0	0	0	0	0	0	0	0	0	0	0	180	27.5	33.5	25 to 35	64.4	13	7.2
09/02/2024	15:00	2	17	72	133	72	13	1	1	0	0	0	0	0	0	0	0	0	0	0	0	311	27.3	32.8	20 to 30	65.9	15	4.8
09/02/2024	16:00	9	16	71	138	58	21	4	0	0	0	0	0	0	0	0	0	0	0	0	0	317	27.1	33	20 to 30	65.9	25	7.9
09/02/2024	17:00	7	20	80	126	61	12	4	1	0	0	0	0	0	0	0	0	0	0	0	0	311	26.8	32.5	20 to 30	66.2	17	5.5
09/02/2024	18:00	4	13	67	138	50	9	2	0	0	0	0	0	0	0	0	0	0	0	0	0	283	26.9	31.9	20 to 30	72.4	11	3.9
09/02/2024	19:00	2	3	25	102	41	11	1	1	0	0	0	0	0	0	0	0	0	0	0	0	186	28.3	33.2	25 to 35	76.9	13	7.0
09/02/2024	20:00	1	3	29	56	39	12	0	0	1	0	0	0	0	0	0	0	0	0	0	0	141	28.4	34	25 to 35	67.4	13	9.2
09/02/2024	21:00	0	4	19	41	20	6	2	0	0	0	0	0	0	0	0	0	0	0	0	0	92	28	33.5	25 to 35	66.3	8	8.7
09/02/2024	22:00	0	1	7	34	21	5	1	0	0	0	0	0	0	0	0	0	0	0	0	0	69	29.2	34	25 to 35	79.7	6	8.7
09/02/2024	23:00	0	1	7	14	9	4	0	0	0	0	0	0	0	0	0	0	0	0	0	0	35	28.4	34.4	25 to 35	65.7	4	11.4
24 Hr Summary		60	154	608	1281	674	161	31	6	1	0	0	0	0	0	0	0	0	0	0	2976	27.4	33.2	25 to 35	65.7	199	6.7	

Incoming Histogram

Singleton Hill Jan/Feb 2024

from Mon-Jan-22-2024-09-00-AM to Mon-Feb-19-2024-11-59-AM

Date	Starting Hr:min	<15	15 to <20	20 to <25	25 to <30	30 to <35	35 to <40	40 to <45	45 to <50	50 to <55	55 to <60	60 to <65	65 to <70	70 to <75	75 to <80	80 to <85	85 to <90	90 to <95	95 to <100	100 to >105	Total Counts	Avg Speed (MPH)	85pct Speed	10MPH Pace	% in pace	# of Speeders	% Speeders
10/02/2024	00:00	0	0	3	10	6	4	0	0	0	0	0	0	0	0	0	0	0	0	0	23	29.7	36.2	25 to 35	69.6	4	17.4
10/02/2024	01:00	0	0	1	3	3	3	1	0	0	0	0	0	0	0	0	0	0	0	0	11	32	38.3	25 to 35	54.5	4	36.4
10/02/2024	02:00	0	0	2	6	2	1	0	0	0	0	0	0	0	0	0	0	0	0	0	11	28	32.5	20 to 30	72.7	1	9.1
10/02/2024	03:00	0	0	0	1	4	1	2	0	0	0	0	0	0	0	0	0	0	0	0	8	34.6	42.5	25 to 35	62.5	3	37.5
10/02/2024	04:00	0	0	1	0	2	0	0	0	0	0	0	0	0	0	0	0	0	0	0	3	28.7	35	25 to 35	66.7	*	*
10/02/2024	05:00	2	1	3	3	1	0	0	0	0	0	0	0	0	0	0	0	0	0	0	10	22.1	28.3	20 to 30	60.0	*	*
10/02/2024	06:00	2	0	3	9	4	1	1	0	0	0	0	0	0	0	0	0	0	0	0	20	26.9	33.8	25 to 35	65.0	2	10.0
10/02/2024	07:00	1	2	6	5	10	2	1	0	0	0	0	0	0	0	0	0	0	0	0	27	27.8	34.5	25 to 35	55.6	3	11.1
10/02/2024	08:00	4	3	12	27	20	4	1	0	0	0	0	0	0	0	0	0	0	0	0	71	27.3	33.5	25 to 35	66.2	5	7.0
10/02/2024	09:00	3	12	27	37	28	3	0	1	1	0	0	0	0	0	0	0	0	0	0	112	26.5	32.9	25 to 35	58.0	5	4.5
10/02/2024	10:00	2	10	24	60	56	7	2	0	0	0	0	0	0	0	0	0	0	0	0	161	28.2	33.7	25 to 35	72.0	9	5.6
10/02/2024	11:00	2	8	39	84	43	16	3	1	0	0	0	0	0	0	0	0	0	0	0	196	28.1	34	25 to 35	64.8	20	10.2
10/02/2024	12:00	3	8	38	76	48	17	7	2	0	0	0	0	0	0	0	0	0	0	0	199	28.6	34.6	25 to 35	62.3	26	13.1
10/02/2024	13:00	3	4	26	91	53	11	3	1	0	0	0	0	0	0	0	0	0	0	0	192	28.5	33.7	25 to 35	75.0	15	7.8
10/02/2024	14:00	2	13	31	68	52	14	2	1	0	0	0	0	0	0	0	0	0	0	0	183	28.1	34	25 to 35	65.6	17	9.3
10/02/2024	15:00	2	3	22	67	49	13	2	0	0	0	0	0	0	0	0	0	0	0	0	158	28.9	34.1	25 to 35	73.4	15	9.5
10/02/2024	16:00	0	2	26	61	49	17	4	0	1	1	0	0	0	0	0	0	0	0	0	161	29.8	34.9	25 to 35	68.3	23	14.3
10/02/2024	17:00	0	9	45	89	47	12	2	0	0	0	0	0	0	0	0	0	0	0	0	204	27.8	33.2	25 to 35	66.7	14	6.9
10/02/2024	18:00	1	3	35	96	36	6	0	1	1	0	0	0	0	0	0	0	0	0	0	179	27.8	32.4	25 to 35	73.7	8	4.5
10/02/2024	19:00	0	2	30	74	26	9	3	1	0	0	0	0	0	0	0	0	0	0	0	145	28.2	33.3	20 to 30	71.7	13	9.0
10/02/2024	20:00	1	3	29	47	23	5	1	0	0	0	0	0	0	0	0	0	0	0	0	109	27.3	32.8	20 to 30	69.7	6	5.5
10/02/2024	21:00	1	5	12	31	18	7	1	0	0	0	0	0	0	0	0	0	0	0	0	75	28	34.2	25 to 35	65.3	8	10.7
10/02/2024	22:00	1	1	12	24	18	10	0	0	0	0	0	0	0	0	0	0	0	0	0	66	29	35	25 to 35	63.6	10	15.2
10/02/2024	23:00	0	2	3	13	16	2	0	0	0	0	0	0	0	0	0	0	0	0	0	36	29.1	34.1	25 to 35	80.6	2	5.6
24 Hr Summary		30	91	430	982	614	165	36	8	3	1	0	0	0	0	0	0	0	0	0	2360	28.2	33.9	25 to 35	67.6	213	9.0

Incoming Histogram

Singleton Hill Jan/Feb 2024

from Mon-Jan-22-2024-09-00-AM to Mon-Feb-19-2024-11-59-AM

Date	Starting Hr:min	<15	15 to <20	20 to <25	25 to <30	30 to <35	35 to <40	40 to <45	45 to <50	50 to <55	55 to <60	60 to <65	65 to <70	70 to <75	75 to <80	80 to <85	85 to <90	90 to <95	95 to <100	100 to >105	Total Counts	Avg Speed (MPH)	85pct Speed	10MPH Pace	% in pace	# of Speeders	% Speeders	
11/02/2024	00:00	0	1	3	7	5	4	0	0	0	0	0	0	0	0	0	0	0	0	0	0	20	29.3	36.2	25 to 35	60.0	4	20.0
11/02/2024	01:00	0	1	1	3	2	2	0	0	0	0	0	0	0	0	0	0	0	0	0	0	9	28.8	37.5	25 to 35	55.6	2	22.2
11/02/2024	02:00	0	1	1	5	5	0	0	0	0	0	0	0	0	0	0	0	0	0	0	0	12	28	33	25 to 35	83.3	*	*
11/02/2024	03:00	0	0	0	4	1	1	0	0	0	0	0	0	0	0	0	0	0	0	0	0	6	29.5	35	25 to 35	83.3	1	16.7
11/02/2024	04:00	0	1	3	1	0	0	2	0	0	0	0	0	0	0	0	0	0	0	0	0	7	27.7	42.5	15 to 25	57.1	2	28.6
11/02/2024	05:00	0	0	1	3	1	0	0	0	0	0	0	0	0	0	0	0	0	0	0	0	5	27.2	30	20 to 30	80.0	*	*
11/02/2024	06:00	0	2	2	9	3	2	1	1	0	0	0	0	0	0	0	0	0	0	0	0	20	29.2	37.5	25 to 35	60.0	4	20.0
11/02/2024	07:00	6	2	7	8	2	1	0	0	0	0	0	0	0	0	0	0	0	0	0	0	26	21.5	29.4	20 to 30	57.7	1	3.8
11/02/2024	08:00	2	3	14	11	6	3	1	0	0	0	0	0	0	0	0	0	0	0	0	0	40	25.6	33.3	20 to 30	62.5	4	10.0
11/02/2024	09:00	4	4	13	23	17	6	1	0	0	0	0	0	0	0	0	0	0	0	0	0	68	27.1	34.1	25 to 35	58.8	7	10.3
11/02/2024	10:00	3	4	15	34	34	14	0	1	0	0	0	0	0	0	0	0	0	0	0	0	105	28.9	34.9	25 to 35	64.8	15	14.3
11/02/2024	11:00	2	2	19	57	53	11	8	0	0	0	0	0	0	0	0	0	0	0	0	0	152	29.7	34.6	25 to 35	72.4	19	12.5
11/02/2024	12:00	3	5	28	84	61	22	1	0	0	0	0	0	0	0	0	0	0	0	0	0	204	28.9	34.3	25 to 35	71.1	23	11.3
11/02/2024	13:00	1	7	21	72	43	12	2	0	0	0	0	0	0	0	0	0	0	0	0	0	158	28.5	33.8	25 to 35	72.8	14	8.9
11/02/2024	14:00	2	0	24	69	41	13	5	1	0	0	0	0	0	0	0	0	0	0	0	0	155	29.2	34.5	25 to 35	71.0	19	12.3
11/02/2024	15:00	1	5	34	83	50	12	2	1	0	0	0	0	0	0	0	0	0	0	0	0	188	28.4	33.7	25 to 35	70.7	15	8.0
11/02/2024	16:00	1	4	39	78	38	11	3	0	0	1	0	0	0	0	0	0	0	0	0	0	175	28.1	33.6	20 to 30	66.9	15	8.6
11/02/2024	17:00	4	7	31	57	34	8	2	1	0	0	0	0	0	0	0	0	0	0	0	0	144	27.4	33.4	25 to 35	63.2	11	7.6
11/02/2024	18:00	2	4	19	49	30	7	3	0	0	0	0	0	0	0	0	0	0	0	0	0	114	28.1	33.8	25 to 35	69.3	10	8.8
11/02/2024	19:00	2	4	29	57	14	8	1	0	0	0	0	0	0	0	0	0	0	0	0	0	115	26.9	32.1	20 to 30	74.8	9	7.8
11/02/2024	20:00	0	5	17	46	21	8	2	0	0	0	0	0	0	0	0	0	0	0	0	0	99	28.2	33.8	25 to 35	67.7	10	10.1
11/02/2024	21:00	0	0	0	3	0	0	0	0	0	0	0	0	0	0	0	0	0	0	0	0	3	27.3	30	20 to 30	100.0	*	*
11/02/2024	22:00	*	*	*	*	*	*	*	*	*	*	*	*	*	*	*	*	*	*	*	*	*	*	*	*	*	*	*
11/02/2024	23:00	*	*	*	*	*	*	*	*	*	*	*	*	*	*	*	*	*	*	*	*	*	*	*	*	*	*	
24 Hr Summary		33	62	321	763	461	145	34	5	0	1	0	0	0	0	0	0	0	0	0	0	1825	28.2	34	25 to 35	67.1	185	10.1

Incoming Histogram

Singleton Hill Jan/Feb 2024

from Mon-Jan-22-2024-09-00-AM to Mon-Feb-19-2024-11-59-AM

Date	Starting Hr:min	<15	15 to <20	20 to <25	25 to <30	30 to <35	35 to <40	40 to <45	45 to <50	50 to <55	55 to <60	60 to <65	65 to <70	70 to <75	75 to <80	80 to <85	85 to <90	90 to <95	95 to <100	100 to >105	Total Counts	Avg Speed (MPH)	85pct Speed	10MPH Pace	% in pace	# of Speeders	% Speeders
12/02/2024	00:00	*	*	*	*	*	*	*	*	*	*	*	*	*	*	*	*	*	*	*	*	*	*	*	*	*	*
12/02/2024	01:00	*	*	*	*	*	*	*	*	*	*	*	*	*	*	*	*	*	*	*	*	*	*	*	*	*	*
12/02/2024	02:00	*	*	*	*	*	*	*	*	*	*	*	*	*	*	*	*	*	*	*	*	*	*	*	*	*	*
12/02/2024	03:00	*	*	*	*	*	*	*	*	*	*	*	*	*	*	*	*	*	*	*	*	*	*	*	*	*	*
12/02/2024	04:00	*	*	*	*	*	*	*	*	*	*	*	*	*	*	*	*	*	*	*	*	*	*	*	*	*	*
12/02/2024	05:00	*	*	*	*	*	*	*	*	*	*	*	*	*	*	*	*	*	*	*	*	*	*	*	*	*	*
12/02/2024	06:00	*	*	*	*	*	*	*	*	*	*	*	*	*	*	*	*	*	*	*	*	*	*	*	*	*	*
12/02/2024	07:00	*	*	*	*	*	*	*	*	*	*	*	*	*	*	*	*	*	*	*	*	*	*	*	*	*	*
12/02/2024	08:00	*	*	*	*	*	*	*	*	*	*	*	*	*	*	*	*	*	*	*	*	*	*	*	*	*	*
12/02/2024	09:00	*	*	*	*	*	*	*	*	*	*	*	*	*	*	*	*	*	*	*	*	*	*	*	*	*	*
12/02/2024	10:00	*	*	*	*	*	*	*	*	*	*	*	*	*	*	*	*	*	*	*	*	*	*	*	*	*	*
12/02/2024	11:00	*	*	*	*	*	*	*	*	*	*	*	*	*	*	*	*	*	*	*	*	*	*	*	*	*	*
12/02/2024	12:00	*	*	*	*	*	*	*	*	*	*	*	*	*	*	*	*	*	*	*	*	*	*	*	*	*	*
12/02/2024	13:00	*	*	*	*	*	*	*	*	*	*	*	*	*	*	*	*	*	*	*	*	*	*	*	*	*	*
12/02/2024	14:00	*	*	*	*	*	*	*	*	*	*	*	*	*	*	*	*	*	*	*	*	*	*	*	*	*	*
12/02/2024	15:00	*	*	*	*	*	*	*	*	*	*	*	*	*	*	*	*	*	*	*	*	*	*	*	*	*	*
12/02/2024	16:00	*	*	*	*	*	*	*	*	*	*	*	*	*	*	*	*	*	*	*	*	*	*	*	*	*	*
12/02/2024	17:00	*	*	*	*	*	*	*	*	*	*	*	*	*	*	*	*	*	*	*	*	*	*	*	*	*	*
12/02/2024	18:00	*	*	*	*	*	*	*	*	*	*	*	*	*	*	*	*	*	*	*	*	*	*	*	*	*	*
12/02/2024	19:00	*	*	*	*	*	*	*	*	*	*	*	*	*	*	*	*	*	*	*	*	*	*	*	*	*	*
12/02/2024	20:00	*	*	*	*	*	*	*	*	*	*	*	*	*	*	*	*	*	*	*	*	*	*	*	*	*	*
12/02/2024	21:00	*	*	*	*	*	*	*	*	*	*	*	*	*	*	*	*	*	*	*	*	*	*	*	*	*	*
12/02/2024	22:00	*	*	*	*	*	*	*	*	*	*	*	*	*	*	*	*	*	*	*	*	*	*	*	*	*	*
12/02/2024	23:00	*	*	*	*	*	*	*	*	*	*	*	*	*	*	*	*	*	*	*	*	*	*	*	*	*	*
24 Hr Summary		0	0	0	0	0	0	0	0	0	0	0	0	0	0	0	0	0	0	0	0	0	0	0	*	*	*

Incoming Histogram

Singleton Hill Jan/Feb 2024

from Mon-Jan-22-2024-09-00-AM to Mon-Feb-19-2024-11-59-AM

Date	Starting Hr:min	<15	15 to <20	20 to <25	25 to <30	30 to <35	35 to <40	40 to <45	45 to <50	50 to <55	55 to <60	60 to <65	65 to <70	70 to <75	75 to <80	80 to <85	85 to <90	90 to <95	95 to <100	100 to >105	Total Counts	Avg Speed (MPH)	85pct Speed	10MPH Pace	% in pace	# of Speeders	% Speeders
13/02/2024	00:00	*	*	*	*	*	*	*	*	*	*	*	*	*	*	*	*	*	*	*	*	*	*	*	*	*	*
13/02/2024	01:00	*	*	*	*	*	*	*	*	*	*	*	*	*	*	*	*	*	*	*	*	*	*	*	*	*	*
13/02/2024	02:00	*	*	*	*	*	*	*	*	*	*	*	*	*	*	*	*	*	*	*	*	*	*	*	*	*	*
13/02/2024	03:00	*	*	*	*	*	*	*	*	*	*	*	*	*	*	*	*	*	*	*	*	*	*	*	*	*	*
13/02/2024	04:00	*	*	*	*	*	*	*	*	*	*	*	*	*	*	*	*	*	*	*	*	*	*	*	*	*	*
13/02/2024	05:00	*	*	*	*	*	*	*	*	*	*	*	*	*	*	*	*	*	*	*	*	*	*	*	*	*	*
13/02/2024	06:00	*	*	*	*	*	*	*	*	*	*	*	*	*	*	*	*	*	*	*	*	*	*	*	*	*	*
13/02/2024	07:00	*	*	*	*	*	*	*	*	*	*	*	*	*	*	*	*	*	*	*	*	*	*	*	*	*	*
13/02/2024	08:00	*	*	*	*	*	*	*	*	*	*	*	*	*	*	*	*	*	*	*	*	*	*	*	*	*	*
13/02/2024	09:00	*	*	*	*	*	*	*	*	*	*	*	*	*	*	*	*	*	*	*	*	*	*	*	*	*	*
13/02/2024	10:00	*	*	*	*	*	*	*	*	*	*	*	*	*	*	*	*	*	*	*	*	*	*	*	*	*	*
13/02/2024	11:00	*	*	*	*	*	*	*	*	*	*	*	*	*	*	*	*	*	*	*	*	*	*	*	*	*	*
13/02/2024	12:00	*	*	*	*	*	*	*	*	*	*	*	*	*	*	*	*	*	*	*	*	*	*	*	*	*	*
13/02/2024	13:00	*	*	*	*	*	*	*	*	*	*	*	*	*	*	*	*	*	*	*	*	*	*	*	*	*	*
13/02/2024	14:00	*	*	*	*	*	*	*	*	*	*	*	*	*	*	*	*	*	*	*	*	*	*	*	*	*	*
13/02/2024	15:00	*	*	*	*	*	*	*	*	*	*	*	*	*	*	*	*	*	*	*	*	*	*	*	*	*	*
13/02/2024	16:00	*	*	*	*	*	*	*	*	*	*	*	*	*	*	*	*	*	*	*	*	*	*	*	*	*	*
13/02/2024	17:00	*	*	*	*	*	*	*	*	*	*	*	*	*	*	*	*	*	*	*	*	*	*	*	*	*	*
13/02/2024	18:00	*	*	*	*	*	*	*	*	*	*	*	*	*	*	*	*	*	*	*	*	*	*	*	*	*	*
13/02/2024	19:00	*	*	*	*	*	*	*	*	*	*	*	*	*	*	*	*	*	*	*	*	*	*	*	*	*	*
13/02/2024	20:00	*	*	*	*	*	*	*	*	*	*	*	*	*	*	*	*	*	*	*	*	*	*	*	*	*	*
13/02/2024	21:00	*	*	*	*	*	*	*	*	*	*	*	*	*	*	*	*	*	*	*	*	*	*	*	*	*	*
13/02/2024	22:00	*	*	*	*	*	*	*	*	*	*	*	*	*	*	*	*	*	*	*	*	*	*	*	*	*	*
13/02/2024	23:00	*	*	*	*	*	*	*	*	*	*	*	*	*	*	*	*	*	*	*	*	*	*	*	*	*	*
24 Hr Summary		0	0	0	0	0	0	0	0	0	0	0	0	0	0	0	0	0	0	0	0	0	0	0	*	*	*

Incoming Histogram

Singleton Hill Jan/Feb 2024

from Mon-Jan-22-2024-09-00-AM to Mon-Feb-19-2024-11-59-AM

Date	Starting Hr:min	<15	15 to <20	20 to <25	25 to <30	30 to <35	35 to <40	40 to <45	45 to <50	50 to <55	55 to <60	60 to <65	65 to <70	70 to <75	75 to <80	80 to <85	85 to <90	90 to <95	95 to <100	100 to >105	Total Counts	Avg Speed (MPH)	85pet Speed	10MPH Pace	% in pace	# of Speeders	% Speeders
14/02/2024	00:00	*	*	*	*	*	*	*	*	*	*	*	*	*	*	*	*	*	*	*	*	*	*	*	*	*	*
14/02/2024	01:00	*	*	*	*	*	*	*	*	*	*	*	*	*	*	*	*	*	*	*	*	*	*	*	*	*	*
14/02/2024	02:00	*	*	*	*	*	*	*	*	*	*	*	*	*	*	*	*	*	*	*	*	*	*	*	*	*	*
14/02/2024	03:00	*	*	*	*	*	*	*	*	*	*	*	*	*	*	*	*	*	*	*	*	*	*	*	*	*	*
14/02/2024	04:00	*	*	*	*	*	*	*	*	*	*	*	*	*	*	*	*	*	*	*	*	*	*	*	*	*	*
14/02/2024	05:00	*	*	*	*	*	*	*	*	*	*	*	*	*	*	*	*	*	*	*	*	*	*	*	*	*	*
14/02/2024	06:00	*	*	*	*	*	*	*	*	*	*	*	*	*	*	*	*	*	*	*	*	*	*	*	*	*	*
14/02/2024	07:00	*	*	*	*	*	*	*	*	*	*	*	*	*	*	*	*	*	*	*	*	*	*	*	*	*	*
14/02/2024	08:00	*	*	*	*	*	*	*	*	*	*	*	*	*	*	*	*	*	*	*	*	*	*	*	*	*	*
14/02/2024	09:00	*	*	*	*	*	*	*	*	*	*	*	*	*	*	*	*	*	*	*	*	*	*	*	*	*	*
14/02/2024	10:00	*	*	*	*	*	*	*	*	*	*	*	*	*	*	*	*	*	*	*	*	*	*	*	*	*	*
14/02/2024	11:00	*	*	*	*	*	*	*	*	*	*	*	*	*	*	*	*	*	*	*	*	*	*	*	*	*	*
14/02/2024	12:00	*	*	*	*	*	*	*	*	*	*	*	*	*	*	*	*	*	*	*	*	*	*	*	*	*	*
14/02/2024	13:00	*	*	*	*	*	*	*	*	*	*	*	*	*	*	*	*	*	*	*	*	*	*	*	*	*	*
14/02/2024	14:00	*	*	*	*	*	*	*	*	*	*	*	*	*	*	*	*	*	*	*	*	*	*	*	*	*	*
14/02/2024	15:00	*	*	*	*	*	*	*	*	*	*	*	*	*	*	*	*	*	*	*	*	*	*	*	*	*	*
14/02/2024	16:00	*	*	*	*	*	*	*	*	*	*	*	*	*	*	*	*	*	*	*	*	*	*	*	*	*	*
14/02/2024	17:00	*	*	*	*	*	*	*	*	*	*	*	*	*	*	*	*	*	*	*	*	*	*	*	*	*	*
14/02/2024	18:00	*	*	*	*	*	*	*	*	*	*	*	*	*	*	*	*	*	*	*	*	*	*	*	*	*	*
14/02/2024	19:00	*	*	*	*	*	*	*	*	*	*	*	*	*	*	*	*	*	*	*	*	*	*	*	*	*	*
14/02/2024	20:00	*	*	*	*	*	*	*	*	*	*	*	*	*	*	*	*	*	*	*	*	*	*	*	*	*	*
14/02/2024	21:00	*	*	*	*	*	*	*	*	*	*	*	*	*	*	*	*	*	*	*	*	*	*	*	*	*	*
14/02/2024	22:00	*	*	*	*	*	*	*	*	*	*	*	*	*	*	*	*	*	*	*	*	*	*	*	*	*	*
14/02/2024	23:00	*	*	*	*	*	*	*	*	*	*	*	*	*	*	*	*	*	*	*	*	*	*	*	*	*	*
24 Hr Summary		0	0	0	0	0	0	0	0	0	0	0	0	0	0	0	0	0	0	0	0	0	0	0	*	*	*

Incoming Histogram

Singleton Hill Jan/Feb 2024

from Mon-Jan-22-2024-09-00-AM to Mon-Feb-19-2024-11-59-AM

Date	Starting Hr:min	<15	15 to <20	20 to <25	25 to <30	30 to <35	35 to <40	40 to <45	45 to <50	50 to <55	55 to <60	60 to <65	65 to <70	70 to <75	75 to <80	80 to <85	85 to <90	90 to <95	95 to <100	100 to >105	Total Counts	Avg Speed (MPH)	85pct Speed	10MPH Pace	% in pace	# of Speeders	% Speeders
15/02/2024	00:00	*	*	*	*	*	*	*	*	*	*	*	*	*	*	*	*	*	*	*	*	*	*	*	*	*	*
15/02/2024	01:00	*	*	*	*	*	*	*	*	*	*	*	*	*	*	*	*	*	*	*	*	*	*	*	*	*	*
15/02/2024	02:00	*	*	*	*	*	*	*	*	*	*	*	*	*	*	*	*	*	*	*	*	*	*	*	*	*	*
15/02/2024	03:00	*	*	*	*	*	*	*	*	*	*	*	*	*	*	*	*	*	*	*	*	*	*	*	*	*	*
15/02/2024	04:00	*	*	*	*	*	*	*	*	*	*	*	*	*	*	*	*	*	*	*	*	*	*	*	*	*	*
15/02/2024	05:00	*	*	*	*	*	*	*	*	*	*	*	*	*	*	*	*	*	*	*	*	*	*	*	*	*	*
15/02/2024	06:00	*	*	*	*	*	*	*	*	*	*	*	*	*	*	*	*	*	*	*	*	*	*	*	*	*	*
15/02/2024	07:00	*	*	*	*	*	*	*	*	*	*	*	*	*	*	*	*	*	*	*	*	*	*	*	*	*	*
15/02/2024	08:00	*	*	*	*	*	*	*	*	*	*	*	*	*	*	*	*	*	*	*	*	*	*	*	*	*	*
15/02/2024	09:00	*	*	*	*	*	*	*	*	*	*	*	*	*	*	*	*	*	*	*	*	*	*	*	*	*	*
15/02/2024	10:00	*	*	*	*	*	*	*	*	*	*	*	*	*	*	*	*	*	*	*	*	*	*	*	*	*	*
15/02/2024	11:00	*	*	*	*	*	*	*	*	*	*	*	*	*	*	*	*	*	*	*	*	*	*	*	*	*	*
15/02/2024	12:00	*	*	*	*	*	*	*	*	*	*	*	*	*	*	*	*	*	*	*	*	*	*	*	*	*	*
15/02/2024	13:00	*	*	*	*	*	*	*	*	*	*	*	*	*	*	*	*	*	*	*	*	*	*	*	*	*	*
15/02/2024	14:00	*	*	*	*	*	*	*	*	*	*	*	*	*	*	*	*	*	*	*	*	*	*	*	*	*	*
15/02/2024	15:00	*	*	*	*	*	*	*	*	*	*	*	*	*	*	*	*	*	*	*	*	*	*	*	*	*	*
15/02/2024	16:00	*	*	*	*	*	*	*	*	*	*	*	*	*	*	*	*	*	*	*	*	*	*	*	*	*	*
15/02/2024	17:00	*	*	*	*	*	*	*	*	*	*	*	*	*	*	*	*	*	*	*	*	*	*	*	*	*	*
15/02/2024	18:00	*	*	*	*	*	*	*	*	*	*	*	*	*	*	*	*	*	*	*	*	*	*	*	*	*	*
15/02/2024	19:00	*	*	*	*	*	*	*	*	*	*	*	*	*	*	*	*	*	*	*	*	*	*	*	*	*	*
15/02/2024	20:00	*	*	*	*	*	*	*	*	*	*	*	*	*	*	*	*	*	*	*	*	*	*	*	*	*	*
15/02/2024	21:00	*	*	*	*	*	*	*	*	*	*	*	*	*	*	*	*	*	*	*	*	*	*	*	*	*	*
15/02/2024	22:00	*	*	*	*	*	*	*	*	*	*	*	*	*	*	*	*	*	*	*	*	*	*	*	*	*	*
15/02/2024	23:00	*	*	*	*	*	*	*	*	*	*	*	*	*	*	*	*	*	*	*	*	*	*	*	*	*	*
24 Hr Summary		0	0	0	0	0	0	0	0	0	0	0	0	0	0	0	0	0	0	0	0	0	0	0	*	*	*

Incoming Histogram

Singleton Hill Jan/Feb 2024

from Mon-Jan-22-2024-09-00-AM to Mon-Feb-19-2024-11-59-AM

Date	Starting Hr:min	<15	15 to <20	20 to <25	25 to <30	30 to <35	35 to <40	40 to <45	45 to <50	50 to <55	55 to <60	60 to <65	65 to <70	70 to <75	75 to <80	80 to <85	85 to <90	90 to <95	95 to <100	100 to >105	Total Counts	Avg Speed (MPH)	85pct Speed	10MPH Pace	% in pace	# of Speeders	% Speeders
16/02/2024	00:00	*	*	*	*	*	*	*	*	*	*	*	*	*	*	*	*	*	*	*	*	*	*	*	*	*	*
16/02/2024	01:00	*	*	*	*	*	*	*	*	*	*	*	*	*	*	*	*	*	*	*	*	*	*	*	*	*	*
16/02/2024	02:00	*	*	*	*	*	*	*	*	*	*	*	*	*	*	*	*	*	*	*	*	*	*	*	*	*	*
16/02/2024	03:00	*	*	*	*	*	*	*	*	*	*	*	*	*	*	*	*	*	*	*	*	*	*	*	*	*	*
16/02/2024	04:00	*	*	*	*	*	*	*	*	*	*	*	*	*	*	*	*	*	*	*	*	*	*	*	*	*	*
16/02/2024	05:00	*	*	*	*	*	*	*	*	*	*	*	*	*	*	*	*	*	*	*	*	*	*	*	*	*	*
16/02/2024	06:00	*	*	*	*	*	*	*	*	*	*	*	*	*	*	*	*	*	*	*	*	*	*	*	*	*	*
16/02/2024	07:00	*	*	*	*	*	*	*	*	*	*	*	*	*	*	*	*	*	*	*	*	*	*	*	*	*	*
16/02/2024	08:00	*	*	*	*	*	*	*	*	*	*	*	*	*	*	*	*	*	*	*	*	*	*	*	*	*	*
16/02/2024	09:00	*	*	*	*	*	*	*	*	*	*	*	*	*	*	*	*	*	*	*	*	*	*	*	*	*	*
16/02/2024	10:00	*	*	*	*	*	*	*	*	*	*	*	*	*	*	*	*	*	*	*	*	*	*	*	*	*	*
16/02/2024	11:00	*	*	*	*	*	*	*	*	*	*	*	*	*	*	*	*	*	*	*	*	*	*	*	*	*	*
16/02/2024	12:00	*	*	*	*	*	*	*	*	*	*	*	*	*	*	*	*	*	*	*	*	*	*	*	*	*	*
16/02/2024	13:00	*	*	*	*	*	*	*	*	*	*	*	*	*	*	*	*	*	*	*	*	*	*	*	*	*	*
16/02/2024	14:00	*	*	*	*	*	*	*	*	*	*	*	*	*	*	*	*	*	*	*	*	*	*	*	*	*	*
16/02/2024	15:00	*	*	*	*	*	*	*	*	*	*	*	*	*	*	*	*	*	*	*	*	*	*	*	*	*	*
16/02/2024	16:00	*	*	*	*	*	*	*	*	*	*	*	*	*	*	*	*	*	*	*	*	*	*	*	*	*	*
16/02/2024	17:00	*	*	*	*	*	*	*	*	*	*	*	*	*	*	*	*	*	*	*	*	*	*	*	*	*	*
16/02/2024	18:00	*	*	*	*	*	*	*	*	*	*	*	*	*	*	*	*	*	*	*	*	*	*	*	*	*	*
16/02/2024	19:00	*	*	*	*	*	*	*	*	*	*	*	*	*	*	*	*	*	*	*	*	*	*	*	*	*	*
16/02/2024	20:00	*	*	*	*	*	*	*	*	*	*	*	*	*	*	*	*	*	*	*	*	*	*	*	*	*	*
16/02/2024	21:00	*	*	*	*	*	*	*	*	*	*	*	*	*	*	*	*	*	*	*	*	*	*	*	*	*	*
16/02/2024	22:00	*	*	*	*	*	*	*	*	*	*	*	*	*	*	*	*	*	*	*	*	*	*	*	*	*	*
16/02/2024	23:00	*	*	*	*	*	*	*	*	*	*	*	*	*	*	*	*	*	*	*	*	*	*	*	*	*	*
24 Hr Summary		0	0	0	0	0	0	0	0	0	0	0	0	0	0	0	0	0	0	0	0	0	0	0	*	*	*

Incoming Histogram

Singleton Hill Jan/Feb 2024

from Mon-Jan-22-2024-09-00-AM to Mon-Feb-19-2024-11-59-AM

Date	Starting Hr:min	<15	15 to <20	20 to <25	25 to <30	30 to <35	35 to <40	40 to <45	45 to <50	50 to <55	55 to <60	60 to <65	65 to <70	70 to <75	75 to <80	80 to <85	85 to <90	90 to <95	95 to <100	100 to >105	Total Counts	Avg Speed (MPH)	85pct Speed	10MPH Pace	% in pace	# of Speeders	% Speeders
17/02/2024	00:00	*	*	*	*	*	*	*	*	*	*	*	*	*	*	*	*	*	*	*	*	*	*	*	*	*	*
17/02/2024	01:00	*	*	*	*	*	*	*	*	*	*	*	*	*	*	*	*	*	*	*	*	*	*	*	*	*	*
17/02/2024	02:00	*	*	*	*	*	*	*	*	*	*	*	*	*	*	*	*	*	*	*	*	*	*	*	*	*	*
17/02/2024	03:00	*	*	*	*	*	*	*	*	*	*	*	*	*	*	*	*	*	*	*	*	*	*	*	*	*	*
17/02/2024	04:00	*	*	*	*	*	*	*	*	*	*	*	*	*	*	*	*	*	*	*	*	*	*	*	*	*	*
17/02/2024	05:00	*	*	*	*	*	*	*	*	*	*	*	*	*	*	*	*	*	*	*	*	*	*	*	*	*	*
17/02/2024	06:00	*	*	*	*	*	*	*	*	*	*	*	*	*	*	*	*	*	*	*	*	*	*	*	*	*	*
17/02/2024	07:00	*	*	*	*	*	*	*	*	*	*	*	*	*	*	*	*	*	*	*	*	*	*	*	*	*	*
17/02/2024	08:00	*	*	*	*	*	*	*	*	*	*	*	*	*	*	*	*	*	*	*	*	*	*	*	*	*	*
17/02/2024	09:00	*	*	*	*	*	*	*	*	*	*	*	*	*	*	*	*	*	*	*	*	*	*	*	*	*	*
17/02/2024	10:00	*	*	*	*	*	*	*	*	*	*	*	*	*	*	*	*	*	*	*	*	*	*	*	*	*	*
17/02/2024	11:00	*	*	*	*	*	*	*	*	*	*	*	*	*	*	*	*	*	*	*	*	*	*	*	*	*	*
17/02/2024	12:00	*	*	*	*	*	*	*	*	*	*	*	*	*	*	*	*	*	*	*	*	*	*	*	*	*	*
17/02/2024	13:00	*	*	*	*	*	*	*	*	*	*	*	*	*	*	*	*	*	*	*	*	*	*	*	*	*	*
17/02/2024	14:00	*	*	*	*	*	*	*	*	*	*	*	*	*	*	*	*	*	*	*	*	*	*	*	*	*	*
17/02/2024	15:00	*	*	*	*	*	*	*	*	*	*	*	*	*	*	*	*	*	*	*	*	*	*	*	*	*	*
17/02/2024	16:00	*	*	*	*	*	*	*	*	*	*	*	*	*	*	*	*	*	*	*	*	*	*	*	*	*	*
17/02/2024	17:00	*	*	*	*	*	*	*	*	*	*	*	*	*	*	*	*	*	*	*	*	*	*	*	*	*	*
17/02/2024	18:00	*	*	*	*	*	*	*	*	*	*	*	*	*	*	*	*	*	*	*	*	*	*	*	*	*	*
17/02/2024	19:00	*	*	*	*	*	*	*	*	*	*	*	*	*	*	*	*	*	*	*	*	*	*	*	*	*	*
17/02/2024	20:00	*	*	*	*	*	*	*	*	*	*	*	*	*	*	*	*	*	*	*	*	*	*	*	*	*	*
17/02/2024	21:00	*	*	*	*	*	*	*	*	*	*	*	*	*	*	*	*	*	*	*	*	*	*	*	*	*	*
17/02/2024	22:00	*	*	*	*	*	*	*	*	*	*	*	*	*	*	*	*	*	*	*	*	*	*	*	*	*	*
17/02/2024	23:00	*	*	*	*	*	*	*	*	*	*	*	*	*	*	*	*	*	*	*	*	*	*	*	*	*	*
24 Hr Summary		0	0	0	0	0	0	0	0	0	0	0	0	0	0	0	0	0	0	0	0	0	0	0	*	*	*

Incoming Histogram

Singleton Hill Jan/Feb 2024

from Mon-Jan-22-2024-09-00-AM to Mon-Feb-19-2024-11-59-AM

Date	Starting Hr:min	<15	15 to <20	20 to <25	25 to <30	30 to <35	35 to <40	40 to <45	45 to <50	50 to <55	55 to <60	60 to <65	65 to <70	70 to <75	75 to <80	80 to <85	85 to <90	90 to <95	95 to <100	100 to >105	Total Counts	Avg Speed (MPH)	85pct Speed	10MPH Pace	% in pace	# of Speeders	% Speeders
18/02/2024	00:00	*	*	*	*	*	*	*	*	*	*	*	*	*	*	*	*	*	*	*	*	*	*	*	*	*	*
18/02/2024	01:00	*	*	*	*	*	*	*	*	*	*	*	*	*	*	*	*	*	*	*	*	*	*	*	*	*	*
18/02/2024	02:00	*	*	*	*	*	*	*	*	*	*	*	*	*	*	*	*	*	*	*	*	*	*	*	*	*	*
18/02/2024	03:00	*	*	*	*	*	*	*	*	*	*	*	*	*	*	*	*	*	*	*	*	*	*	*	*	*	*
18/02/2024	04:00	*	*	*	*	*	*	*	*	*	*	*	*	*	*	*	*	*	*	*	*	*	*	*	*	*	*
18/02/2024	05:00	*	*	*	*	*	*	*	*	*	*	*	*	*	*	*	*	*	*	*	*	*	*	*	*	*	*
18/02/2024	06:00	*	*	*	*	*	*	*	*	*	*	*	*	*	*	*	*	*	*	*	*	*	*	*	*	*	*
18/02/2024	07:00	*	*	*	*	*	*	*	*	*	*	*	*	*	*	*	*	*	*	*	*	*	*	*	*	*	*
18/02/2024	08:00	*	*	*	*	*	*	*	*	*	*	*	*	*	*	*	*	*	*	*	*	*	*	*	*	*	*
18/02/2024	09:00	*	*	*	*	*	*	*	*	*	*	*	*	*	*	*	*	*	*	*	*	*	*	*	*	*	*
18/02/2024	10:00	*	*	*	*	*	*	*	*	*	*	*	*	*	*	*	*	*	*	*	*	*	*	*	*	*	*
18/02/2024	11:00	*	*	*	*	*	*	*	*	*	*	*	*	*	*	*	*	*	*	*	*	*	*	*	*	*	*
18/02/2024	12:00	*	*	*	*	*	*	*	*	*	*	*	*	*	*	*	*	*	*	*	*	*	*	*	*	*	*
18/02/2024	13:00	*	*	*	*	*	*	*	*	*	*	*	*	*	*	*	*	*	*	*	*	*	*	*	*	*	*
18/02/2024	14:00	*	*	*	*	*	*	*	*	*	*	*	*	*	*	*	*	*	*	*	*	*	*	*	*	*	*
18/02/2024	15:00	*	*	*	*	*	*	*	*	*	*	*	*	*	*	*	*	*	*	*	*	*	*	*	*	*	*
18/02/2024	16:00	*	*	*	*	*	*	*	*	*	*	*	*	*	*	*	*	*	*	*	*	*	*	*	*	*	*
18/02/2024	17:00	*	*	*	*	*	*	*	*	*	*	*	*	*	*	*	*	*	*	*	*	*	*	*	*	*	*
18/02/2024	18:00	*	*	*	*	*	*	*	*	*	*	*	*	*	*	*	*	*	*	*	*	*	*	*	*	*	*
18/02/2024	19:00	*	*	*	*	*	*	*	*	*	*	*	*	*	*	*	*	*	*	*	*	*	*	*	*	*	*
18/02/2024	20:00	*	*	*	*	*	*	*	*	*	*	*	*	*	*	*	*	*	*	*	*	*	*	*	*	*	*
18/02/2024	21:00	*	*	*	*	*	*	*	*	*	*	*	*	*	*	*	*	*	*	*	*	*	*	*	*	*	*
18/02/2024	22:00	*	*	*	*	*	*	*	*	*	*	*	*	*	*	*	*	*	*	*	*	*	*	*	*	*	*
18/02/2024	23:00	*	*	*	*	*	*	*	*	*	*	*	*	*	*	*	*	*	*	*	*	*	*	*	*	*	*
24 Hr Summary		0	0	0	0	0	0	0	0	0	0	0	0	0	0	0	0	0	0	0	0	0	0	0	*	*	*

Incoming Histogram

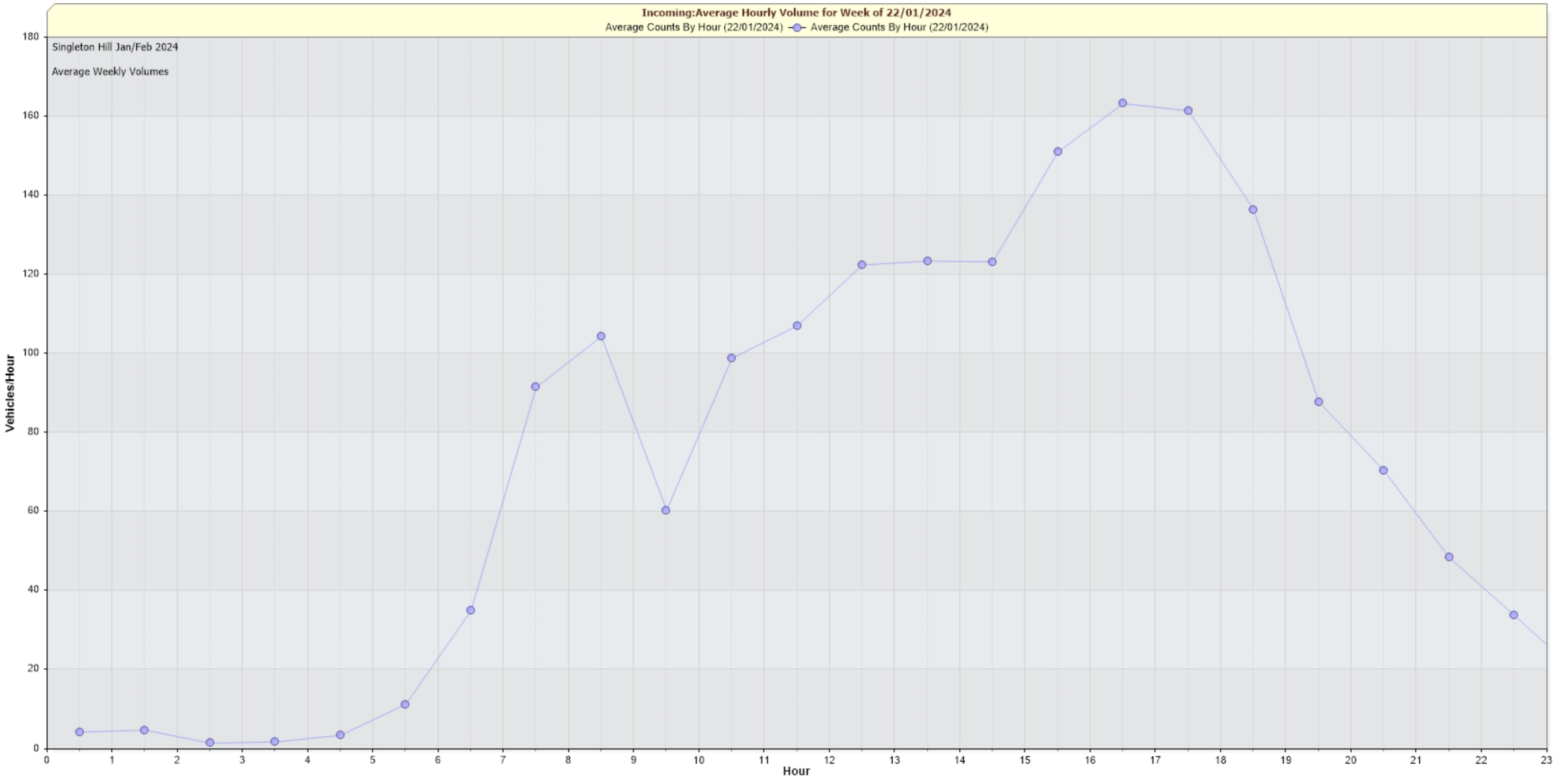
Singleton Hill Jan/Feb 2024

from Mon-Jan-22-2024-09-00-AM to Mon-Feb-19-2024-11-59-AM

Date	Starting Hr:min	<15	15 to <20	20 to <25	25 to <30	30 to <35	35 to <40	40 to <45	45 to <50	50 to <55	55 to <60	60 to <65	65 to <70	70 to <75	75 to <80	80 to <85	85 to <90	90 to <95	95 to <100	100 to >105	Total Counts	Avg Speed (MPH)	85pct Speed	10MPH Pace	% in pace	# of Speeders	% Speeders	
19/02/2024	00:00	*	*	*	*	*	*	*	*	*	*	*	*	*	*	*	*	*	*	*	*	*	*	*	*	*	*	
19/02/2024	01:00	*	*	*	*	*	*	*	*	*	*	*	*	*	*	*	*	*	*	*	*	*	*	*	*	*	*	
19/02/2024	02:00	*	*	*	*	*	*	*	*	*	*	*	*	*	*	*	*	*	*	*	*	*	*	*	*	*	*	
19/02/2024	03:00	*	*	*	*	*	*	*	*	*	*	*	*	*	*	*	*	*	*	*	*	*	*	*	*	*	*	
19/02/2024	04:00	*	*	*	*	*	*	*	*	*	*	*	*	*	*	*	*	*	*	*	*	*	*	*	*	*	*	
19/02/2024	05:00	*	*	*	*	*	*	*	*	*	*	*	*	*	*	*	*	*	*	*	*	*	*	*	*	*	*	
19/02/2024	06:00	*	*	*	*	*	*	*	*	*	*	*	*	*	*	*	*	*	*	*	*	*	*	*	*	*	*	
19/02/2024	07:00	*	*	*	*	*	*	*	*	*	*	*	*	*	*	*	*	*	*	*	*	*	*	*	*	*	*	
19/02/2024	08:00	*	*	*	*	*	*	*	*	*	*	*	*	*	*	*	*	*	*	*	*	*	*	*	*	*	*	
19/02/2024	09:00	*	*	*	*	*	*	*	*	*	*	*	*	*	*	*	*	*	*	*	*	*	*	*	*	*	*	
19/02/2024	10:00	*	*	*	*	*	*	*	*	*	*	*	*	*	*	*	*	*	*	*	*	*	*	*	*	*	*	
19/02/2024	11:00	0	0	0	0	0	0	0	0	0	0	0	0	0	0	0	0	0	0	0	0	0	0	0	*	*	*	
19/02/2024	12:00	*	*	*	*	*	*	*	*	*	*	*	*	*	*	*	*	*	*	*	*	*	*	*	*	*	*	*
19/02/2024	13:00	*	*	*	*	*	*	*	*	*	*	*	*	*	*	*	*	*	*	*	*	*	*	*	*	*	*	*
19/02/2024	14:00	*	*	*	*	*	*	*	*	*	*	*	*	*	*	*	*	*	*	*	*	*	*	*	*	*	*	*
19/02/2024	15:00	*	*	*	*	*	*	*	*	*	*	*	*	*	*	*	*	*	*	*	*	*	*	*	*	*	*	*
19/02/2024	16:00	*	*	*	*	*	*	*	*	*	*	*	*	*	*	*	*	*	*	*	*	*	*	*	*	*	*	*
19/02/2024	17:00	*	*	*	*	*	*	*	*	*	*	*	*	*	*	*	*	*	*	*	*	*	*	*	*	*	*	*
19/02/2024	18:00	*	*	*	*	*	*	*	*	*	*	*	*	*	*	*	*	*	*	*	*	*	*	*	*	*	*	*
19/02/2024	19:00	*	*	*	*	*	*	*	*	*	*	*	*	*	*	*	*	*	*	*	*	*	*	*	*	*	*	*
19/02/2024	20:00	*	*	*	*	*	*	*	*	*	*	*	*	*	*	*	*	*	*	*	*	*	*	*	*	*	*	*
19/02/2024	21:00	*	*	*	*	*	*	*	*	*	*	*	*	*	*	*	*	*	*	*	*	*	*	*	*	*	*	*
19/02/2024	22:00	*	*	*	*	*	*	*	*	*	*	*	*	*	*	*	*	*	*	*	*	*	*	*	*	*	*	*
19/02/2024	23:00	*	*	*	*	*	*	*	*	*	*	*	*	*	*	*	*	*	*	*	*	*	*	*	*	*	*	*
24 Hr Summary		0	0	0	0	0	0	0	0	0	0	0	0	0	0	0	0	0	0	0	0	0	0	0	*	*	*	

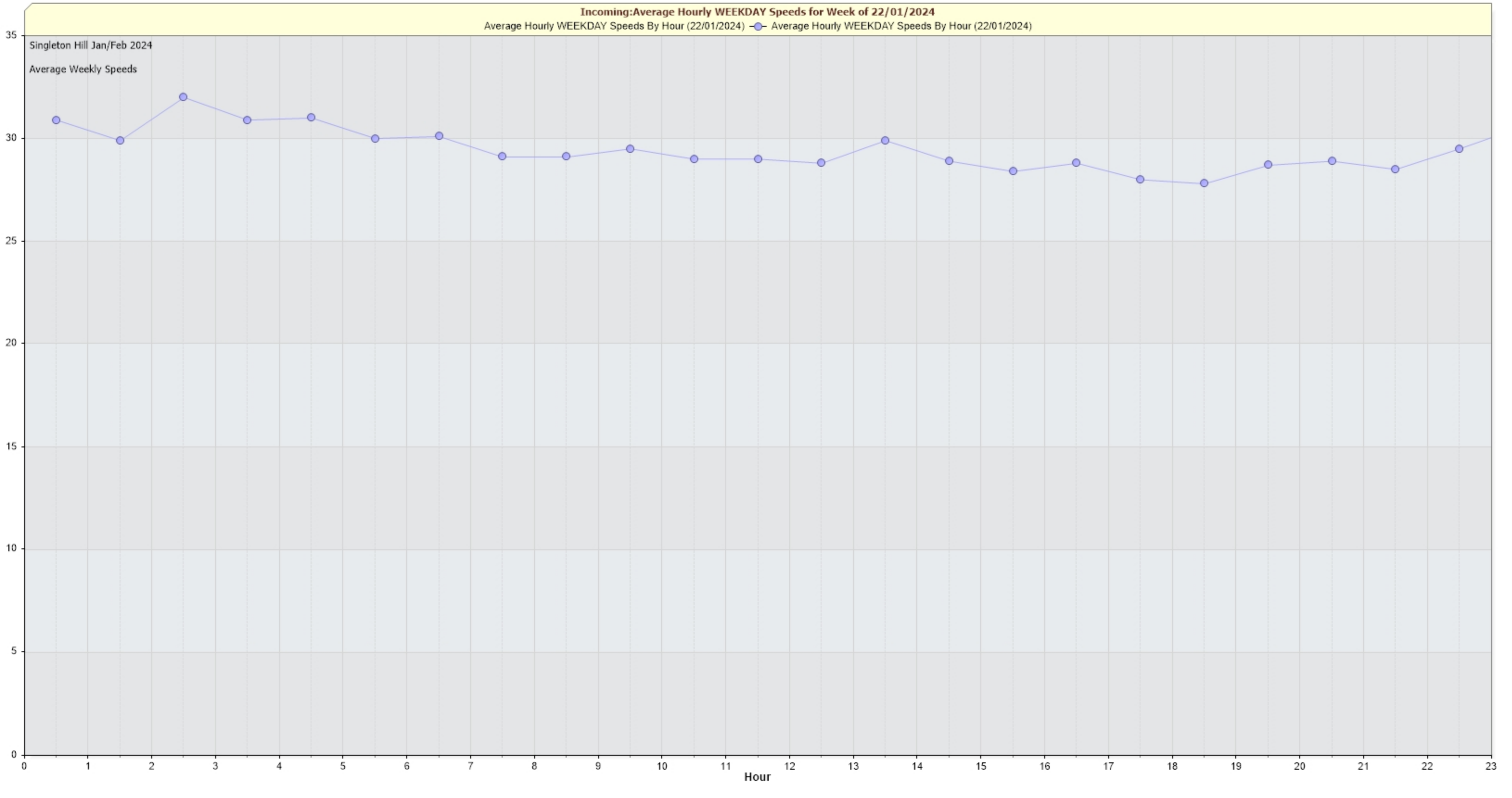
Incoming: Average Hourly Volume for Week of 22/01/2024
Average Counts By Hour (22/01/2024) ● Average Counts By Hour (22/01/2024)

Singleton Hill Jan/Feb 2024
Average Weekly Volumes



Incoming: Average Hourly WEEKDAY Speeds for Week of 22/01/2024
Average Hourly WEEKDAY Speeds By Hour (22/01/2024) — Average Hourly WEEKDAY Speeds By Hour (22/01/2024)

Singleton Hill Jan/Feb 2024
Average Weekly Speeds



Incoming:Daily Volume for Week of 22/01/2024

Daily Vehicle Counts

Singleton Hill Jan/Feb 2024

Daily Volumes

Vehicles

Monday

Tuesday

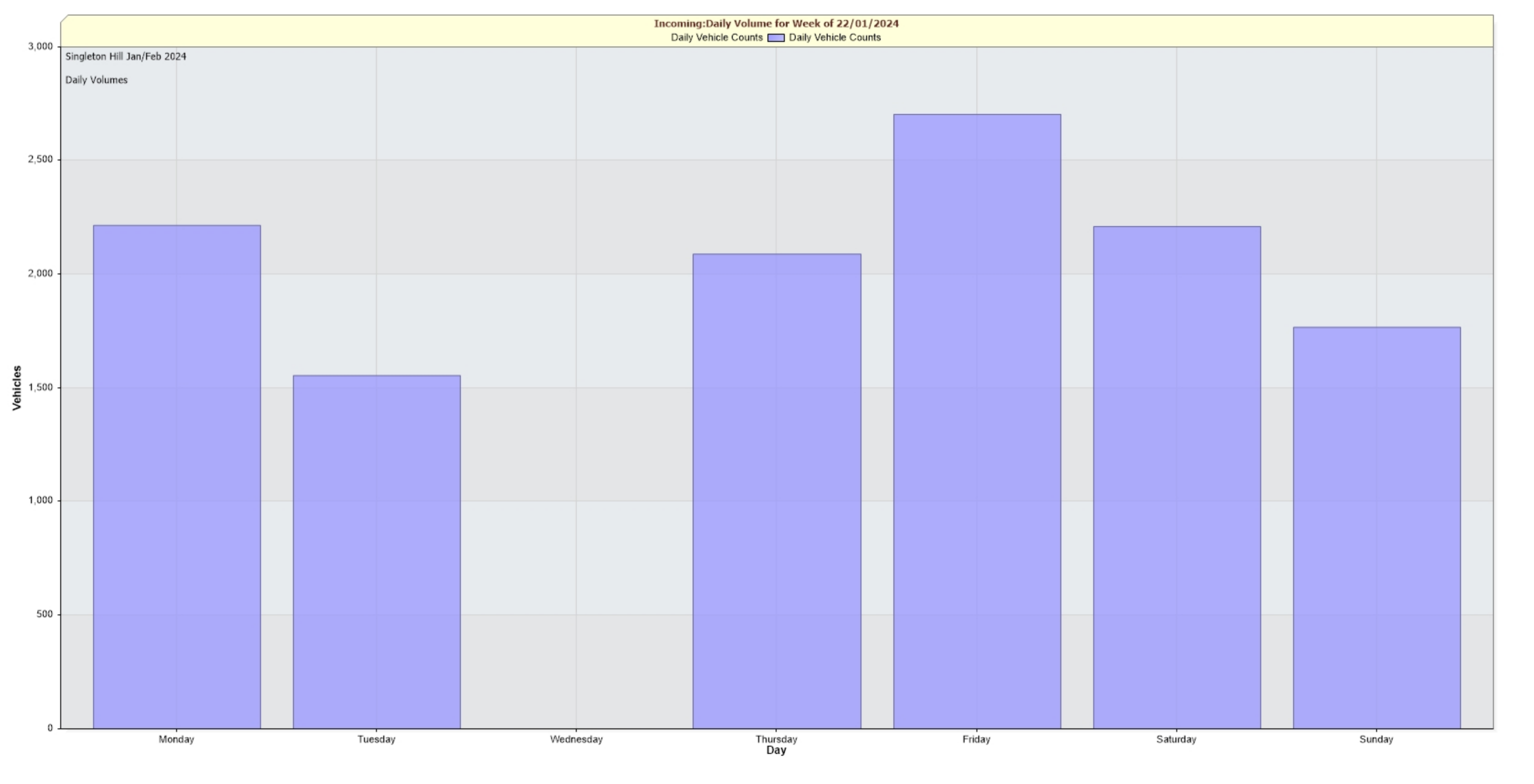
Wednesday

Thursday
Day

Friday

Saturday

Sunday

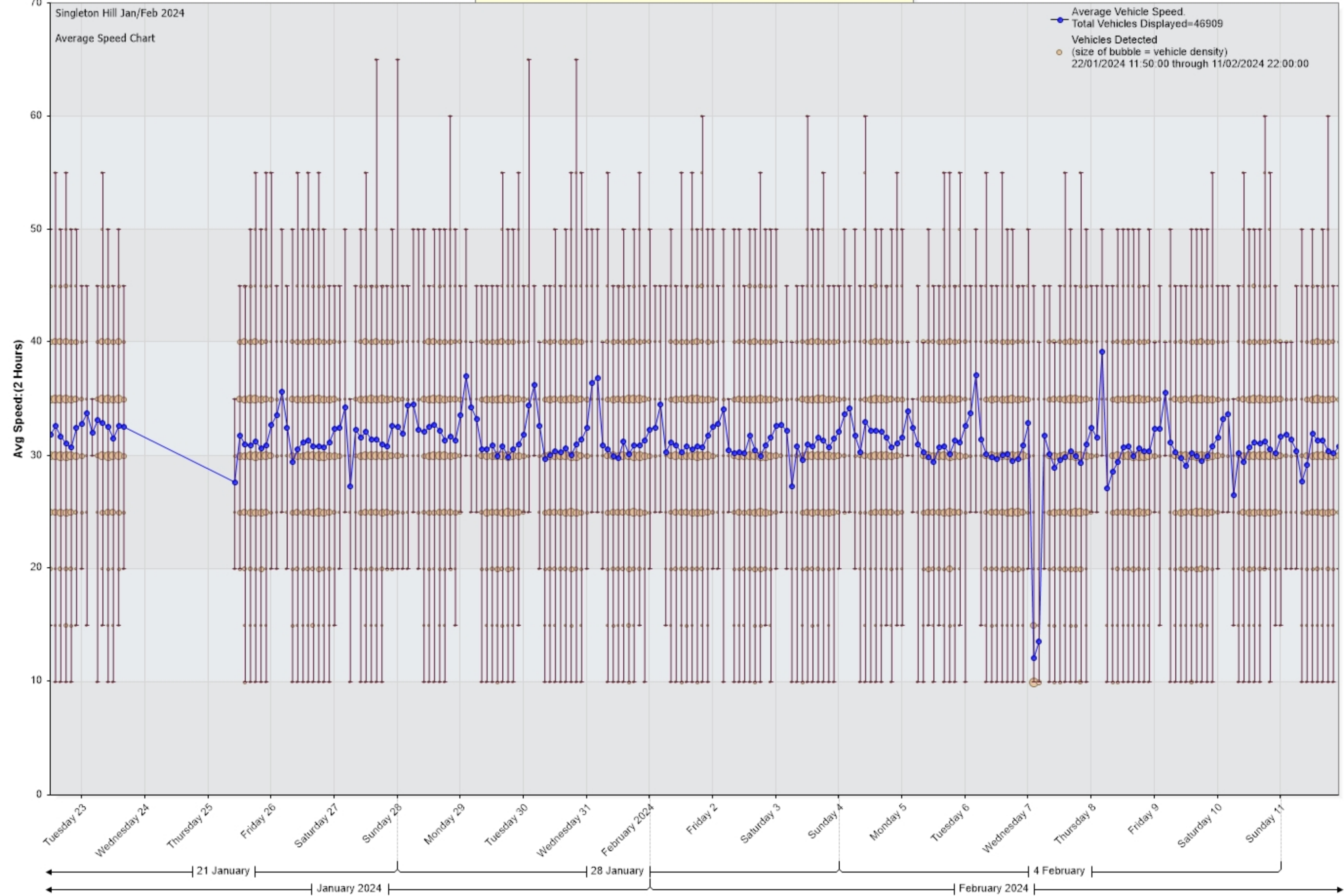


Zoom help

Average Vehicle Speed (MPH) vs. Time [Singleton Hill Jan/Feb 2024:Incoming]

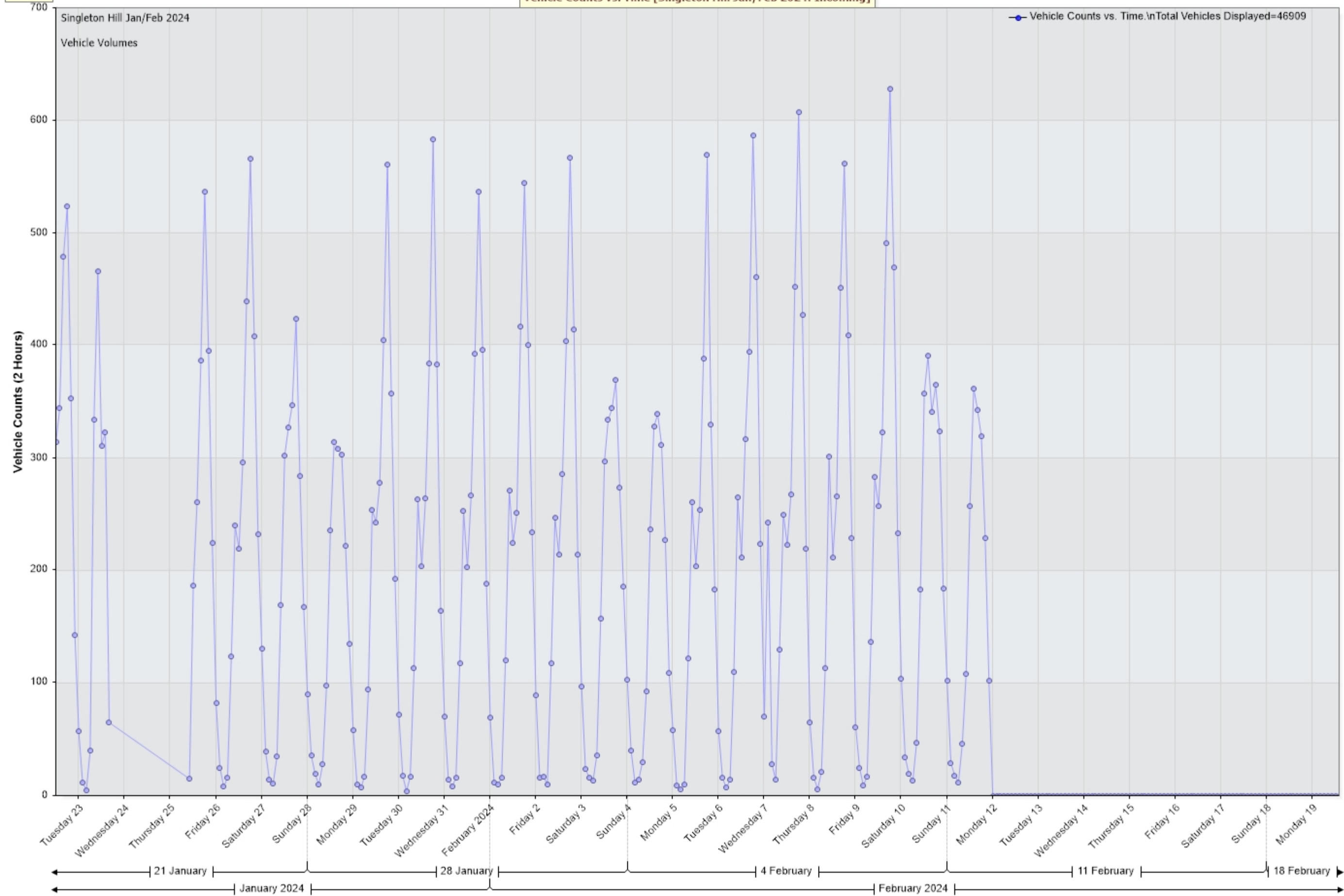
Singleton Hill Jan/Feb 2024
Average Speed Chart

Average Vehicle Speed.
Total Vehicles Displayed=46909
Vehicles Detected
(size of bubble = vehicle density)
22/01/2024 11:50:00 through 11/02/2024 22:00:00



Zoom help

Vehicle Counts vs. Time [Singleton Hill Jan/Feb 2024: Incoming]



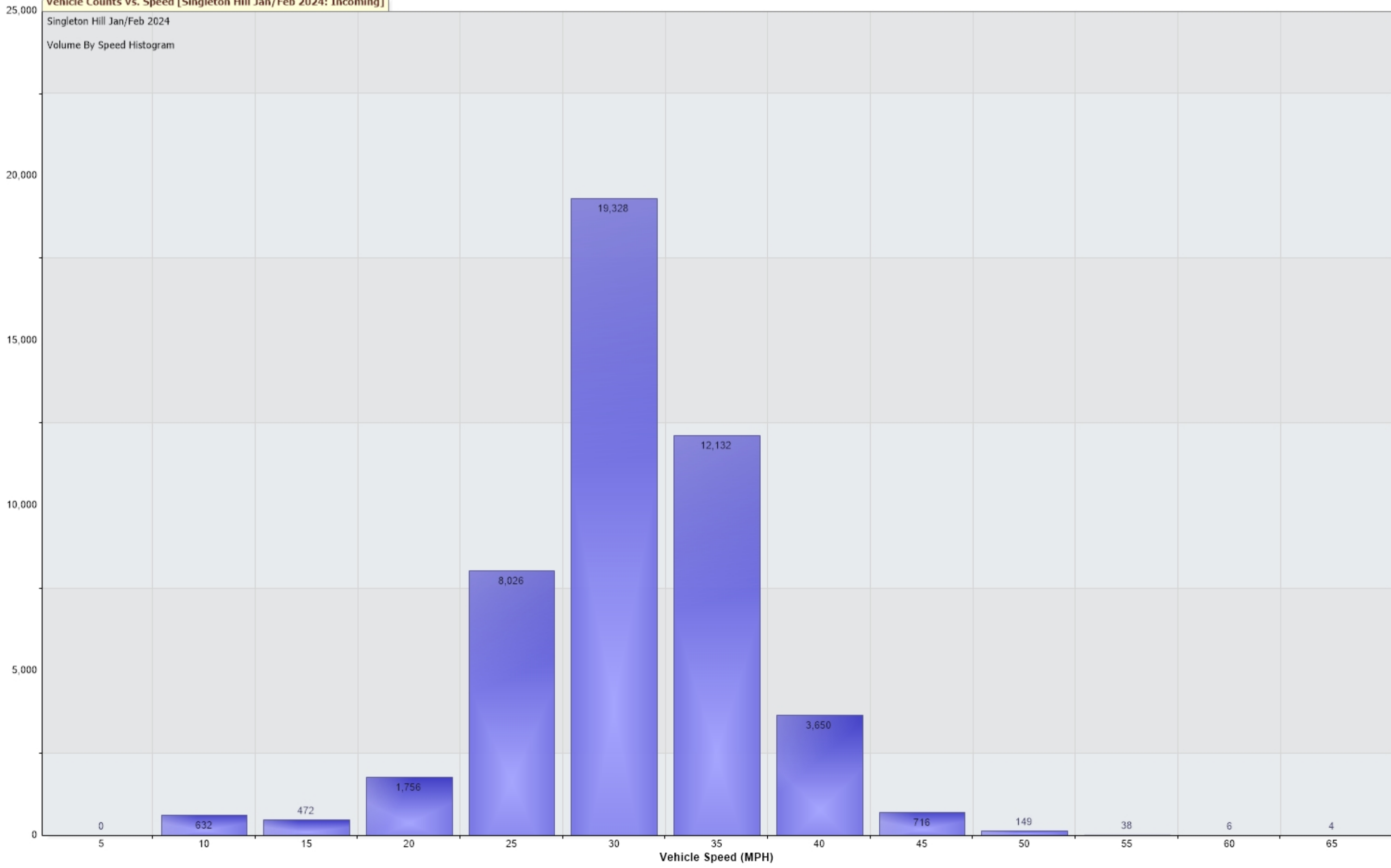
Vehicle Counts Vs. Speed [Singleton Hill Jan/Feb 2024: Incoming]

Singleton Hill Jan/Feb 2024

Volume By Speed Histogram

46,909 Counts

Vehicle Counts



Percentile Counts Vs. Speed for [Singleton Hill Jan/Feb 2024: Incoming]

Singleton Hill Jan/Feb 2024
85th Pct Speed=34.0 MPH
Vehicles in data=46909
22/01/2024 09:00:00 to 19/02/2024 11:59:59

Percentile Counts

