

For Project: Knoll Lane facing TBL Oct 24
 Project Notes:
 Location/Name: Incoming
 Report Generated: 13/11/2024 14:33:18
 Speed Intervals: 5 MPH
 Time Intervals: Instant
 Traffic Report From: 07/10/2024 14:00:00 through 13/11/2024 15:59:59
 85th Percentile Speed: 37.7 MPH
 85th Percentile Vehicles: 52568
 Max Speed: 70 MPH on 20/10/2024 21:40:00
 Total Vehicles: 61845
 AADT: 1667

Volumes - weekly counts

Time	5 Day	7 Day
Average Daily	3808	3737
AM Peak 08:00	306	247
PM Peak 17:00	439	388

Speed

Speed Limit: 35
 85th Percentile Speed: 37.7
 50th Percentile Speed: 31.3
 10 MPH Pace Interval: 25.0 MPH to 35.0 MPH
 Average Speed: 31.5

	Monday	Tuesday	Wednesday	Thursday	Friday	Saturday	Sunday
Count over limit	2472	2003	2272	2293	2424	2139	1754
% over limit	23.1	24.2	23.8	24.8	24.7	26.5	28.4
Avg Speeder	39.2	39.3	39.1	39.2	39.2	39.3	39.4
Avg Speed	7.4	7.3	7.0	7.4	7.1	8.3	9.7

Day/Time Ending	85th pctl (MPH)	85th pctl cnts	Total Cnts	Max Speed	Avg Speeder	% Speeders	Avg Speed
07/10/2024 15:00:00	38.2	149	175	50	39.4	25.7%	31.8
07/10/2024 16:00:00	37.9	367	432	60	39.3	25.2%	31.8
07/10/2024 17:00:00	36.6	375	441	50	39.3	19.0%	30.3
07/10/2024 18:00:00	37.4	401	472	55	39.3	22.9%	30.5
07/10/2024 19:00:00	36.4	324	381	55	39.0	18.9%	29.9
07/10/2024 20:00:00	35.0	212	250	45	38.2	15.2%	28.8
07/10/2024 21:00:00	34.8	185	218	55	38.3	14.2%	23.0
07/10/2024 22:00:00	38.0	121	142	55	39.8	24.6%	30.5
07/10/2024 23:00:00	40.6	64	75	55	40.8	32.0%	31.9
08/10/2024 00:00:00	40.8	30	35	45	39.5	42.9%	34.1
08/10/2024 01:00:00	39.4	14	16	55	39.2	56.3%	34.6
08/10/2024 02:00:00	38.3	8	10	45	38.8	40.0%	33.3
08/10/2024 03:00:00	40.0	5	6	50	42.5	33.3%	33.7
08/10/2024 04:00:00	46.7	11	13	50	43.2	53.8%	36.7
08/10/2024 05:00:00	37.5	9	11	40	37.5	36.4%	31.2
08/10/2024 06:00:00	39.0	12	14	45	38.3	42.9%	33.6
08/10/2024 07:00:00	**No Data**						
08/10/2024 08:00:00	**No Data**						
						
15/10/2024 10:00:00	35.8	54	64	50	40.2	17.2%	30.8
15/10/2024 11:00:00	38.5	186	219	55	39.3	31.1%	32.7
15/10/2024 12:00:00	36.2	224	263	50	40.0	17.5%	30.7
15/10/2024 13:00:00	36.5	215	253	50	39.4	18.6%	30.9
15/10/2024 14:00:00	38.0	236	278	55	39.6	25.2%	32.0
15/10/2024 15:00:00	37.8	246	290	50	38.7	27.2%	32.1
15/10/2024 16:00:00	37.1	365	429	50	38.4	22.8%	31.2
15/10/2024 17:00:00	37.9	401	472	55	40.0	23.5%	31.6
15/10/2024 18:00:00	36.8	411	483	50	38.8	20.7%	30.6
15/10/2024 19:00:00	36.9	326	384	55	38.8	22.1%	30.9
15/10/2024 20:00:00	37.1	222	261	50	39.4	21.1%	31.1
15/10/2024 21:00:00	37.8	173	203	50	39.5	23.2%	31.2
15/10/2024 22:00:00	37.7	100	118	60	41.3	21.2%	31.8
15/10/2024 23:00:00	39.1	75	88	50	39.3	35.2%	32.8
16/10/2024 00:00:00	43.8	30	35	55	42.5	45.7%	35.3
16/10/2024 01:00:00	38.3	11	13	40	37.5	46.2%	33.0
16/10/2024 02:00:00	40.0	16	19	50	42.5	21.1%	31.6
16/10/2024 03:00:00	40.0	5	6	45	39.2	50.0%	32.0
16/10/2024 04:00:00	40.0	7	8	45	39.2	37.5%	33.3
16/10/2024 05:00:00	42.5	13	15	50	40.0	53.3%	34.4
16/10/2024 06:00:00	42.1	34	40	55	41.6	40.0%	34.6
16/10/2024 07:00:00	38.5	76	90	50	38.8	35.6%	33.2
16/10/2024 08:00:00	38.3	207	243	55	39.0	29.2%	32.0
16/10/2024 09:00:00	37.1	347	408	50	38.4	23.0%	31.6
16/10/2024 10:00:00	38.0	218	257	50	39.1	27.2%	31.9
16/10/2024 11:00:00	37.4	207	244	50	38.8	24.6%	31.8
16/10/2024 12:00:00	36.7	198	233	50	39.5	19.7%	31.6
16/10/2024 13:00:00	37.8	207	244	60	40.5	21.7%	31.3

16/10/2024 14:00:00	38.4	209	246	55	39.4	28.0%	32.3
16/10/2024 15:00:00	38.3	286	337	50	38.6	32.3%	32.1
16/10/2024 16:00:00	37.9	408	480	55	39.1	25.4%	32.0
16/10/2024 17:00:00	37.7	380	447	55	39.3	24.2%	30.6
16/10/2024 18:00:00	36.6	396	466	55	38.7	20.4%	30.3
16/10/2024 19:00:00	34.9	340	400	50	38.7	14.5%	29.8
16/10/2024 20:00:00	37.2	205	241	50	39.1	22.4%	30.7
16/10/2024 21:00:00	32.7	216	254	45	38.1	6.7%	20.7
16/10/2024 22:00:00	36.5	111	131	50	38.8	19.8%	31.5
16/10/2024 23:00:00	39.3	86	101	55	40.1	32.7%	33.2
17/10/2024 00:00:00	38.3	41	48	50	39.4	27.1%	29.7
17/10/2024 01:00:00	43.0	22	26	50	40.7	53.8%	34.3
17/10/2024 02:00:00	40.0	9	11	45	39.5	45.5%	33.4
17/10/2024 03:00:00	40.0	4	5	50	42.5	40.0%	35.0
17/10/2024 04:00:00	45.0	8	10	50	41.9	80.0%	39.6
17/10/2024 05:00:00	36.7	8	10	40	37.5	30.0%	32.1
17/10/2024 06:00:00	41.4	37	43	60	40.4	44.2%	34.3
17/10/2024 07:00:00	39.1	72	85	55	39.6	36.5%	34.0
17/10/2024 08:00:00	37.0	178	210	50	38.3	22.9%	31.2
17/10/2024 09:00:00	37.8	300	353	50	39.1	24.9%	31.7
17/10/2024 10:00:00	37.9	239	281	50	38.8	27.4%	32.1
17/10/2024 11:00:00	37.2	206	242	55	38.6	23.6%	30.9
17/10/2024 12:00:00	38.4	184	217	45	38.9	30.4%	31.8
17/10/2024 13:00:00	38.4	204	240	50	39.2	27.5%	32.1
17/10/2024 14:00:00	38.0	227	267	60	39.2	27.0%	31.9
17/10/2024 15:00:00	37.6	241	283	50	39.1	23.7%	31.8
17/10/2024 16:00:00	37.4	378	445	50	38.6	24.5%	31.9
17/10/2024 17:00:00	37.1	337	396	60	39.3	21.7%	30.9
17/10/2024 18:00:00	36.8	371	437	45	38.2	21.7%	30.4
17/10/2024 19:00:00	35.3	312	367	50	38.6	15.8%	30.0
17/10/2024 20:00:00	34.9	235	277	50	38.8	14.4%	28.9
17/10/2024 21:00:00	36.8	192	226	55	39.3	20.4%	30.5
17/10/2024 22:00:00	37.4	116	137	60	40.1	22.6%	31.2
17/10/2024 23:00:00	38.6	80	94	55	41.0	25.5%	32.2
18/10/2024 00:00:00	39.5	39	46	45	39.3	37.0%	32.7
18/10/2024 01:00:00	42.5	22	26	50	41.5	38.5%	33.8
18/10/2024 02:00:00	33.8	5	6	35	0.0	0.0%	29.5
18/10/2024 03:00:00	45.0	10	12	60	44.5	41.7%	35.3
18/10/2024 04:00:00	43.3	8	9	45	39.4	88.9%	37.8
18/10/2024 05:00:00	40.0	10	12	50	39.6	58.3%	35.4
18/10/2024 06:00:00	43.8	32	38	60	42.5	44.7%	35.4
18/10/2024 07:00:00	39.1	69	81	50	39.7	30.9%	32.7
18/10/2024 08:00:00	38.2	169	199	50	39.4	27.1%	32.1
18/10/2024 09:00:00	37.2	286	336	50	38.8	22.3%	31.7
18/10/2024 10:00:00	38.0	243	286	55	38.6	29.0%	32.2
18/10/2024 11:00:00	38.0	196	231	45	38.4	29.9%	32.1
18/10/2024 12:00:00	38.5	205	241	50	38.8	32.0%	32.4
18/10/2024 13:00:00	38.2	224	264	55	39.1	29.5%	31.5

18/10/2024 14:00:00	38.3	245	288	60	39.1	29.2%	31.7
18/10/2024 15:00:00	37.6	305	359	45	38.7	25.3%	31.9
18/10/2024 16:00:00	37.8	419	493	50	39.3	24.9%	31.4
18/10/2024 17:00:00	37.3	389	458	60	39.3	22.7%	31.2
18/10/2024 18:00:00	37.1	405	476	55	39.4	21.4%	30.3
18/10/2024 19:00:00	35.9	332	391	50	39.2	17.4%	30.2
18/10/2024 20:00:00	36.8	240	282	55	39.0	20.6%	30.5
18/10/2024 21:00:00	37.1	176	207	55	39.1	22.2%	31.3
18/10/2024 22:00:00	38.2	124	146	65	40.1	26.0%	31.4
18/10/2024 23:00:00	36.9	106	125	50	38.8	21.6%	30.9
19/10/2024 00:00:00	39.4	57	67	65	40.4	38.8%	33.8
19/10/2024 01:00:00	40.0	31	36	50	40.0	38.9%	33.2
19/10/2024 02:00:00	43.3	26	30	55	41.3	43.3%	34.0
19/10/2024 03:00:00	35.0	10	12	45	40.0	16.7%	33.1
19/10/2024 04:00:00	35.0	10	12	55	47.5	16.7%	31.8
19/10/2024 05:00:00	47.5	8	9	50	42.5	55.6%	35.9
19/10/2024 06:00:00	43.0	14	16	45	40.3	56.3%	35.6
19/10/2024 07:00:00	41.2	29	34	55	41.3	35.3%	33.3
19/10/2024 08:00:00	37.9	63	74	55	39.3	25.7%	31.0
19/10/2024 09:00:00	38.5	133	157	50	39.3	31.8%	29.6
19/10/2024 10:00:00	38.7	190	223	50	39.5	29.1%	32.9
19/10/2024 11:00:00	37.8	231	272	55	38.9	26.1%	31.2
19/10/2024 12:00:00	37.0	249	293	50	39.0	21.2%	30.5
19/10/2024 13:00:00	37.6	266	313	50	38.5	25.9%	31.6
19/10/2024 14:00:00	38.3	288	339	50	39.3	27.4%	31.6
19/10/2024 15:00:00	37.7	303	357	50	39.0	24.9%	31.9
19/10/2024 16:00:00	38.2	239	281	55	38.9	28.8%	32.2
19/10/2024 17:00:00	38.3	264	311	55	39.2	28.9%	32.2
19/10/2024 18:00:00	36.4	265	312	60	39.8	18.6%	31.0
19/10/2024 19:00:00	36.1	228	268	55	39.1	17.9%	30.0
19/10/2024 20:00:00	36.8	178	209	55	39.3	20.1%	30.9
19/10/2024 21:00:00	36.8	134	158	60	40.2	20.3%	31.4
19/10/2024 22:00:00	38.6	99	117	55	40.6	26.5%	32.2
19/10/2024 23:00:00	37.0	99	117	50	40.0	20.5%	31.7
20/10/2024 00:00:00	38.4	71	83	50	39.1	30.1%	32.9
20/10/2024 01:00:00	38.6	40	47	50	39.2	31.9%	32.1
20/10/2024 02:00:00	39.4	19	22	45	38.5	45.5%	33.8
20/10/2024 03:00:00	45.0	13	15	55	41.3	53.3%	35.4
20/10/2024 04:00:00	41.7	10	12	45	39.2	75.0%	36.3
20/10/2024 05:00:00	35.0	4	5	40	37.5	20.0%	30.2
20/10/2024 06:00:00	40.0	8	10	55	41.5	50.0%	36.5
20/10/2024 07:00:00	43.8	19	22	55	42.0	50.0%	36.5
20/10/2024 08:00:00	43.1	33	39	55	40.9	56.4%	35.8
20/10/2024 09:00:00	43.0	52	61	60	40.8	57.4%	36.0
20/10/2024 10:00:00	39.8	131	154	65	39.8	40.9%	33.8
20/10/2024 11:00:00	38.3	189	222	50	39.3	27.0%	30.5
20/10/2024 12:00:00	37.8	217	255	45	39.3	23.5%	31.1
20/10/2024 13:00:00	36.8	231	272	55	38.8	21.3%	31.5

20/10/2024 14:00:00	37.8	226	266	50	38.4	28.9%	31.9
20/10/2024 15:00:00	37.3	222	261	55	38.6	24.1%	31.5
20/10/2024 16:00:00	37.7	220	259	50	38.7	26.6%	32.2
20/10/2024 17:00:00	37.9	202	238	55	38.7	29.0%	32.8
20/10/2024 18:00:00	39.0	147	173	50	39.9	29.5%	32.8
20/10/2024 19:00:00	37.5	171	201	50	39.5	22.9%	31.9
20/10/2024 20:00:00	37.4	129	152	50	39.4	23.0%	32.1
20/10/2024 21:00:00	39.1	103	121	55	40.6	26.4%	32.0
20/10/2024 22:00:00	38.2	71	83	70	41.4	22.9%	32.4
20/10/2024 23:00:00	37.9	53	62	50	39.1	25.8%	32.0
21/10/2024 00:00:00	41.2	27	32	65	45.4	21.9%	32.7
21/10/2024 01:00:00	39.2	14	17	55	40.0	47.1%	33.9
21/10/2024 02:00:00	40.0	6	7	45	39.2	42.9%	33.4
21/10/2024 03:00:00	40.0	7	8	55	42.5	37.5%	34.5
21/10/2024 04:00:00	38.8	11	13	50	39.5	38.5%	33.2
21/10/2024 05:00:00	40.0	4	5	50	40.8	60.0%	36.0
21/10/2024 06:00:00	41.0	31	36	50	40.0	38.9%	33.4
21/10/2024 07:00:00	38.0	63	74	45	38.8	27.0%	32.4
21/10/2024 08:00:00	37.8	171	201	45	39.0	24.4%	31.8
21/10/2024 09:00:00	37.5	268	315	45	38.4	25.4%	31.9
21/10/2024 10:00:00	36.3	205	241	45	38.1	19.5%	30.9
21/10/2024 11:00:00	37.4	178	209	50	38.8	23.4%	31.3
21/10/2024 12:00:00	37.2	183	215	50	39.2	21.9%	31.3
21/10/2024 13:00:00	38.1	195	229	45	38.7	27.9%	31.6
21/10/2024 14:00:00	37.0	218	257	60	39.1	21.8%	30.8
21/10/2024 15:00:00	37.5	278	327	50	38.9	24.5%	31.8
21/10/2024 16:00:00	37.1	344	405	45	38.7	22.0%	30.5
21/10/2024 17:00:00	36.6	326	384	55	38.9	20.1%	30.6
21/10/2024 18:00:00	36.5	334	393	55	38.9	19.6%	30.7
21/10/2024 19:00:00	35.9	255	300	50	38.8	17.3%	30.2
21/10/2024 20:00:00	35.0	197	232	50	39.3	14.7%	30.7
21/10/2024 21:00:00	38.3	123	145	55	39.2	31.0%	32.4
21/10/2024 22:00:00	39.0	86	101	55	39.7	31.7%	32.8
21/10/2024 23:00:00	38.6	75	88	45	39.0	29.5%	32.4
22/10/2024 00:00:00	40.0	26	31	50	39.7	51.6%	34.9
22/10/2024 01:00:00	38.3	20	24	55	40.0	33.3%	33.8
22/10/2024 02:00:00	35.0	10	12	60	47.5	16.7%	29.8
22/10/2024 03:00:00	40.0	8	9	45	38.8	44.4%	33.3
22/10/2024 04:00:00	47.5	7	8	50	44.2	37.5%	35.8
22/10/2024 05:00:00	37.5	6	7	40	37.5	28.6%	29.3
22/10/2024 06:00:00	43.0	26	31	50	40.7	54.8%	35.6
22/10/2024 07:00:00	39.8	65	76	55	39.7	39.5%	33.9
22/10/2024 08:00:00	38.6	162	190	50	38.8	35.8%	32.8
22/10/2024 09:00:00	38.0	246	289	45	38.6	28.4%	32.3
22/10/2024 10:00:00	38.5	173	203	55	38.9	31.5%	32.4
22/10/2024 11:00:00	38.6	160	188	45	38.7	32.4%	32.2
22/10/2024 12:00:00	37.3	214	252	50	38.9	22.6%	31.3
22/10/2024 13:00:00	37.9	204	240	50	39.8	24.6%	31.7

22/10/2024 14:00:00	38.0	202	238	50	39.7	24.4%	31.4
22/10/2024 15:00:00	37.3	275	324	50	39.1	22.8%	31.1
22/10/2024 16:00:00	37.8	343	404	55	39.2	25.0%	32.1
22/10/2024 17:00:00	37.8	332	390	55	38.7	27.4%	31.3
22/10/2024 18:00:00	37.2	367	432	50	38.7	22.7%	30.6
22/10/2024 19:00:00	34.6	331	389	65	39.0	12.6%	29.6
22/10/2024 20:00:00	37.0	202	238	55	39.5	20.6%	30.9
22/10/2024 21:00:00	36.7	145	171	50	39.5	19.3%	31.0
22/10/2024 22:00:00	38.2	86	101	45	39.6	23.8%	31.6
22/10/2024 23:00:00	35.6	94	111	55	41.1	16.2%	30.7
23/10/2024 00:00:00	40.0	32	38	50	40.4	36.8%	33.2
23/10/2024 01:00:00	37.5	21	25	50	40.0	24.0%	31.8
23/10/2024 02:00:00	40.0	12	14	50	41.3	28.6%	33.3
23/10/2024 03:00:00	40.0	8	10	50	41.3	40.0%	33.5
23/10/2024 04:00:00	47.5	8	9	50	42.5	66.7%	38.1
23/10/2024 05:00:00	40.0	7	8	50	40.0	50.0%	34.6
23/10/2024 06:00:00	40.0	33	39	50	40.5	38.5%	34.1
23/10/2024 07:00:00	39.1	64	75	45	38.7	38.7%	32.8
23/10/2024 08:00:00	37.3	167	197	45	38.6	23.9%	31.4
23/10/2024 09:00:00	37.1	293	345	45	38.1	23.8%	31.0
23/10/2024 10:00:00	38.6	199	234	50	39.5	28.2%	32.0
23/10/2024 11:00:00	38.2	176	207	55	40.0	25.6%	32.1
23/10/2024 12:00:00	37.9	201	236	55	39.0	27.1%	31.8
23/10/2024 13:00:00	37.1	217	255	45	38.5	22.4%	31.2
23/10/2024 14:00:00	37.3	205	241	50	38.8	23.2%	31.1
23/10/2024 15:00:00	37.5	284	334	55	39.2	23.4%	31.6
23/10/2024 16:00:00	37.3	360	423	55	38.4	24.6%	31.4
23/10/2024 17:00:00	36.9	314	370	50	38.7	21.6%	31.5
23/10/2024 18:00:00	37.1	372	438	55	39.3	21.5%	30.7
23/10/2024 19:00:00	35.1	340	400	55	39.1	15.3%	29.8
23/10/2024 20:00:00	37.2	233	274	50	38.8	23.4%	30.6
23/10/2024 21:00:00	38.1	147	173	55	39.1	28.9%	31.7
23/10/2024 22:00:00	38.3	103	121	55	39.6	28.1%	32.6
23/10/2024 23:00:00	38.8	95	112	50	40.1	25.9%	32.5
24/10/2024 00:00:00	40.0	34	40	50	39.8	37.5%	33.6
24/10/2024 01:00:00	42.9	26	30	50	40.7	46.7%	35.0
24/10/2024 02:00:00	42.5	16	19	50	39.5	78.9%	36.9
24/10/2024 03:00:00	41.7	8	10	45	41.3	40.0%	33.0
24/10/2024 04:00:00	45.0	8	9	50	45.0	22.2%	33.2
24/10/2024 05:00:00	47.5	8	9	50	44.2	33.3%	30.9
24/10/2024 06:00:00	43.0	29	34	50	41.2	44.1%	35.0
24/10/2024 07:00:00	39.2	65	76	60	40.1	35.5%	33.2
24/10/2024 08:00:00	38.7	148	174	60	39.3	31.0%	32.7
24/10/2024 09:00:00	37.8	245	288	55	38.9	25.7%	31.8
24/10/2024 10:00:00	38.7	201	237	55	39.3	31.2%	32.8
24/10/2024 11:00:00	37.9	211	248	60	40.3	24.2%	32.1
24/10/2024 12:00:00	38.3	178	210	50	39.1	29.0%	32.2
24/10/2024 13:00:00	38.1	213	251	50	38.8	29.1%	31.7

24/10/2024 14:00:00	38.5	225	265	55	39.4	29.1%	32.4
24/10/2024 15:00:00	37.9	279	328	55	39.4	24.7%	31.8
24/10/2024 16:00:00	37.3	360	423	50	38.7	22.9%	31.3
24/10/2024 17:00:00	37.5	338	398	55	38.7	24.9%	31.2
24/10/2024 18:00:00	37.0	372	438	65	39.8	21.0%	30.3
24/10/2024 19:00:00	35.4	338	398	50	39.0	16.1%	30.0
24/10/2024 20:00:00	37.5	184	216	55	39.3	23.1%	31.2
24/10/2024 21:00:00	37.7	160	188	50	39.0	25.0%	31.7
24/10/2024 22:00:00	38.0	128	150	50	39.4	24.7%	31.6
24/10/2024 23:00:00	38.0	86	101	60	40.6	23.8%	31.8
25/10/2024 00:00:00	40.6	48	56	50	40.0	35.7%	32.7
25/10/2024 01:00:00	36.7	22	26	40	37.5	23.1%	31.3
25/10/2024 02:00:00	45.0	10	12	65	43.9	58.3%	38.0
25/10/2024 03:00:00	35.0	3	3	35	0.0	0.0%	32.3
25/10/2024 04:00:00	47.5	7	8	50	43.3	75.0%	40.1
25/10/2024 05:00:00	43.3	12	14	55	45.0	28.6%	33.6
25/10/2024 06:00:00	43.3	36	42	55	41.4	45.2%	35.0
25/10/2024 07:00:00	39.5	54	63	45	39.6	30.2%	32.9
25/10/2024 08:00:00	39.1	139	163	50	39.4	35.0%	33.1
25/10/2024 09:00:00	38.3	242	285	50	39.5	26.7%	32.3
25/10/2024 10:00:00	38.3	235	276	50	38.7	30.4%	32.6
25/10/2024 11:00:00	37.1	221	260	50	39.5	20.4%	31.3
25/10/2024 12:00:00	36.9	246	289	50	38.8	21.5%	30.9
25/10/2024 13:00:00	38.1	218	256	60	39.5	26.6%	32.0
25/10/2024 14:00:00	37.7	268	315	50	38.9	25.1%	31.5
25/10/2024 15:00:00	37.8	280	329	50	38.9	25.8%	31.7
25/10/2024 16:00:00	36.7	375	441	55	38.8	20.4%	31.1
25/10/2024 17:00:00	36.7	333	392	50	38.8	20.4%	30.9
25/10/2024 18:00:00	36.5	360	424	55	38.5	20.5%	30.3
25/10/2024 19:00:00	36.1	306	360	50	38.5	18.3%	30.8
25/10/2024 20:00:00	37.1	247	291	50	39.0	22.0%	30.6
25/10/2024 21:00:00	38.0	162	191	50	40.1	23.6%	31.7
25/10/2024 22:00:00	38.5	117	138	55	39.6	28.3%	32.4
25/10/2024 23:00:00	37.6	107	126	60	39.4	24.6%	31.6
26/10/2024 00:00:00	39.3	60	70	55	40.2	31.4%	33.2
26/10/2024 01:00:00	40.0	37	44	50	40.6	36.4%	33.1
26/10/2024 02:00:00	37.5	12	14	45	39.2	21.4%	31.4
26/10/2024 03:00:00	42.5	6	7	45	40.0	57.1%	34.9
26/10/2024 04:00:00	40.0	12	14	60	43.5	35.7%	32.8
26/10/2024 05:00:00	42.5	7	8	45	40.8	37.5%	32.0
26/10/2024 06:00:00	42.5	17	20	55	41.4	45.0%	34.4
26/10/2024 07:00:00	41.4	29	34	45	39.7	47.1%	34.6
26/10/2024 08:00:00	40.0	49	58	55	39.6	44.8%	33.9
26/10/2024 09:00:00	38.2	117	138	50	38.4	34.8%	32.6
26/10/2024 10:00:00	38.5	196	230	55	39.0	29.6%	32.5
26/10/2024 11:00:00	38.8	210	247	50	39.5	30.8%	32.9
26/10/2024 12:00:00	37.9	241	284	50	38.7	27.5%	32.0
26/10/2024 13:00:00	37.5	302	355	50	39.2	23.4%	31.1

26/10/2024 14:00:00	38.3	273	321	60	39.2	28.0%	32.1
26/10/2024 15:00:00	37.6	286	337	50	39.0	25.5%	31.5
26/10/2024 16:00:00	38.2	269	316	50	39.2	28.5%	32.2
26/10/2024 17:00:00	38.1	275	323	55	39.1	27.9%	31.8
26/10/2024 18:00:00	37.5	253	298	70	39.4	23.2%	31.9
26/10/2024 19:00:00	37.5	247	291	45	38.5	24.7%	30.9
26/10/2024 20:00:00	38.1	174	205	60	39.5	26.3%	31.3
26/10/2024 21:00:00	37.3	144	170	60	39.0	24.7%	31.1
26/10/2024 22:00:00	37.2	101	119	50	39.7	21.0%	31.2
26/10/2024 23:00:00	38.4	90	106	50	39.0	31.1%	32.0
27/10/2024 00:00:00	41.2	81	95	55	40.9	36.8%	33.8
27/10/2024 01:00:00	42.3	42	49	50	40.2	49.0%	34.7
27/10/2024 02:00:00	38.3	22	26	45	40.0	23.1%	31.5
27/10/2024 03:00:00	38.8	11	13	55	40.5	38.5%	33.1
27/10/2024 04:00:00	41.7	17	20	50	40.6	40.0%	33.1
27/10/2024 05:00:00	35.0	8	10	60	50.0	20.0%	34.1
27/10/2024 06:00:00	48.3	10	12	55	46.7	50.0%	37.1
27/10/2024 07:00:00	39.0	14	16	50	39.2	37.5%	32.4
27/10/2024 08:00:00	42.0	20	23	45	39.6	52.2%	33.9
27/10/2024 09:00:00	43.2	39	46	50	40.6	58.7%	36.0
27/10/2024 10:00:00	39.8	94	111	55	39.9	42.3%	33.8
27/10/2024 11:00:00	39.5	144	169	55	39.6	35.5%	33.9
27/10/2024 12:00:00	38.1	184	217	55	39.5	26.3%	31.7
27/10/2024 13:00:00	38.9	224	263	55	39.3	35.7%	33.3
27/10/2024 14:00:00	37.9	295	347	50	39.3	25.1%	31.7
27/10/2024 15:00:00	38.1	257	302	50	39.0	26.8%	31.9
27/10/2024 16:00:00	38.9	205	241	65	39.2	36.5%	33.5
27/10/2024 17:00:00	37.4	220	259	50	39.0	23.9%	31.7
27/10/2024 18:00:00	37.1	221	260	55	39.4	21.2%	31.2
27/10/2024 19:00:00	36.5	188	221	50	38.5	19.9%	30.4
27/10/2024 20:00:00	36.6	155	182	55	38.9	19.8%	30.5
27/10/2024 21:00:00	37.5	112	132	50	38.5	25.8%	31.5
27/10/2024 22:00:00	37.5	107	126	50	39.5	22.2%	31.4
27/10/2024 23:00:00	38.5	72	85	55	38.8	36.5%	32.7
28/10/2024 00:00:00	36.8	54	63	50	38.7	20.6%	31.7
28/10/2024 01:00:00	40.0	26	30	60	41.9	26.7%	32.5
28/10/2024 02:00:00	42.5	13	15	50	40.8	40.0%	35.2
28/10/2024 03:00:00	35.0	9	11	45	40.0	18.2%	29.8
28/10/2024 04:00:00	45.0	4	5	50	45.0	40.0%	37.0
28/10/2024 05:00:00	35.0	10	12	50	42.5	16.7%	32.3
28/10/2024 06:00:00	47.5	5	6	50	44.2	50.0%	37.2
28/10/2024 07:00:00	45.8	26	31	50	41.7	61.3%	36.7
28/10/2024 08:00:00	40.7	61	72	60	40.8	41.7%	34.0
28/10/2024 09:00:00	39.9	133	157	50	39.8	39.5%	33.4
28/10/2024 10:00:00	39.2	166	195	45	38.9	37.9%	32.9
28/10/2024 11:00:00	38.0	152	179	50	39.2	26.8%	31.8
28/10/2024 12:00:00	37.0	220	259	50	38.7	22.0%	31.2
28/10/2024 13:00:00	38.2	202	238	50	38.9	29.0%	31.7

28/10/2024 14:00:00	37.3	219	258	50	39.0	24.0%	31.1
28/10/2024 15:00:00	38.0	216	254	50	39.2	26.0%	31.8
28/10/2024 16:00:00	37.8	221	260	65	39.3	26.2%	31.7
28/10/2024 17:00:00	37.6	261	307	50	38.8	25.4%	31.3
28/10/2024 18:00:00	36.6	283	333	50	38.8	19.8%	31.3
28/10/2024 19:00:00	34.2	348	410	50	38.7	10.0%	29.4
28/10/2024 20:00:00	35.1	277	326	55	38.6	15.3%	29.7
28/10/2024 21:00:00	37.4	163	192	55	40.1	21.9%	31.3
28/10/2024 22:00:00	36.9	139	164	50	39.4	20.7%	31.5
28/10/2024 23:00:00	40.9	96	113	60	41.1	37.2%	33.8
29/10/2024 00:00:00	36.2	20	23	40	37.5	17.4%	30.4
29/10/2024 01:00:00	**No Data**						
29/10/2024 02:00:00	**No Data**						
13/11/2024 16:00:00	0.0	0	0	0	0.0	0.0%	0.0

Day/Time Ending	85th pctl (MPH)	85th pctl cnts	Total Cnts	Max Speed	Avg Speeder	% Speeders	Avg Speed
08/10/2024 00:00:00	37.1	2228	2621	60	39.2	21.4%	30.0
09/10/2024 00:00:00	39.8	60	70	55	39.8	45.7%	34.0
10/10/2024 00:00:00	**No Data**						
11/10/2024 00:00:00	**No Data**						
12/10/2024 00:00:00						
13/10/2024 00:00:00							
14/10/2024 00:00:00							
15/10/2024 00:00:00							
16/10/2024 00:00:00	37.5	3264	3840	60	39.3	23.2%	31.4
17/10/2024 00:00:00	37.4	4225	4971	60	39.1	23.5%	30.9
18/10/2024 00:00:00	37.5	4002	4708	60	39.0	24.0%	31.3
19/10/2024 00:00:00	37.8	4278	5033	65	39.2	25.3%	31.5
20/10/2024 00:00:00	37.9	3428	4033	60	39.3	25.2%	31.5
21/10/2024 00:00:00	38.3	2536	2984	70	39.4	28.2%	32.2
22/10/2024 00:00:00	37.3	3598	4233	60	38.9	23.1%	31.3
23/10/2024 00:00:00	37.7	3710	4365	65	39.2	24.8%	31.5
24/10/2024 00:00:00	37.5	3893	4580	55	39.0	24.1%	31.4
25/10/2024 00:00:00	37.9	3873	4556	65	39.3	25.5%	31.6
26/10/2024 00:00:00	37.6	4058	4774	65	39.2	24.1%	31.5
27/10/2024 00:00:00	38.2	3429	4034	70	39.2	27.8%	31.9
28/10/2024 00:00:00	38.4	2714	3193	65	39.4	28.6%	32.1
29/10/2024 00:00:00	37.7	3272	3850	65	39.3	24.3%	31.4
30/10/2024 00:00:00	**No Data**						
31/10/2024 00:00:00	**No Data**						
01/11/2024 00:00:00							
02/11/2024 00:00:00							
03/11/2024 00:00:00							
04/11/2024 00:00:00							
05/11/2024 00:00:00							
06/11/2024 00:00:00							
07/11/2024 00:00:00							
08/11/2024 00:00:00							
09/11/2024 00:00:00							
10/11/2024 00:00:00							
11/11/2024 00:00:00							
12/11/2024 00:00:00							
13/11/2024 00:00:00							
13/11/2024 15:59:59	0.0	0	0	0	0.0	0.0%	0.0

Incoming Weekly Counts
Knoll Lane facing TBL Oct 24

from Mon-Oct-07-2024-02-00-PM to Wed-Nov-13-2024-03-59-PM

	07/10/2024	to	13/10/2024							
	Monday	Tuesday	Wednesday	Thursday	Friday	Saturday	Sunday	Week	Weekend	Week Day 85%
Hour	07/10/2024	08/10/2024	09/10/2024	10/10/2024	11/10/2024	12/10/2024	13/10/2024	Day Avg	Avg	Avg Speed
0 - 1	*	16	0	0	0	0	0	4	0	39.4
1 - 2	*	10	0	0	0	0	0	2.5	0	38.3
2 - 3	*	6	0	0	0	0	0	1.5	0	40
3 - 4	*	13	0	0	0	0	0	3.25	0	46.7
4 - 5	*	11	0	0	0	0	0	2.75	0	37.5
5 - 6	*	14	0	0	0	0	0	3.5	0	39
6 - 7	*	0	0	0	0	0	0	0	0	0
7 - 8	*	0	0	0	0	0	0	0	0	0
8 - 9	*	0	0	0	0	0	0	0	0	0
9 - 10	*	0	0	0	0	0	0	0	0	0
10 - 11	*	0	0	0	0	0	0	0	0	0
11 - 12	*	0	0	0	0	0	0	0	0	0
12 - 13	*	0	0	0	0	0	0	0	0	0
13 - 14	*	0	0	0	0	0	0	0	0	0
14 - 15	175	0	0	0	0	0	0	35	0	38.2
15 - 16	432	0	0	0	0	0	0	86.4	0	37.9
16 - 17	441	0	0	0	0	0	0	88.2	0	36.6
17 - 18	472	0	0	0	0	0	0	94.4	0	37.4
18 - 19	381	0	0	0	0	0	0	76.2	0	36.4
19 - 20	250	0	0	0	0	0	0	50	0	35
20 - 21	218	0	0	0	0	0	0	43.6	0	34.8
21 - 22	142	0	0	0	0	0	0	28.4	0	38
22 - 23	75	0	0	0	0	0	0	15	0	40.6
23 - 24	35	0	0	0	0	0	0	7	0	40.8
Totals	2621	70	0	0	0	0	0			
% of Total	97.4%	2.6%	0%	0%	0%	0%	0%			

Incoming Weekly Counts
Knoll Lane facing TBL Oct 24

from Mon-Oct-07-2024-02-00-PM to Wed-Nov-13-2024-03-59-PM

	14/10/2024	to	20/10/2024							
	Monday	Tuesday	Wednesday	Thursday	Friday	Saturday	Sunday	Week	Weekend	Week Day 85%
Hour	14/10/2024	15/10/2024	16/10/2024	17/10/2024	18/10/2024	19/10/2024	20/10/2024	Day Avg	Avg	Avg Speed
0 - 1	0	0	13	26	26	36	47	13	41.5	41.27
1 - 2	0	0	19	11	6	30	22	7.2	26	37.93
2 - 3	0	0	6	5	12	12	15	4.6	13.5	41.67
3 - 4	0	0	8	10	9	12	12	5.4	12	42.77
4 - 5	0	0	15	10	12	9	5	7.4	7	39.73
5 - 6	0	0	40	43	38	16	10	24.2	13	42.43
6 - 7	0	0	90	85	81	34	22	51.2	28	38.9
7 - 8	0	0	243	210	199	74	39	130.4	56.5	37.83
8 - 9	0	0	408	353	336	157	61	219.4	109	37.37
9 - 10	0	64	257	281	286	223	154	177.6	188.5	37.42
10 - 11	0	219	244	242	231	272	222	187.2	247	37.78
11 - 12	0	263	233	217	241	293	255	190.8	274	37.45
12 - 13	0	253	244	240	264	313	272	200.2	292.5	37.72
13 - 14	0	278	246	267	288	339	266	215.8	302.5	38.17
14 - 15	0	290	337	283	359	357	261	253.8	309	37.82
15 - 16	0	429	480	445	493	281	259	369.4	270	37.55
16 - 17	0	472	447	396	458	311	238	354.6	274.5	37.5
17 - 18	0	483	466	437	476	312	173	372.4	242.5	36.83
18 - 19	0	384	400	367	391	268	201	308.4	234.5	35.75
19 - 20	0	261	241	277	282	209	152	212.2	180.5	36.5
20 - 21	0	203	254	226	207	158	121	178	139.5	36.1
21 - 22	0	118	131	137	146	117	83	106.4	100	37.45
22 - 23	0	88	101	94	125	117	62	81.6	89.5	38.48
23 - 24	0	35	48	46	67	83	32	39.2	57.5	40.25
Totals	0	3840	4971	4708	5033	4033	2984			
% of Total	0%	15.02%	19.44%	18.41%	19.68%	15.77%	11.67%			

Incoming Weekly Counts
Knoll Lane facing TBL Oct 24

from Mon-Oct-07-2024-02-00-PM to Wed-Nov-13-2024-03-59-PM

	21/10/2024	to	27/10/2024							
	Monday	Tuesday	Wednesday	Thursday	Friday	Saturday	Sunday	Week	Weekend	Week Day 85%
Hour	21/10/2024	22/10/2024	23/10/2024	24/10/2024	25/10/2024	26/10/2024	27/10/2024	Day Avg	Avg	Avg Speed
0 - 1	17	24	25	30	26	44	49	24.4	46.5	38.92
1 - 2	7	12	14	19	12	14	26	12.8	20	40.5
2 - 3	8	9	10	10	3	7	13	8	10	39.34
3 - 4	13	8	9	9	8	14	20	9.4	17	45.26
4 - 5	5	7	8	9	14	8	10	8.6	9	41.66
5 - 6	36	31	39	34	42	20	12	36.4	16	42.06
6 - 7	74	76	75	76	63	34	16	72.8	25	39.12
7 - 8	201	190	197	174	163	58	23	185	40.5	38.3
8 - 9	315	289	345	288	285	138	46	304.4	92	37.74
9 - 10	241	203	234	237	276	230	111	238.2	170.5	38.08
10 - 11	209	188	207	248	260	247	169	222.4	208	37.84
11 - 12	215	252	236	210	289	284	217	240.4	250.5	37.52
12 - 13	229	240	255	251	256	355	263	246.2	309	37.86
13 - 14	257	238	241	265	315	321	347	263.2	334	37.7
14 - 15	327	324	334	328	329	337	302	328.4	319.5	37.6
15 - 16	405	404	423	423	441	316	241	419.2	278.5	37.24
16 - 17	384	390	370	398	392	323	259	386.8	291	37.1
17 - 18	393	432	438	438	424	298	260	425	279	36.86
18 - 19	300	389	400	398	360	291	221	369.4	256	35.42
19 - 20	232	238	274	216	291	205	182	250.2	193.5	36.76
20 - 21	145	171	173	188	191	170	132	173.6	151	37.76
21 - 22	101	101	121	150	138	119	126	122.2	122.5	38.4
22 - 23	88	111	112	101	126	106	85	107.6	95.5	37.72
23 - 24	31	38	40	56	70	95	63	47	79	39.98
Totals	4233	4365	4580	4556	4774	4034	3193			
% of Total	14.24%	14.68%	15.4%	15.32%	16.06%	13.57%	10.74%			

Incoming Weekly Counts
Knoll Lane facing TBL Oct 24

from Mon-Oct-07-2024-02-00-PM to Wed-Nov-13-2024-03-59-PM

	28/10/2024	to	03/11/2024							
	Monday	Tuesday	Wednesday	Thursday	Friday	Saturday	Sunday	Week	Weekend	Week Day 85%
Hour	28/10/2024	29/10/2024	30/10/2024	31/10/2024	01/11/2024	02/11/2024	03/11/2024	Day Avg	Avg	Avg Speed
0 - 1	30	0	0	0	0	0	0	6	0	40
1 - 2	15	0	0	0	0	0	0	3	0	42.5
2 - 3	11	0	0	0	0	0	0	2.2	0	35
3 - 4	5	0	0	0	0	0	0	1	0	45
4 - 5	12	0	0	0	0	0	0	2.4	0	35
5 - 6	6	0	0	0	0	0	0	1.2	0	47.5
6 - 7	31	0	0	0	0	0	0	6.2	0	45.8
7 - 8	72	0	0	0	0	0	0	14.4	0	40.7
8 - 9	157	0	0	0	0	0	0	31.4	0	39.9
9 - 10	195	0	0	0	0	0	0	39	0	39.2
10 - 11	179	0	0	0	0	0	0	35.8	0	38
11 - 12	259	0	0	0	0	0	0	51.8	0	37
12 - 13	238	0	0	0	0	0	0	47.6	0	38.2
13 - 14	258	0	0	0	0	0	0	51.6	0	37.3
14 - 15	254	0	0	0	0	0	0	50.8	0	38
15 - 16	260	0	0	0	0	0	0	52	0	37.8
16 - 17	307	0	0	0	0	0	0	61.4	0	37.6
17 - 18	333	0	0	0	0	0	0	66.6	0	36.6
18 - 19	410	0	0	0	0	0	0	82	0	34.2
19 - 20	326	0	0	0	0	0	0	65.2	0	35.1
20 - 21	192	0	0	0	0	0	0	38.4	0	37.4
21 - 22	164	0	0	0	0	0	0	32.8	0	36.9
22 - 23	113	0	0	0	0	0	0	22.6	0	40.9
23 - 24	23	0	0	0	0	0	0	4.6	0	36.2
Totals	3850	0	0	0	0	0	0			
% of Total	100%	0%	0%	0%	0%	0%	0%			

Incoming Weekly Counts
 Knoll Lane facing TBL Oct 24

from Mon-Oct-07-2024-02-00-PM to Wed-Nov-13-2024-03-59-PM

	04/11/2024	to	10/11/2024							
	Monday	Tuesday	Wednesday	Thursday	Friday	Saturday	Sunday	Week	Weekend	Week Day 85%
Hour	04/11/2024	05/11/2024	06/11/2024	07/11/2024	08/11/2024	09/11/2024	10/11/2024	Day Avg	Avg	Avg Speed
0 - 1	0	0	0	0	0	0	0	0	0	0
1 - 2	0	0	0	0	0	0	0	0	0	0
2 - 3	0	0	0	0	0	0	0	0	0	0
3 - 4	0	0	0	0	0	0	0	0	0	0
4 - 5	0	0	0	0	0	0	0	0	0	0
5 - 6	0	0	0	0	0	0	0	0	0	0
6 - 7	0	0	0	0	0	0	0	0	0	0
7 - 8	0	0	0	0	0	0	0	0	0	0
8 - 9	0	0	0	0	0	0	0	0	0	0
9 - 10	0	0	0	0	0	0	0	0	0	0
10 - 11	0	0	0	0	0	0	0	0	0	0
11 - 12	0	0	0	0	0	0	0	0	0	0
12 - 13	0	0	0	0	0	0	0	0	0	0
13 - 14	0	0	0	0	0	0	0	0	0	0
14 - 15	0	0	0	0	0	0	0	0	0	0
15 - 16	0	0	0	0	0	0	0	0	0	0
16 - 17	0	0	0	0	0	0	0	0	0	0
17 - 18	0	0	0	0	0	0	0	0	0	0
18 - 19	0	0	0	0	0	0	0	0	0	0
19 - 20	0	0	0	0	0	0	0	0	0	0
20 - 21	0	0	0	0	0	0	0	0	0	0
21 - 22	0	0	0	0	0	0	0	0	0	0
22 - 23	0	0	0	0	0	0	0	0	0	0
23 - 24	0	0	0	0	0	0	0	0	0	0
Totals	0	0	0	0	0	0	0			
% of Total	0%	0%	0%	0%	0%	0%	0%			

Incoming Weekly Counts
Knoll Lane facing TBL Oct 24

from Mon-Oct-07-2024-02-00-PM to Wed-Nov-13-2024-03-59-PM

	11/11/2024	to	17/11/2024							
	Monday	Tuesday	Wednesday	Thursday	Friday	Saturday	Sunday	Week	Weekend	Week Day 85%
Hour	11/11/2024	12/11/2024	13/11/2024	14/11/2024	15/11/2024	16/11/2024	17/11/2024	Day Avg	Avg	Avg Speed
0 - 1	0	0	0	*	*	*	*	0	0	0
1 - 2	0	0	0	*	*	*	*	0	0	0
2 - 3	0	0	0	*	*	*	*	0	0	0
3 - 4	0	0	0	*	*	*	*	0	0	0
4 - 5	0	0	0	*	*	*	*	0	0	0
5 - 6	0	0	0	*	*	*	*	0	0	0
6 - 7	0	0	0	*	*	*	*	0	0	0
7 - 8	0	0	0	*	*	*	*	0	0	0
8 - 9	0	0	0	*	*	*	*	0	0	0
9 - 10	0	0	0	*	*	*	*	0	0	0
10 - 11	0	0	0	*	*	*	*	0	0	0
11 - 12	0	0	0	*	*	*	*	0	0	0
12 - 13	0	0	0	*	*	*	*	0	0	0
13 - 14	0	0	0	*	*	*	*	0	0	0
14 - 15	0	0	0	*	*	*	*	0	0	0
15 - 16	0	0	0	*	*	*	*	0	0	0
16 - 17	0	0	*	*	*	*	*	0	0	0
17 - 18	0	0	*	*	*	*	*	0	0	0
18 - 19	0	0	*	*	*	*	*	0	0	0
19 - 20	0	0	*	*	*	*	*	0	0	0
20 - 21	0	0	*	*	*	*	*	0	0	0
21 - 22	0	0	*	*	*	*	*	0	0	0
22 - 23	0	0	*	*	*	*	*	0	0	0
23 - 24	0	0	*	*	*	*	*	0	0	0
Totals	0	0	0	0	0	0	0			
% of Total	0%	0%	0%	0%	0%	0%	0%			

Incoming Monthly Counts
Knoll Lane facing TBL Oct 24

from Mon-Oct-07-2024-02-00-PM to Wed-Nov-13-2024-03-59-PM

	Oct 2024									
Hour	Monday	Tuesday	Wednesday	Thursday	Friday	Saturday	Sunday	Week Day Avg	Weekend Avg	Week Day 85% Avg Speed
0 - 1	47	40	38	56	52	80	96	46.6	88	39.58
1 - 2	22	22	33	30	18	44	48	25	46	41.1
2 - 3	19	15	16	15	15	19	28	16	23.5	41.82
3 - 4	18	21	17	19	17	26	32	18.4	29	43.9
4 - 5	17	18	23	19	26	17	15	20.6	16	39.92
5 - 6	42	45	79	77	80	36	22	64.6	29	42.08
6 - 7	105	76	165	161	144	68	38	130.2	53	39.32
7 - 8	273	190	440	384	362	132	62	329.8	97	38.34
8 - 9	472	289	753	641	621	295	107	555.2	201	37.8
9 - 10	436	267	491	518	562	453	265	454.8	359	38.16
10 - 11	388	407	451	490	491	519	391	445.4	455	37.84
11 - 12	474	515	469	427	530	577	472	483	524.5	37.5
12 - 13	467	493	499	491	520	668	535	494	601.5	37.82
13 - 14	515	516	487	532	603	660	613	530.6	636.5	37.88
14 - 15	756	614	671	611	688	694	563	668	628.5	37.76
15 - 16	1097	833	903	868	934	597	500	927	548.5	37.44
16 - 17	1132	862	817	794	850	634	497	891	565.5	37.28
17 - 18	1198	915	904	875	900	610	433	958.4	521.5	36.88
18 - 19	1091	773	800	765	751	559	422	836	490.5	35.44
19 - 20	808	499	515	493	573	414	334	577.6	374	36.5
20 - 21	555	374	427	414	398	328	253	433.6	290.5	36.86
21 - 22	407	219	252	287	284	236	209	289.8	222.5	37.88
22 - 23	276	199	213	195	251	223	147	226.8	185	38.52
23 - 24	89	73	88	102	137	178	95	97.8	136.5	39.98
Totals	10704	8275	9551	9264	9807	8067	6177			
% of Total	17.31%	13.38%	15.44%	14.98%	15.86%	13.04%	9.99%			

Incoming Monthly Counts
Knoll Lane facing TBL Oct 24

from Mon-Oct-07-2024-02-00-PM to Wed-Nov-13-2024-03-59-PM

	Nov 2024									
Hour	Monday	Tuesday	Wednesday	Thursday	Friday	Saturday	Sunday	Week Day Avg	Weekend Avg	Week Day 85% Avg Speed
0 - 1	0	0	0	0	0	0	0	0	0	0
1 - 2	0	0	0	0	0	0	0	0	0	0
2 - 3	0	0	0	0	0	0	0	0	0	0
3 - 4	0	0	0	0	0	0	0	0	0	0
4 - 5	0	0	0	0	0	0	0	0	0	0
5 - 6	0	0	0	0	0	0	0	0	0	0
6 - 7	0	0	0	0	0	0	0	0	0	0
7 - 8	0	0	0	0	0	0	0	0	0	0
8 - 9	0	0	0	0	0	0	0	0	0	0
9 - 10	0	0	0	0	0	0	0	0	0	0
10 - 11	0	0	0	0	0	0	0	0	0	0
11 - 12	0	0	0	0	0	0	0	0	0	0
12 - 13	0	0	0	0	0	0	0	0	0	0
13 - 14	0	0	0	0	0	0	0	0	0	0
14 - 15	0	0	0	0	0	0	0	0	0	0
15 - 16	0	0	0	0	0	0	0	0	0	0
16 - 17	0	0	0	0	0	0	0	0	0	0
17 - 18	0	0	0	0	0	0	0	0	0	0
18 - 19	0	0	0	0	0	0	0	0	0	0
19 - 20	0	0	0	0	0	0	0	0	0	0
20 - 21	0	0	0	0	0	0	0	0	0	0
21 - 22	0	0	0	0	0	0	0	0	0	0
22 - 23	0	0	0	0	0	0	0	0	0	0
23 - 24	0	0	0	0	0	0	0	0	0	0
Totals	0	0	0	0	0	0	0			
% of Total	0%	0%	0%	0%	0%	0%	0%			

Incoming Weekly Speeds
Knoll Lane facing TBL Oct 24

from Mon-Oct-07-2024-02-00-PM to Wed-Nov-13-2024-03-59-PM

	07/10/2024	to	13/10/2024							
	Monday	Tuesday	Wednesday	Thursday	Friday	Saturday	Sunday	Week	Weekend	Week Day 85%
Hour	07/10/2024	08/10/2024	09/10/2024	10/10/2024	11/10/2024	12/10/2024	13/10/2024	Day Avg	Avg	Avg Speed
0 - 1	*	34.56	0	0	0	0	0	34.56	0	39.4
1 - 2	*	33.3	0	0	0	0	0	33.3	0	38.3
2 - 3	*	33.67	0	0	0	0	0	33.67	0	40
3 - 4	*	36.69	0	0	0	0	0	36.69	0	46.7
4 - 5	*	31.18	0	0	0	0	0	31.18	0	37.5
5 - 6	*	33.57	0	0	0	0	0	33.57	0	39
6 - 7	*	0	0	0	0	0	0	0	0	0
7 - 8	*	0	0	0	0	0	0	0	0	0
8 - 9	*	0	0	0	0	0	0	0	0	0
9 - 10	*	0	0	0	0	0	0	0	0	0
10 - 11	*	0	0	0	0	0	0	0	0	0
11 - 12	*	0	0	0	0	0	0	0	0	0
12 - 13	*	0	0	0	0	0	0	0	0	0
13 - 14	*	0	0	0	0	0	0	0	0	0
14 - 15	31.75	0	0	0	0	0	0	31.75	0	38.2
15 - 16	31.78	0	0	0	0	0	0	31.78	0	37.9
16 - 17	30.25	0	0	0	0	0	0	30.25	0	36.6
17 - 18	30.46	0	0	0	0	0	0	30.46	0	37.4
18 - 19	29.93	0	0	0	0	0	0	29.93	0	36.4
19 - 20	28.82	0	0	0	0	0	0	28.82	0	35
20 - 21	23	0	0	0	0	0	0	23	0	34.8
21 - 22	30.46	0	0	0	0	0	0	30.46	0	38
22 - 23	31.89	0	0	0	0	0	0	31.89	0	40.6
23 - 24	34.11	0	0	0	0	0	0	34.11	0	40.8
Totals	30	34	0	0	0	0	0			
% of Total	46.88%	53.12%	0%	0%	0%	0%	0%			

Incoming Weekly Speeds
Knoll Lane facing TBL Oct 24

from Mon-Oct-07-2024-02-00-PM to Wed-Nov-13-2024-03-59-PM

	14/10/2024	to	20/10/2024							
	Monday	Tuesday	Wednesday	Thursday	Friday	Saturday	Sunday	Week	Weekend	Week Day 85%
Hour	14/10/2024	15/10/2024	16/10/2024	17/10/2024	18/10/2024	19/10/2024	20/10/2024	Day Avg	Avg	Avg Speed
0 - 1	0	0	33	34.27	33.85	33.19	32.06	33.85	32.55	41.27
1 - 2	0	0	31.63	33.36	29.5	34	33.77	31.81	33.9	37.93
2 - 3	0	0	32	35	35.33	33.08	35.4	34.39	34.37	41.67
3 - 4	0	0	33.25	39.6	37.78	31.83	36.33	37.11	34.08	42.77
4 - 5	0	0	34.4	32.1	35.42	35.89	30.2	34.11	33.86	39.73
5 - 6	0	0	34.62	34.35	35.45	35.62	36.5	34.79	35.96	42.43
6 - 7	0	0	33.2	33.98	32.73	33.26	36.55	33.31	34.55	38.9
7 - 8	0	0	32.05	31.18	32.09	30.96	35.85	31.78	32.65	37.83
8 - 9	0	0	31.57	31.73	31.71	29.62	35.98	31.67	31.4	37.37
9 - 10	0	30.84	31.91	32.06	32.15	32.87	33.75	31.96	33.23	37.42
10 - 11	0	32.73	31.8	30.89	32.07	31.22	30.51	31.85	30.9	37.78
11 - 12	0	30.67	31.58	31.81	32.39	30.47	31.06	31.58	30.74	37.45
12 - 13	0	30.92	31.34	32.09	31.51	31.57	31.49	31.46	31.53	37.72
13 - 14	0	31.99	32.28	31.91	31.7	31.64	31.87	31.96	31.74	38.17
14 - 15	0	32.09	32.1	31.81	31.94	31.87	31.49	31.99	31.71	37.82
15 - 16	0	31.18	31.96	31.9	31.45	32.2	32.22	31.63	32.21	37.55
16 - 17	0	31.57	30.59	30.89	31.23	32.21	32.8	31.08	32.47	37.5
17 - 18	0	30.59	30.26	30.37	30.34	30.97	32.77	30.39	31.61	36.83
18 - 19	0	30.95	29.82	30.03	30.19	30.03	31.91	30.24	30.84	35.75
19 - 20	0	31.11	30.68	28.93	30.49	30.89	32.14	30.28	31.42	36.5
20 - 21	0	31.16	20.7	30.55	31.34	31.42	32	28.06	31.67	36.1
21 - 22	0	31.77	31.53	31.17	31.36	32.21	32.43	31.44	32.3	37.45
22 - 23	0	32.8	33.16	32.2	30.92	31.74	32	32.17	31.83	38.48
23 - 24	0	35.29	29.71	32.7	33.84	32.92	32.66	32.82	32.84	40.25
Totals	0	31.4	30.9	31.3	31.5	31.5	32.2			
% of Total	0%	16.63%	16.37%	16.58%	16.68%	16.68%	17.06%			

Incoming Weekly Speeds
Knoll Lane facing TBL Oct 24

from Mon-Oct-07-2024-02-00-PM to Wed-Nov-13-2024-03-59-PM

	21/10/2024	to	27/10/2024							
	Monday	Tuesday	Wednesday	Thursday	Friday	Saturday	Sunday	Week	Weekend	Week Day 85%
Hour	21/10/2024	22/10/2024	23/10/2024	24/10/2024	25/10/2024	26/10/2024	27/10/2024	Day Avg	Avg	Avg Speed
0 - 1	33.88	33.75	31.8	35.03	31.31	33.11	34.65	33.16	33.92	38.92
1 - 2	33.43	29.75	33.29	36.95	38	31.43	31.5	34.61	31.48	40.5
2 - 3	34.5	33.33	33.5	33	32.33	34.86	33.08	33.45	33.7	39.34
3 - 4	33.15	35.75	38.11	33.22	40.12	32.79	33.1	35.74	32.97	45.26
4 - 5	36	29.29	34.62	30.89	33.64	32	34.1	32.81	33.17	41.66
5 - 6	33.36	35.61	34.13	35	35.05	34.4	37.08	34.6	35.41	42.06
6 - 7	32.36	33.87	32.77	33.17	32.9	34.62	32.44	33.02	33.92	39.12
7 - 8	31.76	32.82	31.43	32.68	33.15	33.95	33.87	32.32	33.93	38.3
8 - 9	31.92	32.27	30.95	31.84	32.29	32.58	36.02	31.82	33.44	37.74
9 - 10	30.95	32.42	31.99	32.81	32.59	32.53	33.8	32.15	32.94	38.08
10 - 11	31.31	32.17	32.12	32.09	31.25	32.87	33.89	31.77	33.28	37.84
11 - 12	31.33	31.31	31.77	32.16	30.91	32.03	31.67	31.46	31.87	37.52
12 - 13	31.61	31.73	31.18	31.66	31.97	31.11	33.35	31.63	32.06	37.86
13 - 14	30.82	31.43	31.12	32.36	31.5	32.1	31.7	31.46	31.89	37.7
14 - 15	31.76	31.05	31.64	31.84	31.68	31.51	31.93	31.6	31.71	37.6
15 - 16	30.51	32.06	31.36	31.27	31.06	32.16	33.51	31.25	32.74	37.24
16 - 17	30.57	31.28	31.54	31.22	30.95	31.75	31.66	31.11	31.71	37.1
17 - 18	30.7	30.63	30.65	30.33	30.29	31.89	31.2	30.52	31.57	36.86
18 - 19	30.17	29.6	29.79	29.96	30.8	30.92	30.37	30.04	30.68	35.42
19 - 20	30.72	30.87	30.64	31.2	30.62	31.26	30.45	30.79	30.88	36.76
20 - 21	32.37	31.02	31.74	31.67	31.68	31.11	31.54	31.67	31.3	37.76
21 - 22	32.76	31.61	32.64	31.59	32.38	31.15	31.4	32.17	31.28	38.4
22 - 23	32.44	30.72	32.49	31.79	31.6	31.95	32.72	31.78	32.29	37.72
23 - 24	34.94	33.21	33.58	32.7	33.16	33.79	31.67	33.36	32.94	39.98
Totals	31.3	31.5	31.4	31.6	31.5	31.9	32.2			
% of Total	14.14%	14.23%	14.18%	14.27%	14.23%	14.41%	14.54%			

Incoming Weekly Speeds
Knoll Lane facing TBL Oct 24

from Mon-Oct-07-2024-02-00-PM to Wed-Nov-13-2024-03-59-PM

	28/10/2024	to	03/11/2024							
	Monday	Tuesday	Wednesday	Thursday	Friday	Saturday	Sunday	Week	Weekend	Week Day 85%
Hour	28/10/2024	29/10/2024	30/10/2024	31/10/2024	01/11/2024	02/11/2024	03/11/2024	Day Avg	Avg	Avg Speed
0 - 1	32.53	0	0	0	0	0	0	32.53	0	40
1 - 2	35.2	0	0	0	0	0	0	35.2	0	42.5
2 - 3	29.82	0	0	0	0	0	0	29.82	0	35
3 - 4	37	0	0	0	0	0	0	37	0	45
4 - 5	32.25	0	0	0	0	0	0	32.25	0	35
5 - 6	37.17	0	0	0	0	0	0	37.17	0	47.5
6 - 7	36.68	0	0	0	0	0	0	36.68	0	45.8
7 - 8	34	0	0	0	0	0	0	34	0	40.7
8 - 9	33.43	0	0	0	0	0	0	33.43	0	39.9
9 - 10	32.87	0	0	0	0	0	0	32.87	0	39.2
10 - 11	31.84	0	0	0	0	0	0	31.84	0	38
11 - 12	31.19	0	0	0	0	0	0	31.19	0	37
12 - 13	31.74	0	0	0	0	0	0	31.74	0	38.2
13 - 14	31.08	0	0	0	0	0	0	31.08	0	37.3
14 - 15	31.84	0	0	0	0	0	0	31.84	0	38
15 - 16	31.65	0	0	0	0	0	0	31.65	0	37.8
16 - 17	31.25	0	0	0	0	0	0	31.25	0	37.6
17 - 18	31.26	0	0	0	0	0	0	31.26	0	36.6
18 - 19	29.41	0	0	0	0	0	0	29.41	0	34.2
19 - 20	29.7	0	0	0	0	0	0	29.7	0	35.1
20 - 21	31.25	0	0	0	0	0	0	31.25	0	37.4
21 - 22	31.52	0	0	0	0	0	0	31.52	0	36.9
22 - 23	33.76	0	0	0	0	0	0	33.76	0	40.9
23 - 24	30.43	0	0	0	0	0	0	30.43	0	36.2
Totals	31.4	0	0	0	0	0	0			
% of Total	100%	0%	0%	0%	0%	0%	0%			

Incoming Weekly Speeds
Knoll Lane facing TBL Oct 24

from Mon-Oct-07-2024-02-00-PM to Wed-Nov-13-2024-03-59-PM

	04/11/2024	to	10/11/2024							
	Monday	Tuesday	Wednesday	Thursday	Friday	Saturday	Sunday	Week	Weekend	Week Day 85%
Hour	04/11/2024	05/11/2024	06/11/2024	07/11/2024	08/11/2024	09/11/2024	10/11/2024	Day Avg	Avg	Avg Speed
0 - 1	0	0	0	0	0	0	0	0	0	0
1 - 2	0	0	0	0	0	0	0	0	0	0
2 - 3	0	0	0	0	0	0	0	0	0	0
3 - 4	0	0	0	0	0	0	0	0	0	0
4 - 5	0	0	0	0	0	0	0	0	0	0
5 - 6	0	0	0	0	0	0	0	0	0	0
6 - 7	0	0	0	0	0	0	0	0	0	0
7 - 8	0	0	0	0	0	0	0	0	0	0
8 - 9	0	0	0	0	0	0	0	0	0	0
9 - 10	0	0	0	0	0	0	0	0	0	0
10 - 11	0	0	0	0	0	0	0	0	0	0
11 - 12	0	0	0	0	0	0	0	0	0	0
12 - 13	0	0	0	0	0	0	0	0	0	0
13 - 14	0	0	0	0	0	0	0	0	0	0
14 - 15	0	0	0	0	0	0	0	0	0	0
15 - 16	0	0	0	0	0	0	0	0	0	0
16 - 17	0	0	0	0	0	0	0	0	0	0
17 - 18	0	0	0	0	0	0	0	0	0	0
18 - 19	0	0	0	0	0	0	0	0	0	0
19 - 20	0	0	0	0	0	0	0	0	0	0
20 - 21	0	0	0	0	0	0	0	0	0	0
21 - 22	0	0	0	0	0	0	0	0	0	0
22 - 23	0	0	0	0	0	0	0	0	0	0
23 - 24	0	0	0	0	0	0	0	0	0	0
Totals	0	0	0	0	0	0	0			
% of Total	0%	0%	0%	0%	0%	0%	0%			

Incoming Weekly Speeds
Knoll Lane facing TBL Oct 24

from Mon-Oct-07-2024-02-00-PM to Wed-Nov-13-2024-03-59-PM

	11/11/2024	to	17/11/2024							
	Monday	Tuesday	Wednesday	Thursday	Friday	Saturday	Sunday	Week	Weekend	Week Day 85%
Hour	11/11/2024	12/11/2024	13/11/2024	14/11/2024	15/11/2024	16/11/2024	17/11/2024	Day Avg	Avg	Avg Speed
0 - 1	0	0	0	*	*	*	*	*	*	0
1 - 2	0	0	0	*	*	*	*	*	*	0
2 - 3	0	0	0	*	*	*	*	*	*	0
3 - 4	0	0	0	*	*	*	*	*	*	0
4 - 5	0	0	0	*	*	*	*	*	*	0
5 - 6	0	0	0	*	*	*	*	*	*	0
6 - 7	0	0	0	*	*	*	*	*	*	0
7 - 8	0	0	0	*	*	*	*	*	*	0
8 - 9	0	0	0	*	*	*	*	*	*	0
9 - 10	0	0	0	*	*	*	*	*	*	0
10 - 11	0	0	0	*	*	*	*	*	*	0
11 - 12	0	0	0	*	*	*	*	*	*	0
12 - 13	0	0	0	*	*	*	*	*	*	0
13 - 14	0	0	0	*	*	*	*	*	*	0
14 - 15	0	0	0	*	*	*	*	*	*	0
15 - 16	0	0	0	*	*	*	*	*	*	0
16 - 17	0	0	*	*	*	*	*	*	*	0
17 - 18	0	0	*	*	*	*	*	*	*	0
18 - 19	0	0	*	*	*	*	*	*	*	0
19 - 20	0	0	*	*	*	*	*	*	*	0
20 - 21	0	0	*	*	*	*	*	*	*	0
21 - 22	0	0	*	*	*	*	*	*	*	0
22 - 23	0	0	*	*	*	*	*	*	*	0
23 - 24	0	0	*	*	*	*	*	*	*	0
Totals	0	0	0	0	0	0	0			
% of Total	0%	0%	0%	0%	0%	0%	0%			

Incoming Monthly Speeds
Knoll Lane facing TBL Oct 24

from Mon-Oct-07-2024-02-00-PM to Wed-Nov-13-2024-03-59-PM

	Oct 2024									
Hour	Monday	Tuesday	Wednesday	Thursday	Friday	Saturday	Sunday	Week Day Avg	Weekend Avg	Week Day 85% Avg Speed
0 - 1	33.02	34.08	32.21	34.68	32.58	33.15	33.39	33.37	33.28	39.58
1 - 2	34.64	31.36	32.33	35.63	35.17	33.18	32.54	33.77	32.85	41.1
2 - 3	31.79	33.47	32.94	33.67	34.73	33.74	34.32	33.24	34.09	41.82
3 - 4	34.22	36.33	35.82	36.58	38.88	32.35	34.31	36.35	33.43	43.9
4 - 5	33.35	30.44	34.48	31.53	34.46	34.06	32.8	33.04	33.47	39.92
5 - 6	33.9	34.98	34.38	34.64	35.24	34.94	36.82	34.67	35.66	42.08
6 - 7	33.64	33.87	33.01	33.6	32.81	33.94	34.82	33.31	34.25	39.32
7 - 8	32.35	32.82	31.77	31.86	32.56	32.27	35.11	32.18	33.18	38.34
8 - 9	32.42	32.27	31.29	31.78	31.98	31	36	31.85	32.33	37.8
9 - 10	31.81	32.04	31.95	32.4	32.36	32.7	33.77	32.14	33.09	38.16
10 - 11	31.55	32.47	31.94	31.5	31.64	32.01	31.97	31.81	31.99	37.84
11 - 12	31.25	30.98	31.67	31.98	31.58	31.24	31.34	31.48	31.28	37.5
12 - 13	31.67	31.32	31.25	31.87	31.74	31.33	32.4	31.57	31.8	37.82
13 - 14	30.95	31.73	31.71	32.14	31.6	31.86	31.77	31.63	31.82	37.88
14 - 15	31.78	31.54	31.87	31.83	31.82	31.7	31.72	31.77	31.71	37.76
15 - 16	31.28	31.61	31.68	31.59	31.26	32.18	32.85	31.47	32.48	37.44
16 - 17	30.63	31.44	31.02	31.05	31.1	31.98	32.21	31.02	32.08	37.28
17 - 18	30.76	30.61	30.45	30.35	30.32	31.42	31.82	30.51	31.59	36.88
18 - 19	29.8	30.27	29.81	29.99	30.48	30.49	31.1	30.04	30.76	35.44
19 - 20	29.72	31	30.66	29.92	30.55	31.07	31.22	30.31	31.14	36.5
20 - 21	28.3	31.1	25.17	31.06	31.5	31.26	31.76	29.28	31.48	36.86
21 - 22	31.46	31.7	32.06	31.39	31.86	31.67	31.81	31.66	31.74	37.88
22 - 23	32.83	31.64	32.81	31.99	31.26	31.84	32.41	32.13	32.07	38.52
23 - 24	33.45	34.21	31.47	32.7	33.49	33.38	32	33.06	32.9	39.98
Totals	31	31.4	31.1	31.5	31.5	31.7	32.2			
% of Total	14.07%	14.25%	14.11%	14.29%	14.29%	14.38%	14.61%			

Incoming Monthly Speeds
 Knoll Lane facing TBL Oct 24

from Mon-Oct-07-2024-02-00-PM to Wed-Nov-13-2024-03-59-PM

	Nov 2024									
Hour	Monday	Tuesday	Wednesday	Thursday	Friday	Saturday	Sunday	Week Day Avg	Weekend Avg	Week Day 85% Avg Speed
0 - 1	0	0	0	0	0	0	0	0	0	0
1 - 2	0	0	0	0	0	0	0	0	0	0
2 - 3	0	0	0	0	0	0	0	0	0	0
3 - 4	0	0	0	0	0	0	0	0	0	0
4 - 5	0	0	0	0	0	0	0	0	0	0
5 - 6	0	0	0	0	0	0	0	0	0	0
6 - 7	0	0	0	0	0	0	0	0	0	0
7 - 8	0	0	0	0	0	0	0	0	0	0
8 - 9	0	0	0	0	0	0	0	0	0	0
9 - 10	0	0	0	0	0	0	0	0	0	0
10 - 11	0	0	0	0	0	0	0	0	0	0
11 - 12	0	0	0	0	0	0	0	0	0	0
12 - 13	0	0	0	0	0	0	0	0	0	0
13 - 14	0	0	0	0	0	0	0	0	0	0
14 - 15	0	0	0	0	0	0	0	0	0	0
15 - 16	0	0	0	0	0	0	0	0	0	0
16 - 17	0	0	0	0	0	0	0	0	0	0
17 - 18	0	0	0	0	0	0	0	0	0	0
18 - 19	0	0	0	0	0	0	0	0	0	0
19 - 20	0	0	0	0	0	0	0	0	0	0
20 - 21	0	0	0	0	0	0	0	0	0	0
21 - 22	0	0	0	0	0	0	0	0	0	0
22 - 23	0	0	0	0	0	0	0	0	0	0
23 - 24	0	0	0	0	0	0	0	0	0	0
Totals	0	0	0	0	0	0	0			
% of Total	0%	0%	0%	0%	0%	0%	0%			

Incoming Weekly EightyFifthSpeeds
Knoll Lane facing TBL Oct 24

from Mon-Oct-07-2024-02-00-PM to Wed-Nov-13-2024-03-59-PM

	07/10/2024	to	13/10/2024							
	Monday	Tuesday	Wednesday	Thursday	Friday	Saturday	Sunday	Week	Weekend	Week Day 85%
Hour	07/10/2024	08/10/2024	09/10/2024	10/10/2024	11/10/2024	12/10/2024	13/10/2024	Day Avg	Avg	Avg Speed
0 - 1	*	39.4	0	0	0	0	0	39.4	0	39.4
1 - 2	*	38.3	0	0	0	0	0	38.3	0	38.3
2 - 3	*	40	0	0	0	0	0	40	0	40
3 - 4	*	46.7	0	0	0	0	0	46.7	0	46.7
4 - 5	*	37.5	0	0	0	0	0	37.5	0	37.5
5 - 6	*	39	0	0	0	0	0	39	0	39
6 - 7	*	0	0	0	0	0	0	0	0	0
7 - 8	*	0	0	0	0	0	0	0	0	0
8 - 9	*	0	0	0	0	0	0	0	0	0
9 - 10	*	0	0	0	0	0	0	0	0	0
10 - 11	*	0	0	0	0	0	0	0	0	0
11 - 12	*	0	0	0	0	0	0	0	0	0
12 - 13	*	0	0	0	0	0	0	0	0	0
13 - 14	*	0	0	0	0	0	0	0	0	0
14 - 15	38.2	0	0	0	0	0	0	38.2	0	38.2
15 - 16	37.9	0	0	0	0	0	0	37.9	0	37.9
16 - 17	36.6	0	0	0	0	0	0	36.6	0	36.6
17 - 18	37.4	0	0	0	0	0	0	37.4	0	37.4
18 - 19	36.4	0	0	0	0	0	0	36.4	0	36.4
19 - 20	35	0	0	0	0	0	0	35	0	35
20 - 21	34.8	0	0	0	0	0	0	34.8	0	34.8
21 - 22	38	0	0	0	0	0	0	38	0	38
22 - 23	40.6	0	0	0	0	0	0	40.6	0	40.6
23 - 24	40.8	0	0	0	0	0	0	40.8	0	40.8
Totals	375.7	240.9	0	0	0	0	0			
% of Total	60.93%	39.07%	0%	0%	0%	0%	0%			

Incoming Weekly EightyFifthSpeeds
Knoll Lane facing TBL Oct 24

from Mon-Oct-07-2024-02-00-PM to Wed-Nov-13-2024-03-59-PM

	14/10/2024	to	20/10/2024							
	Monday	Tuesday	Wednesday	Thursday	Friday	Saturday	Sunday	Week	Weekend	Week Day 85%
Hour	14/10/2024	15/10/2024	16/10/2024	17/10/2024	18/10/2024	19/10/2024	20/10/2024	Day Avg	Avg	Avg Speed
0 - 1	0	0	38.3	43	42.5	40	38.6	41.27	39.3	41.27
1 - 2	0	0	40	40	33.8	43.3	39.4	37.93	41.35	37.93
2 - 3	0	0	40	40	45	35	45	41.67	40	41.67
3 - 4	0	0	40	45	43.3	35	41.7	42.77	38.35	42.77
4 - 5	0	0	42.5	36.7	40	47.5	35	39.73	41.25	39.73
5 - 6	0	0	42.1	41.4	43.8	43	40	42.43	41.5	42.43
6 - 7	0	0	38.5	39.1	39.1	41.2	43.8	38.9	42.5	38.9
7 - 8	0	0	38.3	37	38.2	37.9	43.1	37.83	40.5	37.83
8 - 9	0	0	37.1	37.8	37.2	38.5	43	37.37	40.75	37.37
9 - 10	0	35.8	38	37.9	38	38.7	39.8	37.42	39.25	37.42
10 - 11	0	38.5	37.4	37.2	38	37.8	38.3	37.78	38.05	37.78
11 - 12	0	36.2	36.7	38.4	38.5	37	37.8	37.45	37.4	37.45
12 - 13	0	36.5	37.8	38.4	38.2	37.6	36.8	37.72	37.2	37.72
13 - 14	0	38	38.4	38	38.3	38.3	37.8	38.17	38.05	38.17
14 - 15	0	37.8	38.3	37.6	37.6	37.7	37.3	37.82	37.5	37.82
15 - 16	0	37.1	37.9	37.4	37.8	38.2	37.7	37.55	37.95	37.55
16 - 17	0	37.9	37.7	37.1	37.3	38.3	37.9	37.5	38.1	37.5
17 - 18	0	36.8	36.6	36.8	37.1	36.4	39	36.83	37.7	36.83
18 - 19	0	36.9	34.9	35.3	35.9	36.1	37.5	35.75	36.8	35.75
19 - 20	0	37.1	37.2	34.9	36.8	36.8	37.4	36.5	37.1	36.5
20 - 21	0	37.8	32.7	36.8	37.1	36.8	39.1	36.1	37.95	36.1
21 - 22	0	37.7	36.5	37.4	38.2	38.6	38.2	37.45	38.4	37.45
22 - 23	0	39.1	39.3	38.6	36.9	37	37.9	38.48	37.45	38.48
23 - 24	0	43.8	38.3	39.5	39.4	38.4	41.2	40.25	39.8	40.25
Totals	0	567	914.5	921.3	928	925.1	943.3			
% of Total	0%	10.91%	17.59%	17.72%	17.85%	17.79%	18.14%			

Incoming Weekly EightyFifthSpeeds
Knoll Lane facing TBL Oct 24

from Mon-Oct-07-2024-02-00-PM to Wed-Nov-13-2024-03-59-PM

	21/10/2024	to	27/10/2024							
	Monday	Tuesday	Wednesday	Thursday	Friday	Saturday	Sunday	Week	Weekend	Week Day 85%
Hour	21/10/2024	22/10/2024	23/10/2024	24/10/2024	25/10/2024	26/10/2024	27/10/2024	Day Avg	Avg	Avg Speed
0 - 1	39.2	38.3	37.5	42.9	36.7	40	42.3	38.92	41.15	38.92
1 - 2	40	35	40	42.5	45	37.5	38.3	40.5	37.9	40.5
2 - 3	40	40	40	41.7	35	42.5	38.8	39.34	40.65	39.34
3 - 4	38.8	47.5	47.5	45	47.5	40	41.7	45.26	40.85	45.26
4 - 5	40	37.5	40	47.5	43.3	42.5	35	41.66	38.75	41.66
5 - 6	41	43	40	43	43.3	42.5	48.3	42.06	45.4	42.06
6 - 7	38	39.8	39.1	39.2	39.5	41.4	39	39.12	40.2	39.12
7 - 8	37.8	38.6	37.3	38.7	39.1	40	42	38.3	41	38.3
8 - 9	37.5	38	37.1	37.8	38.3	38.2	43.2	37.74	40.7	37.74
9 - 10	36.3	38.5	38.6	38.7	38.3	38.5	39.8	38.08	39.15	38.08
10 - 11	37.4	38.6	38.2	37.9	37.1	38.8	39.5	37.84	39.15	37.84
11 - 12	37.2	37.3	37.9	38.3	36.9	37.9	38.1	37.52	38	37.52
12 - 13	38.1	37.9	37.1	38.1	38.1	37.5	38.9	37.86	38.2	37.86
13 - 14	37	38	37.3	38.5	37.7	38.3	37.9	37.7	38.1	37.7
14 - 15	37.5	37.3	37.5	37.9	37.8	37.6	38.1	37.6	37.85	37.6
15 - 16	37.1	37.8	37.3	37.3	36.7	38.2	38.9	37.24	38.55	37.24
16 - 17	36.6	37.8	36.9	37.5	36.7	38.1	37.4	37.1	37.75	37.1
17 - 18	36.5	37.2	37.1	37	36.5	37.5	37.1	36.86	37.3	36.86
18 - 19	35.9	34.6	35.1	35.4	36.1	37.5	36.5	35.42	37	35.42
19 - 20	35	37	37.2	37.5	37.1	38.1	36.6	36.76	37.35	36.76
20 - 21	38.3	36.7	38.1	37.7	38	37.3	37.5	37.76	37.4	37.76
21 - 22	39	38.2	38.3	38	38.5	37.2	37.5	38.4	37.35	38.4
22 - 23	38.6	35.6	38.8	38	37.6	38.4	38.5	37.72	38.45	37.72
23 - 24	40	40	40	40.6	39.3	41.2	36.8	39.98	39	39.98
Totals	912.8	920.2	923.9	946.7	930.1	936.7	937.7			
% of Total	14.03%	14.14%	14.2%	14.55%	14.29%	14.39%	14.41%			

Incoming Weekly EightyFifthSpeeds
Knoll Lane facing TBL Oct 24

from Mon-Oct-07-2024-02-00-PM to Wed-Nov-13-2024-03-59-PM

	28/10/2024	to	03/11/2024							
	Monday	Tuesday	Wednesday	Thursday	Friday	Saturday	Sunday	Week	Weekend	Week Day 85%
Hour	28/10/2024	29/10/2024	30/10/2024	31/10/2024	01/11/2024	02/11/2024	03/11/2024	Day Avg	Avg	Avg Speed
0 - 1	40	0	0	0	0	0	0	40	0	40
1 - 2	42.5	0	0	0	0	0	0	42.5	0	42.5
2 - 3	35	0	0	0	0	0	0	35	0	35
3 - 4	45	0	0	0	0	0	0	45	0	45
4 - 5	35	0	0	0	0	0	0	35	0	35
5 - 6	47.5	0	0	0	0	0	0	47.5	0	47.5
6 - 7	45.8	0	0	0	0	0	0	45.8	0	45.8
7 - 8	40.7	0	0	0	0	0	0	40.7	0	40.7
8 - 9	39.9	0	0	0	0	0	0	39.9	0	39.9
9 - 10	39.2	0	0	0	0	0	0	39.2	0	39.2
10 - 11	38	0	0	0	0	0	0	38	0	38
11 - 12	37	0	0	0	0	0	0	37	0	37
12 - 13	38.2	0	0	0	0	0	0	38.2	0	38.2
13 - 14	37.3	0	0	0	0	0	0	37.3	0	37.3
14 - 15	38	0	0	0	0	0	0	38	0	38
15 - 16	37.8	0	0	0	0	0	0	37.8	0	37.8
16 - 17	37.6	0	0	0	0	0	0	37.6	0	37.6
17 - 18	36.6	0	0	0	0	0	0	36.6	0	36.6
18 - 19	34.2	0	0	0	0	0	0	34.2	0	34.2
19 - 20	35.1	0	0	0	0	0	0	35.1	0	35.1
20 - 21	37.4	0	0	0	0	0	0	37.4	0	37.4
21 - 22	36.9	0	0	0	0	0	0	36.9	0	36.9
22 - 23	40.9	0	0	0	0	0	0	40.9	0	40.9
23 - 24	36.2	0	0	0	0	0	0	36.2	0	36.2
Totals	931.8	0	0	0	0	0	0			
% of Total	100%	0%	0%	0%	0%	0%	0%			

Incoming Weekly EightyFifthSpeeds
Knoll Lane facing TBL Oct 24

from Mon-Oct-07-2024-02-00-PM to Wed-Nov-13-2024-03-59-PM

	04/11/2024	to	10/11/2024							
	Monday	Tuesday	Wednesday	Thursday	Friday	Saturday	Sunday	Week	Weekend	Week Day 85%
Hour	04/11/2024	05/11/2024	06/11/2024	07/11/2024	08/11/2024	09/11/2024	10/11/2024	Day Avg	Avg	Avg Speed
0 - 1	0	0	0	0	0	0	0	0	0	0
1 - 2	0	0	0	0	0	0	0	0	0	0
2 - 3	0	0	0	0	0	0	0	0	0	0
3 - 4	0	0	0	0	0	0	0	0	0	0
4 - 5	0	0	0	0	0	0	0	0	0	0
5 - 6	0	0	0	0	0	0	0	0	0	0
6 - 7	0	0	0	0	0	0	0	0	0	0
7 - 8	0	0	0	0	0	0	0	0	0	0
8 - 9	0	0	0	0	0	0	0	0	0	0
9 - 10	0	0	0	0	0	0	0	0	0	0
10 - 11	0	0	0	0	0	0	0	0	0	0
11 - 12	0	0	0	0	0	0	0	0	0	0
12 - 13	0	0	0	0	0	0	0	0	0	0
13 - 14	0	0	0	0	0	0	0	0	0	0
14 - 15	0	0	0	0	0	0	0	0	0	0
15 - 16	0	0	0	0	0	0	0	0	0	0
16 - 17	0	0	0	0	0	0	0	0	0	0
17 - 18	0	0	0	0	0	0	0	0	0	0
18 - 19	0	0	0	0	0	0	0	0	0	0
19 - 20	0	0	0	0	0	0	0	0	0	0
20 - 21	0	0	0	0	0	0	0	0	0	0
21 - 22	0	0	0	0	0	0	0	0	0	0
22 - 23	0	0	0	0	0	0	0	0	0	0
23 - 24	0	0	0	0	0	0	0	0	0	0
Totals	0	0	0	0	0	0	0			
% of Total	0%	0%	0%	0%	0%	0%	0%			

Incoming Weekly EightyFifthSpeeds
Knoll Lane facing TBL Oct 24

from Mon-Oct-07-2024-02-00-PM to Wed-Nov-13-2024-03-59-PM

	11/11/2024	to	17/11/2024							
	Monday	Tuesday	Wednesday	Thursday	Friday	Saturday	Sunday	Week	Weekend	Week Day 85%
Hour	11/11/2024	12/11/2024	13/11/2024	14/11/2024	15/11/2024	16/11/2024	17/11/2024	Day Avg	Avg	Avg Speed
0 - 1	0	0	0	*	*	*	*	0	0	0
1 - 2	0	0	0	*	*	*	*	0	0	0
2 - 3	0	0	0	*	*	*	*	0	0	0
3 - 4	0	0	0	*	*	*	*	0	0	0
4 - 5	0	0	0	*	*	*	*	0	0	0
5 - 6	0	0	0	*	*	*	*	0	0	0
6 - 7	0	0	0	*	*	*	*	0	0	0
7 - 8	0	0	0	*	*	*	*	0	0	0
8 - 9	0	0	0	*	*	*	*	0	0	0
9 - 10	0	0	0	*	*	*	*	0	0	0
10 - 11	0	0	0	*	*	*	*	0	0	0
11 - 12	0	0	0	*	*	*	*	0	0	0
12 - 13	0	0	0	*	*	*	*	0	0	0
13 - 14	0	0	0	*	*	*	*	0	0	0
14 - 15	0	0	0	*	*	*	*	0	0	0
15 - 16	0	0	0	*	*	*	*	0	0	0
16 - 17	0	0	*	*	*	*	*	0	0	0
17 - 18	0	0	*	*	*	*	*	0	0	0
18 - 19	0	0	*	*	*	*	*	0	0	0
19 - 20	0	0	*	*	*	*	*	0	0	0
20 - 21	0	0	*	*	*	*	*	0	0	0
21 - 22	0	0	*	*	*	*	*	0	0	0
22 - 23	0	0	*	*	*	*	*	0	0	0
23 - 24	0	0	*	*	*	*	*	0	0	0
Totals	0	0	0	0	0	0	0			
% of Total	0%	0%	0%	0%	0%	0%	0%			

Incoming Monthly EightyFifthSpeeds
 Knoll Lane facing TBL Oct 24

from Mon-Oct-07-2024-02-00-PM to Wed-Nov-13-2024-03-59-PM

	Oct 2024									
Hour	Monday	Tuesday	Wednesday	Thursday	Friday	Saturday	Sunday	Week Day Avg	Weekend Avg	Week Day 85% Avg Speed
0 - 1	39.5	38.9	38	42.9	38.6	40	40.7	39.58	40.35	39.58
1 - 2	41.7	38.8	40	42.5	42.5	40	39.1	41.1	39.55	41.1
2 - 3	38.3	40	42.5	43.3	45	40	40	41.82	40	41.82
3 - 4	40	47	43.3	45	44.2	40	41.7	43.9	40.85	43.9
4 - 5	38.3	37.5	42.5	38.8	42.5	43.3	40	39.92	41.65	39.92
5 - 6	42	41.7	41.5	41.7	43.5	42.9	48.3	42.08	45.6	42.08
6 - 7	39.8	39.8	38.8	39.1	39.1	41.4	41.2	39.32	41.3	39.32
7 - 8	38.7	38.6	37.9	37.8	38.7	39	42.7	38.34	40.85	38.34
8 - 9	38.4	38	37.1	37.8	37.7	38.4	43.1	37.8	40.75	37.8
9 - 10	37.9	38.2	38.3	38.3	38.1	38.5	39.8	38.16	39.15	38.16
10 - 11	37.7	38.5	37.8	37.5	37.7	38.3	38.8	37.84	38.55	37.84
11 - 12	37.1	36.9	37.4	38.4	37.7	37.5	37.9	37.5	37.7	37.5
12 - 13	38.2	37.3	37.3	38.2	38.1	37.6	38.1	37.82	37.85	37.82
13 - 14	37.2	38	37.9	38.3	38	38.3	37.9	37.88	38.1	37.88
14 - 15	37.8	37.6	38	37.7	37.7	37.7	37.7	37.76	37.7	37.76
15 - 16	37.6	37.4	37.6	37.3	37.3	38.1	38.4	37.44	38.25	37.44
16 - 17	36.9	37.9	37.3	37.3	37	38.2	37.7	37.28	37.95	37.28
17 - 18	36.9	37	36.8	36.9	36.8	37	38	36.88	37.5	36.88
18 - 19	35	35.8	35	35.4	36	36.9	37	35.44	36.95	35.44
19 - 20	35.1	37	37.2	36.2	37	37.5	37	36.5	37.25	36.5
20 - 21	36.9	37.4	35.3	37.2	37.5	37.2	38.1	36.86	37.65	36.86
21 - 22	37.9	38	37.5	37.7	38.3	38.1	37.8	37.88	37.95	37.88
22 - 23	39.8	38.1	39.1	38.3	37.3	38	38.3	38.52	38.15	38.52
23 - 24	39.6	41.9	39.2	40	39.2	39.5	37.5	39.98	38.5	39.98

Incoming Monthly EightyFifthSpeeds
 Knoll Lane facing TBL Oct 24

from Mon-Oct-07-2024-02-00-PM to Wed-Nov-13-2024-03-59-PM

	Nov 2024									
Hour	Monday	Tuesday	Wednesday	Thursday	Friday	Saturday	Sunday	Week Day Avg	Weekend Avg	Week Day 85% Avg Speed
0 - 1	0	0	0	0	0	0	0	0	0	0
1 - 2	0	0	0	0	0	0	0	0	0	0
2 - 3	0	0	0	0	0	0	0	0	0	0
3 - 4	0	0	0	0	0	0	0	0	0	0
4 - 5	0	0	0	0	0	0	0	0	0	0
5 - 6	0	0	0	0	0	0	0	0	0	0
6 - 7	0	0	0	0	0	0	0	0	0	0
7 - 8	0	0	0	0	0	0	0	0	0	0
8 - 9	0	0	0	0	0	0	0	0	0	0
9 - 10	0	0	0	0	0	0	0	0	0	0
10 - 11	0	0	0	0	0	0	0	0	0	0
11 - 12	0	0	0	0	0	0	0	0	0	0
12 - 13	0	0	0	0	0	0	0	0	0	0
13 - 14	0	0	0	0	0	0	0	0	0	0
14 - 15	0	0	0	0	0	0	0	0	0	0
15 - 16	0	0	0	0	0	0	0	0	0	0
16 - 17	0	0	0	0	0	0	0	0	0	0
17 - 18	0	0	0	0	0	0	0	0	0	0
18 - 19	0	0	0	0	0	0	0	0	0	0
19 - 20	0	0	0	0	0	0	0	0	0	0
20 - 21	0	0	0	0	0	0	0	0	0	0
21 - 22	0	0	0	0	0	0	0	0	0	0
22 - 23	0	0	0	0	0	0	0	0	0	0
23 - 24	0	0	0	0	0	0	0	0	0	0

Summary of Violators

Knoll Lane facing TBL Oct 24

from Mon-Oct-07-2024-02-00-PM to Wed-Nov-13-2024-03-59-PM

Starting Hour	Count	Average Speed of all Traffic	Violator Counts	Average Speed of Violators
00:00:00	0	N/A	N/A	N/A
01:00:00	0	N/A	N/A	N/A
02:00:00	0	N/A	N/A	N/A
03:00:00	0	N/A	N/A	N/A
04:00:00	0	N/A	N/A	N/A
05:00:00	0	N/A	N/A	N/A
06:00:00	0	N/A	N/A	N/A
07:00:00	0	N/A	N/A	N/A
08:00:00	0	N/A	N/A	N/A
09:00:00	0	N/A	N/A	N/A
10:00:00	0	N/A	N/A	N/A
11:00:00	0	N/A	N/A	N/A
12:00:00	0	N/A	N/A	N/A
13:00:00	0	N/A	N/A	N/A
14:00:00	133	6.5	42	39.5
15:00:00	439	4.9	98	39.4
16:00:00	445	4.8	93	39.1
17:00:00	468	5.2	106	39.5
18:00:00	389	5.1	71	38.9
19:00:00	261	6.2	42	38.2
20:00:00	217	6.9	34	38.2
21:00:00	143	11.4	35	39.6
22:00:00	91	16.3	25	40.9
23:00:00	33	21.7	14	39.6
00:00:00	17	30.4	9	39.2
01:00:00	9	27.5	5	38.5
02:00:00	8	29.1	2	42.5
03:00:00	10	32.3	5	44.5
04:00:00	13	31.2	6	38.3
05:00:00	15	28.8	6	38.3
06:00:00	0	N/A	N/A	N/A
07:00:00	0	N/A	N/A	N/A
08:00:00	0	N/A	N/A	N/A
09:00:00	0	N/A	N/A	N/A
10:00:00	0	N/A	N/A	N/A
11:00:00	0	N/A	N/A	N/A
12:00:00	0	N/A	N/A	N/A
13:00:00	0	N/A	N/A	N/A
14:00:00	0	N/A	N/A	N/A
15:00:00	0	N/A	N/A	N/A
16:00:00	0	N/A	N/A	N/A
17:00:00	0	N/A	N/A	N/A
18:00:00	0	N/A	N/A	N/A
19:00:00	0	N/A	N/A	N/A
20:00:00	0	N/A	N/A	N/A
21:00:00	0	N/A	N/A	N/A
22:00:00	0	N/A	N/A	N/A
23:00:00	0	N/A	N/A	N/A

Summary of Violators
Knoll Lane facing TBL Oct 24

from Mon-Oct-07-2024-02-00-PM to Wed-Nov-13-2024-03-59-PM

00:00:00	0	N/A	N/A	N/A
01:00:00	0	N/A	N/A	N/A
02:00:00	0	N/A	N/A	N/A
03:00:00	0	N/A	N/A	N/A
04:00:00	0	N/A	N/A	N/A
05:00:00	0	N/A	N/A	N/A
06:00:00	0	N/A	N/A	N/A
07:00:00	0	N/A	N/A	N/A
08:00:00	0	N/A	N/A	N/A
09:00:00	0	N/A	N/A	N/A
10:00:00	0	N/A	N/A	N/A
11:00:00	0	N/A	N/A	N/A
12:00:00	0	N/A	N/A	N/A
13:00:00	0	N/A	N/A	N/A
14:00:00	0	N/A	N/A	N/A
15:00:00	0	N/A	N/A	N/A
16:00:00	0	N/A	N/A	N/A
17:00:00	0	N/A	N/A	N/A
18:00:00	0	N/A	N/A	N/A
19:00:00	0	N/A	N/A	N/A
20:00:00	0	N/A	N/A	N/A
21:00:00	0	N/A	N/A	N/A
22:00:00	0	N/A	N/A	N/A
23:00:00	0	N/A	N/A	N/A
00:00:00	0	N/A	N/A	N/A
01:00:00	0	N/A	N/A	N/A
02:00:00	0	N/A	N/A	N/A
03:00:00	0	N/A	N/A	N/A
04:00:00	0	N/A	N/A	N/A
05:00:00	0	N/A	N/A	N/A
06:00:00	0	N/A	N/A	N/A
07:00:00	0	N/A	N/A	N/A
08:00:00	0	N/A	N/A	N/A
09:00:00	0	N/A	N/A	N/A
10:00:00	0	N/A	N/A	N/A
11:00:00	0	N/A	N/A	N/A
12:00:00	0	N/A	N/A	N/A
13:00:00	0	N/A	N/A	N/A
14:00:00	0	N/A	N/A	N/A
15:00:00	0	N/A	N/A	N/A
16:00:00	0	N/A	N/A	N/A
17:00:00	0	N/A	N/A	N/A
18:00:00	0	N/A	N/A	N/A
19:00:00	0	N/A	N/A	N/A
20:00:00	0	N/A	N/A	N/A
21:00:00	0	N/A	N/A	N/A
22:00:00	0	N/A	N/A	N/A
23:00:00	0	N/A	N/A	N/A
00:00:00	0	N/A	N/A	N/A

Summary of Violators
Knoll Lane facing TBL Oct 24

from Mon-Oct-07-2024-02-00-PM to Wed-Nov-13-2024-03-59-PM

01:00:00	0	N/A	N/A	N/A
02:00:00	0	N/A	N/A	N/A
03:00:00	0	N/A	N/A	N/A
04:00:00	0	N/A	N/A	N/A
05:00:00	0	N/A	N/A	N/A
06:00:00	0	N/A	N/A	N/A
07:00:00	0	N/A	N/A	N/A
08:00:00	0	N/A	N/A	N/A
09:00:00	0	N/A	N/A	N/A
10:00:00	0	N/A	N/A	N/A
11:00:00	0	N/A	N/A	N/A
12:00:00	0	N/A	N/A	N/A
13:00:00	0	N/A	N/A	N/A
14:00:00	0	N/A	N/A	N/A
15:00:00	0	N/A	N/A	N/A
16:00:00	0	N/A	N/A	N/A
17:00:00	0	N/A	N/A	N/A
18:00:00	0	N/A	N/A	N/A
19:00:00	0	N/A	N/A	N/A
20:00:00	0	N/A	N/A	N/A
21:00:00	0	N/A	N/A	N/A
22:00:00	0	N/A	N/A	N/A
23:00:00	0	N/A	N/A	N/A
00:00:00	0	N/A	N/A	N/A
01:00:00	0	N/A	N/A	N/A
02:00:00	0	N/A	N/A	N/A
03:00:00	0	N/A	N/A	N/A
04:00:00	0	N/A	N/A	N/A
05:00:00	0	N/A	N/A	N/A
06:00:00	0	N/A	N/A	N/A
07:00:00	0	N/A	N/A	N/A
08:00:00	0	N/A	N/A	N/A
09:00:00	0	N/A	N/A	N/A
10:00:00	0	N/A	N/A	N/A
11:00:00	0	N/A	N/A	N/A
12:00:00	0	N/A	N/A	N/A
13:00:00	0	N/A	N/A	N/A
14:00:00	0	N/A	N/A	N/A
15:00:00	0	N/A	N/A	N/A
16:00:00	0	N/A	N/A	N/A
17:00:00	0	N/A	N/A	N/A
18:00:00	0	N/A	N/A	N/A
19:00:00	0	N/A	N/A	N/A
20:00:00	0	N/A	N/A	N/A
21:00:00	0	N/A	N/A	N/A
22:00:00	0	N/A	N/A	N/A
23:00:00	0	N/A	N/A	N/A
00:00:00	0	N/A	N/A	N/A
01:00:00	0	N/A	N/A	N/A

Summary of Violators
Knoll Lane facing TBL Oct 24

from Mon-Oct-07-2024-02-00-PM to Wed-Nov-13-2024-03-59-PM

02:00:00	0	N/A	N/A	N/A
03:00:00	0	N/A	N/A	N/A
04:00:00	0	N/A	N/A	N/A
05:00:00	0	N/A	N/A	N/A
06:00:00	0	N/A	N/A	N/A
07:00:00	0	N/A	N/A	N/A
08:00:00	0	N/A	N/A	N/A
09:00:00	0	N/A	N/A	N/A
10:00:00	0	N/A	N/A	N/A
11:00:00	0	N/A	N/A	N/A
12:00:00	0	N/A	N/A	N/A
13:00:00	0	N/A	N/A	N/A
14:00:00	0	N/A	N/A	N/A
15:00:00	0	N/A	N/A	N/A
16:00:00	0	N/A	N/A	N/A
17:00:00	0	N/A	N/A	N/A
18:00:00	0	N/A	N/A	N/A
19:00:00	0	N/A	N/A	N/A
20:00:00	0	N/A	N/A	N/A
21:00:00	0	N/A	N/A	N/A
22:00:00	0	N/A	N/A	N/A
23:00:00	0	N/A	N/A	N/A
00:00:00	0	N/A	N/A	N/A
01:00:00	0	N/A	N/A	N/A
02:00:00	0	N/A	N/A	N/A
03:00:00	0	N/A	N/A	N/A
04:00:00	0	N/A	N/A	N/A
05:00:00	0	N/A	N/A	N/A
06:00:00	0	N/A	N/A	N/A
07:00:00	0	N/A	N/A	N/A
08:00:00	0	N/A	N/A	N/A
09:00:00	0	N/A	N/A	N/A
10:00:00	0	N/A	N/A	N/A
11:00:00	0	N/A	N/A	N/A
12:00:00	0	N/A	N/A	N/A
13:00:00	0	N/A	N/A	N/A
14:00:00	0	N/A	N/A	N/A
15:00:00	0	N/A	N/A	N/A
16:00:00	0	N/A	N/A	N/A
17:00:00	0	N/A	N/A	N/A
18:00:00	0	N/A	N/A	N/A
19:00:00	0	N/A	N/A	N/A
20:00:00	0	N/A	N/A	N/A
21:00:00	0	N/A	N/A	N/A
22:00:00	0	N/A	N/A	N/A
23:00:00	0	N/A	N/A	N/A
00:00:00	0	N/A	N/A	N/A
01:00:00	0	N/A	N/A	N/A
02:00:00	0	N/A	N/A	N/A

Summary of Violators
 Knoll Lane facing TBL Oct 24

from Mon-Oct-07-2024-02-00-PM to Wed-Nov-13-2024-03-59-PM

03:00:00	0	N/A	N/A	N/A
04:00:00	0	N/A	N/A	N/A
05:00:00	0	N/A	N/A	N/A
06:00:00	0	N/A	N/A	N/A
07:00:00	0	N/A	N/A	N/A
08:00:00	0	N/A	N/A	N/A
09:00:00	41	9.9	6	39.2
10:00:00	221	8.4	69	39.5
11:00:00	261	6.7	43	39.2
12:00:00	252	7.4	50	40.0
13:00:00	286	7.1	71	39.6
14:00:00	282	6.2	72	38.7
15:00:00	420	4.5	102	38.5
16:00:00	469	4.8	107	40.0
17:00:00	487	4.3	104	38.9
18:00:00	391	5.1	86	38.8
19:00:00	266	6.7	59	39.3
20:00:00	211	8.5	45	39.5
21:00:00	119	13.6	25	41.3
22:00:00	95	14.4	31	39.3
23:00:00	38	24.7	19	42.0
00:00:00	14	25.5	6	37.5
01:00:00	17	22.4	3	40.8
02:00:00	8	34.4	4	41.3
03:00:00	7	33.2	2	40.0
04:00:00	15	32.7	9	39.7
05:00:00	36	20.4	13	41.0
06:00:00	77	16.7	29	39.6
07:00:00	232	7.2	70	38.9
08:00:00	409	4.4	90	38.5
09:00:00	264	7.0	79	38.8
10:00:00	240	7.4	55	39.0
11:00:00	237	7.5	49	39.2
12:00:00	248	8.2	50	40.6
13:00:00	243	7.2	70	39.5
14:00:00	316	6.5	99	38.7
15:00:00	487	4.0	131	39.0
16:00:00	457	4.9	106	39.4
17:00:00	448	4.8	88	38.8
18:00:00	416	4.4	70	38.5
19:00:00	245	7.3	55	39.1
20:00:00	267	5.1	17	37.8
21:00:00	128	10.7	27	39.0
22:00:00	109	13.0	34	39.6
23:00:00	50	15.9	13	40.2
00:00:00	27	30.1	14	41.1
01:00:00	11	33.4	5	38.5
02:00:00	5	38.5	3	42.5
03:00:00	10	34.8	7	42.5

Summary of Violators
 Knoll Lane facing TBL Oct 24

from Mon-Oct-07-2024-02-00-PM to Wed-Nov-13-2024-03-59-PM

04:00:00	8	32.5	2	37.5
05:00:00	40	23.3	18	40.3
06:00:00	80	15.7	30	39.8
07:00:00	196	8.1	49	38.3
08:00:00	351	5.5	77	39.0
09:00:00	293	5.9	85	38.9
10:00:00	239	7.4	60	38.6
11:00:00	211	7.6	64	38.9
12:00:00	236	7.0	66	39.2
13:00:00	279	7.1	74	39.2
14:00:00	279	6.4	64	39.1
15:00:00	424	4.4	106	38.3
16:00:00	406	5.6	85	39.7
17:00:00	438	4.1	91	38.2
18:00:00	359	5.1	67	38.5
19:00:00	297	6.3	41	38.7
20:00:00	233	7.5	46	39.1
21:00:00	139	11.7	30	40.3
22:00:00	99	14.7	27	40.8
23:00:00	48	22.0	18	39.4
00:00:00	26	29.6	10	41.0
01:00:00	8	31.3	1	42.5
02:00:00	12	35.8	5	44.5
03:00:00	8	23.4	7	39.6
04:00:00	12	31.9	7	38.2
05:00:00	34	24.3	16	42.5
06:00:00	70	19.0	20	40.8
07:00:00	185	10.1	55	39.4
08:00:00	344	5.6	77	38.7
09:00:00	281	6.3	77	38.7
10:00:00	231	7.1	72	38.4
11:00:00	247	7.0	73	38.8
12:00:00	261	7.5	84	39.0
13:00:00	281	7.1	73	39.3
14:00:00	360	5.0	96	38.5
15:00:00	475	4.5	121	39.1
16:00:00	466	4.6	100	39.5
17:00:00	481	4.7	113	39.4
18:00:00	386	5.4	71	39.3
19:00:00	303	5.9	58	38.9
20:00:00	213	8.0	43	39.4
21:00:00	143	11.0	39	39.9
22:00:00	127	11.6	31	38.8
23:00:00	77	16.2	27	40.3
00:00:00	38	22.9	14	40.0
01:00:00	29	28.1	10	41.0
02:00:00	13	30.6	5	41.5
03:00:00	14	21.6	2	47.5
04:00:00	9	36.4	5	42.5

Summary of Violators
Knoll Lane facing TBL Oct 24

from Mon-Oct-07-2024-02-00-PM to Wed-Nov-13-2024-03-59-PM

05:00:00	15	27.3	8	40.0
06:00:00	31	25.2	12	41.7
07:00:00	69	17.6	18	38.6
08:00:00	148	11.6	50	39.6
09:00:00	226	8.0	61	39.5
10:00:00	263	7.5	67	39.0
11:00:00	291	6.0	66	38.9
12:00:00	313	6.0	86	38.6
13:00:00	343	5.7	86	39.3
14:00:00	344	5.1	87	39.0
15:00:00	295	6.0	86	38.7
16:00:00	308	6.7	87	39.4
17:00:00	308	6.4	64	39.7
18:00:00	268	6.8	46	38.9
19:00:00	216	8.0	44	39.4
20:00:00	169	9.7	31	40.2
21:00:00	114	13.9	26	40.6
22:00:00	123	11.6	29	40.1
23:00:00	85	15.0	27	38.8
00:00:00	51	18.1	16	39.4
01:00:00	20	26.3	9	38.6
02:00:00	18	33.5	9	40.8
03:00:00	12	30.4	9	39.2
04:00:00	3	32.5	1	37.5
05:00:00	10	32.3	4	41.3
06:00:00	21	28.7	9	40.8
07:00:00	38	24.9	21	41.3
08:00:00	60	21.7	35	41.1
09:00:00	145	11.7	64	39.8
10:00:00	213	8.8	60	39.2
11:00:00	257	6.9	60	39.3
12:00:00	269	6.2	55	38.5
13:00:00	265	6.3	77	38.5
14:00:00	275	6.0	63	38.5
15:00:00	253	7.4	70	38.9
16:00:00	235	7.1	68	38.8
17:00:00	179	10.3	51	39.8
18:00:00	192	9.4	46	39.2
19:00:00	163	10.1	36	39.4
20:00:00	124	13.6	36	40.6
21:00:00	86	13.5	19	40.9
22:00:00	67	17.5	17	39.6
23:00:00	32	26.5	7	45.4
00:00:00	18	28.2	8	40.0
01:00:00	7	33.9	3	39.2
02:00:00	6	31.7	1	37.5
03:00:00	13	35.2	6	41.7
04:00:00	6	35.8	3	40.8
05:00:00	33	23.9	12	40.4

Summary of Violators
Knoll Lane facing TBL Oct 24

from Mon-Oct-07-2024-02-00-PM to Wed-Nov-13-2024-03-59-PM

06:00:00	63	16.8	18	38.6
07:00:00	193	8.7	50	39.1
08:00:00	320	4.9	78	38.2
09:00:00	240	6.5	51	38.4
10:00:00	213	7.5	47	38.9
11:00:00	203	7.7	48	39.0
12:00:00	233	7.4	60	38.8
13:00:00	249	7.2	54	39.4
14:00:00	330	5.9	80	38.9
15:00:00	411	4.7	93	38.6
16:00:00	372	5.6	78	39.0
17:00:00	392	4.9	73	38.7
18:00:00	314	5.9	55	39.0
19:00:00	242	7.2	39	39.2
20:00:00	141	11.2	39	38.8
21:00:00	109	13.6	36	39.7
22:00:00	93	13.4	28	39.5
23:00:00	28	30.4	14	40.0
00:00:00	29	21.6	10	39.5
01:00:00	10	25.0	2	47.5
02:00:00	11	24.5	4	38.8
03:00:00	7	37.5	3	44.2
04:00:00	7	23.6	2	37.5
05:00:00	26	30.1	17	40.7
06:00:00	76	17.9	27	39.9
07:00:00	173	8.7	65	38.6
08:00:00	290	6.1	81	38.8
09:00:00	209	7.9	67	38.8
10:00:00	181	9.1	61	38.6
11:00:00	257	6.7	56	38.9
12:00:00	236	8.5	58	39.8
13:00:00	241	7.9	56	39.7
14:00:00	306	6.5	72	39.1
15:00:00	419	4.7	103	39.2
16:00:00	381	5.0	110	38.5
17:00:00	424	4.8	100	39.0
18:00:00	397	4.6	45	38.6
19:00:00	246	7.4	49	39.7
20:00:00	181	9.0	38	39.3
21:00:00	104	13.7	20	39.8
22:00:00	116	11.7	24	40.8
23:00:00	43	19.0	14	40.4
00:00:00	25	24.7	6	40.0
01:00:00	11	26.6	3	40.8
02:00:00	11	31.8	4	42.5
03:00:00	11	37.5	7	41.8
04:00:00	7	30.0	3	40.8
05:00:00	37	27.9	16	40.3
06:00:00	71	17.9	26	38.8

Summary of Violators
Knoll Lane facing TBL Oct 24

from Mon-Oct-07-2024-02-00-PM to Wed-Nov-13-2024-03-59-PM

07:00:00	180	8.7	44	38.5
08:00:00	348	4.8	80	38.1
09:00:00	235	8.1	70	39.5
10:00:00	199	9.2	54	39.7
11:00:00	249	6.9	59	39.0
12:00:00	257	6.9	61	38.5
13:00:00	232	7.5	56	38.9
14:00:00	316	6.1	72	39.1
15:00:00	434	4.4	102	38.4
16:00:00	367	5.2	80	38.9
17:00:00	434	5.0	97	39.1
18:00:00	421	4.6	64	39.0
19:00:00	263	7.0	62	39.1
20:00:00	186	9.6	56	38.9
21:00:00	127	11.5	34	39.1
22:00:00	113	13.8	28	40.7
23:00:00	45	22.2	17	39.6
00:00:00	31	27.6	15	40.5
01:00:00	18	28.9	14	39.6
02:00:00	9	34.2	4	41.3
03:00:00	11	30.9	3	42.5
04:00:00	8	29.4	2	42.5
05:00:00	29	30.7	15	41.8
06:00:00	74	18.1	24	39.6
07:00:00	163	10.7	52	39.5
08:00:00	286	6.2	71	38.8
09:00:00	232	7.7	80	39.2
10:00:00	253	7.5	60	40.2
11:00:00	214	8.3	60	39.2
12:00:00	244	7.7	72	39.0
13:00:00	262	7.7	73	39.6
14:00:00	330	5.9	85	39.3
15:00:00	420	4.7	93	38.7
16:00:00	386	5.2	100	38.7
17:00:00	458	5.2	96	39.8
18:00:00	388	4.9	58	38.9
19:00:00	235	7.6	55	39.2
20:00:00	187	8.7	49	39.1
21:00:00	156	9.1	35	39.2
22:00:00	100	13.3	29	40.4
23:00:00	62	18.8	20	40.0
00:00:00	25	19.3	5	37.5
01:00:00	14	33.2	8	43.1
02:00:00	3	21.7	0	0.0
03:00:00	7	41.1	5	44.5
04:00:00	14	28.4	5	43.5
05:00:00	41	25.5	19	41.4
06:00:00	58	19.0	15	40.2
07:00:00	153	11.1	53	39.0

Summary of Violators
 Knoll Lane facing TBL Oct 24

from Mon-Oct-07-2024-02-00-PM to Wed-Nov-13-2024-03-59-PM

08:00:00	285	6.6	79	39.7
09:00:00	272	6.4	81	38.7
10:00:00	261	6.9	59	39.5
11:00:00	285	6.4	61	38.7
12:00:00	253	7.4	64	39.5
13:00:00	316	6.0	81	38.9
14:00:00	334	5.7	87	39.0
15:00:00	427	4.5	84	38.7
16:00:00	391	4.8	82	38.8
17:00:00	422	4.9	90	38.7
18:00:00	369	4.5	66	38.5
19:00:00	297	6.2	62	38.8
20:00:00	206	8.9	46	40.1
21:00:00	132	12.9	37	39.7
22:00:00	133	12.0	37	39.4
23:00:00	75	16.5	22	39.8
00:00:00	44	25.1	17	41.0
01:00:00	15	25.7	3	39.2
02:00:00	7	33.9	3	39.2
03:00:00	15	32.0	6	43.3
04:00:00	8	32.5	3	40.8
05:00:00	16	25.0	6	38.3
06:00:00	33	24.2	16	40.6
07:00:00	56	20.4	26	40.0
08:00:00	132	10.7	48	38.3
09:00:00	223	7.5	63	39.1
10:00:00	250	8.0	81	39.4
11:00:00	281	6.5	72	38.8
12:00:00	342	5.8	80	39.3
13:00:00	332	5.7	95	39.0
14:00:00	340	6.2	87	39.2
15:00:00	290	7.2	81	39.1
16:00:00	341	5.9	99	39.1
17:00:00	302	5.8	69	39.5
18:00:00	290	6.1	74	38.5
19:00:00	212	8.7	50	39.4
20:00:00	173	9.7	44	38.9
21:00:00	118	12.9	26	40.2
22:00:00	111	14.1	33	39.2
23:00:00	98	18.1	34	40.9
00:00:00	53	22.5	28	39.8
01:00:00	28	18.8	7	41.1
02:00:00	13	20.4	5	37.5
03:00:00	17	31.5	6	42.5
04:00:00	14	30.4	5	44.5
05:00:00	11	29.8	6	46.7
06:00:00	14	30.5	5	39.5
07:00:00	24	28.1	12	39.2
08:00:00	40	29.8	22	41.1

Summary of Violators
 Knoll Lane facing TBL Oct 24

from Mon-Oct-07-2024-02-00-PM to Wed-Nov-13-2024-03-59-PM

09:00:00	109	15.8	50	39.6
10:00:00	162	10.8	53	40.0
11:00:00	213	8.3	57	39.3
12:00:00	261	7.3	95	39.3
13:00:00	346	5.5	89	39.1
14:00:00	307	5.9	80	39.3
15:00:00	246	7.3	91	39.0
16:00:00	248	6.8	63	39.0
17:00:00	265	7.6	53	39.7
18:00:00	225	7.7	50	38.5
19:00:00	187	8.0	31	39.0
20:00:00	131	11.1	32	38.6
21:00:00	135	11.2	35	39.2
22:00:00	87	15.0	31	38.8
23:00:00	61	14.7	12	38.3
00:00:00	33	25.5	9	41.9
01:00:00	13	26.3	6	40.8
02:00:00	12	27.7	2	40.0
03:00:00	6	35.8	2	45.0
04:00:00	12	19.8	2	42.5
05:00:00	6	32.1	3	44.2
06:00:00	27	31.9	18	41.9
07:00:00	70	19.4	27	40.8
08:00:00	151	11.7	59	39.9
09:00:00	184	9.2	76	38.9
10:00:00	186	8.5	47	39.1
11:00:00	250	7.1	57	38.9
12:00:00	251	7.4	70	39.0
13:00:00	253	7.1	60	38.9
14:00:00	245	7.2	69	39.0
15:00:00	264	7.2	68	39.3
16:00:00	307	6.4	75	39.0
17:00:00	322	5.8	70	38.8
18:00:00	423	4.3	40	38.8
19:00:00	314	5.9	49	38.6
20:00:00	211	8.5	43	40.1
21:00:00	169	9.7	37	39.3
22:00:00	112	14.7	36	41.1
23:00:00	32	12.7	11	39.3
00:00:00	0	N/A	N/A	N/A
01:00:00	0	N/A	N/A	N/A
02:00:00	0	N/A	N/A	N/A
03:00:00	0	N/A	N/A	N/A
04:00:00	0	N/A	N/A	N/A
05:00:00	0	N/A	N/A	N/A
06:00:00	0	N/A	N/A	N/A
07:00:00	0	N/A	N/A	N/A
08:00:00	0	N/A	N/A	N/A
09:00:00	0	N/A	N/A	N/A

Summary of Violators
Knoll Lane facing TBL Oct 24

from Mon-Oct-07-2024-02-00-PM to Wed-Nov-13-2024-03-59-PM

10:00:00	0	N/A	N/A	N/A
11:00:00	0	N/A	N/A	N/A
12:00:00	0	N/A	N/A	N/A
13:00:00	0	N/A	N/A	N/A
14:00:00	0	N/A	N/A	N/A
15:00:00	0	N/A	N/A	N/A
16:00:00	0	N/A	N/A	N/A
17:00:00	0	N/A	N/A	N/A
18:00:00	0	N/A	N/A	N/A
19:00:00	0	N/A	N/A	N/A
20:00:00	0	N/A	N/A	N/A
21:00:00	0	N/A	N/A	N/A
22:00:00	0	N/A	N/A	N/A
23:00:00	0	N/A	N/A	N/A
00:00:00	0	N/A	N/A	N/A
01:00:00	0	N/A	N/A	N/A
02:00:00	0	N/A	N/A	N/A
03:00:00	0	N/A	N/A	N/A
04:00:00	0	N/A	N/A	N/A
05:00:00	0	N/A	N/A	N/A
06:00:00	0	N/A	N/A	N/A
07:00:00	0	N/A	N/A	N/A
08:00:00	0	N/A	N/A	N/A
09:00:00	0	N/A	N/A	N/A
10:00:00	0	N/A	N/A	N/A
11:00:00	0	N/A	N/A	N/A
12:00:00	0	N/A	N/A	N/A
13:00:00	0	N/A	N/A	N/A
14:00:00	0	N/A	N/A	N/A
15:00:00	0	N/A	N/A	N/A
16:00:00	0	N/A	N/A	N/A
17:00:00	0	N/A	N/A	N/A
18:00:00	0	N/A	N/A	N/A
19:00:00	0	N/A	N/A	N/A
20:00:00	0	N/A	N/A	N/A
21:00:00	0	N/A	N/A	N/A
22:00:00	0	N/A	N/A	N/A
23:00:00	0	N/A	N/A	N/A
00:00:00	0	N/A	N/A	N/A
01:00:00	0	N/A	N/A	N/A
02:00:00	0	N/A	N/A	N/A
03:00:00	0	N/A	N/A	N/A
04:00:00	0	N/A	N/A	N/A
05:00:00	0	N/A	N/A	N/A
06:00:00	0	N/A	N/A	N/A
07:00:00	0	N/A	N/A	N/A
08:00:00	0	N/A	N/A	N/A
09:00:00	0	N/A	N/A	N/A
10:00:00	0	N/A	N/A	N/A

Summary of Violators
Knoll Lane facing TBL Oct 24

from Mon-Oct-07-2024-02-00-PM to Wed-Nov-13-2024-03-59-PM

11:00:00	0	N/A	N/A	N/A
12:00:00	0	N/A	N/A	N/A
13:00:00	0	N/A	N/A	N/A
14:00:00	0	N/A	N/A	N/A
15:00:00	0	N/A	N/A	N/A
16:00:00	0	N/A	N/A	N/A
17:00:00	0	N/A	N/A	N/A
18:00:00	0	N/A	N/A	N/A
19:00:00	0	N/A	N/A	N/A
20:00:00	0	N/A	N/A	N/A
21:00:00	0	N/A	N/A	N/A
22:00:00	0	N/A	N/A	N/A
23:00:00	0	N/A	N/A	N/A
00:00:00	0	N/A	N/A	N/A
01:00:00	0	N/A	N/A	N/A
02:00:00	0	N/A	N/A	N/A
03:00:00	0	N/A	N/A	N/A
04:00:00	0	N/A	N/A	N/A
05:00:00	0	N/A	N/A	N/A
06:00:00	0	N/A	N/A	N/A
07:00:00	0	N/A	N/A	N/A
08:00:00	0	N/A	N/A	N/A
09:00:00	0	N/A	N/A	N/A
10:00:00	0	N/A	N/A	N/A
11:00:00	0	N/A	N/A	N/A
12:00:00	0	N/A	N/A	N/A
13:00:00	0	N/A	N/A	N/A
14:00:00	0	N/A	N/A	N/A
15:00:00	0	N/A	N/A	N/A
16:00:00	0	N/A	N/A	N/A
17:00:00	0	N/A	N/A	N/A
18:00:00	0	N/A	N/A	N/A
19:00:00	0	N/A	N/A	N/A
20:00:00	0	N/A	N/A	N/A
21:00:00	0	N/A	N/A	N/A
22:00:00	0	N/A	N/A	N/A
23:00:00	0	N/A	N/A	N/A
00:00:00	0	N/A	N/A	N/A
01:00:00	0	N/A	N/A	N/A
02:00:00	0	N/A	N/A	N/A
03:00:00	0	N/A	N/A	N/A
04:00:00	0	N/A	N/A	N/A
05:00:00	0	N/A	N/A	N/A
06:00:00	0	N/A	N/A	N/A
07:00:00	0	N/A	N/A	N/A
08:00:00	0	N/A	N/A	N/A
09:00:00	0	N/A	N/A	N/A
10:00:00	0	N/A	N/A	N/A
11:00:00	0	N/A	N/A	N/A

Summary of Violators
Knoll Lane facing TBL Oct 24

from Mon-Oct-07-2024-02-00-PM to Wed-Nov-13-2024-03-59-PM

12:00:00	0	N/A	N/A	N/A
13:00:00	0	N/A	N/A	N/A
14:00:00	0	N/A	N/A	N/A
15:00:00	0	N/A	N/A	N/A
16:00:00	0	N/A	N/A	N/A
17:00:00	0	N/A	N/A	N/A
18:00:00	0	N/A	N/A	N/A
19:00:00	0	N/A	N/A	N/A
20:00:00	0	N/A	N/A	N/A
21:00:00	0	N/A	N/A	N/A
22:00:00	0	N/A	N/A	N/A
23:00:00	0	N/A	N/A	N/A
00:00:00	0	N/A	N/A	N/A
01:00:00	0	N/A	N/A	N/A
02:00:00	0	N/A	N/A	N/A
03:00:00	0	N/A	N/A	N/A
04:00:00	0	N/A	N/A	N/A
05:00:00	0	N/A	N/A	N/A
06:00:00	0	N/A	N/A	N/A
07:00:00	0	N/A	N/A	N/A
08:00:00	0	N/A	N/A	N/A
09:00:00	0	N/A	N/A	N/A
10:00:00	0	N/A	N/A	N/A
11:00:00	0	N/A	N/A	N/A
12:00:00	0	N/A	N/A	N/A
13:00:00	0	N/A	N/A	N/A
14:00:00	0	N/A	N/A	N/A
15:00:00	0	N/A	N/A	N/A
16:00:00	0	N/A	N/A	N/A
17:00:00	0	N/A	N/A	N/A
18:00:00	0	N/A	N/A	N/A
19:00:00	0	N/A	N/A	N/A
20:00:00	0	N/A	N/A	N/A
21:00:00	0	N/A	N/A	N/A
22:00:00	0	N/A	N/A	N/A
23:00:00	0	N/A	N/A	N/A
00:00:00	0	N/A	N/A	N/A
01:00:00	0	N/A	N/A	N/A
02:00:00	0	N/A	N/A	N/A
03:00:00	0	N/A	N/A	N/A
04:00:00	0	N/A	N/A	N/A
05:00:00	0	N/A	N/A	N/A
06:00:00	0	N/A	N/A	N/A
07:00:00	0	N/A	N/A	N/A
08:00:00	0	N/A	N/A	N/A
09:00:00	0	N/A	N/A	N/A
10:00:00	0	N/A	N/A	N/A
11:00:00	0	N/A	N/A	N/A
12:00:00	0	N/A	N/A	N/A

Summary of Violators
Knoll Lane facing TBL Oct 24

from Mon-Oct-07-2024-02-00-PM to Wed-Nov-13-2024-03-59-PM

13:00:00	0	N/A	N/A	N/A
14:00:00	0	N/A	N/A	N/A
15:00:00	0	N/A	N/A	N/A
16:00:00	0	N/A	N/A	N/A
17:00:00	0	N/A	N/A	N/A
18:00:00	0	N/A	N/A	N/A
19:00:00	0	N/A	N/A	N/A
20:00:00	0	N/A	N/A	N/A
21:00:00	0	N/A	N/A	N/A
22:00:00	0	N/A	N/A	N/A
23:00:00	0	N/A	N/A	N/A
00:00:00	0	N/A	N/A	N/A
01:00:00	0	N/A	N/A	N/A
02:00:00	0	N/A	N/A	N/A
03:00:00	0	N/A	N/A	N/A
04:00:00	0	N/A	N/A	N/A
05:00:00	0	N/A	N/A	N/A
06:00:00	0	N/A	N/A	N/A
07:00:00	0	N/A	N/A	N/A
08:00:00	0	N/A	N/A	N/A
09:00:00	0	N/A	N/A	N/A
10:00:00	0	N/A	N/A	N/A
11:00:00	0	N/A	N/A	N/A
12:00:00	0	N/A	N/A	N/A
13:00:00	0	N/A	N/A	N/A
14:00:00	0	N/A	N/A	N/A
15:00:00	0	N/A	N/A	N/A
16:00:00	0	N/A	N/A	N/A
17:00:00	0	N/A	N/A	N/A
18:00:00	0	N/A	N/A	N/A
19:00:00	0	N/A	N/A	N/A
20:00:00	0	N/A	N/A	N/A
21:00:00	0	N/A	N/A	N/A
22:00:00	0	N/A	N/A	N/A
23:00:00	0	N/A	N/A	N/A
00:00:00	0	N/A	N/A	N/A
01:00:00	0	N/A	N/A	N/A
02:00:00	0	N/A	N/A	N/A
03:00:00	0	N/A	N/A	N/A
04:00:00	0	N/A	N/A	N/A
05:00:00	0	N/A	N/A	N/A
06:00:00	0	N/A	N/A	N/A
07:00:00	0	N/A	N/A	N/A
08:00:00	0	N/A	N/A	N/A
09:00:00	0	N/A	N/A	N/A
10:00:00	0	N/A	N/A	N/A
11:00:00	0	N/A	N/A	N/A
12:00:00	0	N/A	N/A	N/A
13:00:00	0	N/A	N/A	N/A

Summary of Violators
Knoll Lane facing TBL Oct 24

from Mon-Oct-07-2024-02-00-PM to Wed-Nov-13-2024-03-59-PM

14:00:00	0	N/A	N/A	N/A
15:00:00	0	N/A	N/A	N/A
16:00:00	0	N/A	N/A	N/A
17:00:00	0	N/A	N/A	N/A
18:00:00	0	N/A	N/A	N/A
19:00:00	0	N/A	N/A	N/A
20:00:00	0	N/A	N/A	N/A
21:00:00	0	N/A	N/A	N/A
22:00:00	0	N/A	N/A	N/A
23:00:00	0	N/A	N/A	N/A
00:00:00	0	N/A	N/A	N/A
01:00:00	0	N/A	N/A	N/A
02:00:00	0	N/A	N/A	N/A
03:00:00	0	N/A	N/A	N/A
04:00:00	0	N/A	N/A	N/A
05:00:00	0	N/A	N/A	N/A
06:00:00	0	N/A	N/A	N/A
07:00:00	0	N/A	N/A	N/A
08:00:00	0	N/A	N/A	N/A
09:00:00	0	N/A	N/A	N/A
10:00:00	0	N/A	N/A	N/A
11:00:00	0	N/A	N/A	N/A
12:00:00	0	N/A	N/A	N/A
13:00:00	0	N/A	N/A	N/A
14:00:00	0	N/A	N/A	N/A
15:00:00	0	N/A	N/A	N/A
16:00:00	0	N/A	N/A	N/A
17:00:00	0	N/A	N/A	N/A
18:00:00	0	N/A	N/A	N/A
19:00:00	0	N/A	N/A	N/A
20:00:00	0	N/A	N/A	N/A
21:00:00	0	N/A	N/A	N/A
22:00:00	0	N/A	N/A	N/A
23:00:00	0	N/A	N/A	N/A
00:00:00	0	N/A	N/A	N/A
01:00:00	0	N/A	N/A	N/A
02:00:00	0	N/A	N/A	N/A
03:00:00	0	N/A	N/A	N/A
04:00:00	0	N/A	N/A	N/A
05:00:00	0	N/A	N/A	N/A
06:00:00	0	N/A	N/A	N/A
07:00:00	0	N/A	N/A	N/A
08:00:00	0	N/A	N/A	N/A
09:00:00	0	N/A	N/A	N/A
10:00:00	0	N/A	N/A	N/A
11:00:00	0	N/A	N/A	N/A
12:00:00	0	N/A	N/A	N/A
13:00:00	0	N/A	N/A	N/A
14:00:00	0	N/A	N/A	N/A

Summary of Violators

Knoll Lane facing TBL Oct 24

from Mon-Oct-07-2024-02-00-PM to Wed-Nov-13-2024-03-59-PM

15:00:00	0	N/A	N/A	N/A
16:00:00	0	N/A	N/A	N/A
17:00:00	0	N/A	N/A	N/A
18:00:00	0	N/A	N/A	N/A
19:00:00	0	N/A	N/A	N/A
20:00:00	0	N/A	N/A	N/A
21:00:00	0	N/A	N/A	N/A
22:00:00	0	N/A	N/A	N/A
23:00:00	0	N/A	N/A	N/A
00:00:00	0	N/A	N/A	N/A
01:00:00	0	N/A	N/A	N/A
02:00:00	0	N/A	N/A	N/A
03:00:00	0	N/A	N/A	N/A
04:00:00	0	N/A	N/A	N/A
05:00:00	0	N/A	N/A	N/A
06:00:00	0	N/A	N/A	N/A
07:00:00	0	N/A	N/A	N/A
08:00:00	0	N/A	N/A	N/A
09:00:00	0	N/A	N/A	N/A
10:00:00	0	N/A	N/A	N/A
11:00:00	0	N/A	N/A	N/A
12:00:00	0	N/A	N/A	N/A
13:00:00	0	N/A	N/A	N/A
14:00:00	0	N/A	N/A	N/A
15:00:00	0	N/A	N/A	N/A
16:00:00	0	N/A	N/A	N/A
17:00:00	0	N/A	N/A	N/A
18:00:00	0	N/A	N/A	N/A
19:00:00	0	N/A	N/A	N/A
20:00:00	0	N/A	N/A	N/A
21:00:00	0	N/A	N/A	N/A
22:00:00	0	N/A	N/A	N/A
23:00:00	0	N/A	N/A	N/A
00:00:00	0	N/A	N/A	N/A
01:00:00	0	N/A	N/A	N/A
02:00:00	0	N/A	N/A	N/A
03:00:00	0	N/A	N/A	N/A
04:00:00	0	N/A	N/A	N/A
05:00:00	0	N/A	N/A	N/A
06:00:00	0	N/A	N/A	N/A
07:00:00	0	N/A	N/A	N/A
08:00:00	0	N/A	N/A	N/A
09:00:00	0	N/A	N/A	N/A
10:00:00	0	N/A	N/A	N/A
11:00:00	0	N/A	N/A	N/A
12:00:00	0	N/A	N/A	N/A
13:00:00	0	N/A	N/A	N/A
14:00:00	0	N/A	N/A	N/A
15:00:00	0	N/A	N/A	N/A

Summary of Violators
Knoll Lane facing TBL Oct 24

from Mon-Oct-07-2024-02-00-PM to Wed-Nov-13-2024-03-59-PM

16:00:00	0	N/A	N/A	N/A
17:00:00	0	N/A	N/A	N/A
18:00:00	0	N/A	N/A	N/A
19:00:00	0	N/A	N/A	N/A
20:00:00	0	N/A	N/A	N/A
21:00:00	0	N/A	N/A	N/A
22:00:00	0	N/A	N/A	N/A
23:00:00	0	N/A	N/A	N/A
00:00:00	0	N/A	N/A	N/A
01:00:00	0	N/A	N/A	N/A
02:00:00	0	N/A	N/A	N/A
03:00:00	0	N/A	N/A	N/A
04:00:00	0	N/A	N/A	N/A
05:00:00	0	N/A	N/A	N/A
06:00:00	0	N/A	N/A	N/A
07:00:00	0	N/A	N/A	N/A
08:00:00	0	N/A	N/A	N/A
09:00:00	0	N/A	N/A	N/A
10:00:00	0	N/A	N/A	N/A
11:00:00	0	N/A	N/A	N/A
12:00:00	0	N/A	N/A	N/A
13:00:00	0	N/A	N/A	N/A
14:00:00	0	N/A	N/A	N/A
15:00:00	0	N/A	N/A	N/A
16:00:00	0	N/A	N/A	N/A
17:00:00	0	N/A	N/A	N/A
18:00:00	0	N/A	N/A	N/A
19:00:00	0	N/A	N/A	N/A
20:00:00	0	N/A	N/A	N/A
21:00:00	0	N/A	N/A	N/A
22:00:00	0	N/A	N/A	N/A
23:00:00	0	N/A	N/A	N/A
00:00:00	0	N/A	N/A	N/A
01:00:00	0	N/A	N/A	N/A
02:00:00	0	N/A	N/A	N/A
03:00:00	0	N/A	N/A	N/A
04:00:00	0	N/A	N/A	N/A
05:00:00	0	N/A	N/A	N/A
06:00:00	0	N/A	N/A	N/A
07:00:00	0	N/A	N/A	N/A
08:00:00	0	N/A	N/A	N/A
09:00:00	0	N/A	N/A	N/A
10:00:00	0	N/A	N/A	N/A
11:00:00	0	N/A	N/A	N/A
12:00:00	0	N/A	N/A	N/A
13:00:00	0	N/A	N/A	N/A
14:00:00	0	N/A	N/A	N/A
15:00:00	0	N/A	N/A	N/A
16:00:00	0	N/A	N/A	N/A

Summary of Violators

Knoll Lane facing TBL Oct 24

from Mon-Oct-07-2024-02-00-PM to Wed-Nov-13-2024-03-59-PM

17:00:00	0	N/A	N/A	N/A
18:00:00	0	N/A	N/A	N/A
19:00:00	0	N/A	N/A	N/A
20:00:00	0	N/A	N/A	N/A
21:00:00	0	N/A	N/A	N/A
22:00:00	0	N/A	N/A	N/A
23:00:00	0	N/A	N/A	N/A

Incoming Histogram

Knoll Lane facing TBL Oct 24

from Mon-Oct-07-2024-02-00-PM to Wed-Nov-13-2024-03-59-PM

Date	Starting Hr:min	<15	15 to <20	20 to <25	25 to <30	30 to <35	35 to <40	40 to <45	45 to <50	50 to <55	55 to <60	60 to <65	65 to <70	70 to <75	75 to <80	80 to <85	85 to <90	90 to <95	95 to <100	100 to >105	Total Counts	Avg Speed (MPH)	85pet Speed	10MPH Pace	% in pace	# of Speeders	% Speeders
07/10/2024	00:00	*	*	*	*	*	*	*	*	*	*	*	*	*	*	*	*	*	*	*	*	*	*	*	*	*	*
07/10/2024	01:00	*	*	*	*	*	*	*	*	*	*	*	*	*	*	*	*	*	*	*	*	*	*	*	*	*	*
07/10/2024	02:00	*	*	*	*	*	*	*	*	*	*	*	*	*	*	*	*	*	*	*	*	*	*	*	*	*	*
07/10/2024	03:00	*	*	*	*	*	*	*	*	*	*	*	*	*	*	*	*	*	*	*	*	*	*	*	*	*	*
07/10/2024	04:00	*	*	*	*	*	*	*	*	*	*	*	*	*	*	*	*	*	*	*	*	*	*	*	*	*	*
07/10/2024	05:00	*	*	*	*	*	*	*	*	*	*	*	*	*	*	*	*	*	*	*	*	*	*	*	*	*	*
07/10/2024	06:00	*	*	*	*	*	*	*	*	*	*	*	*	*	*	*	*	*	*	*	*	*	*	*	*	*	*
07/10/2024	07:00	*	*	*	*	*	*	*	*	*	*	*	*	*	*	*	*	*	*	*	*	*	*	*	*	*	*
07/10/2024	08:00	*	*	*	*	*	*	*	*	*	*	*	*	*	*	*	*	*	*	*	*	*	*	*	*	*	*
07/10/2024	09:00	*	*	*	*	*	*	*	*	*	*	*	*	*	*	*	*	*	*	*	*	*	*	*	*	*	*
07/10/2024	10:00	*	*	*	*	*	*	*	*	*	*	*	*	*	*	*	*	*	*	*	*	*	*	*	*	*	*
07/10/2024	11:00	*	*	*	*	*	*	*	*	*	*	*	*	*	*	*	*	*	*	*	*	*	*	*	*	*	*
07/10/2024	12:00	*	*	*	*	*	*	*	*	*	*	*	*	*	*	*	*	*	*	*	*	*	*	*	*	*	*
07/10/2024	13:00	*	*	*	*	*	*	*	*	*	*	*	*	*	*	*	*	*	*	*	*	*	*	*	*	*	*
07/10/2024	14:00	0	0	16	55	59	30	13	2	0	0	0	0	0	0	0	0	0	0	0	175	31.8	38.2	25 to 35	65.1	45	25.7
07/10/2024	15:00	1	8	26	128	160	77	27	3	1	1	0	0	0	0	0	0	0	0	0	432	31.8	37.9	25 to 35	66.7	109	25.2
07/10/2024	16:00	1	13	58	149	136	58	22	4	0	0	0	0	0	0	0	0	0	0	0	441	30.3	36.6	25 to 35	64.6	84	19.0
07/10/2024	17:00	6	20	45	162	131	77	24	6	1	0	0	0	0	0	0	0	0	0	0	472	30.5	37.4	25 to 35	62.1	108	22.9
07/10/2024	18:00	6	10	38	154	101	55	14	2	1	0	0	0	0	0	0	0	0	0	0	381	29.9	36.4	25 to 35	66.9	72	18.9
07/10/2024	19:00	22	8	14	67	101	33	5	0	0	0	0	0	0	0	0	0	0	0	0	250	28.8	35	25 to 35	67.2	38	15.2
07/10/2024	20:00	73	3	11	53	47	28	2	0	1	0	0	0	0	0	0	0	0	0	0	218	23	34.8	25 to 35	45.9	31	14.2
07/10/2024	21:00	9	0	4	52	42	23	9	2	1	0	0	0	0	0	0	0	0	0	0	142	30.5	38	25 to 35	66.2	35	24.6
07/10/2024	22:00	4	0	2	22	23	12	9	2	1	0	0	0	0	0	0	0	0	0	0	75	31.9	40.6	25 to 35	60.0	24	32.0
07/10/2024	23:00	0	0	1	6	13	9	6	0	0	0	0	0	0	0	0	0	0	0	0	35	34.1	40.8	30 to 40	62.9	15	42.9
24 Hr Summary		122	62	215	848	813	402	131	21	6	1	0	0	0	0	0	0	0	0	0	2621	30	37.1	25 to 35	63.4	561	21.4

Incoming Histogram

Knoll Lane facing TBL Oct 24

from Mon-Oct-07-2024-02-00-PM to Wed-Nov-13-2024-03-59-PM

Date	Starting Hr:min	<15	15 to <20	20 to <25	25 to <30	30 to <35	35 to <40	40 to <45	45 to <50	50 to <55	55 to <60	60 to <65	65 to <70	70 to <75	75 to <80	80 to <85	85 to <90	90 to <95	95 to <100	100 to >105	Total Counts	Avg Speed (MPH)	85pct Speed	10MPH Pace	% in pace	# of Speeders	% Speeders	
08/10/2024	00:00	0	0	0	4	3	8	0	0	1	0	0	0	0	0	0	0	0	0	0	0	16	34.6	39.4	30 to 40	68.8	9	56.3
08/10/2024	01:00	0	0	0	3	3	3	1	0	0	0	0	0	0	0	0	0	0	0	0	0	10	33.3	38.3	25 to 35	60.0	4	40.0
08/10/2024	02:00	0	0	0	2	2	1	0	1	0	0	0	0	0	0	0	0	0	0	0	0	6	33.7	40	25 to 35	66.7	2	33.3
08/10/2024	03:00	0	0	1	1	4	2	2	3	0	0	0	0	0	0	0	0	0	0	0	0	13	36.7	46.7	30 to 40	46.2	7	53.8
08/10/2024	04:00	0	0	0	6	1	4	0	0	0	0	0	0	0	0	0	0	0	0	0	0	11	31.2	37.5	25 to 35	63.6	4	36.4
08/10/2024	05:00	0	0	1	1	6	5	1	0	0	0	0	0	0	0	0	0	0	0	0	0	14	33.6	39	30 to 40	78.6	6	42.9
08/10/2024	06:00	*	*	*	*	*	*	*	*	*	*	*	*	*	*	*	*	*	*	*	*	*	*	*	*	*	*	*
08/10/2024	07:00	*	*	*	*	*	*	*	*	*	*	*	*	*	*	*	*	*	*	*	*	*	*	*	*	*	*	*
08/10/2024	08:00	*	*	*	*	*	*	*	*	*	*	*	*	*	*	*	*	*	*	*	*	*	*	*	*	*	*	*
08/10/2024	09:00	*	*	*	*	*	*	*	*	*	*	*	*	*	*	*	*	*	*	*	*	*	*	*	*	*	*	*
08/10/2024	10:00	*	*	*	*	*	*	*	*	*	*	*	*	*	*	*	*	*	*	*	*	*	*	*	*	*	*	*
08/10/2024	11:00	*	*	*	*	*	*	*	*	*	*	*	*	*	*	*	*	*	*	*	*	*	*	*	*	*	*	*
08/10/2024	12:00	*	*	*	*	*	*	*	*	*	*	*	*	*	*	*	*	*	*	*	*	*	*	*	*	*	*	*
08/10/2024	13:00	*	*	*	*	*	*	*	*	*	*	*	*	*	*	*	*	*	*	*	*	*	*	*	*	*	*	*
08/10/2024	14:00	*	*	*	*	*	*	*	*	*	*	*	*	*	*	*	*	*	*	*	*	*	*	*	*	*	*	*
08/10/2024	15:00	*	*	*	*	*	*	*	*	*	*	*	*	*	*	*	*	*	*	*	*	*	*	*	*	*	*	*
08/10/2024	16:00	*	*	*	*	*	*	*	*	*	*	*	*	*	*	*	*	*	*	*	*	*	*	*	*	*	*	*
08/10/2024	17:00	*	*	*	*	*	*	*	*	*	*	*	*	*	*	*	*	*	*	*	*	*	*	*	*	*	*	*
08/10/2024	18:00	*	*	*	*	*	*	*	*	*	*	*	*	*	*	*	*	*	*	*	*	*	*	*	*	*	*	*
08/10/2024	19:00	*	*	*	*	*	*	*	*	*	*	*	*	*	*	*	*	*	*	*	*	*	*	*	*	*	*	*
08/10/2024	20:00	*	*	*	*	*	*	*	*	*	*	*	*	*	*	*	*	*	*	*	*	*	*	*	*	*	*	*
08/10/2024	21:00	*	*	*	*	*	*	*	*	*	*	*	*	*	*	*	*	*	*	*	*	*	*	*	*	*	*	*
08/10/2024	22:00	*	*	*	*	*	*	*	*	*	*	*	*	*	*	*	*	*	*	*	*	*	*	*	*	*	*	*
08/10/2024	23:00	*	*	*	*	*	*	*	*	*	*	*	*	*	*	*	*	*	*	*	*	*	*	*	*	*	*	*
24 Hr Summary		0	0	2	17	19	23	4	4	1	0	0	0	0	0	0	0	0	0	0	0	70	34	39.8	30 to 40	60.0	32	45.7

Incoming Histogram

Knoll Lane facing TBL Oct 24

from Mon-Oct-07-2024-02-00-PM to Wed-Nov-13-2024-03-59-PM

Date	Starting Hr:min	<15	15 to <20	20 to <25	25 to <30	30 to <35	35 to <40	40 to <45	45 to <50	50 to <55	55 to <60	60 to <65	65 to <70	70 to <75	75 to <80	80 to <85	85 to <90	90 to <95	95 to <100	100 to >105	Total Counts	Avg Speed (MPH)	85pct Speed	10MPH Pace	% in pace	# of Speeders	% Speeders
09/10/2024	00:00	*	*	*	*	*	*	*	*	*	*	*	*	*	*	*	*	*	*	*	*	*	*	*	*	*	*
09/10/2024	01:00	*	*	*	*	*	*	*	*	*	*	*	*	*	*	*	*	*	*	*	*	*	*	*	*	*	*
09/10/2024	02:00	*	*	*	*	*	*	*	*	*	*	*	*	*	*	*	*	*	*	*	*	*	*	*	*	*	*
09/10/2024	03:00	*	*	*	*	*	*	*	*	*	*	*	*	*	*	*	*	*	*	*	*	*	*	*	*	*	*
09/10/2024	04:00	*	*	*	*	*	*	*	*	*	*	*	*	*	*	*	*	*	*	*	*	*	*	*	*	*	*
09/10/2024	05:00	*	*	*	*	*	*	*	*	*	*	*	*	*	*	*	*	*	*	*	*	*	*	*	*	*	*
09/10/2024	06:00	*	*	*	*	*	*	*	*	*	*	*	*	*	*	*	*	*	*	*	*	*	*	*	*	*	*
09/10/2024	07:00	*	*	*	*	*	*	*	*	*	*	*	*	*	*	*	*	*	*	*	*	*	*	*	*	*	*
09/10/2024	08:00	*	*	*	*	*	*	*	*	*	*	*	*	*	*	*	*	*	*	*	*	*	*	*	*	*	*
09/10/2024	09:00	*	*	*	*	*	*	*	*	*	*	*	*	*	*	*	*	*	*	*	*	*	*	*	*	*	*
09/10/2024	10:00	*	*	*	*	*	*	*	*	*	*	*	*	*	*	*	*	*	*	*	*	*	*	*	*	*	*
09/10/2024	11:00	*	*	*	*	*	*	*	*	*	*	*	*	*	*	*	*	*	*	*	*	*	*	*	*	*	*
09/10/2024	12:00	*	*	*	*	*	*	*	*	*	*	*	*	*	*	*	*	*	*	*	*	*	*	*	*	*	*
09/10/2024	13:00	*	*	*	*	*	*	*	*	*	*	*	*	*	*	*	*	*	*	*	*	*	*	*	*	*	*
09/10/2024	14:00	*	*	*	*	*	*	*	*	*	*	*	*	*	*	*	*	*	*	*	*	*	*	*	*	*	*
09/10/2024	15:00	*	*	*	*	*	*	*	*	*	*	*	*	*	*	*	*	*	*	*	*	*	*	*	*	*	*
09/10/2024	16:00	*	*	*	*	*	*	*	*	*	*	*	*	*	*	*	*	*	*	*	*	*	*	*	*	*	*
09/10/2024	17:00	*	*	*	*	*	*	*	*	*	*	*	*	*	*	*	*	*	*	*	*	*	*	*	*	*	*
09/10/2024	18:00	*	*	*	*	*	*	*	*	*	*	*	*	*	*	*	*	*	*	*	*	*	*	*	*	*	*
09/10/2024	19:00	*	*	*	*	*	*	*	*	*	*	*	*	*	*	*	*	*	*	*	*	*	*	*	*	*	*
09/10/2024	20:00	*	*	*	*	*	*	*	*	*	*	*	*	*	*	*	*	*	*	*	*	*	*	*	*	*	*
09/10/2024	21:00	*	*	*	*	*	*	*	*	*	*	*	*	*	*	*	*	*	*	*	*	*	*	*	*	*	*
09/10/2024	22:00	*	*	*	*	*	*	*	*	*	*	*	*	*	*	*	*	*	*	*	*	*	*	*	*	*	*
09/10/2024	23:00	*	*	*	*	*	*	*	*	*	*	*	*	*	*	*	*	*	*	*	*	*	*	*	*	*	*
24 Hr Summary		0	0	0	0	0	0	0	0	0	0	0	0	0	0	0	0	0	0	0	0	0	0	0	*	*	*

Incoming Histogram

Knoll Lane facing TBL Oct 24

from Mon-Oct-07-2024-02-00-PM to Wed-Nov-13-2024-03-59-PM

Date	Starting Hr:min	<15	15 to <20	20 to <25	25 to <30	30 to <35	35 to <40	40 to <45	45 to <50	50 to <55	55 to <60	60 to <65	65 to <70	70 to <75	75 to <80	80 to <85	85 to <90	90 to <95	95 to <100	100 to >105	Total Counts	Avg Speed (MPH)	85pet Speed	10MPH Pace	% in pace	# of Speeders	% Speeders
10/10/2024	00:00	*	*	*	*	*	*	*	*	*	*	*	*	*	*	*	*	*	*	*	*	*	*	*	*	*	*
10/10/2024	01:00	*	*	*	*	*	*	*	*	*	*	*	*	*	*	*	*	*	*	*	*	*	*	*	*	*	*
10/10/2024	02:00	*	*	*	*	*	*	*	*	*	*	*	*	*	*	*	*	*	*	*	*	*	*	*	*	*	*
10/10/2024	03:00	*	*	*	*	*	*	*	*	*	*	*	*	*	*	*	*	*	*	*	*	*	*	*	*	*	*
10/10/2024	04:00	*	*	*	*	*	*	*	*	*	*	*	*	*	*	*	*	*	*	*	*	*	*	*	*	*	*
10/10/2024	05:00	*	*	*	*	*	*	*	*	*	*	*	*	*	*	*	*	*	*	*	*	*	*	*	*	*	*
10/10/2024	06:00	*	*	*	*	*	*	*	*	*	*	*	*	*	*	*	*	*	*	*	*	*	*	*	*	*	*
10/10/2024	07:00	*	*	*	*	*	*	*	*	*	*	*	*	*	*	*	*	*	*	*	*	*	*	*	*	*	*
10/10/2024	08:00	*	*	*	*	*	*	*	*	*	*	*	*	*	*	*	*	*	*	*	*	*	*	*	*	*	*
10/10/2024	09:00	*	*	*	*	*	*	*	*	*	*	*	*	*	*	*	*	*	*	*	*	*	*	*	*	*	*
10/10/2024	10:00	*	*	*	*	*	*	*	*	*	*	*	*	*	*	*	*	*	*	*	*	*	*	*	*	*	*
10/10/2024	11:00	*	*	*	*	*	*	*	*	*	*	*	*	*	*	*	*	*	*	*	*	*	*	*	*	*	*
10/10/2024	12:00	*	*	*	*	*	*	*	*	*	*	*	*	*	*	*	*	*	*	*	*	*	*	*	*	*	*
10/10/2024	13:00	*	*	*	*	*	*	*	*	*	*	*	*	*	*	*	*	*	*	*	*	*	*	*	*	*	*
10/10/2024	14:00	*	*	*	*	*	*	*	*	*	*	*	*	*	*	*	*	*	*	*	*	*	*	*	*	*	*
10/10/2024	15:00	*	*	*	*	*	*	*	*	*	*	*	*	*	*	*	*	*	*	*	*	*	*	*	*	*	*
10/10/2024	16:00	*	*	*	*	*	*	*	*	*	*	*	*	*	*	*	*	*	*	*	*	*	*	*	*	*	*
10/10/2024	17:00	*	*	*	*	*	*	*	*	*	*	*	*	*	*	*	*	*	*	*	*	*	*	*	*	*	*
10/10/2024	18:00	*	*	*	*	*	*	*	*	*	*	*	*	*	*	*	*	*	*	*	*	*	*	*	*	*	*
10/10/2024	19:00	*	*	*	*	*	*	*	*	*	*	*	*	*	*	*	*	*	*	*	*	*	*	*	*	*	*
10/10/2024	20:00	*	*	*	*	*	*	*	*	*	*	*	*	*	*	*	*	*	*	*	*	*	*	*	*	*	*
10/10/2024	21:00	*	*	*	*	*	*	*	*	*	*	*	*	*	*	*	*	*	*	*	*	*	*	*	*	*	*
10/10/2024	22:00	*	*	*	*	*	*	*	*	*	*	*	*	*	*	*	*	*	*	*	*	*	*	*	*	*	*
10/10/2024	23:00	*	*	*	*	*	*	*	*	*	*	*	*	*	*	*	*	*	*	*	*	*	*	*	*	*	*
24 Hr Summary		0	0	0	0	0	0	0	0	0	0	0	0	0	0	0	0	0	0	0	0	0	0	0	*	*	*

Incoming Histogram

Knoll Lane facing TBL Oct 24

from Mon-Oct-07-2024-02-00-PM to Wed-Nov-13-2024-03-59-PM

Date	Starting Hr:min	<15	15 to <20	20 to <25	25 to <30	30 to <35	35 to <40	40 to <45	45 to <50	50 to <55	55 to <60	60 to <65	65 to <70	70 to <75	75 to <80	80 to <85	85 to <90	90 to <95	95 to <100	100 to >105	Total Counts	Avg Speed (MPH)	85pet Speed	10MPH Pace	% in pace	# of Speeders	% Speeders
11/10/2024	00:00	*	*	*	*	*	*	*	*	*	*	*	*	*	*	*	*	*	*	*	*	*	*	*	*	*	*
11/10/2024	01:00	*	*	*	*	*	*	*	*	*	*	*	*	*	*	*	*	*	*	*	*	*	*	*	*	*	*
11/10/2024	02:00	*	*	*	*	*	*	*	*	*	*	*	*	*	*	*	*	*	*	*	*	*	*	*	*	*	*
11/10/2024	03:00	*	*	*	*	*	*	*	*	*	*	*	*	*	*	*	*	*	*	*	*	*	*	*	*	*	*
11/10/2024	04:00	*	*	*	*	*	*	*	*	*	*	*	*	*	*	*	*	*	*	*	*	*	*	*	*	*	*
11/10/2024	05:00	*	*	*	*	*	*	*	*	*	*	*	*	*	*	*	*	*	*	*	*	*	*	*	*	*	*
11/10/2024	06:00	*	*	*	*	*	*	*	*	*	*	*	*	*	*	*	*	*	*	*	*	*	*	*	*	*	*
11/10/2024	07:00	*	*	*	*	*	*	*	*	*	*	*	*	*	*	*	*	*	*	*	*	*	*	*	*	*	*
11/10/2024	08:00	*	*	*	*	*	*	*	*	*	*	*	*	*	*	*	*	*	*	*	*	*	*	*	*	*	*
11/10/2024	09:00	*	*	*	*	*	*	*	*	*	*	*	*	*	*	*	*	*	*	*	*	*	*	*	*	*	*
11/10/2024	10:00	*	*	*	*	*	*	*	*	*	*	*	*	*	*	*	*	*	*	*	*	*	*	*	*	*	*
11/10/2024	11:00	*	*	*	*	*	*	*	*	*	*	*	*	*	*	*	*	*	*	*	*	*	*	*	*	*	*
11/10/2024	12:00	*	*	*	*	*	*	*	*	*	*	*	*	*	*	*	*	*	*	*	*	*	*	*	*	*	*
11/10/2024	13:00	*	*	*	*	*	*	*	*	*	*	*	*	*	*	*	*	*	*	*	*	*	*	*	*	*	*
11/10/2024	14:00	*	*	*	*	*	*	*	*	*	*	*	*	*	*	*	*	*	*	*	*	*	*	*	*	*	*
11/10/2024	15:00	*	*	*	*	*	*	*	*	*	*	*	*	*	*	*	*	*	*	*	*	*	*	*	*	*	*
11/10/2024	16:00	*	*	*	*	*	*	*	*	*	*	*	*	*	*	*	*	*	*	*	*	*	*	*	*	*	*
11/10/2024	17:00	*	*	*	*	*	*	*	*	*	*	*	*	*	*	*	*	*	*	*	*	*	*	*	*	*	*
11/10/2024	18:00	*	*	*	*	*	*	*	*	*	*	*	*	*	*	*	*	*	*	*	*	*	*	*	*	*	*
11/10/2024	19:00	*	*	*	*	*	*	*	*	*	*	*	*	*	*	*	*	*	*	*	*	*	*	*	*	*	*
11/10/2024	20:00	*	*	*	*	*	*	*	*	*	*	*	*	*	*	*	*	*	*	*	*	*	*	*	*	*	*
11/10/2024	21:00	*	*	*	*	*	*	*	*	*	*	*	*	*	*	*	*	*	*	*	*	*	*	*	*	*	*
11/10/2024	22:00	*	*	*	*	*	*	*	*	*	*	*	*	*	*	*	*	*	*	*	*	*	*	*	*	*	*
11/10/2024	23:00	*	*	*	*	*	*	*	*	*	*	*	*	*	*	*	*	*	*	*	*	*	*	*	*	*	*
24 Hr Summary		0	0	0	0	0	0	0	0	0	0	0	0	0	0	0	0	0	0	0	0	0	0	0	*	*	*

Incoming Histogram

Knoll Lane facing TBL Oct 24

from Mon-Oct-07-2024-02-00-PM to Wed-Nov-13-2024-03-59-PM

Date	Starting Hr:min	<15	15 to <20	20 to <25	25 to <30	30 to <35	35 to <40	40 to <45	45 to <50	50 to <55	55 to <60	60 to <65	65 to <70	70 to <75	75 to <80	80 to <85	85 to <90	90 to <95	95 to <100	100 to >105	Total Counts	Avg Speed (MPH)	85pet Speed	10MPH Pace	% in pace	# of Speeders	% Speeders
12/10/2024	00:00	*	*	*	*	*	*	*	*	*	*	*	*	*	*	*	*	*	*	*	*	*	*	*	*	*	*
12/10/2024	01:00	*	*	*	*	*	*	*	*	*	*	*	*	*	*	*	*	*	*	*	*	*	*	*	*	*	*
12/10/2024	02:00	*	*	*	*	*	*	*	*	*	*	*	*	*	*	*	*	*	*	*	*	*	*	*	*	*	*
12/10/2024	03:00	*	*	*	*	*	*	*	*	*	*	*	*	*	*	*	*	*	*	*	*	*	*	*	*	*	*
12/10/2024	04:00	*	*	*	*	*	*	*	*	*	*	*	*	*	*	*	*	*	*	*	*	*	*	*	*	*	*
12/10/2024	05:00	*	*	*	*	*	*	*	*	*	*	*	*	*	*	*	*	*	*	*	*	*	*	*	*	*	*
12/10/2024	06:00	*	*	*	*	*	*	*	*	*	*	*	*	*	*	*	*	*	*	*	*	*	*	*	*	*	*
12/10/2024	07:00	*	*	*	*	*	*	*	*	*	*	*	*	*	*	*	*	*	*	*	*	*	*	*	*	*	*
12/10/2024	08:00	*	*	*	*	*	*	*	*	*	*	*	*	*	*	*	*	*	*	*	*	*	*	*	*	*	*
12/10/2024	09:00	*	*	*	*	*	*	*	*	*	*	*	*	*	*	*	*	*	*	*	*	*	*	*	*	*	*
12/10/2024	10:00	*	*	*	*	*	*	*	*	*	*	*	*	*	*	*	*	*	*	*	*	*	*	*	*	*	*
12/10/2024	11:00	*	*	*	*	*	*	*	*	*	*	*	*	*	*	*	*	*	*	*	*	*	*	*	*	*	*
12/10/2024	12:00	*	*	*	*	*	*	*	*	*	*	*	*	*	*	*	*	*	*	*	*	*	*	*	*	*	*
12/10/2024	13:00	*	*	*	*	*	*	*	*	*	*	*	*	*	*	*	*	*	*	*	*	*	*	*	*	*	*
12/10/2024	14:00	*	*	*	*	*	*	*	*	*	*	*	*	*	*	*	*	*	*	*	*	*	*	*	*	*	*
12/10/2024	15:00	*	*	*	*	*	*	*	*	*	*	*	*	*	*	*	*	*	*	*	*	*	*	*	*	*	*
12/10/2024	16:00	*	*	*	*	*	*	*	*	*	*	*	*	*	*	*	*	*	*	*	*	*	*	*	*	*	*
12/10/2024	17:00	*	*	*	*	*	*	*	*	*	*	*	*	*	*	*	*	*	*	*	*	*	*	*	*	*	*
12/10/2024	18:00	*	*	*	*	*	*	*	*	*	*	*	*	*	*	*	*	*	*	*	*	*	*	*	*	*	*
12/10/2024	19:00	*	*	*	*	*	*	*	*	*	*	*	*	*	*	*	*	*	*	*	*	*	*	*	*	*	*
12/10/2024	20:00	*	*	*	*	*	*	*	*	*	*	*	*	*	*	*	*	*	*	*	*	*	*	*	*	*	*
12/10/2024	21:00	*	*	*	*	*	*	*	*	*	*	*	*	*	*	*	*	*	*	*	*	*	*	*	*	*	*
12/10/2024	22:00	*	*	*	*	*	*	*	*	*	*	*	*	*	*	*	*	*	*	*	*	*	*	*	*	*	*
12/10/2024	23:00	*	*	*	*	*	*	*	*	*	*	*	*	*	*	*	*	*	*	*	*	*	*	*	*	*	*
24 Hr Summary		0	0	0	0	0	0	0	0	0	0	0	0	0	0	0	0	0	0	0	0	0	0	0	*	*	*

Incoming Histogram

Knoll Lane facing TBL Oct 24

from Mon-Oct-07-2024-02-00-PM to Wed-Nov-13-2024-03-59-PM

Date	Starting Hr:min	<15	15 to <20	20 to <25	25 to <30	30 to <35	35 to <40	40 to <45	45 to <50	50 to <55	55 to <60	60 to <65	65 to <70	70 to <75	75 to <80	80 to <85	85 to <90	90 to <95	95 to <100	100 to >105	Total Counts	Avg Speed (MPH)	85pet Speed	10MPH Pace	% in pace	# of Speeders	% Speeders
13/10/2024	00:00	*	*	*	*	*	*	*	*	*	*	*	*	*	*	*	*	*	*	*	*	*	*	*	*	*	*
13/10/2024	01:00	*	*	*	*	*	*	*	*	*	*	*	*	*	*	*	*	*	*	*	*	*	*	*	*	*	*
13/10/2024	02:00	*	*	*	*	*	*	*	*	*	*	*	*	*	*	*	*	*	*	*	*	*	*	*	*	*	*
13/10/2024	03:00	*	*	*	*	*	*	*	*	*	*	*	*	*	*	*	*	*	*	*	*	*	*	*	*	*	*
13/10/2024	04:00	*	*	*	*	*	*	*	*	*	*	*	*	*	*	*	*	*	*	*	*	*	*	*	*	*	*
13/10/2024	05:00	*	*	*	*	*	*	*	*	*	*	*	*	*	*	*	*	*	*	*	*	*	*	*	*	*	*
13/10/2024	06:00	*	*	*	*	*	*	*	*	*	*	*	*	*	*	*	*	*	*	*	*	*	*	*	*	*	*
13/10/2024	07:00	*	*	*	*	*	*	*	*	*	*	*	*	*	*	*	*	*	*	*	*	*	*	*	*	*	*
13/10/2024	08:00	*	*	*	*	*	*	*	*	*	*	*	*	*	*	*	*	*	*	*	*	*	*	*	*	*	*
13/10/2024	09:00	*	*	*	*	*	*	*	*	*	*	*	*	*	*	*	*	*	*	*	*	*	*	*	*	*	*
13/10/2024	10:00	*	*	*	*	*	*	*	*	*	*	*	*	*	*	*	*	*	*	*	*	*	*	*	*	*	*
13/10/2024	11:00	*	*	*	*	*	*	*	*	*	*	*	*	*	*	*	*	*	*	*	*	*	*	*	*	*	*
13/10/2024	12:00	*	*	*	*	*	*	*	*	*	*	*	*	*	*	*	*	*	*	*	*	*	*	*	*	*	*
13/10/2024	13:00	*	*	*	*	*	*	*	*	*	*	*	*	*	*	*	*	*	*	*	*	*	*	*	*	*	*
13/10/2024	14:00	*	*	*	*	*	*	*	*	*	*	*	*	*	*	*	*	*	*	*	*	*	*	*	*	*	*
13/10/2024	15:00	*	*	*	*	*	*	*	*	*	*	*	*	*	*	*	*	*	*	*	*	*	*	*	*	*	*
13/10/2024	16:00	*	*	*	*	*	*	*	*	*	*	*	*	*	*	*	*	*	*	*	*	*	*	*	*	*	*
13/10/2024	17:00	*	*	*	*	*	*	*	*	*	*	*	*	*	*	*	*	*	*	*	*	*	*	*	*	*	*
13/10/2024	18:00	*	*	*	*	*	*	*	*	*	*	*	*	*	*	*	*	*	*	*	*	*	*	*	*	*	*
13/10/2024	19:00	*	*	*	*	*	*	*	*	*	*	*	*	*	*	*	*	*	*	*	*	*	*	*	*	*	*
13/10/2024	20:00	*	*	*	*	*	*	*	*	*	*	*	*	*	*	*	*	*	*	*	*	*	*	*	*	*	*
13/10/2024	21:00	*	*	*	*	*	*	*	*	*	*	*	*	*	*	*	*	*	*	*	*	*	*	*	*	*	*
13/10/2024	22:00	*	*	*	*	*	*	*	*	*	*	*	*	*	*	*	*	*	*	*	*	*	*	*	*	*	*
13/10/2024	23:00	*	*	*	*	*	*	*	*	*	*	*	*	*	*	*	*	*	*	*	*	*	*	*	*	*	*
24 Hr Summary		0	0	0	0	0	0	0	0	0	0	0	0	0	0	0	0	0	0	0	0	0	0	0	*	*	*

Incoming Histogram

Knoll Lane facing TBL Oct 24

from Mon-Oct-07-2024-02-00-PM to Wed-Nov-13-2024-03-59-PM

Date	Starting Hr:min	<15	15 to <20	20 to <25	25 to <30	30 to <35	35 to <40	40 to <45	45 to <50	50 to <55	55 to <60	60 to <65	65 to <70	70 to <75	75 to <80	80 to <85	85 to <90	90 to <95	95 to <100	100 to >105	Total Counts	Avg Speed (MPH)	85pet Speed	10MPH Pace	% in pace	# of Speeders	% Speeders
14/10/2024	00:00	*	*	*	*	*	*	*	*	*	*	*	*	*	*	*	*	*	*	*	*	*	*	*	*	*	*
14/10/2024	01:00	*	*	*	*	*	*	*	*	*	*	*	*	*	*	*	*	*	*	*	*	*	*	*	*	*	*
14/10/2024	02:00	*	*	*	*	*	*	*	*	*	*	*	*	*	*	*	*	*	*	*	*	*	*	*	*	*	*
14/10/2024	03:00	*	*	*	*	*	*	*	*	*	*	*	*	*	*	*	*	*	*	*	*	*	*	*	*	*	*
14/10/2024	04:00	*	*	*	*	*	*	*	*	*	*	*	*	*	*	*	*	*	*	*	*	*	*	*	*	*	*
14/10/2024	05:00	*	*	*	*	*	*	*	*	*	*	*	*	*	*	*	*	*	*	*	*	*	*	*	*	*	*
14/10/2024	06:00	*	*	*	*	*	*	*	*	*	*	*	*	*	*	*	*	*	*	*	*	*	*	*	*	*	*
14/10/2024	07:00	*	*	*	*	*	*	*	*	*	*	*	*	*	*	*	*	*	*	*	*	*	*	*	*	*	*
14/10/2024	08:00	*	*	*	*	*	*	*	*	*	*	*	*	*	*	*	*	*	*	*	*	*	*	*	*	*	*
14/10/2024	09:00	*	*	*	*	*	*	*	*	*	*	*	*	*	*	*	*	*	*	*	*	*	*	*	*	*	*
14/10/2024	10:00	*	*	*	*	*	*	*	*	*	*	*	*	*	*	*	*	*	*	*	*	*	*	*	*	*	*
14/10/2024	11:00	*	*	*	*	*	*	*	*	*	*	*	*	*	*	*	*	*	*	*	*	*	*	*	*	*	*
14/10/2024	12:00	*	*	*	*	*	*	*	*	*	*	*	*	*	*	*	*	*	*	*	*	*	*	*	*	*	*
14/10/2024	13:00	*	*	*	*	*	*	*	*	*	*	*	*	*	*	*	*	*	*	*	*	*	*	*	*	*	*
14/10/2024	14:00	*	*	*	*	*	*	*	*	*	*	*	*	*	*	*	*	*	*	*	*	*	*	*	*	*	*
14/10/2024	15:00	*	*	*	*	*	*	*	*	*	*	*	*	*	*	*	*	*	*	*	*	*	*	*	*	*	*
14/10/2024	16:00	*	*	*	*	*	*	*	*	*	*	*	*	*	*	*	*	*	*	*	*	*	*	*	*	*	*
14/10/2024	17:00	*	*	*	*	*	*	*	*	*	*	*	*	*	*	*	*	*	*	*	*	*	*	*	*	*	*
14/10/2024	18:00	*	*	*	*	*	*	*	*	*	*	*	*	*	*	*	*	*	*	*	*	*	*	*	*	*	*
14/10/2024	19:00	*	*	*	*	*	*	*	*	*	*	*	*	*	*	*	*	*	*	*	*	*	*	*	*	*	*
14/10/2024	20:00	*	*	*	*	*	*	*	*	*	*	*	*	*	*	*	*	*	*	*	*	*	*	*	*	*	*
14/10/2024	21:00	*	*	*	*	*	*	*	*	*	*	*	*	*	*	*	*	*	*	*	*	*	*	*	*	*	*
14/10/2024	22:00	*	*	*	*	*	*	*	*	*	*	*	*	*	*	*	*	*	*	*	*	*	*	*	*	*	*
14/10/2024	23:00	*	*	*	*	*	*	*	*	*	*	*	*	*	*	*	*	*	*	*	*	*	*	*	*	*	*
24 Hr Summary		0	0	0	0	0	0	0	0	0	0	0	0	0	0	0	0	0	0	0	0	0	0	0	*	*	*

Incoming Histogram

Knoll Lane facing TBL Oct 24

from Mon-Oct-07-2024-02-00-PM to Wed-Nov-13-2024-03-59-PM

Date	Starting Hr:min	<15	15 to <20	20 to <25	25 to <30	30 to <35	35 to <40	40 to <45	45 to <50	50 to <55	55 to <60	60 to <65	65 to <70	70 to <75	75 to <80	80 to <85	85 to <90	90 to <95	95 to <100	100 to >105	Total Counts	Avg Speed (MPH)	85pet Speed	10MPH Pace	% in pace	# of Speeders	% Speeders
15/10/2024	00:00	*	*	*	*	*	*	*	*	*	*	*	*	*	*	*	*	*	*	*	*	*	*	*	*	*	*
15/10/2024	01:00	*	*	*	*	*	*	*	*	*	*	*	*	*	*	*	*	*	*	*	*	*	*	*	*	*	*
15/10/2024	02:00	*	*	*	*	*	*	*	*	*	*	*	*	*	*	*	*	*	*	*	*	*	*	*	*	*	*
15/10/2024	03:00	*	*	*	*	*	*	*	*	*	*	*	*	*	*	*	*	*	*	*	*	*	*	*	*	*	*
15/10/2024	04:00	*	*	*	*	*	*	*	*	*	*	*	*	*	*	*	*	*	*	*	*	*	*	*	*	*	*
15/10/2024	05:00	*	*	*	*	*	*	*	*	*	*	*	*	*	*	*	*	*	*	*	*	*	*	*	*	*	*
15/10/2024	06:00	*	*	*	*	*	*	*	*	*	*	*	*	*	*	*	*	*	*	*	*	*	*	*	*	*	*
15/10/2024	07:00	*	*	*	*	*	*	*	*	*	*	*	*	*	*	*	*	*	*	*	*	*	*	*	*	*	*
15/10/2024	08:00	*	*	*	*	*	*	*	*	*	*	*	*	*	*	*	*	*	*	*	*	*	*	*	*	*	*
15/10/2024	09:00	0	0	5	27	21	6	4	1	0	0	0	0	0	0	0	0	0	0	0	64	30.8	35.8	25 to 35	75.0	11	17.2
15/10/2024	10:00	0	0	5	69	77	50	14	2	2	0	0	0	0	0	0	0	0	0	0	219	32.7	38.5	25 to 35	66.7	68	31.1
15/10/2024	11:00	1	1	24	107	84	28	13	5	0	0	0	0	0	0	0	0	0	0	0	263	30.7	36.2	25 to 35	72.6	46	17.5
15/10/2024	12:00	0	0	25	92	89	31	14	2	0	0	0	0	0	0	0	0	0	0	0	253	30.9	36.5	25 to 35	71.5	47	18.6
15/10/2024	13:00	0	0	11	103	94	47	17	5	1	0	0	0	0	0	0	0	0	0	0	278	32	38	25 to 35	70.9	70	25.2
15/10/2024	14:00	0	2	14	85	110	63	13	3	0	0	0	0	0	0	0	0	0	0	0	290	32.1	37.8	25 to 35	67.2	79	27.2
15/10/2024	15:00	4	1	30	146	150	82	14	2	0	0	0	0	0	0	0	0	0	0	0	429	31.2	37.1	25 to 35	69.0	98	22.8
15/10/2024	16:00	0	2	36	173	150	70	28	11	2	0	0	0	0	0	0	0	0	0	0	472	31.6	37.9	25 to 35	68.4	111	23.5
15/10/2024	17:00	3	16	38	170	156	78	18	4	0	0	0	0	0	0	0	0	0	0	0	483	30.6	36.8	25 to 35	67.5	100	20.7
15/10/2024	18:00	0	2	36	145	116	70	9	5	1	0	0	0	0	0	0	0	0	0	0	384	30.9	36.9	25 to 35	68.0	85	22.1
15/10/2024	19:00	0	3	25	86	92	38	13	4	0	0	0	0	0	0	0	0	0	0	0	261	31.1	37.1	25 to 35	68.2	55	21.1
15/10/2024	20:00	1	6	16	62	71	30	15	2	0	0	0	0	0	0	0	0	0	0	0	203	31.2	37.8	25 to 35	65.5	47	23.2
15/10/2024	21:00	0	0	8	42	43	13	8	2	1	1	0	0	0	0	0	0	0	0	0	118	31.8	37.7	25 to 35	72.0	25	21.2
15/10/2024	22:00	1	0	2	25	29	22	7	2	0	0	0	0	0	0	0	0	0	0	0	88	32.8	39.1	25 to 35	61.4	31	35.2
15/10/2024	23:00	0	0	0	11	8	8	4	0	4	0	0	0	0	0	0	0	0	0	0	35	35.3	43.8	25 to 35	54.3	16	45.7
24 Hr Summary		10	33	275	1343	1290	636	191	50	11	1	0	0	0	0	0	0	0	0	0	3840	31.4	37.5	25 to 35	68.6	889	23.2

Incoming Histogram

Knoll Lane facing TBL Oct 24

from Mon-Oct-07-2024-02-00-PM to Wed-Nov-13-2024-03-59-PM

Date	Starting Hr:min	<15	15 to <20	20 to <25	25 to <30	30 to <35	35 to <40	40 to <45	45 to <50	50 to <55	55 to <60	60 to <65	65 to <70	70 to <75	75 to <80	80 to <85	85 to <90	90 to <95	95 to <100	100 to >105	Total Counts	Avg Speed (MPH)	85pet Speed	10MPH Pace	% in pace	# of Speeders	% Speeders	
16/10/2024	00:00	0	0	0	4	3	6	0	0	0	0	0	0	0	0	0	0	0	0	0	0	13	33	38.3	30 to 40	69.2	6	46.2
16/10/2024	01:00	0	0	1	8	6	1	2	1	0	0	0	0	0	0	0	0	0	0	0	0	19	31.6	40	25 to 35	73.7	4	21.1
16/10/2024	02:00	0	1	0	1	1	2	1	0	0	0	0	0	0	0	0	0	0	0	0	0	6	32	40	30 to 40	50.0	3	50.0
16/10/2024	03:00	0	0	0	2	3	2	1	0	0	0	0	0	0	0	0	0	0	0	0	0	8	33.3	40	25 to 35	62.5	3	37.5
16/10/2024	04:00	0	0	0	5	2	5	2	1	0	0	0	0	0	0	0	0	0	0	0	0	15	34.4	42.5	25 to 35	46.7	8	53.3
16/10/2024	05:00	0	1	1	5	17	7	7	0	2	0	0	0	0	0	0	0	0	0	0	0	40	34.6	42.1	30 to 40	60.0	16	40.0
16/10/2024	06:00	0	0	2	21	35	26	4	2	0	0	0	0	0	0	0	0	0	0	0	0	90	33.2	38.5	30 to 40	67.8	32	35.6
16/10/2024	07:00	3	0	7	85	77	53	16	1	1	0	0	0	0	0	0	0	0	0	0	0	243	32	38.3	25 to 35	66.7	71	29.2
16/10/2024	08:00	1	0	17	146	150	79	13	2	0	0	0	0	0	0	0	0	0	0	0	0	408	31.6	37.1	25 to 35	72.5	94	23.0
16/10/2024	09:00	0	2	17	80	88	51	15	4	0	0	0	0	0	0	0	0	0	0	0	0	257	31.9	38	25 to 35	65.4	70	27.2
16/10/2024	10:00	0	1	13	77	93	47	11	2	0	0	0	0	0	0	0	0	0	0	0	0	244	31.8	37.4	25 to 35	69.7	60	24.6
16/10/2024	11:00	0	2	11	76	98	32	10	4	0	0	0	0	0	0	0	0	0	0	0	0	233	31.6	36.7	25 to 35	74.7	46	19.7
16/10/2024	12:00	0	2	29	74	86	29	18	5	0	1	0	0	0	0	0	0	0	0	0	0	244	31.3	37.8	25 to 35	65.6	53	21.7
16/10/2024	13:00	0	0	11	80	86	47	19	2	1	0	0	0	0	0	0	0	0	0	0	0	246	32.3	38.4	25 to 35	67.5	69	28.0
16/10/2024	14:00	2	5	18	97	106	87	19	3	0	0	0	0	0	0	0	0	0	0	0	0	337	32.1	38.3	25 to 35	60.2	109	32.3
16/10/2024	15:00	2	0	23	156	177	87	32	2	1	0	0	0	0	0	0	0	0	0	0	0	480	32	37.9	25 to 35	69.4	122	25.4
16/10/2024	16:00	9	13	46	145	126	76	26	5	1	0	0	0	0	0	0	0	0	0	0	0	447	30.6	37.7	25 to 35	60.6	108	24.2
16/10/2024	17:00	10	6	47	167	141	78	13	3	1	0	0	0	0	0	0	0	0	0	0	0	466	30.3	36.6	25 to 35	66.1	95	20.4
16/10/2024	18:00	7	6	40	155	134	46	10	2	0	0	0	0	0	0	0	0	0	0	0	0	400	29.8	34.9	25 to 35	72.3	58	14.5
16/10/2024	19:00	9	0	19	73	86	40	11	3	0	0	0	0	0	0	0	0	0	0	0	0	241	30.7	37.2	25 to 35	66.0	54	22.4
16/10/2024	20:00	98	3	26	65	45	15	2	0	0	0	0	0	0	0	0	0	0	0	0	0	254	20.7	32.7	25 to 35	43.3	17	6.7
16/10/2024	21:00	0	1	4	45	55	20	5	1	0	0	0	0	0	0	0	0	0	0	0	0	131	31.5	36.5	25 to 35	76.3	26	19.8
16/10/2024	22:00	1	1	1	25	40	21	9	1	2	0	0	0	0	0	0	0	0	0	0	0	101	33.2	39.3	25 to 35	64.4	33	32.7
16/10/2024	23:00	4	0	4	15	12	9	3	1	0	0	0	0	0	0	0	0	0	0	0	0	48	29.7	38.3	25 to 35	56.3	13	27.1
24 Hr Summary		146	44	337	1607	1667	866	249	45	9	1	0	0	0	0	0	0	0	0	0	0	4971	30.9	37.4	25 to 35	65.9	1170	23.5

Incoming Histogram

Knoll Lane facing TBL Oct 24

from Mon-Oct-07-2024-02-00-PM to Wed-Nov-13-2024-03-59-PM

Date	Starting Hr:min	<15	15 to <20	20 to <25	25 to <30	30 to <35	35 to <40	40 to <45	45 to <50	50 to <55	55 to <60	60 to <65	65 to <70	70 to <75	75 to <80	80 to <85	85 to <90	90 to <95	95 to <100	100 to >105	Total Counts	Avg Speed (MPH)	85pet Speed	10MPH Pace	% in pace	# of Speeders	% Speeders	
17/10/2024	00:00	0	0	4	4	4	7	5	2	0	0	0	0	0	0	0	0	0	0	0	0	26	34.3	43	35 to 45	46.2	14	53.8
17/10/2024	01:00	0	0	0	4	2	3	2	0	0	0	0	0	0	0	0	0	0	0	0	0	11	33.4	40	25 to 35	54.5	5	45.5
17/10/2024	02:00	0	0	0	1	2	1	0	1	0	0	0	0	0	0	0	0	0	0	0	0	5	35	40	25 to 35	60.0	2	40.0
17/10/2024	03:00	0	0	0	0	2	3	3	2	0	0	0	0	0	0	0	0	0	0	0	0	10	39.6	45	35 to 45	60.0	8	80.0
17/10/2024	04:00	0	0	0	3	4	3	0	0	0	0	0	0	0	0	0	0	0	0	0	0	10	32.1	36.7	25 to 35	70.0	3	30.0
17/10/2024	05:00	0	0	2	8	14	11	7	0	0	1	0	0	0	0	0	0	0	0	0	0	43	34.3	41.4	30 to 40	58.1	19	44.2
17/10/2024	06:00	0	0	0	17	37	22	6	2	1	0	0	0	0	0	0	0	0	0	0	0	85	34	39.1	30 to 40	69.4	31	36.5
17/10/2024	07:00	2	7	9	60	84	41	6	1	0	0	0	0	0	0	0	0	0	0	0	0	210	31.2	37	25 to 35	68.6	48	22.9
17/10/2024	08:00	3	3	18	110	131	63	22	3	0	0	0	0	0	0	0	0	0	0	0	0	353	31.7	37.8	25 to 35	68.3	88	24.9
17/10/2024	09:00	0	0	9	101	94	60	14	3	0	0	0	0	0	0	0	0	0	0	0	0	281	32.1	37.9	25 to 35	69.4	77	27.4
17/10/2024	10:00	0	5	20	89	71	47	8	1	1	0	0	0	0	0	0	0	0	0	0	0	242	30.9	37.2	25 to 35	66.1	57	23.6
17/10/2024	11:00	0	0	11	89	51	48	18	0	0	0	0	0	0	0	0	0	0	0	0	0	217	31.8	38.4	25 to 35	64.5	66	30.4
17/10/2024	12:00	0	1	7	89	77	44	21	1	0	0	0	0	0	0	0	0	0	0	0	0	240	32.1	38.4	25 to 35	69.2	66	27.5
17/10/2024	13:00	0	5	15	79	96	53	16	2	0	1	0	0	0	0	0	0	0	0	0	0	267	31.9	38	25 to 35	65.5	72	27.0
17/10/2024	14:00	0	2	11	97	106	48	16	3	0	0	0	0	0	0	0	0	0	0	0	0	283	31.8	37.6	25 to 35	71.7	67	23.7
17/10/2024	15:00	0	1	15	149	171	89	17	3	0	0	0	0	0	0	0	0	0	0	0	0	445	31.9	37.4	25 to 35	71.9	109	24.5
17/10/2024	16:00	4	7	34	136	129	64	17	2	2	1	0	0	0	0	0	0	0	0	0	0	396	30.9	37.1	25 to 35	66.9	86	21.7
17/10/2024	17:00	13	5	33	154	137	82	13	0	0	0	0	0	0	0	0	0	0	0	0	0	437	30.4	36.8	25 to 35	66.6	95	21.7
17/10/2024	18:00	4	10	30	141	124	46	11	1	0	0	0	0	0	0	0	0	0	0	0	0	367	30	35.3	25 to 35	72.2	58	15.8
17/10/2024	19:00	7	15	37	97	81	31	8	1	0	0	0	0	0	0	0	0	0	0	0	0	277	28.9	34.9	25 to 35	64.3	40	14.4
17/10/2024	20:00	2	2	22	90	64	34	8	3	1	0	0	0	0	0	0	0	0	0	0	0	226	30.5	36.8	25 to 35	68.1	46	20.4
17/10/2024	21:00	0	1	12	53	40	21	7	1	1	1	0	0	0	0	0	0	0	0	0	0	137	31.2	37.4	25 to 35	67.9	31	22.6
17/10/2024	22:00	0	0	3	38	29	14	6	1	3	0	0	0	0	0	0	0	0	0	0	0	94	32.2	38.6	25 to 35	71.3	24	25.5
17/10/2024	23:00	0	0	1	17	11	11	6	0	0	0	0	0	0	0	0	0	0	0	0	0	46	32.7	39.5	25 to 35	60.9	17	37.0
24 Hr Summary		35	64	293	1626	1561	846	237	33	9	4	0	0	0	0	0	0	0	0	0	0	4708	31.3	37.5	25 to 35	67.7	1129	24.0

Incoming Histogram

Knoll Lane facing TBL Oct 24

from Mon-Oct-07-2024-02-00-PM to Wed-Nov-13-2024-03-59-PM

Date	Starting Hr:min	<15	15 to <20	20 to <25	25 to <30	30 to <35	35 to <40	40 to <45	45 to <50	50 to <55	55 to <60	60 to <65	65 to <70	70 to <75	75 to <80	80 to <85	85 to <90	90 to <95	95 to <100	100 to >105	Total Counts	Avg Speed (MPH)	85pct Speed	10MPH Pace	% in pace	# of Speeders	% Speeders	
18/10/2024	00:00	0	0	0	9	7	5	2	3	0	0	0	0	0	0	0	0	0	0	0	0	26	33.8	42.5	25 to 35	61.5	10	38.5
18/10/2024	01:00	0	0	1	1	4	0	0	0	0	0	0	0	0	0	0	0	0	0	0	0	6	29.5	33.8	25 to 35	83.3	*	*
18/10/2024	02:00	0	0	0	4	3	2	1	1	0	1	0	0	0	0	0	0	0	0	0	0	12	35.3	45	25 to 35	58.3	5	41.7
18/10/2024	03:00	0	0	0	1	0	5	3	0	0	0	0	0	0	0	0	0	0	0	0	0	9	37.8	43.3	35 to 45	88.9	8	88.9
18/10/2024	04:00	0	0	0	2	3	5	1	1	0	0	0	0	0	0	0	0	0	0	0	0	12	35.4	40	30 to 40	66.7	7	58.3
18/10/2024	05:00	0	0	0	10	11	8	4	3	1	1	0	0	0	0	0	0	0	0	0	0	38	35.4	43.8	25 to 35	55.3	17	44.7
18/10/2024	06:00	0	0	4	22	30	16	7	2	0	0	0	0	0	0	0	0	0	0	0	0	81	32.7	39.1	25 to 35	64.2	25	30.9
18/10/2024	07:00	1	1	13	55	75	37	13	4	0	0	0	0	0	0	0	0	0	0	0	0	199	32.1	38.2	25 to 35	65.3	54	27.1
18/10/2024	08:00	0	2	16	106	137	58	14	3	0	0	0	0	0	0	0	0	0	0	0	0	336	31.7	37.2	25 to 35	72.3	75	22.3
18/10/2024	09:00	1	2	9	90	101	67	15	0	1	0	0	0	0	0	0	0	0	0	0	0	286	32.2	38	25 to 35	66.8	83	29.0
18/10/2024	10:00	0	0	7	85	70	56	13	0	0	0	0	0	0	0	0	0	0	0	0	0	231	32.1	38	25 to 35	67.1	69	29.9
18/10/2024	11:00	0	0	11	77	76	59	16	2	0	0	0	0	0	0	0	0	0	0	0	0	241	32.4	38.5	25 to 35	63.5	77	32.0
18/10/2024	12:00	2	8	27	64	85	60	12	5	1	0	0	0	0	0	0	0	0	0	0	0	264	31.5	38.2	25 to 35	56.4	78	29.5
18/10/2024	13:00	1	8	15	94	86	63	17	3	0	1	0	0	0	0	0	0	0	0	0	0	288	31.7	38.3	25 to 35	62.5	84	29.2
18/10/2024	14:00	0	2	14	115	137	70	21	0	0	0	0	0	0	0	0	0	0	0	0	0	359	31.9	37.6	25 to 35	70.2	91	25.3
18/10/2024	15:00	3	8	40	152	167	89	23	11	0	0	0	0	0	0	0	0	0	0	0	0	493	31.4	37.8	25 to 35	64.7	123	24.9
18/10/2024	16:00	3	7	40	140	164	76	22	4	1	1	0	0	0	0	0	0	0	0	0	0	458	31.2	37.3	25 to 35	66.4	104	22.7
18/10/2024	17:00	10	14	48	162	140	73	21	7	1	0	0	0	0	0	0	0	0	0	0	0	476	30.3	37.1	25 to 35	63.4	102	21.4
18/10/2024	18:00	2	12	43	137	129	49	15	4	0	0	0	0	0	0	0	0	0	0	0	0	391	30.2	35.9	25 to 35	68.0	68	17.4
18/10/2024	19:00	1	4	34	101	84	44	12	1	1	0	0	0	0	0	0	0	0	0	0	0	282	30.5	36.8	25 to 35	65.6	58	20.6
18/10/2024	20:00	1	2	16	64	78	35	8	2	1	0	0	0	0	0	0	0	0	0	0	0	207	31.3	37.1	25 to 35	68.6	46	22.2
18/10/2024	21:00	0	0	15	58	35	25	10	1	1	0	1	0	0	0	0	0	0	0	0	0	146	31.4	38.2	25 to 35	63.7	38	26.0
18/10/2024	22:00	1	3	5	47	42	21	5	1	0	0	0	0	0	0	0	0	0	0	0	0	125	30.9	36.9	25 to 35	71.2	27	21.6
18/10/2024	23:00	0	0	2	17	22	18	5	1	1	0	1	0	0	0	0	0	0	0	0	0	67	33.8	39.4	30 to 40	59.7	26	38.8
24 Hr Summary		26	73	360	1613	1686	941	260	59	9	4	2	0	0	0	0	0	0	0	0	0	5033	31.5	37.8	25 to 35	65.5	1275	25.3

Incoming Histogram

Knoll Lane facing TBL Oct 24

from Mon-Oct-07-2024-02-00-PM to Wed-Nov-13-2024-03-59-PM

Date	Starting Hr:min	<15	15 to <20	20 to <25	25 to <30	30 to <35	35 to <40	40 to <45	45 to <50	50 to <55	55 to <60	60 to <65	65 to <70	70 to <75	75 to <80	80 to <85	85 to <90	90 to <95	95 to <100	100 to >105	Total Counts	Avg Speed (MPH)	85pet Speed	10MPH Pace	% in pace	# of Speeders	% Speeders	
19/10/2024	00:00	0	0	2	10	10	9	3	2	0	0	0	0	0	0	0	0	0	0	0	0	36	33.2	40	25 to 35	55.6	14	38.9
19/10/2024	01:00	0	0	2	8	7	7	3	2	1	0	0	0	0	0	0	0	0	0	0	0	30	34	43.3	25 to 35	50.0	13	43.3
19/10/2024	02:00	0	0	0	1	9	1	1	0	0	0	0	0	0	0	0	0	0	0	0	0	12	33.1	35	25 to 35	83.3	2	16.7
19/10/2024	03:00	0	0	0	7	3	0	1	0	1	0	0	0	0	0	0	0	0	0	0	0	12	31.8	35	25 to 35	83.3	2	16.7
19/10/2024	04:00	0	0	0	3	1	2	1	2	0	0	0	0	0	0	0	0	0	0	0	0	9	35.9	47.5	25 to 35	44.4	5	55.6
19/10/2024	05:00	0	0	1	1	5	4	5	0	0	0	0	0	0	0	0	0	0	0	0	0	16	35.6	43	30 to 40	56.3	9	56.3
19/10/2024	06:00	0	0	4	6	12	6	4	1	1	0	0	0	0	0	0	0	0	0	0	0	34	33.3	41.2	25 to 35	52.9	12	35.3
19/10/2024	07:00	5	0	3	15	32	14	4	0	1	0	0	0	0	0	0	0	0	0	0	0	74	31	37.9	25 to 35	63.5	19	25.7
19/10/2024	08:00	20	1	5	42	39	37	8	5	0	0	0	0	0	0	0	0	0	0	0	0	157	29.6	38.5	25 to 35	51.6	50	31.8
19/10/2024	09:00	1	0	4	59	94	43	18	4	0	0	0	0	0	0	0	0	0	0	0	0	223	32.9	38.7	25 to 35	68.6	65	29.1
19/10/2024	10:00	6	10	9	82	94	54	15	1	1	0	0	0	0	0	0	0	0	0	0	0	272	31.2	37.8	25 to 35	64.7	71	26.1
19/10/2024	11:00	8	4	18	110	91	46	13	3	0	0	0	0	0	0	0	0	0	0	0	0	293	30.5	37	25 to 35	68.6	62	21.2
19/10/2024	12:00	6	4	12	93	117	66	13	2	0	0	0	0	0	0	0	0	0	0	0	0	313	31.6	37.6	25 to 35	67.1	81	25.9
19/10/2024	13:00	4	8	17	105	112	63	27	3	0	0	0	0	0	0	0	0	0	0	0	0	339	31.6	38.3	25 to 35	64.0	93	27.4
19/10/2024	14:00	0	2	18	115	133	66	20	3	0	0	0	0	0	0	0	0	0	0	0	0	357	31.9	37.7	25 to 35	69.5	89	24.9
19/10/2024	15:00	0	1	14	86	99	61	19	0	1	0	0	0	0	0	0	0	0	0	0	0	281	32.2	38.2	25 to 35	65.8	81	28.8
19/10/2024	16:00	0	0	18	99	104	65	20	4	1	0	0	0	0	0	0	0	0	0	0	0	311	32.2	38.3	25 to 35	65.3	90	28.9
19/10/2024	17:00	0	5	26	110	113	39	13	5	0	1	0	0	0	0	0	0	0	0	0	0	312	31	36.4	25 to 35	71.5	58	18.6
19/10/2024	18:00	4	8	26	97	85	36	10	1	1	0	0	0	0	0	0	0	0	0	0	0	268	30	36.1	25 to 35	67.9	48	17.9
19/10/2024	19:00	1	3	12	84	67	31	8	2	1	0	0	0	0	0	0	0	0	0	0	0	209	30.9	36.8	25 to 35	72.2	42	20.1
19/10/2024	20:00	0	1	9	59	57	22	7	1	0	2	0	0	0	0	0	0	0	0	0	0	158	31.4	36.8	25 to 35	73.4	32	20.3
19/10/2024	21:00	0	1	7	37	41	18	8	4	1	0	0	0	0	0	0	0	0	0	0	0	117	32.2	38.6	25 to 35	66.7	31	26.5
19/10/2024	22:00	0	1	4	40	48	15	6	3	0	0	0	0	0	0	0	0	0	0	0	0	117	31.7	37	25 to 35	75.2	24	20.5
19/10/2024	23:00	0	0	0	24	34	19	4	2	0	0	0	0	0	0	0	0	0	0	0	0	83	32.9	38.4	25 to 35	69.9	25	30.1
24 Hr Summary		55	49	211	1293	1407	724	231	50	10	3	0	0	0	0	0	0	0	0	0	4033	31.5	37.9	25 to 35	66.9	1018	25.2	

Incoming Histogram

Knoll Lane facing TBL Oct 24

from Mon-Oct-07-2024-02-00-PM to Wed-Nov-13-2024-03-59-PM

Date	Starting Hr:min	<15	15 to <20	20 to <25	25 to <30	30 to <35	35 to <40	40 to <45	45 to <50	50 to <55	55 to <60	60 to <65	65 to <70	70 to <75	75 to <80	80 to <85	85 to <90	90 to <95	95 to <100	100 to >105	Total Counts	Avg Speed (MPH)	85pet Speed	10MPH Pace	% in pace	# of Speeders	% Speeders	
20/10/2024	00:00	0	0	1	20	11	11	3	1	0	0	0	0	0	0	0	0	0	0	0	0	47	32.1	38.6	25 to 35	66.0	15	31.9
20/10/2024	01:00	0	0	0	5	7	8	2	0	0	0	0	0	0	0	0	0	0	0	0	0	22	33.8	39.4	30 to 40	68.2	10	45.5
20/10/2024	02:00	0	0	0	4	3	5	1	1	1	0	0	0	0	0	0	0	0	0	0	0	15	35.4	45	30 to 40	53.3	8	53.3
20/10/2024	03:00	0	0	0	2	1	6	3	0	0	0	0	0	0	0	0	0	0	0	0	0	12	36.3	41.7	35 to 45	75.0	9	75.0
20/10/2024	04:00	0	0	0	3	1	1	0	0	0	0	0	0	0	0	0	0	0	0	0	0	5	30.2	35	25 to 35	80.0	1	20.0
20/10/2024	05:00	0	0	0	0	5	3	1	0	1	0	0	0	0	0	0	0	0	0	0	0	10	36.5	40	30 to 40	80.0	5	50.0
20/10/2024	06:00	0	0	0	2	9	5	4	0	2	0	0	0	0	0	0	0	0	0	0	0	22	36.5	43.8	30 to 40	63.6	11	50.0
20/10/2024	07:00	0	0	0	9	8	11	8	2	1	0	0	0	0	0	0	0	0	0	0	0	39	35.8	43.1	30 to 40	48.7	22	56.4
20/10/2024	08:00	0	0	0	13	13	17	15	2	0	1	0	0	0	0	0	0	0	0	0	0	61	36	43	35 to 45	52.5	35	57.4
20/10/2024	09:00	1	0	4	39	47	42	16	4	0	0	1	0	0	0	0	0	0	0	0	0	154	33.8	39.8	30 to 40	57.8	63	40.9
20/10/2024	10:00	19	0	10	51	82	41	17	2	0	0	0	0	0	0	0	0	0	0	0	0	222	30.5	38.3	25 to 35	59.9	60	27.0
20/10/2024	11:00	11	0	8	83	93	39	21	0	0	0	0	0	0	0	0	0	0	0	0	0	255	31.1	37.8	25 to 35	69.0	60	23.5
20/10/2024	12:00	0	3	13	90	108	46	10	1	1	0	0	0	0	0	0	0	0	0	0	0	272	31.5	36.8	25 to 35	72.8	58	21.3
20/10/2024	13:00	0	2	10	96	81	66	8	3	0	0	0	0	0	0	0	0	0	0	0	0	266	31.9	37.8	25 to 35	66.5	77	28.9
20/10/2024	14:00	1	6	9	87	95	52	9	1	1	0	0	0	0	0	0	0	0	0	0	0	261	31.5	37.3	25 to 35	69.7	63	24.1
20/10/2024	15:00	0	2	12	66	110	55	12	2	0	0	0	0	0	0	0	0	0	0	0	0	259	32.2	37.7	25 to 35	68.0	69	26.6
20/10/2024	16:00	0	3	3	54	109	57	8	3	1	0	0	0	0	0	0	0	0	0	0	0	238	32.8	37.9	30 to 40	69.7	69	29.0
20/10/2024	17:00	0	2	6	44	70	31	16	4	0	0	0	0	0	0	0	0	0	0	0	0	173	32.8	39	25 to 35	65.9	51	29.5
20/10/2024	18:00	0	1	10	61	83	32	10	4	0	0	0	0	0	0	0	0	0	0	0	0	201	31.9	37.5	25 to 35	71.6	46	22.9
20/10/2024	19:00	0	0	6	44	67	25	7	3	0	0	0	0	0	0	0	0	0	0	0	0	152	32.1	37.4	25 to 35	73.0	35	23.0
20/10/2024	20:00	0	0	8	45	36	17	11	3	1	0	0	0	0	0	0	0	0	0	0	0	121	32	39.1	25 to 35	66.9	32	26.4
20/10/2024	21:00	0	0	0	33	31	11	5	2	0	0	0	1	0	0	0	0	0	0	0	0	83	32.4	38.2	25 to 35	77.1	19	22.9
20/10/2024	22:00	1	0	1	18	26	12	3	1	0	0	0	0	0	0	0	0	0	0	0	0	62	32	37.9	25 to 35	71.0	16	25.8
20/10/2024	23:00	0	0	1	13	11	1	4	1	0	0	1	0	0	0	0	0	0	0	0	0	32	32.7	41.2	25 to 35	75.0	7	21.9
24 Hr Summary		33	19	102	882	1107	594	194	40	9	1	2	1	0	0	0	0	0	0	0	0	2984	32.2	38.3	25 to 35	66.7	841	28.2

Incoming Histogram

Knoll Lane facing TBL Oct 24

from Mon-Oct-07-2024-02-00-PM to Wed-Nov-13-2024-03-59-PM

Date	Starting Hr:min	<15	15 to <20	20 to <25	25 to <30	30 to <35	35 to <40	40 to <45	45 to <50	50 to <55	55 to <60	60 to <65	65 to <70	70 to <75	75 to <80	80 to <85	85 to <90	90 to <95	95 to <100	100 to >105	Total Counts	Avg Speed (MPH)	85pct Speed	10MPH Pace	% in pace	# of Speeders	% Speeders	
21/10/2024	00:00	0	0	1	4	4	6	1	0	1	0	0	0	0	0	0	0	0	0	0	0	17	33.9	39.2	30 to 40	58.8	8	47.1
21/10/2024	01:00	0	0	0	2	2	2	1	0	0	0	0	0	0	0	0	0	0	0	0	0	7	33.4	40	25 to 35	57.1	3	42.9
21/10/2024	02:00	0	0	0	2	3	2	0	0	1	0	0	0	0	0	0	0	0	0	0	0	8	34.5	40	25 to 35	62.5	3	37.5
21/10/2024	03:00	0	0	1	2	5	4	0	1	0	0	0	0	0	0	0	0	0	0	0	0	13	33.2	38.8	30 to 40	69.2	5	38.5
21/10/2024	04:00	0	0	0	1	1	2	0	1	0	0	0	0	0	0	0	0	0	0	0	0	5	36	40	30 to 40	60.0	3	60.0
21/10/2024	05:00	0	0	3	7	12	8	5	1	0	0	0	0	0	0	0	0	0	0	0	0	36	33.4	41	30 to 40	55.6	14	38.9
21/10/2024	06:00	0	0	3	19	32	15	5	0	0	0	0	0	0	0	0	0	0	0	0	0	74	32.4	38	25 to 35	68.9	20	27.0
21/10/2024	07:00	0	1	15	58	78	34	15	0	0	0	0	0	0	0	0	0	0	0	0	0	201	31.8	37.8	25 to 35	67.7	49	24.4
21/10/2024	08:00	0	0	13	102	120	66	14	0	0	0	0	0	0	0	0	0	0	0	0	0	315	31.9	37.5	25 to 35	70.5	80	25.4
21/10/2024	09:00	6	1	8	76	103	41	6	0	0	0	0	0	0	0	0	0	0	0	0	0	241	30.9	36.3	25 to 35	74.3	47	19.5
21/10/2024	10:00	1	1	8	85	65	37	11	1	0	0	0	0	0	0	0	0	0	0	0	0	209	31.3	37.4	25 to 35	71.8	49	23.4
21/10/2024	11:00	4	0	5	81	78	34	10	3	0	0	0	0	0	0	0	0	0	0	0	0	215	31.3	37.2	25 to 35	74.0	47	21.9
21/10/2024	12:00	1	2	17	73	72	49	15	0	0	0	0	0	0	0	0	0	0	0	0	0	229	31.6	38.1	25 to 35	63.3	64	27.9
21/10/2024	13:00	4	6	20	83	88	43	10	2	0	1	0	0	0	0	0	0	0	0	0	0	257	30.8	37	25 to 35	66.5	56	21.8
21/10/2024	14:00	0	0	18	112	117	62	13	5	0	0	0	0	0	0	0	0	0	0	0	0	327	31.8	37.5	25 to 35	70.0	80	24.5
21/10/2024	15:00	9	20	20	130	137	67	22	0	0	0	0	0	0	0	0	0	0	0	0	0	405	30.5	37.1	25 to 35	65.9	89	22.0
21/10/2024	16:00	2	8	29	152	116	60	13	3	1	0	0	0	0	0	0	0	0	0	0	0	384	30.6	36.6	25 to 35	69.8	77	20.1
21/10/2024	17:00	4	5	27	149	131	60	15	0	2	0	0	0	0	0	0	0	0	0	0	0	393	30.7	36.5	25 to 35	71.2	77	19.6
21/10/2024	18:00	4	4	27	119	94	41	9	2	0	0	0	0	0	0	0	0	0	0	0	0	300	30.2	35.9	25 to 35	71.0	52	17.3
21/10/2024	19:00	0	3	22	73	100	24	8	2	0	0	0	0	0	0	0	0	0	0	0	0	232	30.7	35	25 to 35	74.6	34	14.7
21/10/2024	20:00	0	0	11	39	50	35	6	3	1	0	0	0	0	0	0	0	0	0	0	0	145	32.4	38.3	25 to 35	61.4	45	31.0
21/10/2024	21:00	0	0	4	30	35	21	9	1	1	0	0	0	0	0	0	0	0	0	0	0	101	32.8	39	25 to 35	64.4	32	31.7
21/10/2024	22:00	0	0	0	33	29	18	8	0	0	0	0	0	0	0	0	0	0	0	0	0	88	32.4	38.6	25 to 35	70.5	26	29.5
21/10/2024	23:00	0	0	0	6	9	11	3	2	0	0	0	0	0	0	0	0	0	0	0	0	31	34.9	40	30 to 40	64.5	16	51.6
24 Hr Summary		35	51	252	1438	1481	742	199	27	7	1	0	0	0	0	0	0	0	0	0	0	4233	31.3	37.3	25 to 35	69.0	976	23.1

Incoming Histogram

Knoll Lane facing TBL Oct 24

from Mon-Oct-07-2024-02-00-PM to Wed-Nov-13-2024-03-59-PM

Date	Starting Hr:min	<15	15 to <20	20 to <25	25 to <30	30 to <35	35 to <40	40 to <45	45 to <50	50 to <55	55 to <60	60 to <65	65 to <70	70 to <75	75 to <80	80 to <85	85 to <90	90 to <95	95 to <100	100 to >105	Total Counts	Avg Speed (MPH)	85pet Speed	10MPH Pace	% in pace	# of Speeders	% Speeders
22/10/2024	00:00	0	0	0	5	11	6	1	0	1	0	0	0	0	0	0	0	0	0	0	24	33.8	38.3	30 to 40	70.8	8	33.3
22/10/2024	01:00	0	1	1	7	1	1	0	0	0	1	0	0	0	0	0	0	0	0	0	12	29.8	35	20 to 30	66.7	2	16.7
22/10/2024	02:00	0	0	0	3	2	3	1	0	0	0	0	0	0	0	0	0	0	0	0	9	33.3	40	25 to 35	55.6	4	44.4
22/10/2024	03:00	0	0	0	1	4	1	0	2	0	0	0	0	0	0	0	0	0	0	0	8	35.8	47.5	25 to 35	62.5	3	37.5
22/10/2024	04:00	1	0	0	2	2	2	0	0	0	0	0	0	0	0	0	0	0	0	0	7	29.3	37.5	25 to 35	57.1	2	28.6
22/10/2024	05:00	0	0	2	3	9	9	5	3	0	0	0	0	0	0	0	0	0	0	0	31	35.6	43	30 to 40	58.1	17	54.8
22/10/2024	06:00	0	0	1	18	27	20	8	1	1	0	0	0	0	0	0	0	0	0	0	76	33.9	39.8	30 to 40	61.8	30	39.5
22/10/2024	07:00	0	0	13	45	64	56	6	6	0	0	0	0	0	0	0	0	0	0	0	190	32.8	38.6	30 to 40	63.2	68	35.8
22/10/2024	08:00	0	1	4	100	102	64	18	0	0	0	0	0	0	0	0	0	0	0	0	289	32.3	38	25 to 35	69.9	82	28.4
22/10/2024	09:00	0	0	8	66	65	49	13	1	1	0	0	0	0	0	0	0	0	0	0	203	32.4	38.5	25 to 35	64.5	64	31.5
22/10/2024	10:00	1	2	10	55	59	46	15	0	0	0	0	0	0	0	0	0	0	0	0	188	32.2	38.6	25 to 35	60.6	61	32.4
22/10/2024	11:00	0	3	15	91	86	42	14	1	0	0	0	0	0	0	0	0	0	0	0	252	31.3	37.3	25 to 35	70.2	57	22.6
22/10/2024	12:00	0	2	14	85	80	39	13	7	0	0	0	0	0	0	0	0	0	0	0	240	31.7	37.9	25 to 35	68.8	59	24.6
22/10/2024	13:00	0	6	18	77	79	37	17	4	0	0	0	0	0	0	0	0	0	0	0	238	31.4	38	25 to 35	65.5	58	24.4
22/10/2024	14:00	5	6	21	106	112	54	17	3	0	0	0	0	0	0	0	0	0	0	0	324	31.1	37.3	25 to 35	67.3	74	22.8
22/10/2024	15:00	0	1	18	128	156	72	25	3	1	0	0	0	0	0	0	0	0	0	0	404	32.1	37.8	25 to 35	70.3	101	25.0
22/10/2024	16:00	3	10	31	121	118	86	18	1	2	0	0	0	0	0	0	0	0	0	0	390	31.3	37.8	25 to 35	61.3	107	27.4
22/10/2024	17:00	2	12	37	161	122	76	20	2	0	0	0	0	0	0	0	0	0	0	0	432	30.6	37.2	25 to 35	65.5	98	22.7
22/10/2024	18:00	3	7	45	163	122	40	7	0	1	0	1	0	0	0	0	0	0	0	0	389	29.6	34.6	25 to 35	73.3	49	12.6
22/10/2024	19:00	3	6	15	81	84	33	13	2	1	0	0	0	0	0	0	0	0	0	0	238	30.9	37	25 to 35	69.3	49	20.6
22/10/2024	20:00	0	2	11	66	59	21	11	1	0	0	0	0	0	0	0	0	0	0	0	171	31	36.7	25 to 35	73.1	33	19.3
22/10/2024	21:00	0	0	6	37	34	14	10	0	0	0	0	0	0	0	0	0	0	0	0	101	31.6	38.2	25 to 35	70.3	24	23.8
22/10/2024	22:00	2	3	4	43	41	9	6	2	1	0	0	0	0	0	0	0	0	0	0	111	30.7	35.6	25 to 35	75.7	18	16.2
22/10/2024	23:00	0	1	1	10	12	8	4	2	0	0	0	0	0	0	0	0	0	0	0	38	33.2	40	25 to 35	57.9	14	36.8
24 Hr Summary		20	63	275	1474	1451	788	242	41	9	1	1	0	0	0	0	0	0	0	0	4365	31.5	37.7	25 to 35	67.0	1082	24.8

Incoming Histogram

Knoll Lane facing TBL Oct 24

from Mon-Oct-07-2024-02-00-PM to Wed-Nov-13-2024-03-59-PM

Date	Starting Hr:min	<15	15 to <20	20 to <25	25 to <30	30 to <35	35 to <40	40 to <45	45 to <50	50 to <55	55 to <60	60 to <65	65 to <70	70 to <75	75 to <80	80 to <85	85 to <90	90 to <95	95 to <100	100 to >105	Total Counts	Avg Speed (MPH)	85pet Speed	10MPH Pace	% in pace	# of Speeders	% Speeders	
23/10/2024	00:00	0	0	1	9	9	4	1	1	0	0	0	0	0	0	0	0	0	0	0	0	25	31.8	37.5	25 to 35	72.0	6	24.0
23/10/2024	01:00	0	0	0	4	6	2	1	1	0	0	0	0	0	0	0	0	0	0	0	0	14	33.3	40	25 to 35	71.4	4	28.6
23/10/2024	02:00	0	0	0	4	2	2	1	1	0	0	0	0	0	0	0	0	0	0	0	0	10	33.5	40	25 to 35	60.0	4	40.0
23/10/2024	03:00	0	0	0	1	2	2	2	2	0	0	0	0	0	0	0	0	0	0	0	0	9	38.1	47.5	30 to 40	44.4	6	66.7
23/10/2024	04:00	0	0	0	2	2	3	0	1	0	0	0	0	0	0	0	0	0	0	0	0	8	34.6	40	30 to 40	62.5	4	50.0
23/10/2024	05:00	0	0	1	7	16	9	3	3	0	0	0	0	0	0	0	0	0	0	0	0	39	34.1	40	30 to 40	64.1	15	38.5
23/10/2024	06:00	0	0	1	27	18	22	7	0	0	0	0	0	0	0	0	0	0	0	0	0	75	32.8	39.1	25 to 35	60.0	29	38.7
23/10/2024	07:00	0	2	12	66	70	37	10	0	0	0	0	0	0	0	0	0	0	0	0	0	197	31.4	37.3	25 to 35	69.0	47	23.9
23/10/2024	08:00	4	7	22	115	115	72	10	0	0	0	0	0	0	0	0	0	0	0	0	0	345	31	37.1	25 to 35	66.7	82	23.8
23/10/2024	09:00	2	0	15	73	78	43	20	3	0	0	0	0	0	0	0	0	0	0	0	0	234	32	38.6	25 to 35	64.5	66	28.2
23/10/2024	10:00	0	0	5	81	68	34	13	5	1	0	0	0	0	0	0	0	0	0	0	0	207	32.1	38.2	25 to 35	72.0	53	25.6
23/10/2024	11:00	0	1	17	77	77	50	11	1	2	0	0	0	0	0	0	0	0	0	0	0	236	31.8	37.9	25 to 35	65.3	64	27.1
23/10/2024	12:00	0	3	18	87	90	46	11	0	0	0	0	0	0	0	0	0	0	0	0	0	255	31.2	37.1	25 to 35	69.4	57	22.4
23/10/2024	13:00	0	0	25	83	77	44	10	2	0	0	0	0	0	0	0	0	0	0	0	0	241	31.1	37.3	25 to 35	66.4	56	23.2
23/10/2024	14:00	2	3	12	118	121	57	17	2	2	0	0	0	0	0	0	0	0	0	0	0	334	31.6	37.5	25 to 35	71.6	78	23.4
23/10/2024	15:00	2	13	23	121	160	89	12	2	1	0	0	0	0	0	0	0	0	0	0	0	423	31.4	37.3	25 to 35	66.4	104	24.6
23/10/2024	16:00	0	2	16	128	144	64	13	3	0	0	0	0	0	0	0	0	0	0	0	0	370	31.5	36.9	25 to 35	73.5	80	21.6
23/10/2024	17:00	5	15	31	155	138	67	23	2	2	0	0	0	0	0	0	0	0	0	0	0	438	30.7	37.1	25 to 35	66.9	94	21.5
23/10/2024	18:00	0	9	51	165	114	45	13	2	1	0	0	0	0	0	0	0	0	0	0	0	400	29.8	35.1	25 to 35	69.8	61	15.3
23/10/2024	19:00	3	8	24	96	79	52	7	5	0	0	0	0	0	0	0	0	0	0	0	0	274	30.6	37.2	25 to 35	63.9	64	23.4
23/10/2024	20:00	0	1	12	62	48	39	7	3	1	0	0	0	0	0	0	0	0	0	0	0	173	31.7	38.1	25 to 35	63.6	50	28.9
23/10/2024	21:00	0	0	3	36	48	24	7	2	1	0	0	0	0	0	0	0	0	0	0	0	121	32.6	38.3	25 to 35	69.4	34	28.1
23/10/2024	22:00	0	1	5	28	49	16	11	2	0	0	0	0	0	0	0	0	0	0	0	0	112	32.5	38.8	25 to 35	68.8	29	25.9
23/10/2024	23:00	0	0	0	11	14	9	5	1	0	0	0	0	0	0	0	0	0	0	0	0	40	33.6	40	25 to 35	62.5	15	37.5
24 Hr Summary		18	65	294	1556	1545	832	215	44	11	0	0	0	0	0	0	0	0	0	0	0	4580	31.4	37.5	25 to 35	67.7	1102	24.1

Incoming Histogram

Knoll Lane facing TBL Oct 24

from Mon-Oct-07-2024-02-00-PM to Wed-Nov-13-2024-03-59-PM

Date	Starting Hr:min	<15	15 to <20	20 to <25	25 to <30	30 to <35	35 to <40	40 to <45	45 to <50	50 to <55	55 to <60	60 to <65	65 to <70	70 to <75	75 to <80	80 to <85	85 to <90	90 to <95	95 to <100	100 to >105	Total Counts	Avg Speed (MPH)	85pct Speed	10MPH Pace	% in pace	# of Speeders	% Speeders	
24/10/2024	00:00	0	0	1	4	11	6	7	1	0	0	0	0	0	0	0	0	0	0	0	0	30	35	42.9	30 to 40	56.7	14	46.7
24/10/2024	01:00	0	0	1	1	2	11	2	2	0	0	0	0	0	0	0	0	0	0	0	0	19	36.9	42.5	30 to 40	68.4	15	78.9
24/10/2024	02:00	0	0	1	3	2	1	3	0	0	0	0	0	0	0	0	0	0	0	0	0	10	33	41.7	25 to 35	50.0	4	40.0
24/10/2024	03:00	0	0	0	3	4	0	1	1	0	0	0	0	0	0	0	0	0	0	0	0	9	33.2	45	25 to 35	77.8	2	22.2
24/10/2024	04:00	0	0	3	3	0	1	0	2	0	0	0	0	0	0	0	0	0	0	0	0	9	30.9	47.5	20 to 30	66.7	3	33.3
24/10/2024	05:00	0	0	0	7	12	7	5	3	0	0	0	0	0	0	0	0	0	0	0	0	34	35	43	25 to 35	55.9	15	44.1
24/10/2024	06:00	0	0	2	24	23	19	5	1	1	1	0	0	0	0	0	0	0	0	0	0	76	33.2	39.2	25 to 35	61.8	27	35.5
24/10/2024	07:00	0	1	6	49	64	38	15	0	0	1	0	0	0	0	0	0	0	0	0	0	174	32.7	38.7	25 to 35	64.9	54	31.0
24/10/2024	08:00	0	1	21	85	107	56	16	1	1	0	0	0	0	0	0	0	0	0	0	0	288	31.8	37.8	25 to 35	66.7	74	25.7
24/10/2024	09:00	0	0	11	60	92	51	21	1	1	0	0	0	0	0	0	0	0	0	0	0	237	32.8	38.7	25 to 35	64.1	74	31.2
24/10/2024	10:00	0	2	9	86	91	39	14	3	3	1	0	0	0	0	0	0	0	0	0	0	248	32.1	37.9	25 to 35	71.4	60	24.2
24/10/2024	11:00	0	1	8	72	68	44	15	2	0	0	0	0	0	0	0	0	0	0	0	0	210	32.2	38.3	25 to 35	66.7	61	29.0
24/10/2024	12:00	2	1	12	95	68	56	15	2	0	0	0	0	0	0	0	0	0	0	0	0	251	31.7	38.1	25 to 35	64.9	73	29.1
24/10/2024	13:00	0	4	9	81	94	53	19	4	1	0	0	0	0	0	0	0	0	0	0	0	265	32.4	38.5	25 to 35	66.0	77	29.1
24/10/2024	14:00	3	4	8	109	123	55	23	2	1	0	0	0	0	0	0	0	0	0	0	0	328	31.8	37.9	25 to 35	70.7	81	24.7
24/10/2024	15:00	0	7	33	134	152	74	22	1	0	0	0	0	0	0	0	0	0	0	0	0	423	31.3	37.3	25 to 35	67.6	97	22.9
24/10/2024	16:00	0	10	41	108	140	78	20	0	1	0	0	0	0	0	0	0	0	0	0	0	398	31.2	37.5	25 to 35	62.3	99	24.9
24/10/2024	17:00	5	11	48	171	111	65	16	9	1	0	1	0	0	0	0	0	0	0	0	0	438	30.3	37	25 to 35	64.4	92	21.0
24/10/2024	18:00	4	8	43	155	124	47	15	2	0	0	0	0	0	0	0	0	0	0	0	0	398	30	35.4	25 to 35	70.1	64	16.1
24/10/2024	19:00	0	1	16	86	63	36	11	2	1	0	0	0	0	0	0	0	0	0	0	0	216	31.2	37.5	25 to 35	69.0	50	23.1
24/10/2024	20:00	1	1	11	60	68	35	10	2	0	0	0	0	0	0	0	0	0	0	0	0	188	31.7	37.7	25 to 35	68.1	47	25.0
24/10/2024	21:00	0	1	3	67	42	25	10	2	0	0	0	0	0	0	0	0	0	0	0	0	150	31.6	38	25 to 35	72.7	37	24.7
24/10/2024	22:00	1	0	4	39	33	15	7	0	0	2	0	0	0	0	0	0	0	0	0	0	101	31.8	38	25 to 35	71.3	24	23.8
24/10/2024	23:00	0	1	4	15	16	11	8	1	0	0	0	0	0	0	0	0	0	0	0	0	56	32.7	40.6	25 to 35	55.4	20	35.7
24 Hr Summary		16	54	295	1517	1510	823	280	44	11	5	1	0	0	0	0	0	0	0	0	0	4556	31.6	37.9	25 to 35	66.4	1164	25.5

Incoming Histogram

Knoll Lane facing TBL Oct 24

from Mon-Oct-07-2024-02-00-PM to Wed-Nov-13-2024-03-59-PM

Date	Starting Hr:min	<15	15 to <20	20 to <25	25 to <30	30 to <35	35 to <40	40 to <45	45 to <50	50 to <55	55 to <60	60 to <65	65 to <70	70 to <75	75 to <80	80 to <85	85 to <90	90 to <95	95 to <100	100 to >105	Total Counts	Avg Speed (MPH)	85pet Speed	10MPH Pace	% in pace	# of Speeders	% Speeders	
25/10/2024	00:00	0	0	1	9	10	6	0	0	0	0	0	0	0	0	0	0	0	0	0	0	26	31.3	36.7	25 to 35	73.1	6	23.1
25/10/2024	01:00	0	0	0	2	3	3	2	1	0	0	1	0	0	0	0	0	0	0	0	0	12	38	45	30 to 40	50.0	7	58.3
25/10/2024	02:00	0	0	0	0	3	0	0	0	0	0	0	0	0	0	0	0	0	0	0	0	3	32.3	35	25 to 35	100.0	*	*
25/10/2024	03:00	0	0	0	0	2	1	3	2	0	0	0	0	0	0	0	0	0	0	0	0	8	40.1	47.5	40 to 50	62.5	6	75.0
25/10/2024	04:00	0	0	2	2	6	0	3	0	1	0	0	0	0	0	0	0	0	0	0	0	14	33.6	43.3	25 to 35	57.1	4	28.6
25/10/2024	05:00	0	0	1	8	14	9	6	3	1	0	0	0	0	0	0	0	0	0	0	0	42	35	43.3	30 to 40	54.8	19	45.2
25/10/2024	06:00	0	0	5	10	29	11	8	0	0	0	0	0	0	0	0	0	0	0	0	0	63	32.9	39.5	30 to 40	63.5	19	30.2
25/10/2024	07:00	0	0	8	39	59	40	12	5	0	0	0	0	0	0	0	0	0	0	0	0	163	33.1	39.1	30 to 40	60.7	57	35.0
25/10/2024	08:00	0	4	9	85	111	50	22	4	0	0	0	0	0	0	0	0	0	0	0	0	285	32.3	38.3	25 to 35	68.8	76	26.7
25/10/2024	09:00	0	0	7	82	103	65	18	1	0	0	0	0	0	0	0	0	0	0	0	0	276	32.6	38.3	25 to 35	67.0	84	30.4
25/10/2024	10:00	1	1	15	99	91	34	17	2	0	0	0	0	0	0	0	0	0	0	0	0	260	31.3	37.1	25 to 35	73.1	53	20.4
25/10/2024	11:00	3	2	22	105	95	50	8	4	0	0	0	0	0	0	0	0	0	0	0	0	289	30.9	36.9	25 to 35	69.2	62	21.5
25/10/2024	12:00	2	2	9	87	88	48	15	4	0	1	0	0	0	0	0	0	0	0	0	0	256	32	38.1	25 to 35	68.4	68	26.6
25/10/2024	13:00	0	5	24	98	109	59	18	2	0	0	0	0	0	0	0	0	0	0	0	0	315	31.5	37.7	25 to 35	65.7	79	25.1
25/10/2024	14:00	3	2	15	112	112	64	18	3	0	0	0	0	0	0	0	0	0	0	0	0	329	31.7	37.8	25 to 35	68.1	85	25.8
25/10/2024	15:00	2	9	20	162	158	71	16	2	1	0	0	0	0	0	0	0	0	0	0	0	441	31.1	36.7	25 to 35	72.6	90	20.4
25/10/2024	16:00	3	7	22	141	139	62	15	3	0	0	0	0	0	0	0	0	0	0	0	0	392	30.9	36.7	25 to 35	71.4	80	20.4
25/10/2024	17:00	7	9	43	145	133	76	5	5	1	0	0	0	0	0	0	0	0	0	0	0	424	30.3	36.5	25 to 35	65.6	87	20.5
25/10/2024	18:00	3	0	32	123	136	54	11	1	0	0	0	0	0	0	0	0	0	0	0	0	360	30.8	36.1	25 to 35	71.9	66	18.3
25/10/2024	19:00	6	9	22	93	97	47	15	2	0	0	0	0	0	0	0	0	0	0	0	0	291	30.6	37.1	25 to 35	65.3	64	22.0
25/10/2024	20:00	0	0	14	68	64	27	13	5	0	0	0	0	0	0	0	0	0	0	0	0	191	31.7	38	25 to 35	69.1	45	23.6
25/10/2024	21:00	0	0	5	45	49	26	11	1	1	0	0	0	0	0	0	0	0	0	0	0	138	32.4	38.5	25 to 35	68.1	39	28.3
25/10/2024	22:00	0	0	11	41	43	23	6	1	0	1	0	0	0	0	0	0	0	0	0	0	126	31.6	37.6	25 to 35	66.7	31	24.6
25/10/2024	23:00	0	0	1	20	27	14	5	2	1	0	0	0	0	0	0	0	0	0	0	0	70	33.2	39.3	25 to 35	67.1	22	31.4
24 Hr Summary		30	50	288	1576	1681	840	247	53	6	2	1	0	0	0	0	0	0	0	0	0	4774	31.5	37.6	25 to 35	68.2	1149	24.1

Incoming Histogram

Knoll Lane facing TBL Oct 24

from Mon-Oct-07-2024-02-00-PM to Wed-Nov-13-2024-03-59-PM

Date	Starting Hr:min	<15	15 to <20	20 to <25	25 to <30	30 to <35	35 to <40	40 to <45	45 to <50	50 to <55	55 to <60	60 to <65	65 to <70	70 to <75	75 to <80	80 to <85	85 to <90	90 to <95	95 to <100	100 to >105	Total Counts	Avg Speed (MPH)	85pet Speed	10MPH Pace	% in pace	# of Speeders	% Speeders
26/10/2024	00:00	0	1	2	11	14	9	4	3	0	0	0	0	0	0	0	0	0	0	0	44	33.1	40	25 to 35	56.8	16	36.4
26/10/2024	01:00	0	0	1	4	6	2	1	0	0	0	0	0	0	0	0	0	0	0	0	14	31.4	37.5	25 to 35	71.4	3	21.4
26/10/2024	02:00	0	0	0	2	1	2	2	0	0	0	0	0	0	0	0	0	0	0	0	7	34.9	42.5	35 to 45	57.1	4	57.1
26/10/2024	03:00	0	0	2	5	2	3	0	1	0	1	0	0	0	0	0	0	0	0	0	14	32.8	40	20 to 30	50.0	5	35.7
26/10/2024	04:00	0	0	1	3	1	1	2	0	0	0	0	0	0	0	0	0	0	0	0	8	32	42.5	20 to 30	50.0	3	37.5
26/10/2024	05:00	0	0	0	7	4	5	2	1	1	0	0	0	0	0	0	0	0	0	0	20	34.4	42.5	25 to 35	55.0	9	45.0
26/10/2024	06:00	0	0	0	7	11	9	7	0	0	0	0	0	0	0	0	0	0	0	0	34	34.6	41.4	30 to 40	58.8	16	47.1
26/10/2024	07:00	0	0	4	10	18	17	8	0	1	0	0	0	0	0	0	0	0	0	0	58	33.9	40	30 to 40	60.3	26	44.8
26/10/2024	08:00	0	0	6	40	44	42	3	3	0	0	0	0	0	0	0	0	0	0	0	138	32.6	38.2	30 to 40	62.3	48	34.8
26/10/2024	09:00	0	0	8	69	85	49	18	0	1	0	0	0	0	0	0	0	0	0	0	230	32.5	38.5	25 to 35	67.0	68	29.6
26/10/2024	10:00	0	4	5	62	100	51	20	5	0	0	0	0	0	0	0	0	0	0	0	247	32.9	38.8	25 to 35	65.6	76	30.8
26/10/2024	11:00	0	1	13	91	101	61	16	1	0	0	0	0	0	0	0	0	0	0	0	284	32	37.9	25 to 35	67.6	78	27.5
26/10/2024	12:00	3	7	21	129	112	59	20	4	0	0	0	0	0	0	0	0	0	0	0	355	31.1	37.5	25 to 35	67.9	83	23.4
26/10/2024	13:00	1	2	17	100	111	64	24	0	1	1	0	0	0	0	0	0	0	0	0	321	32.1	38.3	25 to 35	65.7	90	28.0
26/10/2024	14:00	0	3	23	119	106	67	13	6	0	0	0	0	0	0	0	0	0	0	0	337	31.5	37.6	25 to 35	66.8	86	25.5
26/10/2024	15:00	1	0	22	89	114	68	14	8	0	0	0	0	0	0	0	0	0	0	0	316	32.2	38.2	25 to 35	64.2	90	28.5
26/10/2024	16:00	4	3	22	94	110	67	19	3	1	0	0	0	0	0	0	0	0	0	0	323	31.8	38.1	25 to 35	63.2	90	27.9
26/10/2024	17:00	0	1	13	99	116	48	20	0	0	0	0	1	0	0	0	0	0	0	0	298	31.9	37.5	25 to 35	72.1	69	23.2
26/10/2024	18:00	2	6	23	103	85	57	15	0	0	0	0	0	0	0	0	0	0	0	0	291	30.9	37.5	25 to 35	64.6	72	24.7
26/10/2024	19:00	1	1	17	82	50	37	14	2	0	1	0	0	0	0	0	0	0	0	0	205	31.3	38.1	25 to 35	64.4	54	26.3
26/10/2024	20:00	0	3	15	60	50	35	4	1	1	1	0	0	0	0	0	0	0	0	0	170	31.1	37.3	25 to 35	64.7	42	24.7
26/10/2024	21:00	0	1	7	48	38	16	7	2	0	0	0	0	0	0	0	0	0	0	0	119	31.2	37.2	25 to 35	72.3	25	21.0
26/10/2024	22:00	0	0	9	34	30	25	6	2	0	0	0	0	0	0	0	0	0	0	0	106	32	38.4	25 to 35	60.4	33	31.1
26/10/2024	23:00	0	0	6	19	35	18	12	3	2	0	0	0	0	0	0	0	0	0	0	95	33.8	41.2	25 to 35	56.8	35	36.8
24 Hr Summary		12	33	237	1287	1344	812	251	45	8	4	0	1	0	0	0	0	0	0	0	4034	31.9	38.2	25 to 35	65.2	1121	27.8

Incoming Histogram

Knoll Lane facing TBL Oct 24

from Mon-Oct-07-2024-02-00-PM to Wed-Nov-13-2024-03-59-PM

Date	Starting Hr:min	<15	15 to <20	20 to <25	25 to <30	30 to <35	35 to <40	40 to <45	45 to <50	50 to <55	55 to <60	60 to <65	65 to <70	70 to <75	75 to <80	80 to <85	85 to <90	90 to <95	95 to <100	100 to >105	Total Counts	Avg Speed (MPH)	85pct Speed	10MPH Pace	% in pace	# of Speeders	% Speeders	
27/10/2024	00:00	0	0	2	10	13	12	11	1	0	0	0	0	0	0	0	0	0	0	0	0	49	34.7	42.3	30 to 40	51.0	24	49.0
27/10/2024	01:00	0	0	1	11	8	3	3	0	0	0	0	0	0	0	0	0	0	0	0	0	26	31.5	38.3	25 to 35	73.1	6	23.1
27/10/2024	02:00	0	0	2	2	4	4	0	0	1	0	0	0	0	0	0	0	0	0	0	0	13	33.1	38.8	30 to 40	61.5	5	38.5
27/10/2024	03:00	0	0	1	7	4	4	3	1	0	0	0	0	0	0	0	0	0	0	0	0	20	33.1	41.7	25 to 35	55.0	8	40.0
27/10/2024	04:00	0	0	0	3	5	0	1	0	0	1	0	0	0	0	0	0	0	0	0	0	10	34.1	35	25 to 35	80.0	2	20.0
27/10/2024	05:00	0	0	0	5	1	0	2	3	1	0	0	0	0	0	0	0	0	0	0	0	12	37.1	48.3	25 to 35	50.0	6	50.0
27/10/2024	06:00	0	0	0	7	3	5	0	1	0	0	0	0	0	0	0	0	0	0	0	0	16	32.4	39	25 to 35	62.5	6	37.5
27/10/2024	07:00	0	0	1	7	3	7	5	0	0	0	0	0	0	0	0	0	0	0	0	0	23	33.9	42	35 to 45	52.2	12	52.2
27/10/2024	08:00	0	0	2	5	12	13	11	3	0	0	0	0	0	0	0	0	0	0	0	0	46	36	43.2	30 to 40	54.3	27	58.7
27/10/2024	09:00	0	1	3	29	31	31	10	5	1	0	0	0	0	0	0	0	0	0	0	0	111	33.8	39.8	30 to 40	55.9	47	42.3
27/10/2024	10:00	0	0	3	30	76	39	18	2	1	0	0	0	0	0	0	0	0	0	0	0	169	33.9	39.5	30 to 40	68.0	60	35.5
27/10/2024	11:00	0	7	12	68	73	39	14	3	1	0	0	0	0	0	0	0	0	0	0	0	217	31.7	38.1	25 to 35	65.0	57	26.3
27/10/2024	12:00	0	0	9	61	99	70	17	5	2	0	0	0	0	0	0	0	0	0	0	0	263	33.3	38.9	30 to 40	64.3	94	35.7
27/10/2024	13:00	0	6	18	117	119	60	23	4	0	0	0	0	0	0	0	0	0	0	0	0	347	31.7	37.9	25 to 35	68.0	87	25.1
27/10/2024	14:00	0	1	16	103	101	58	21	2	0	0	0	0	0	0	0	0	0	0	0	0	302	31.9	38.1	25 to 35	67.5	81	26.8
27/10/2024	15:00	0	0	7	52	94	66	17	4	0	0	1	0	0	0	0	0	0	0	0	0	241	33.5	38.9	30 to 40	66.4	88	36.5
27/10/2024	16:00	1	1	20	74	101	47	12	3	0	0	0	0	0	0	0	0	0	0	0	0	259	31.7	37.4	25 to 35	67.6	62	23.9
27/10/2024	17:00	3	2	22	78	100	38	14	2	1	0	0	0	0	0	0	0	0	0	0	0	260	31.2	37.1	25 to 35	68.5	55	21.2
27/10/2024	18:00	2	8	20	72	75	37	5	2	0	0	0	0	0	0	0	0	0	0	0	0	221	30.4	36.5	25 to 35	66.5	44	19.9
27/10/2024	19:00	0	1	20	75	50	28	7	0	1	0	0	0	0	0	0	0	0	0	0	0	182	30.5	36.6	25 to 35	68.7	36	19.8
27/10/2024	20:00	0	0	5	54	39	28	5	1	0	0	0	0	0	0	0	0	0	0	0	0	132	31.5	37.5	25 to 35	70.5	34	25.8
27/10/2024	21:00	0	4	7	38	49	18	9	1	0	0	0	0	0	0	0	0	0	0	0	0	126	31.4	37.5	25 to 35	69.0	28	22.2
27/10/2024	22:00	0	0	5	23	26	26	3	1	1	0	0	0	0	0	0	0	0	0	0	0	85	32.7	38.5	30 to 40	61.2	31	36.5
27/10/2024	23:00	0	0	5	15	30	11	1	1	0	0	0	0	0	0	0	0	0	0	0	0	63	31.7	36.8	25 to 35	71.4	13	20.6
24 Hr Summary		6	31	181	946	1116	644	212	45	10	1	1	0	0	0	0	0	0	0	0	0	3193	32.1	38.4	25 to 35	64.6	913	28.6

Incoming Histogram

Knoll Lane facing TBL Oct 24

from Mon-Oct-07-2024-02-00-PM to Wed-Nov-13-2024-03-59-PM

Date	Starting Hr:min	<15	15 to <20	20 to <25	25 to <30	30 to <35	35 to <40	40 to <45	45 to <50	50 to <55	55 to <60	60 to <65	65 to <70	70 to <75	75 to <80	80 to <85	85 to <90	90 to <95	95 to <100	100 to >105	Total Counts	Avg Speed (MPH)	85pet Speed	10MPH Pace	% in pace	# of Speeders	% Speeders	
28/10/2024	00:00	0	0	1	11	10	4	3	0	0	1	0	0	0	0	0	0	0	0	0	0	30	32.5	40	25 to 35	70.0	8	26.7
28/10/2024	01:00	0	0	0	1	8	3	2	1	0	0	0	0	0	0	0	0	0	0	0	0	15	35.2	42.5	30 to 40	73.3	6	40.0
28/10/2024	02:00	0	1	1	3	4	1	1	0	0	0	0	0	0	0	0	0	0	0	0	0	11	29.8	35	25 to 35	63.6	2	18.2
28/10/2024	03:00	0	0	0	0	3	0	1	1	0	0	0	0	0	0	0	0	0	0	0	0	5	37	45	25 to 35	60.0	2	40.0
28/10/2024	04:00	0	0	0	4	6	1	0	1	0	0	0	0	0	0	0	0	0	0	0	0	12	32.3	35	25 to 35	83.3	2	16.7
28/10/2024	05:00	0	0	0	1	2	1	0	2	0	0	0	0	0	0	0	0	0	0	0	0	6	37.2	47.5	25 to 35	50.0	3	50.0
28/10/2024	06:00	0	0	1	5	6	9	4	6	0	0	0	0	0	0	0	0	0	0	0	0	31	36.7	45.8	30 to 40	48.4	19	61.3
28/10/2024	07:00	0	0	3	20	19	18	7	3	1	1	0	0	0	0	0	0	0	0	0	0	72	34	40.7	25 to 35	54.2	30	41.7
28/10/2024	08:00	0	1	4	47	43	39	17	6	0	0	0	0	0	0	0	0	0	0	0	0	157	33.4	39.9	25 to 35	57.3	62	39.5
28/10/2024	09:00	2	3	9	40	67	54	20	0	0	0	0	0	0	0	0	0	0	0	0	0	195	32.9	39.2	30 to 40	62.1	74	37.9
28/10/2024	10:00	1	2	7	61	60	35	10	3	0	0	0	0	0	0	0	0	0	0	0	0	179	31.8	38	25 to 35	67.6	48	26.8
28/10/2024	11:00	3	6	15	76	102	46	8	3	0	0	0	0	0	0	0	0	0	0	0	0	259	31.2	37	25 to 35	68.7	57	22.0
28/10/2024	12:00	2	2	11	84	70	51	16	2	0	0	0	0	0	0	0	0	0	0	0	0	238	31.7	38.2	25 to 35	64.7	69	29.0
28/10/2024	13:00	0	5	17	101	73	49	8	5	0	0	0	0	0	0	0	0	0	0	0	0	258	31.1	37.3	25 to 35	67.4	62	24.0
28/10/2024	14:00	0	2	10	92	84	47	16	3	0	0	0	0	0	0	0	0	0	0	0	0	254	31.8	38	25 to 35	69.3	66	26.0
28/10/2024	15:00	2	4	13	88	85	51	13	2	1	0	1	0	0	0	0	0	0	0	0	0	260	31.7	37.8	25 to 35	66.5	68	26.2
28/10/2024	16:00	0	4	35	90	100	61	14	3	0	0	0	0	0	0	0	0	0	0	0	0	307	31.3	37.6	25 to 35	61.9	78	25.4
28/10/2024	17:00	1	1	16	123	126	51	13	2	0	0	0	0	0	0	0	0	0	0	0	0	333	31.3	36.6	25 to 35	74.8	66	19.8
28/10/2024	18:00	2	13	39	176	139	32	8	1	0	0	0	0	0	0	0	0	0	0	0	0	410	29.4	34.2	25 to 35	76.8	41	10.0
28/10/2024	19:00	6	13	28	121	108	42	6	1	1	0	0	0	0	0	0	0	0	0	0	0	326	29.7	35.1	25 to 35	70.2	50	15.3
28/10/2024	20:00	4	1	14	62	69	27	9	5	1	0	0	0	0	0	0	0	0	0	0	0	192	31.3	37.4	25 to 35	68.2	42	21.9
28/10/2024	21:00	0	2	8	54	66	24	7	3	0	0	0	0	0	0	0	0	0	0	0	0	164	31.5	36.9	25 to 35	73.2	34	20.7
28/10/2024	22:00	0	0	4	33	34	23	11	6	1	1	0	0	0	0	0	0	0	0	0	0	113	33.8	40.9	25 to 35	59.3	42	37.2
28/10/2024	23:00	0	0	1	11	7	4	0	0	0	0	0	0	0	0	0	0	0	0	0	0	23	30.4	36.2	25 to 35	78.3	4	17.4
24 Hr Summary		23	60	237	1304	1291	673	194	59	5	3	1	0	0	0	0	0	0	0	0	0	3850	31.4	37.7	25 to 35	67.4	935	24.3

Incoming Histogram

Knoll Lane facing TBL Oct 24

from Mon-Oct-07-2024-02-00-PM to Wed-Nov-13-2024-03-59-PM

Date	Starting Hr:min	<15	15 to <20	20 to <25	25 to <30	30 to <35	35 to <40	40 to <45	45 to <50	50 to <55	55 to <60	60 to <65	65 to <70	70 to <75	75 to <80	80 to <85	85 to <90	90 to <95	95 to <100	100 to >105	Total Counts	Avg Speed (MPH)	85pet Speed	10MPH Pace	% in pace	# of Speeders	% Speeders
29/10/2024	00:00	*	*	*	*	*	*	*	*	*	*	*	*	*	*	*	*	*	*	*	*	*	*	*	*	*	*
29/10/2024	01:00	*	*	*	*	*	*	*	*	*	*	*	*	*	*	*	*	*	*	*	*	*	*	*	*	*	*
29/10/2024	02:00	*	*	*	*	*	*	*	*	*	*	*	*	*	*	*	*	*	*	*	*	*	*	*	*	*	*
29/10/2024	03:00	*	*	*	*	*	*	*	*	*	*	*	*	*	*	*	*	*	*	*	*	*	*	*	*	*	*
29/10/2024	04:00	*	*	*	*	*	*	*	*	*	*	*	*	*	*	*	*	*	*	*	*	*	*	*	*	*	*
29/10/2024	05:00	*	*	*	*	*	*	*	*	*	*	*	*	*	*	*	*	*	*	*	*	*	*	*	*	*	*
29/10/2024	06:00	*	*	*	*	*	*	*	*	*	*	*	*	*	*	*	*	*	*	*	*	*	*	*	*	*	*
29/10/2024	07:00	*	*	*	*	*	*	*	*	*	*	*	*	*	*	*	*	*	*	*	*	*	*	*	*	*	*
29/10/2024	08:00	*	*	*	*	*	*	*	*	*	*	*	*	*	*	*	*	*	*	*	*	*	*	*	*	*	*
29/10/2024	09:00	*	*	*	*	*	*	*	*	*	*	*	*	*	*	*	*	*	*	*	*	*	*	*	*	*	*
29/10/2024	10:00	*	*	*	*	*	*	*	*	*	*	*	*	*	*	*	*	*	*	*	*	*	*	*	*	*	*
29/10/2024	11:00	*	*	*	*	*	*	*	*	*	*	*	*	*	*	*	*	*	*	*	*	*	*	*	*	*	*
29/10/2024	12:00	*	*	*	*	*	*	*	*	*	*	*	*	*	*	*	*	*	*	*	*	*	*	*	*	*	*
29/10/2024	13:00	*	*	*	*	*	*	*	*	*	*	*	*	*	*	*	*	*	*	*	*	*	*	*	*	*	*
29/10/2024	14:00	*	*	*	*	*	*	*	*	*	*	*	*	*	*	*	*	*	*	*	*	*	*	*	*	*	*
29/10/2024	15:00	*	*	*	*	*	*	*	*	*	*	*	*	*	*	*	*	*	*	*	*	*	*	*	*	*	*
29/10/2024	16:00	*	*	*	*	*	*	*	*	*	*	*	*	*	*	*	*	*	*	*	*	*	*	*	*	*	*
29/10/2024	17:00	*	*	*	*	*	*	*	*	*	*	*	*	*	*	*	*	*	*	*	*	*	*	*	*	*	*
29/10/2024	18:00	*	*	*	*	*	*	*	*	*	*	*	*	*	*	*	*	*	*	*	*	*	*	*	*	*	*
29/10/2024	19:00	*	*	*	*	*	*	*	*	*	*	*	*	*	*	*	*	*	*	*	*	*	*	*	*	*	*
29/10/2024	20:00	*	*	*	*	*	*	*	*	*	*	*	*	*	*	*	*	*	*	*	*	*	*	*	*	*	*
29/10/2024	21:00	*	*	*	*	*	*	*	*	*	*	*	*	*	*	*	*	*	*	*	*	*	*	*	*	*	*
29/10/2024	22:00	*	*	*	*	*	*	*	*	*	*	*	*	*	*	*	*	*	*	*	*	*	*	*	*	*	*
29/10/2024	23:00	*	*	*	*	*	*	*	*	*	*	*	*	*	*	*	*	*	*	*	*	*	*	*	*	*	*
24 Hr Summary		0	0	0	0	0	0	0	0	0	0	0	0	0	0	0	0	0	0	0	0	0	0	0	*	*	*

Incoming Histogram

Knoll Lane facing TBL Oct 24

from Mon-Oct-07-2024-02-00-PM to Wed-Nov-13-2024-03-59-PM

Date	Starting Hr:min	<15	15 to <20	20 to <25	25 to <30	30 to <35	35 to <40	40 to <45	45 to <50	50 to <55	55 to <60	60 to <65	65 to <70	70 to <75	75 to <80	80 to <85	85 to <90	90 to <95	95 to <100	100 to >105	Total Counts	Avg Speed (MPH)	85pet Speed	10MPH Pace	% in pace	# of Speeders	% Speeders
30/10/2024	00:00	*	*	*	*	*	*	*	*	*	*	*	*	*	*	*	*	*	*	*	*	*	*	*	*	*	*
30/10/2024	01:00	*	*	*	*	*	*	*	*	*	*	*	*	*	*	*	*	*	*	*	*	*	*	*	*	*	*
30/10/2024	02:00	*	*	*	*	*	*	*	*	*	*	*	*	*	*	*	*	*	*	*	*	*	*	*	*	*	*
30/10/2024	03:00	*	*	*	*	*	*	*	*	*	*	*	*	*	*	*	*	*	*	*	*	*	*	*	*	*	*
30/10/2024	04:00	*	*	*	*	*	*	*	*	*	*	*	*	*	*	*	*	*	*	*	*	*	*	*	*	*	*
30/10/2024	05:00	*	*	*	*	*	*	*	*	*	*	*	*	*	*	*	*	*	*	*	*	*	*	*	*	*	*
30/10/2024	06:00	*	*	*	*	*	*	*	*	*	*	*	*	*	*	*	*	*	*	*	*	*	*	*	*	*	*
30/10/2024	07:00	*	*	*	*	*	*	*	*	*	*	*	*	*	*	*	*	*	*	*	*	*	*	*	*	*	*
30/10/2024	08:00	*	*	*	*	*	*	*	*	*	*	*	*	*	*	*	*	*	*	*	*	*	*	*	*	*	*
30/10/2024	09:00	*	*	*	*	*	*	*	*	*	*	*	*	*	*	*	*	*	*	*	*	*	*	*	*	*	*
30/10/2024	10:00	*	*	*	*	*	*	*	*	*	*	*	*	*	*	*	*	*	*	*	*	*	*	*	*	*	*
30/10/2024	11:00	*	*	*	*	*	*	*	*	*	*	*	*	*	*	*	*	*	*	*	*	*	*	*	*	*	*
30/10/2024	12:00	*	*	*	*	*	*	*	*	*	*	*	*	*	*	*	*	*	*	*	*	*	*	*	*	*	*
30/10/2024	13:00	*	*	*	*	*	*	*	*	*	*	*	*	*	*	*	*	*	*	*	*	*	*	*	*	*	*
30/10/2024	14:00	*	*	*	*	*	*	*	*	*	*	*	*	*	*	*	*	*	*	*	*	*	*	*	*	*	*
30/10/2024	15:00	*	*	*	*	*	*	*	*	*	*	*	*	*	*	*	*	*	*	*	*	*	*	*	*	*	*
30/10/2024	16:00	*	*	*	*	*	*	*	*	*	*	*	*	*	*	*	*	*	*	*	*	*	*	*	*	*	*
30/10/2024	17:00	*	*	*	*	*	*	*	*	*	*	*	*	*	*	*	*	*	*	*	*	*	*	*	*	*	*
30/10/2024	18:00	*	*	*	*	*	*	*	*	*	*	*	*	*	*	*	*	*	*	*	*	*	*	*	*	*	*
30/10/2024	19:00	*	*	*	*	*	*	*	*	*	*	*	*	*	*	*	*	*	*	*	*	*	*	*	*	*	*
30/10/2024	20:00	*	*	*	*	*	*	*	*	*	*	*	*	*	*	*	*	*	*	*	*	*	*	*	*	*	*
30/10/2024	21:00	*	*	*	*	*	*	*	*	*	*	*	*	*	*	*	*	*	*	*	*	*	*	*	*	*	*
30/10/2024	22:00	*	*	*	*	*	*	*	*	*	*	*	*	*	*	*	*	*	*	*	*	*	*	*	*	*	*
30/10/2024	23:00	*	*	*	*	*	*	*	*	*	*	*	*	*	*	*	*	*	*	*	*	*	*	*	*	*	*
24 Hr Summary		0	0	0	0	0	0	0	0	0	0	0	0	0	0	0	0	0	0	0	0	0	0	0	*	*	*

Incoming Histogram

Knoll Lane facing TBL Oct 24

from Mon-Oct-07-2024-02-00-PM to Wed-Nov-13-2024-03-59-PM

Date	Starting Hr:min	<15	15 to <20	20 to <25	25 to <30	30 to <35	35 to <40	40 to <45	45 to <50	50 to <55	55 to <60	60 to <65	65 to <70	70 to <75	75 to <80	80 to <85	85 to <90	90 to <95	95 to <100	100 to >105	Total Counts	Avg Speed (MPH)	85pet Speed	10MPH Pace	% in pace	# of Speeders	% Speeders
31/10/2024	00:00	*	*	*	*	*	*	*	*	*	*	*	*	*	*	*	*	*	*	*	*	*	*	*	*	*	*
31/10/2024	01:00	*	*	*	*	*	*	*	*	*	*	*	*	*	*	*	*	*	*	*	*	*	*	*	*	*	*
31/10/2024	02:00	*	*	*	*	*	*	*	*	*	*	*	*	*	*	*	*	*	*	*	*	*	*	*	*	*	*
31/10/2024	03:00	*	*	*	*	*	*	*	*	*	*	*	*	*	*	*	*	*	*	*	*	*	*	*	*	*	*
31/10/2024	04:00	*	*	*	*	*	*	*	*	*	*	*	*	*	*	*	*	*	*	*	*	*	*	*	*	*	*
31/10/2024	05:00	*	*	*	*	*	*	*	*	*	*	*	*	*	*	*	*	*	*	*	*	*	*	*	*	*	*
31/10/2024	06:00	*	*	*	*	*	*	*	*	*	*	*	*	*	*	*	*	*	*	*	*	*	*	*	*	*	*
31/10/2024	07:00	*	*	*	*	*	*	*	*	*	*	*	*	*	*	*	*	*	*	*	*	*	*	*	*	*	*
31/10/2024	08:00	*	*	*	*	*	*	*	*	*	*	*	*	*	*	*	*	*	*	*	*	*	*	*	*	*	*
31/10/2024	09:00	*	*	*	*	*	*	*	*	*	*	*	*	*	*	*	*	*	*	*	*	*	*	*	*	*	*
31/10/2024	10:00	*	*	*	*	*	*	*	*	*	*	*	*	*	*	*	*	*	*	*	*	*	*	*	*	*	*
31/10/2024	11:00	*	*	*	*	*	*	*	*	*	*	*	*	*	*	*	*	*	*	*	*	*	*	*	*	*	*
31/10/2024	12:00	*	*	*	*	*	*	*	*	*	*	*	*	*	*	*	*	*	*	*	*	*	*	*	*	*	*
31/10/2024	13:00	*	*	*	*	*	*	*	*	*	*	*	*	*	*	*	*	*	*	*	*	*	*	*	*	*	*
31/10/2024	14:00	*	*	*	*	*	*	*	*	*	*	*	*	*	*	*	*	*	*	*	*	*	*	*	*	*	*
31/10/2024	15:00	*	*	*	*	*	*	*	*	*	*	*	*	*	*	*	*	*	*	*	*	*	*	*	*	*	*
31/10/2024	16:00	*	*	*	*	*	*	*	*	*	*	*	*	*	*	*	*	*	*	*	*	*	*	*	*	*	*
31/10/2024	17:00	*	*	*	*	*	*	*	*	*	*	*	*	*	*	*	*	*	*	*	*	*	*	*	*	*	*
31/10/2024	18:00	*	*	*	*	*	*	*	*	*	*	*	*	*	*	*	*	*	*	*	*	*	*	*	*	*	*
31/10/2024	19:00	*	*	*	*	*	*	*	*	*	*	*	*	*	*	*	*	*	*	*	*	*	*	*	*	*	*
31/10/2024	20:00	*	*	*	*	*	*	*	*	*	*	*	*	*	*	*	*	*	*	*	*	*	*	*	*	*	*
31/10/2024	21:00	*	*	*	*	*	*	*	*	*	*	*	*	*	*	*	*	*	*	*	*	*	*	*	*	*	*
31/10/2024	22:00	*	*	*	*	*	*	*	*	*	*	*	*	*	*	*	*	*	*	*	*	*	*	*	*	*	*
31/10/2024	23:00	*	*	*	*	*	*	*	*	*	*	*	*	*	*	*	*	*	*	*	*	*	*	*	*	*	*
24 Hr Summary		0	0	0	0	0	0	0	0	0	0	0	0	0	0	0	0	0	0	0	0	0	0	0	*	*	*

Incoming Histogram

Knoll Lane facing TBL Oct 24

from Mon-Oct-07-2024-02-00-PM to Wed-Nov-13-2024-03-59-PM

Date	Starting Hr:min	<15	15 to <20	20 to <25	25 to <30	30 to <35	35 to <40	40 to <45	45 to <50	50 to <55	55 to <60	60 to <65	65 to <70	70 to <75	75 to <80	80 to <85	85 to <90	90 to <95	95 to <100	100 to >105	Total Counts	Avg Speed (MPH)	85pet Speed	10MPH Pace	% in pace	# of Speeders	% Speeders
01/11/2024	00:00	*	*	*	*	*	*	*	*	*	*	*	*	*	*	*	*	*	*	*	*	*	*	*	*	*	*
01/11/2024	01:00	*	*	*	*	*	*	*	*	*	*	*	*	*	*	*	*	*	*	*	*	*	*	*	*	*	*
01/11/2024	02:00	*	*	*	*	*	*	*	*	*	*	*	*	*	*	*	*	*	*	*	*	*	*	*	*	*	*
01/11/2024	03:00	*	*	*	*	*	*	*	*	*	*	*	*	*	*	*	*	*	*	*	*	*	*	*	*	*	*
01/11/2024	04:00	*	*	*	*	*	*	*	*	*	*	*	*	*	*	*	*	*	*	*	*	*	*	*	*	*	*
01/11/2024	05:00	*	*	*	*	*	*	*	*	*	*	*	*	*	*	*	*	*	*	*	*	*	*	*	*	*	*
01/11/2024	06:00	*	*	*	*	*	*	*	*	*	*	*	*	*	*	*	*	*	*	*	*	*	*	*	*	*	*
01/11/2024	07:00	*	*	*	*	*	*	*	*	*	*	*	*	*	*	*	*	*	*	*	*	*	*	*	*	*	*
01/11/2024	08:00	*	*	*	*	*	*	*	*	*	*	*	*	*	*	*	*	*	*	*	*	*	*	*	*	*	*
01/11/2024	09:00	*	*	*	*	*	*	*	*	*	*	*	*	*	*	*	*	*	*	*	*	*	*	*	*	*	*
01/11/2024	10:00	*	*	*	*	*	*	*	*	*	*	*	*	*	*	*	*	*	*	*	*	*	*	*	*	*	*
01/11/2024	11:00	*	*	*	*	*	*	*	*	*	*	*	*	*	*	*	*	*	*	*	*	*	*	*	*	*	*
01/11/2024	12:00	*	*	*	*	*	*	*	*	*	*	*	*	*	*	*	*	*	*	*	*	*	*	*	*	*	*
01/11/2024	13:00	*	*	*	*	*	*	*	*	*	*	*	*	*	*	*	*	*	*	*	*	*	*	*	*	*	*
01/11/2024	14:00	*	*	*	*	*	*	*	*	*	*	*	*	*	*	*	*	*	*	*	*	*	*	*	*	*	*
01/11/2024	15:00	*	*	*	*	*	*	*	*	*	*	*	*	*	*	*	*	*	*	*	*	*	*	*	*	*	*
01/11/2024	16:00	*	*	*	*	*	*	*	*	*	*	*	*	*	*	*	*	*	*	*	*	*	*	*	*	*	*
01/11/2024	17:00	*	*	*	*	*	*	*	*	*	*	*	*	*	*	*	*	*	*	*	*	*	*	*	*	*	*
01/11/2024	18:00	*	*	*	*	*	*	*	*	*	*	*	*	*	*	*	*	*	*	*	*	*	*	*	*	*	*
01/11/2024	19:00	*	*	*	*	*	*	*	*	*	*	*	*	*	*	*	*	*	*	*	*	*	*	*	*	*	*
01/11/2024	20:00	*	*	*	*	*	*	*	*	*	*	*	*	*	*	*	*	*	*	*	*	*	*	*	*	*	*
01/11/2024	21:00	*	*	*	*	*	*	*	*	*	*	*	*	*	*	*	*	*	*	*	*	*	*	*	*	*	*
01/11/2024	22:00	*	*	*	*	*	*	*	*	*	*	*	*	*	*	*	*	*	*	*	*	*	*	*	*	*	*
01/11/2024	23:00	*	*	*	*	*	*	*	*	*	*	*	*	*	*	*	*	*	*	*	*	*	*	*	*	*	*
24 Hr Summary		0	0	0	0	0	0	0	0	0	0	0	0	0	0	0	0	0	0	0	0	0	0	0	*	*	*

Incoming Histogram

Knoll Lane facing TBL Oct 24

from Mon-Oct-07-2024-02-00-PM to Wed-Nov-13-2024-03-59-PM

Date	Starting Hr:min	<15	15 to <20	20 to <25	25 to <30	30 to <35	35 to <40	40 to <45	45 to <50	50 to <55	55 to <60	60 to <65	65 to <70	70 to <75	75 to <80	80 to <85	85 to <90	90 to <95	95 to <100	100 to >105	Total Counts	Avg Speed (MPH)	85pet Speed	10MPH Pace	% in pace	# of Speeders	% Speeders
02/11/2024	00:00	*	*	*	*	*	*	*	*	*	*	*	*	*	*	*	*	*	*	*	*	*	*	*	*	*	*
02/11/2024	01:00	*	*	*	*	*	*	*	*	*	*	*	*	*	*	*	*	*	*	*	*	*	*	*	*	*	*
02/11/2024	02:00	*	*	*	*	*	*	*	*	*	*	*	*	*	*	*	*	*	*	*	*	*	*	*	*	*	*
02/11/2024	03:00	*	*	*	*	*	*	*	*	*	*	*	*	*	*	*	*	*	*	*	*	*	*	*	*	*	*
02/11/2024	04:00	*	*	*	*	*	*	*	*	*	*	*	*	*	*	*	*	*	*	*	*	*	*	*	*	*	*
02/11/2024	05:00	*	*	*	*	*	*	*	*	*	*	*	*	*	*	*	*	*	*	*	*	*	*	*	*	*	*
02/11/2024	06:00	*	*	*	*	*	*	*	*	*	*	*	*	*	*	*	*	*	*	*	*	*	*	*	*	*	*
02/11/2024	07:00	*	*	*	*	*	*	*	*	*	*	*	*	*	*	*	*	*	*	*	*	*	*	*	*	*	*
02/11/2024	08:00	*	*	*	*	*	*	*	*	*	*	*	*	*	*	*	*	*	*	*	*	*	*	*	*	*	*
02/11/2024	09:00	*	*	*	*	*	*	*	*	*	*	*	*	*	*	*	*	*	*	*	*	*	*	*	*	*	*
02/11/2024	10:00	*	*	*	*	*	*	*	*	*	*	*	*	*	*	*	*	*	*	*	*	*	*	*	*	*	*
02/11/2024	11:00	*	*	*	*	*	*	*	*	*	*	*	*	*	*	*	*	*	*	*	*	*	*	*	*	*	*
02/11/2024	12:00	*	*	*	*	*	*	*	*	*	*	*	*	*	*	*	*	*	*	*	*	*	*	*	*	*	*
02/11/2024	13:00	*	*	*	*	*	*	*	*	*	*	*	*	*	*	*	*	*	*	*	*	*	*	*	*	*	*
02/11/2024	14:00	*	*	*	*	*	*	*	*	*	*	*	*	*	*	*	*	*	*	*	*	*	*	*	*	*	*
02/11/2024	15:00	*	*	*	*	*	*	*	*	*	*	*	*	*	*	*	*	*	*	*	*	*	*	*	*	*	*
02/11/2024	16:00	*	*	*	*	*	*	*	*	*	*	*	*	*	*	*	*	*	*	*	*	*	*	*	*	*	*
02/11/2024	17:00	*	*	*	*	*	*	*	*	*	*	*	*	*	*	*	*	*	*	*	*	*	*	*	*	*	*
02/11/2024	18:00	*	*	*	*	*	*	*	*	*	*	*	*	*	*	*	*	*	*	*	*	*	*	*	*	*	*
02/11/2024	19:00	*	*	*	*	*	*	*	*	*	*	*	*	*	*	*	*	*	*	*	*	*	*	*	*	*	*
02/11/2024	20:00	*	*	*	*	*	*	*	*	*	*	*	*	*	*	*	*	*	*	*	*	*	*	*	*	*	*
02/11/2024	21:00	*	*	*	*	*	*	*	*	*	*	*	*	*	*	*	*	*	*	*	*	*	*	*	*	*	*
02/11/2024	22:00	*	*	*	*	*	*	*	*	*	*	*	*	*	*	*	*	*	*	*	*	*	*	*	*	*	*
02/11/2024	23:00	*	*	*	*	*	*	*	*	*	*	*	*	*	*	*	*	*	*	*	*	*	*	*	*	*	*
24 Hr Summary		0	0	0	0	0	0	0	0	0	0	0	0	0	0	0	0	0	0	0	0	0	0	0	*	*	*

Incoming Histogram

Knoll Lane facing TBL Oct 24

from Mon-Oct-07-2024-02-00-PM to Wed-Nov-13-2024-03-59-PM

Date	Starting Hr:min	<15	15 to <20	20 to <25	25 to <30	30 to <35	35 to <40	40 to <45	45 to <50	50 to <55	55 to <60	60 to <65	65 to <70	70 to <75	75 to <80	80 to <85	85 to <90	90 to <95	95 to <100	100 to >105	Total Counts	Avg Speed (MPH)	85pct Speed	10MPH Pace	% in pace	# of Speeders	% Speeders
03/11/2024	00:00	*	*	*	*	*	*	*	*	*	*	*	*	*	*	*	*	*	*	*	*	*	*	*	*	*	*
03/11/2024	01:00	*	*	*	*	*	*	*	*	*	*	*	*	*	*	*	*	*	*	*	*	*	*	*	*	*	*
03/11/2024	02:00	*	*	*	*	*	*	*	*	*	*	*	*	*	*	*	*	*	*	*	*	*	*	*	*	*	*
03/11/2024	03:00	*	*	*	*	*	*	*	*	*	*	*	*	*	*	*	*	*	*	*	*	*	*	*	*	*	*
03/11/2024	04:00	*	*	*	*	*	*	*	*	*	*	*	*	*	*	*	*	*	*	*	*	*	*	*	*	*	*
03/11/2024	05:00	*	*	*	*	*	*	*	*	*	*	*	*	*	*	*	*	*	*	*	*	*	*	*	*	*	*
03/11/2024	06:00	*	*	*	*	*	*	*	*	*	*	*	*	*	*	*	*	*	*	*	*	*	*	*	*	*	*
03/11/2024	07:00	*	*	*	*	*	*	*	*	*	*	*	*	*	*	*	*	*	*	*	*	*	*	*	*	*	*
03/11/2024	08:00	*	*	*	*	*	*	*	*	*	*	*	*	*	*	*	*	*	*	*	*	*	*	*	*	*	*
03/11/2024	09:00	*	*	*	*	*	*	*	*	*	*	*	*	*	*	*	*	*	*	*	*	*	*	*	*	*	*
03/11/2024	10:00	*	*	*	*	*	*	*	*	*	*	*	*	*	*	*	*	*	*	*	*	*	*	*	*	*	*
03/11/2024	11:00	*	*	*	*	*	*	*	*	*	*	*	*	*	*	*	*	*	*	*	*	*	*	*	*	*	*
03/11/2024	12:00	*	*	*	*	*	*	*	*	*	*	*	*	*	*	*	*	*	*	*	*	*	*	*	*	*	*
03/11/2024	13:00	*	*	*	*	*	*	*	*	*	*	*	*	*	*	*	*	*	*	*	*	*	*	*	*	*	*
03/11/2024	14:00	*	*	*	*	*	*	*	*	*	*	*	*	*	*	*	*	*	*	*	*	*	*	*	*	*	*
03/11/2024	15:00	*	*	*	*	*	*	*	*	*	*	*	*	*	*	*	*	*	*	*	*	*	*	*	*	*	*
03/11/2024	16:00	*	*	*	*	*	*	*	*	*	*	*	*	*	*	*	*	*	*	*	*	*	*	*	*	*	*
03/11/2024	17:00	*	*	*	*	*	*	*	*	*	*	*	*	*	*	*	*	*	*	*	*	*	*	*	*	*	*
03/11/2024	18:00	*	*	*	*	*	*	*	*	*	*	*	*	*	*	*	*	*	*	*	*	*	*	*	*	*	*
03/11/2024	19:00	*	*	*	*	*	*	*	*	*	*	*	*	*	*	*	*	*	*	*	*	*	*	*	*	*	*
03/11/2024	20:00	*	*	*	*	*	*	*	*	*	*	*	*	*	*	*	*	*	*	*	*	*	*	*	*	*	*
03/11/2024	21:00	*	*	*	*	*	*	*	*	*	*	*	*	*	*	*	*	*	*	*	*	*	*	*	*	*	*
03/11/2024	22:00	*	*	*	*	*	*	*	*	*	*	*	*	*	*	*	*	*	*	*	*	*	*	*	*	*	*
03/11/2024	23:00	*	*	*	*	*	*	*	*	*	*	*	*	*	*	*	*	*	*	*	*	*	*	*	*	*	*
24 Hr Summary		0	0	0	0	0	0	0	0	0	0	0	0	0	0	0	0	0	0	0	0	0	0	0	*	*	*

Incoming Histogram

Knoll Lane facing TBL Oct 24

from Mon-Oct-07-2024-02-00-PM to Wed-Nov-13-2024-03-59-PM

Date	Starting Hr:min	<15	15 to <20	20 to <25	25 to <30	30 to <35	35 to <40	40 to <45	45 to <50	50 to <55	55 to <60	60 to <65	65 to <70	70 to <75	75 to <80	80 to <85	85 to <90	90 to <95	95 to <100	100 to >105	Total Counts	Avg Speed (MPH)	85pet Speed	10MPH Pace	% in pace	# of Speeders	% Speeders
04/11/2024	00:00	*	*	*	*	*	*	*	*	*	*	*	*	*	*	*	*	*	*	*	*	*	*	*	*	*	*
04/11/2024	01:00	*	*	*	*	*	*	*	*	*	*	*	*	*	*	*	*	*	*	*	*	*	*	*	*	*	*
04/11/2024	02:00	*	*	*	*	*	*	*	*	*	*	*	*	*	*	*	*	*	*	*	*	*	*	*	*	*	*
04/11/2024	03:00	*	*	*	*	*	*	*	*	*	*	*	*	*	*	*	*	*	*	*	*	*	*	*	*	*	*
04/11/2024	04:00	*	*	*	*	*	*	*	*	*	*	*	*	*	*	*	*	*	*	*	*	*	*	*	*	*	*
04/11/2024	05:00	*	*	*	*	*	*	*	*	*	*	*	*	*	*	*	*	*	*	*	*	*	*	*	*	*	*
04/11/2024	06:00	*	*	*	*	*	*	*	*	*	*	*	*	*	*	*	*	*	*	*	*	*	*	*	*	*	*
04/11/2024	07:00	*	*	*	*	*	*	*	*	*	*	*	*	*	*	*	*	*	*	*	*	*	*	*	*	*	*
04/11/2024	08:00	*	*	*	*	*	*	*	*	*	*	*	*	*	*	*	*	*	*	*	*	*	*	*	*	*	*
04/11/2024	09:00	*	*	*	*	*	*	*	*	*	*	*	*	*	*	*	*	*	*	*	*	*	*	*	*	*	*
04/11/2024	10:00	*	*	*	*	*	*	*	*	*	*	*	*	*	*	*	*	*	*	*	*	*	*	*	*	*	*
04/11/2024	11:00	*	*	*	*	*	*	*	*	*	*	*	*	*	*	*	*	*	*	*	*	*	*	*	*	*	*
04/11/2024	12:00	*	*	*	*	*	*	*	*	*	*	*	*	*	*	*	*	*	*	*	*	*	*	*	*	*	*
04/11/2024	13:00	*	*	*	*	*	*	*	*	*	*	*	*	*	*	*	*	*	*	*	*	*	*	*	*	*	*
04/11/2024	14:00	*	*	*	*	*	*	*	*	*	*	*	*	*	*	*	*	*	*	*	*	*	*	*	*	*	*
04/11/2024	15:00	*	*	*	*	*	*	*	*	*	*	*	*	*	*	*	*	*	*	*	*	*	*	*	*	*	*
04/11/2024	16:00	*	*	*	*	*	*	*	*	*	*	*	*	*	*	*	*	*	*	*	*	*	*	*	*	*	*
04/11/2024	17:00	*	*	*	*	*	*	*	*	*	*	*	*	*	*	*	*	*	*	*	*	*	*	*	*	*	*
04/11/2024	18:00	*	*	*	*	*	*	*	*	*	*	*	*	*	*	*	*	*	*	*	*	*	*	*	*	*	*
04/11/2024	19:00	*	*	*	*	*	*	*	*	*	*	*	*	*	*	*	*	*	*	*	*	*	*	*	*	*	*
04/11/2024	20:00	*	*	*	*	*	*	*	*	*	*	*	*	*	*	*	*	*	*	*	*	*	*	*	*	*	*
04/11/2024	21:00	*	*	*	*	*	*	*	*	*	*	*	*	*	*	*	*	*	*	*	*	*	*	*	*	*	*
04/11/2024	22:00	*	*	*	*	*	*	*	*	*	*	*	*	*	*	*	*	*	*	*	*	*	*	*	*	*	*
04/11/2024	23:00	*	*	*	*	*	*	*	*	*	*	*	*	*	*	*	*	*	*	*	*	*	*	*	*	*	*
24 Hr Summary		0	0	0	0	0	0	0	0	0	0	0	0	0	0	0	0	0	0	0	0	0	0	0	*	*	*

Incoming Histogram

Knoll Lane facing TBL Oct 24

from Mon-Oct-07-2024-02-00-PM to Wed-Nov-13-2024-03-59-PM

Date	Starting Hr:min	<15	15 to <20	20 to <25	25 to <30	30 to <35	35 to <40	40 to <45	45 to <50	50 to <55	55 to <60	60 to <65	65 to <70	70 to <75	75 to <80	80 to <85	85 to <90	90 to <95	95 to <100	100 to >105	Total Counts	Avg Speed (MPH)	85pet Speed	10MPH Pace	% in pace	# of Speeders	% Speeders
05/11/2024	00:00	*	*	*	*	*	*	*	*	*	*	*	*	*	*	*	*	*	*	*	*	*	*	*	*	*	*
05/11/2024	01:00	*	*	*	*	*	*	*	*	*	*	*	*	*	*	*	*	*	*	*	*	*	*	*	*	*	*
05/11/2024	02:00	*	*	*	*	*	*	*	*	*	*	*	*	*	*	*	*	*	*	*	*	*	*	*	*	*	*
05/11/2024	03:00	*	*	*	*	*	*	*	*	*	*	*	*	*	*	*	*	*	*	*	*	*	*	*	*	*	*
05/11/2024	04:00	*	*	*	*	*	*	*	*	*	*	*	*	*	*	*	*	*	*	*	*	*	*	*	*	*	*
05/11/2024	05:00	*	*	*	*	*	*	*	*	*	*	*	*	*	*	*	*	*	*	*	*	*	*	*	*	*	*
05/11/2024	06:00	*	*	*	*	*	*	*	*	*	*	*	*	*	*	*	*	*	*	*	*	*	*	*	*	*	*
05/11/2024	07:00	*	*	*	*	*	*	*	*	*	*	*	*	*	*	*	*	*	*	*	*	*	*	*	*	*	*
05/11/2024	08:00	*	*	*	*	*	*	*	*	*	*	*	*	*	*	*	*	*	*	*	*	*	*	*	*	*	*
05/11/2024	09:00	*	*	*	*	*	*	*	*	*	*	*	*	*	*	*	*	*	*	*	*	*	*	*	*	*	*
05/11/2024	10:00	*	*	*	*	*	*	*	*	*	*	*	*	*	*	*	*	*	*	*	*	*	*	*	*	*	*
05/11/2024	11:00	*	*	*	*	*	*	*	*	*	*	*	*	*	*	*	*	*	*	*	*	*	*	*	*	*	*
05/11/2024	12:00	*	*	*	*	*	*	*	*	*	*	*	*	*	*	*	*	*	*	*	*	*	*	*	*	*	*
05/11/2024	13:00	*	*	*	*	*	*	*	*	*	*	*	*	*	*	*	*	*	*	*	*	*	*	*	*	*	*
05/11/2024	14:00	*	*	*	*	*	*	*	*	*	*	*	*	*	*	*	*	*	*	*	*	*	*	*	*	*	*
05/11/2024	15:00	*	*	*	*	*	*	*	*	*	*	*	*	*	*	*	*	*	*	*	*	*	*	*	*	*	*
05/11/2024	16:00	*	*	*	*	*	*	*	*	*	*	*	*	*	*	*	*	*	*	*	*	*	*	*	*	*	*
05/11/2024	17:00	*	*	*	*	*	*	*	*	*	*	*	*	*	*	*	*	*	*	*	*	*	*	*	*	*	*
05/11/2024	18:00	*	*	*	*	*	*	*	*	*	*	*	*	*	*	*	*	*	*	*	*	*	*	*	*	*	*
05/11/2024	19:00	*	*	*	*	*	*	*	*	*	*	*	*	*	*	*	*	*	*	*	*	*	*	*	*	*	*
05/11/2024	20:00	*	*	*	*	*	*	*	*	*	*	*	*	*	*	*	*	*	*	*	*	*	*	*	*	*	*
05/11/2024	21:00	*	*	*	*	*	*	*	*	*	*	*	*	*	*	*	*	*	*	*	*	*	*	*	*	*	*
05/11/2024	22:00	*	*	*	*	*	*	*	*	*	*	*	*	*	*	*	*	*	*	*	*	*	*	*	*	*	*
05/11/2024	23:00	*	*	*	*	*	*	*	*	*	*	*	*	*	*	*	*	*	*	*	*	*	*	*	*	*	*
24 Hr Summary		0	0	0	0	0	0	0	0	0	0	0	0	0	0	0	0	0	0	0	0	0	0	0	*	*	*

Incoming Histogram

Knoll Lane facing TBL Oct 24

from Mon-Oct-07-2024-02-00-PM to Wed-Nov-13-2024-03-59-PM

Date	Starting Hr:min	<15	15 to <20	20 to <25	25 to <30	30 to <35	35 to <40	40 to <45	45 to <50	50 to <55	55 to <60	60 to <65	65 to <70	70 to <75	75 to <80	80 to <85	85 to <90	90 to <95	95 to <100	100 to >105	Total Counts	Avg Speed (MPH)	85pct Speed	10MPH Pace	% in pace	# of Speeders	% Speeders
06/11/2024	00:00	*	*	*	*	*	*	*	*	*	*	*	*	*	*	*	*	*	*	*	*	*	*	*	*	*	*
06/11/2024	01:00	*	*	*	*	*	*	*	*	*	*	*	*	*	*	*	*	*	*	*	*	*	*	*	*	*	*
06/11/2024	02:00	*	*	*	*	*	*	*	*	*	*	*	*	*	*	*	*	*	*	*	*	*	*	*	*	*	*
06/11/2024	03:00	*	*	*	*	*	*	*	*	*	*	*	*	*	*	*	*	*	*	*	*	*	*	*	*	*	*
06/11/2024	04:00	*	*	*	*	*	*	*	*	*	*	*	*	*	*	*	*	*	*	*	*	*	*	*	*	*	*
06/11/2024	05:00	*	*	*	*	*	*	*	*	*	*	*	*	*	*	*	*	*	*	*	*	*	*	*	*	*	*
06/11/2024	06:00	*	*	*	*	*	*	*	*	*	*	*	*	*	*	*	*	*	*	*	*	*	*	*	*	*	*
06/11/2024	07:00	*	*	*	*	*	*	*	*	*	*	*	*	*	*	*	*	*	*	*	*	*	*	*	*	*	*
06/11/2024	08:00	*	*	*	*	*	*	*	*	*	*	*	*	*	*	*	*	*	*	*	*	*	*	*	*	*	*
06/11/2024	09:00	*	*	*	*	*	*	*	*	*	*	*	*	*	*	*	*	*	*	*	*	*	*	*	*	*	*
06/11/2024	10:00	*	*	*	*	*	*	*	*	*	*	*	*	*	*	*	*	*	*	*	*	*	*	*	*	*	*
06/11/2024	11:00	*	*	*	*	*	*	*	*	*	*	*	*	*	*	*	*	*	*	*	*	*	*	*	*	*	*
06/11/2024	12:00	*	*	*	*	*	*	*	*	*	*	*	*	*	*	*	*	*	*	*	*	*	*	*	*	*	*
06/11/2024	13:00	*	*	*	*	*	*	*	*	*	*	*	*	*	*	*	*	*	*	*	*	*	*	*	*	*	*
06/11/2024	14:00	*	*	*	*	*	*	*	*	*	*	*	*	*	*	*	*	*	*	*	*	*	*	*	*	*	*
06/11/2024	15:00	*	*	*	*	*	*	*	*	*	*	*	*	*	*	*	*	*	*	*	*	*	*	*	*	*	*
06/11/2024	16:00	*	*	*	*	*	*	*	*	*	*	*	*	*	*	*	*	*	*	*	*	*	*	*	*	*	*
06/11/2024	17:00	*	*	*	*	*	*	*	*	*	*	*	*	*	*	*	*	*	*	*	*	*	*	*	*	*	*
06/11/2024	18:00	*	*	*	*	*	*	*	*	*	*	*	*	*	*	*	*	*	*	*	*	*	*	*	*	*	*
06/11/2024	19:00	*	*	*	*	*	*	*	*	*	*	*	*	*	*	*	*	*	*	*	*	*	*	*	*	*	*
06/11/2024	20:00	*	*	*	*	*	*	*	*	*	*	*	*	*	*	*	*	*	*	*	*	*	*	*	*	*	*
06/11/2024	21:00	*	*	*	*	*	*	*	*	*	*	*	*	*	*	*	*	*	*	*	*	*	*	*	*	*	*
06/11/2024	22:00	*	*	*	*	*	*	*	*	*	*	*	*	*	*	*	*	*	*	*	*	*	*	*	*	*	*
06/11/2024	23:00	*	*	*	*	*	*	*	*	*	*	*	*	*	*	*	*	*	*	*	*	*	*	*	*	*	*
24 Hr Summary		0	0	0	0	0	0	0	0	0	0	0	0	0	0	0	0	0	0	0	0	0	0	0	*	*	*

Incoming Histogram

Knoll Lane facing TBL Oct 24

from Mon-Oct-07-2024-02-00-PM to Wed-Nov-13-2024-03-59-PM

Date	Starting Hr:min	<15	15 to <20	20 to <25	25 to <30	30 to <35	35 to <40	40 to <45	45 to <50	50 to <55	55 to <60	60 to <65	65 to <70	70 to <75	75 to <80	80 to <85	85 to <90	90 to <95	95 to <100	100 to >105	Total Counts	Avg Speed (MPH)	85pct Speed	10MPH Pace	% in pace	# of Speeders	% Speeders
07/11/2024	00:00	*	*	*	*	*	*	*	*	*	*	*	*	*	*	*	*	*	*	*	*	*	*	*	*	*	*
07/11/2024	01:00	*	*	*	*	*	*	*	*	*	*	*	*	*	*	*	*	*	*	*	*	*	*	*	*	*	*
07/11/2024	02:00	*	*	*	*	*	*	*	*	*	*	*	*	*	*	*	*	*	*	*	*	*	*	*	*	*	*
07/11/2024	03:00	*	*	*	*	*	*	*	*	*	*	*	*	*	*	*	*	*	*	*	*	*	*	*	*	*	*
07/11/2024	04:00	*	*	*	*	*	*	*	*	*	*	*	*	*	*	*	*	*	*	*	*	*	*	*	*	*	*
07/11/2024	05:00	*	*	*	*	*	*	*	*	*	*	*	*	*	*	*	*	*	*	*	*	*	*	*	*	*	*
07/11/2024	06:00	*	*	*	*	*	*	*	*	*	*	*	*	*	*	*	*	*	*	*	*	*	*	*	*	*	*
07/11/2024	07:00	*	*	*	*	*	*	*	*	*	*	*	*	*	*	*	*	*	*	*	*	*	*	*	*	*	*
07/11/2024	08:00	*	*	*	*	*	*	*	*	*	*	*	*	*	*	*	*	*	*	*	*	*	*	*	*	*	*
07/11/2024	09:00	*	*	*	*	*	*	*	*	*	*	*	*	*	*	*	*	*	*	*	*	*	*	*	*	*	*
07/11/2024	10:00	*	*	*	*	*	*	*	*	*	*	*	*	*	*	*	*	*	*	*	*	*	*	*	*	*	*
07/11/2024	11:00	*	*	*	*	*	*	*	*	*	*	*	*	*	*	*	*	*	*	*	*	*	*	*	*	*	*
07/11/2024	12:00	*	*	*	*	*	*	*	*	*	*	*	*	*	*	*	*	*	*	*	*	*	*	*	*	*	*
07/11/2024	13:00	*	*	*	*	*	*	*	*	*	*	*	*	*	*	*	*	*	*	*	*	*	*	*	*	*	*
07/11/2024	14:00	*	*	*	*	*	*	*	*	*	*	*	*	*	*	*	*	*	*	*	*	*	*	*	*	*	*
07/11/2024	15:00	*	*	*	*	*	*	*	*	*	*	*	*	*	*	*	*	*	*	*	*	*	*	*	*	*	*
07/11/2024	16:00	*	*	*	*	*	*	*	*	*	*	*	*	*	*	*	*	*	*	*	*	*	*	*	*	*	*
07/11/2024	17:00	*	*	*	*	*	*	*	*	*	*	*	*	*	*	*	*	*	*	*	*	*	*	*	*	*	*
07/11/2024	18:00	*	*	*	*	*	*	*	*	*	*	*	*	*	*	*	*	*	*	*	*	*	*	*	*	*	*
07/11/2024	19:00	*	*	*	*	*	*	*	*	*	*	*	*	*	*	*	*	*	*	*	*	*	*	*	*	*	*
07/11/2024	20:00	*	*	*	*	*	*	*	*	*	*	*	*	*	*	*	*	*	*	*	*	*	*	*	*	*	*
07/11/2024	21:00	*	*	*	*	*	*	*	*	*	*	*	*	*	*	*	*	*	*	*	*	*	*	*	*	*	*
07/11/2024	22:00	*	*	*	*	*	*	*	*	*	*	*	*	*	*	*	*	*	*	*	*	*	*	*	*	*	*
07/11/2024	23:00	*	*	*	*	*	*	*	*	*	*	*	*	*	*	*	*	*	*	*	*	*	*	*	*	*	*
24 Hr Summary		0	0	0	0	0	0	0	0	0	0	0	0	0	0	0	0	0	0	0	0	0	0	0	*	*	*

Incoming Histogram

Knoll Lane facing TBL Oct 24

from Mon-Oct-07-2024-02-00-PM to Wed-Nov-13-2024-03-59-PM

Date	Starting Hr:min	<15	15 to <20	20 to <25	25 to <30	30 to <35	35 to <40	40 to <45	45 to <50	50 to <55	55 to <60	60 to <65	65 to <70	70 to <75	75 to <80	80 to <85	85 to <90	90 to <95	95 to <100	100 to >105	Total Counts	Avg Speed (MPH)	85pet Speed	10MPH Pace	% in pace	# of Speeders	% Speeders
08/11/2024	00:00	*	*	*	*	*	*	*	*	*	*	*	*	*	*	*	*	*	*	*	*	*	*	*	*	*	*
08/11/2024	01:00	*	*	*	*	*	*	*	*	*	*	*	*	*	*	*	*	*	*	*	*	*	*	*	*	*	*
08/11/2024	02:00	*	*	*	*	*	*	*	*	*	*	*	*	*	*	*	*	*	*	*	*	*	*	*	*	*	*
08/11/2024	03:00	*	*	*	*	*	*	*	*	*	*	*	*	*	*	*	*	*	*	*	*	*	*	*	*	*	*
08/11/2024	04:00	*	*	*	*	*	*	*	*	*	*	*	*	*	*	*	*	*	*	*	*	*	*	*	*	*	*
08/11/2024	05:00	*	*	*	*	*	*	*	*	*	*	*	*	*	*	*	*	*	*	*	*	*	*	*	*	*	*
08/11/2024	06:00	*	*	*	*	*	*	*	*	*	*	*	*	*	*	*	*	*	*	*	*	*	*	*	*	*	*
08/11/2024	07:00	*	*	*	*	*	*	*	*	*	*	*	*	*	*	*	*	*	*	*	*	*	*	*	*	*	*
08/11/2024	08:00	*	*	*	*	*	*	*	*	*	*	*	*	*	*	*	*	*	*	*	*	*	*	*	*	*	*
08/11/2024	09:00	*	*	*	*	*	*	*	*	*	*	*	*	*	*	*	*	*	*	*	*	*	*	*	*	*	*
08/11/2024	10:00	*	*	*	*	*	*	*	*	*	*	*	*	*	*	*	*	*	*	*	*	*	*	*	*	*	*
08/11/2024	11:00	*	*	*	*	*	*	*	*	*	*	*	*	*	*	*	*	*	*	*	*	*	*	*	*	*	*
08/11/2024	12:00	*	*	*	*	*	*	*	*	*	*	*	*	*	*	*	*	*	*	*	*	*	*	*	*	*	*
08/11/2024	13:00	*	*	*	*	*	*	*	*	*	*	*	*	*	*	*	*	*	*	*	*	*	*	*	*	*	*
08/11/2024	14:00	*	*	*	*	*	*	*	*	*	*	*	*	*	*	*	*	*	*	*	*	*	*	*	*	*	*
08/11/2024	15:00	*	*	*	*	*	*	*	*	*	*	*	*	*	*	*	*	*	*	*	*	*	*	*	*	*	*
08/11/2024	16:00	*	*	*	*	*	*	*	*	*	*	*	*	*	*	*	*	*	*	*	*	*	*	*	*	*	*
08/11/2024	17:00	*	*	*	*	*	*	*	*	*	*	*	*	*	*	*	*	*	*	*	*	*	*	*	*	*	*
08/11/2024	18:00	*	*	*	*	*	*	*	*	*	*	*	*	*	*	*	*	*	*	*	*	*	*	*	*	*	*
08/11/2024	19:00	*	*	*	*	*	*	*	*	*	*	*	*	*	*	*	*	*	*	*	*	*	*	*	*	*	*
08/11/2024	20:00	*	*	*	*	*	*	*	*	*	*	*	*	*	*	*	*	*	*	*	*	*	*	*	*	*	*
08/11/2024	21:00	*	*	*	*	*	*	*	*	*	*	*	*	*	*	*	*	*	*	*	*	*	*	*	*	*	*
08/11/2024	22:00	*	*	*	*	*	*	*	*	*	*	*	*	*	*	*	*	*	*	*	*	*	*	*	*	*	*
08/11/2024	23:00	*	*	*	*	*	*	*	*	*	*	*	*	*	*	*	*	*	*	*	*	*	*	*	*	*	*
24 Hr Summary		0	0	0	0	0	0	0	0	0	0	0	0	0	0	0	0	0	0	0	0	0	0	0	*	*	*

Incoming Histogram

Knoll Lane facing TBL Oct 24

from Mon-Oct-07-2024-02-00-PM to Wed-Nov-13-2024-03-59-PM

Date	Starting Hr:min	<15	15 to <20	20 to <25	25 to <30	30 to <35	35 to <40	40 to <45	45 to <50	50 to <55	55 to <60	60 to <65	65 to <70	70 to <75	75 to <80	80 to <85	85 to <90	90 to <95	95 to <100	100 to >105	Total Counts	Avg Speed (MPH)	85pet Speed	10MPH Pace	% in pace	# of Speeders	% Speeders
09/11/2024	00:00	*	*	*	*	*	*	*	*	*	*	*	*	*	*	*	*	*	*	*	*	*	*	*	*	*	*
09/11/2024	01:00	*	*	*	*	*	*	*	*	*	*	*	*	*	*	*	*	*	*	*	*	*	*	*	*	*	*
09/11/2024	02:00	*	*	*	*	*	*	*	*	*	*	*	*	*	*	*	*	*	*	*	*	*	*	*	*	*	*
09/11/2024	03:00	*	*	*	*	*	*	*	*	*	*	*	*	*	*	*	*	*	*	*	*	*	*	*	*	*	*
09/11/2024	04:00	*	*	*	*	*	*	*	*	*	*	*	*	*	*	*	*	*	*	*	*	*	*	*	*	*	*
09/11/2024	05:00	*	*	*	*	*	*	*	*	*	*	*	*	*	*	*	*	*	*	*	*	*	*	*	*	*	*
09/11/2024	06:00	*	*	*	*	*	*	*	*	*	*	*	*	*	*	*	*	*	*	*	*	*	*	*	*	*	*
09/11/2024	07:00	*	*	*	*	*	*	*	*	*	*	*	*	*	*	*	*	*	*	*	*	*	*	*	*	*	*
09/11/2024	08:00	*	*	*	*	*	*	*	*	*	*	*	*	*	*	*	*	*	*	*	*	*	*	*	*	*	*
09/11/2024	09:00	*	*	*	*	*	*	*	*	*	*	*	*	*	*	*	*	*	*	*	*	*	*	*	*	*	*
09/11/2024	10:00	*	*	*	*	*	*	*	*	*	*	*	*	*	*	*	*	*	*	*	*	*	*	*	*	*	*
09/11/2024	11:00	*	*	*	*	*	*	*	*	*	*	*	*	*	*	*	*	*	*	*	*	*	*	*	*	*	*
09/11/2024	12:00	*	*	*	*	*	*	*	*	*	*	*	*	*	*	*	*	*	*	*	*	*	*	*	*	*	*
09/11/2024	13:00	*	*	*	*	*	*	*	*	*	*	*	*	*	*	*	*	*	*	*	*	*	*	*	*	*	*
09/11/2024	14:00	*	*	*	*	*	*	*	*	*	*	*	*	*	*	*	*	*	*	*	*	*	*	*	*	*	*
09/11/2024	15:00	*	*	*	*	*	*	*	*	*	*	*	*	*	*	*	*	*	*	*	*	*	*	*	*	*	*
09/11/2024	16:00	*	*	*	*	*	*	*	*	*	*	*	*	*	*	*	*	*	*	*	*	*	*	*	*	*	*
09/11/2024	17:00	*	*	*	*	*	*	*	*	*	*	*	*	*	*	*	*	*	*	*	*	*	*	*	*	*	*
09/11/2024	18:00	*	*	*	*	*	*	*	*	*	*	*	*	*	*	*	*	*	*	*	*	*	*	*	*	*	*
09/11/2024	19:00	*	*	*	*	*	*	*	*	*	*	*	*	*	*	*	*	*	*	*	*	*	*	*	*	*	*
09/11/2024	20:00	*	*	*	*	*	*	*	*	*	*	*	*	*	*	*	*	*	*	*	*	*	*	*	*	*	*
09/11/2024	21:00	*	*	*	*	*	*	*	*	*	*	*	*	*	*	*	*	*	*	*	*	*	*	*	*	*	*
09/11/2024	22:00	*	*	*	*	*	*	*	*	*	*	*	*	*	*	*	*	*	*	*	*	*	*	*	*	*	*
09/11/2024	23:00	*	*	*	*	*	*	*	*	*	*	*	*	*	*	*	*	*	*	*	*	*	*	*	*	*	*
24 Hr Summary		0	0	0	0	0	0	0	0	0	0	0	0	0	0	0	0	0	0	0	0	0	0	0	*	*	*

Incoming Histogram

Knoll Lane facing TBL Oct 24

from Mon-Oct-07-2024-02-00-PM to Wed-Nov-13-2024-03-59-PM

Date	Starting Hr:min	<15	15 to <20	20 to <25	25 to <30	30 to <35	35 to <40	40 to <45	45 to <50	50 to <55	55 to <60	60 to <65	65 to <70	70 to <75	75 to <80	80 to <85	85 to <90	90 to <95	95 to <100	100 to >105	Total Counts	Avg Speed (MPH)	85pet Speed	10MPH Pace	% in pace	# of Speeders	% Speeders
10/11/2024	00:00	*	*	*	*	*	*	*	*	*	*	*	*	*	*	*	*	*	*	*	*	*	*	*	*	*	*
10/11/2024	01:00	*	*	*	*	*	*	*	*	*	*	*	*	*	*	*	*	*	*	*	*	*	*	*	*	*	*
10/11/2024	02:00	*	*	*	*	*	*	*	*	*	*	*	*	*	*	*	*	*	*	*	*	*	*	*	*	*	*
10/11/2024	03:00	*	*	*	*	*	*	*	*	*	*	*	*	*	*	*	*	*	*	*	*	*	*	*	*	*	*
10/11/2024	04:00	*	*	*	*	*	*	*	*	*	*	*	*	*	*	*	*	*	*	*	*	*	*	*	*	*	*
10/11/2024	05:00	*	*	*	*	*	*	*	*	*	*	*	*	*	*	*	*	*	*	*	*	*	*	*	*	*	*
10/11/2024	06:00	*	*	*	*	*	*	*	*	*	*	*	*	*	*	*	*	*	*	*	*	*	*	*	*	*	*
10/11/2024	07:00	*	*	*	*	*	*	*	*	*	*	*	*	*	*	*	*	*	*	*	*	*	*	*	*	*	*
10/11/2024	08:00	*	*	*	*	*	*	*	*	*	*	*	*	*	*	*	*	*	*	*	*	*	*	*	*	*	*
10/11/2024	09:00	*	*	*	*	*	*	*	*	*	*	*	*	*	*	*	*	*	*	*	*	*	*	*	*	*	*
10/11/2024	10:00	*	*	*	*	*	*	*	*	*	*	*	*	*	*	*	*	*	*	*	*	*	*	*	*	*	*
10/11/2024	11:00	*	*	*	*	*	*	*	*	*	*	*	*	*	*	*	*	*	*	*	*	*	*	*	*	*	*
10/11/2024	12:00	*	*	*	*	*	*	*	*	*	*	*	*	*	*	*	*	*	*	*	*	*	*	*	*	*	*
10/11/2024	13:00	*	*	*	*	*	*	*	*	*	*	*	*	*	*	*	*	*	*	*	*	*	*	*	*	*	*
10/11/2024	14:00	*	*	*	*	*	*	*	*	*	*	*	*	*	*	*	*	*	*	*	*	*	*	*	*	*	*
10/11/2024	15:00	*	*	*	*	*	*	*	*	*	*	*	*	*	*	*	*	*	*	*	*	*	*	*	*	*	*
10/11/2024	16:00	*	*	*	*	*	*	*	*	*	*	*	*	*	*	*	*	*	*	*	*	*	*	*	*	*	*
10/11/2024	17:00	*	*	*	*	*	*	*	*	*	*	*	*	*	*	*	*	*	*	*	*	*	*	*	*	*	*
10/11/2024	18:00	*	*	*	*	*	*	*	*	*	*	*	*	*	*	*	*	*	*	*	*	*	*	*	*	*	*
10/11/2024	19:00	*	*	*	*	*	*	*	*	*	*	*	*	*	*	*	*	*	*	*	*	*	*	*	*	*	*
10/11/2024	20:00	*	*	*	*	*	*	*	*	*	*	*	*	*	*	*	*	*	*	*	*	*	*	*	*	*	*
10/11/2024	21:00	*	*	*	*	*	*	*	*	*	*	*	*	*	*	*	*	*	*	*	*	*	*	*	*	*	*
10/11/2024	22:00	*	*	*	*	*	*	*	*	*	*	*	*	*	*	*	*	*	*	*	*	*	*	*	*	*	*
10/11/2024	23:00	*	*	*	*	*	*	*	*	*	*	*	*	*	*	*	*	*	*	*	*	*	*	*	*	*	*
24 Hr Summary		0	0	0	0	0	0	0	0	0	0	0	0	0	0	0	0	0	0	0	0	0	0	0	*	*	*

Incoming Histogram

Knoll Lane facing TBL Oct 24

from Mon-Oct-07-2024-02-00-PM to Wed-Nov-13-2024-03-59-PM

Date	Starting Hr:min	<15	15 to <20	20 to <25	25 to <30	30 to <35	35 to <40	40 to <45	45 to <50	50 to <55	55 to <60	60 to <65	65 to <70	70 to <75	75 to <80	80 to <85	85 to <90	90 to <95	95 to <100	100 to >105	Total Counts	Avg Speed (MPH)	85pet Speed	10MPH Pace	% in pace	# of Speeders	% Speeders
11/11/2024	00:00	*	*	*	*	*	*	*	*	*	*	*	*	*	*	*	*	*	*	*	*	*	*	*	*	*	*
11/11/2024	01:00	*	*	*	*	*	*	*	*	*	*	*	*	*	*	*	*	*	*	*	*	*	*	*	*	*	*
11/11/2024	02:00	*	*	*	*	*	*	*	*	*	*	*	*	*	*	*	*	*	*	*	*	*	*	*	*	*	*
11/11/2024	03:00	*	*	*	*	*	*	*	*	*	*	*	*	*	*	*	*	*	*	*	*	*	*	*	*	*	*
11/11/2024	04:00	*	*	*	*	*	*	*	*	*	*	*	*	*	*	*	*	*	*	*	*	*	*	*	*	*	*
11/11/2024	05:00	*	*	*	*	*	*	*	*	*	*	*	*	*	*	*	*	*	*	*	*	*	*	*	*	*	*
11/11/2024	06:00	*	*	*	*	*	*	*	*	*	*	*	*	*	*	*	*	*	*	*	*	*	*	*	*	*	*
11/11/2024	07:00	*	*	*	*	*	*	*	*	*	*	*	*	*	*	*	*	*	*	*	*	*	*	*	*	*	*
11/11/2024	08:00	*	*	*	*	*	*	*	*	*	*	*	*	*	*	*	*	*	*	*	*	*	*	*	*	*	*
11/11/2024	09:00	*	*	*	*	*	*	*	*	*	*	*	*	*	*	*	*	*	*	*	*	*	*	*	*	*	*
11/11/2024	10:00	*	*	*	*	*	*	*	*	*	*	*	*	*	*	*	*	*	*	*	*	*	*	*	*	*	*
11/11/2024	11:00	*	*	*	*	*	*	*	*	*	*	*	*	*	*	*	*	*	*	*	*	*	*	*	*	*	*
11/11/2024	12:00	*	*	*	*	*	*	*	*	*	*	*	*	*	*	*	*	*	*	*	*	*	*	*	*	*	*
11/11/2024	13:00	*	*	*	*	*	*	*	*	*	*	*	*	*	*	*	*	*	*	*	*	*	*	*	*	*	*
11/11/2024	14:00	*	*	*	*	*	*	*	*	*	*	*	*	*	*	*	*	*	*	*	*	*	*	*	*	*	*
11/11/2024	15:00	*	*	*	*	*	*	*	*	*	*	*	*	*	*	*	*	*	*	*	*	*	*	*	*	*	*
11/11/2024	16:00	*	*	*	*	*	*	*	*	*	*	*	*	*	*	*	*	*	*	*	*	*	*	*	*	*	*
11/11/2024	17:00	*	*	*	*	*	*	*	*	*	*	*	*	*	*	*	*	*	*	*	*	*	*	*	*	*	*
11/11/2024	18:00	*	*	*	*	*	*	*	*	*	*	*	*	*	*	*	*	*	*	*	*	*	*	*	*	*	*
11/11/2024	19:00	*	*	*	*	*	*	*	*	*	*	*	*	*	*	*	*	*	*	*	*	*	*	*	*	*	*
11/11/2024	20:00	*	*	*	*	*	*	*	*	*	*	*	*	*	*	*	*	*	*	*	*	*	*	*	*	*	*
11/11/2024	21:00	*	*	*	*	*	*	*	*	*	*	*	*	*	*	*	*	*	*	*	*	*	*	*	*	*	*
11/11/2024	22:00	*	*	*	*	*	*	*	*	*	*	*	*	*	*	*	*	*	*	*	*	*	*	*	*	*	*
11/11/2024	23:00	*	*	*	*	*	*	*	*	*	*	*	*	*	*	*	*	*	*	*	*	*	*	*	*	*	*
24 Hr Summary		0	0	0	0	0	0	0	0	0	0	0	0	0	0	0	0	0	0	0	0	0	0	0	*	*	*

Incoming Histogram

Knoll Lane facing TBL Oct 24

from Mon-Oct-07-2024-02-00-PM to Wed-Nov-13-2024-03-59-PM

Date	Starting Hr:min	<15	15 to <20	20 to <25	25 to <30	30 to <35	35 to <40	40 to <45	45 to <50	50 to <55	55 to <60	60 to <65	65 to <70	70 to <75	75 to <80	80 to <85	85 to <90	90 to <95	95 to <100	100 to >105	Total Counts	Avg Speed (MPH)	85pet Speed	10MPH Pace	% in pace	# of Speeders	% Speeders
12/11/2024	00:00	*	*	*	*	*	*	*	*	*	*	*	*	*	*	*	*	*	*	*	*	*	*	*	*	*	*
12/11/2024	01:00	*	*	*	*	*	*	*	*	*	*	*	*	*	*	*	*	*	*	*	*	*	*	*	*	*	*
12/11/2024	02:00	*	*	*	*	*	*	*	*	*	*	*	*	*	*	*	*	*	*	*	*	*	*	*	*	*	*
12/11/2024	03:00	*	*	*	*	*	*	*	*	*	*	*	*	*	*	*	*	*	*	*	*	*	*	*	*	*	*
12/11/2024	04:00	*	*	*	*	*	*	*	*	*	*	*	*	*	*	*	*	*	*	*	*	*	*	*	*	*	*
12/11/2024	05:00	*	*	*	*	*	*	*	*	*	*	*	*	*	*	*	*	*	*	*	*	*	*	*	*	*	*
12/11/2024	06:00	*	*	*	*	*	*	*	*	*	*	*	*	*	*	*	*	*	*	*	*	*	*	*	*	*	*
12/11/2024	07:00	*	*	*	*	*	*	*	*	*	*	*	*	*	*	*	*	*	*	*	*	*	*	*	*	*	*
12/11/2024	08:00	*	*	*	*	*	*	*	*	*	*	*	*	*	*	*	*	*	*	*	*	*	*	*	*	*	*
12/11/2024	09:00	*	*	*	*	*	*	*	*	*	*	*	*	*	*	*	*	*	*	*	*	*	*	*	*	*	*
12/11/2024	10:00	*	*	*	*	*	*	*	*	*	*	*	*	*	*	*	*	*	*	*	*	*	*	*	*	*	*
12/11/2024	11:00	*	*	*	*	*	*	*	*	*	*	*	*	*	*	*	*	*	*	*	*	*	*	*	*	*	*
12/11/2024	12:00	*	*	*	*	*	*	*	*	*	*	*	*	*	*	*	*	*	*	*	*	*	*	*	*	*	*
12/11/2024	13:00	*	*	*	*	*	*	*	*	*	*	*	*	*	*	*	*	*	*	*	*	*	*	*	*	*	*
12/11/2024	14:00	*	*	*	*	*	*	*	*	*	*	*	*	*	*	*	*	*	*	*	*	*	*	*	*	*	*
12/11/2024	15:00	*	*	*	*	*	*	*	*	*	*	*	*	*	*	*	*	*	*	*	*	*	*	*	*	*	*
12/11/2024	16:00	*	*	*	*	*	*	*	*	*	*	*	*	*	*	*	*	*	*	*	*	*	*	*	*	*	*
12/11/2024	17:00	*	*	*	*	*	*	*	*	*	*	*	*	*	*	*	*	*	*	*	*	*	*	*	*	*	*
12/11/2024	18:00	*	*	*	*	*	*	*	*	*	*	*	*	*	*	*	*	*	*	*	*	*	*	*	*	*	*
12/11/2024	19:00	*	*	*	*	*	*	*	*	*	*	*	*	*	*	*	*	*	*	*	*	*	*	*	*	*	*
12/11/2024	20:00	*	*	*	*	*	*	*	*	*	*	*	*	*	*	*	*	*	*	*	*	*	*	*	*	*	*
12/11/2024	21:00	*	*	*	*	*	*	*	*	*	*	*	*	*	*	*	*	*	*	*	*	*	*	*	*	*	*
12/11/2024	22:00	*	*	*	*	*	*	*	*	*	*	*	*	*	*	*	*	*	*	*	*	*	*	*	*	*	*
12/11/2024	23:00	*	*	*	*	*	*	*	*	*	*	*	*	*	*	*	*	*	*	*	*	*	*	*	*	*	*
24 Hr Summary		0	0	0	0	0	0	0	0	0	0	0	0	0	0	0	0	0	0	0	0	0	0	0	*	*	*

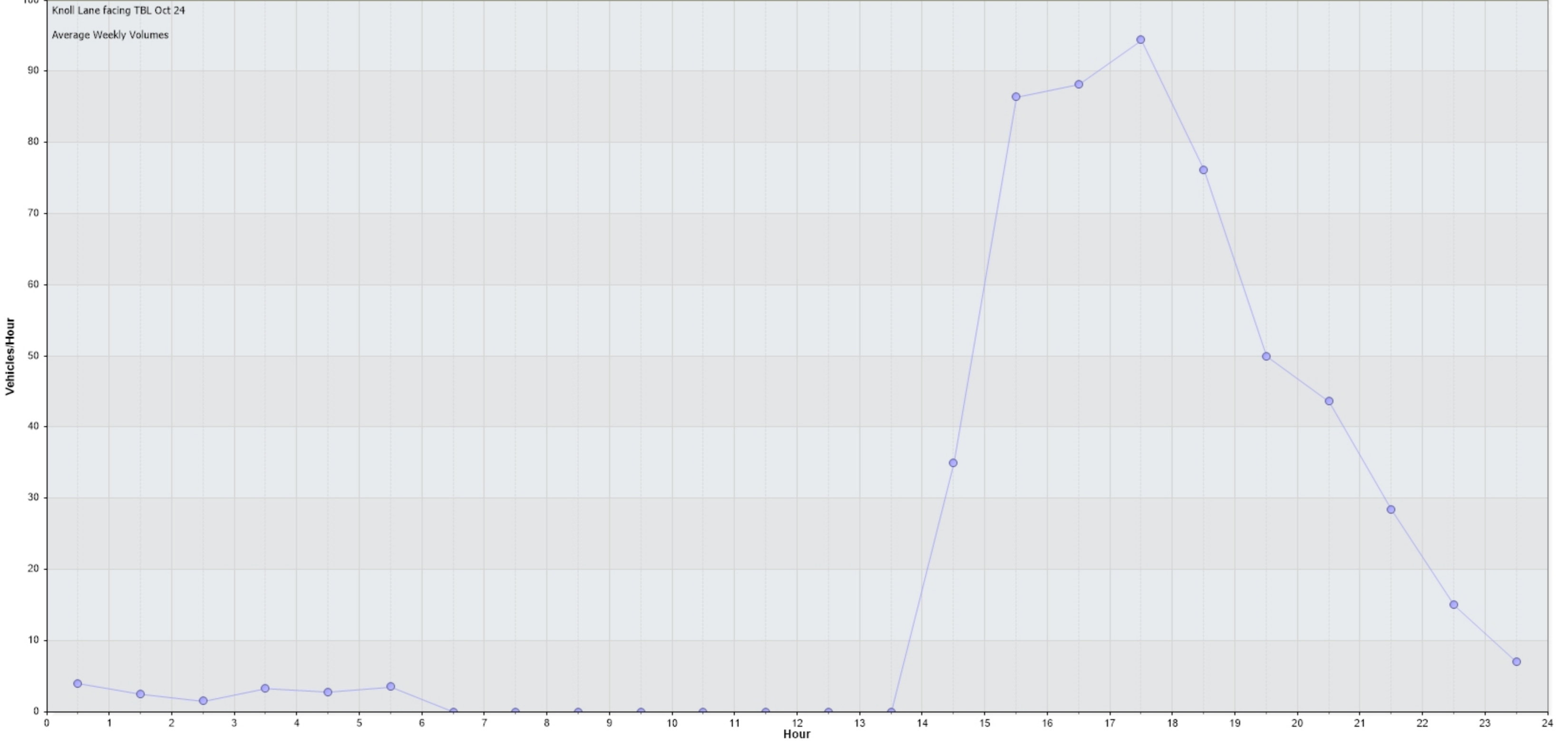
Incoming Histogram

Knoll Lane facing TBL Oct 24

from Mon-Oct-07-2024-02-00-PM to Wed-Nov-13-2024-03-59-PM

Date	Starting Hr:min	<15	15 to <20	20 to <25	25 to <30	30 to <35	35 to <40	40 to <45	45 to <50	50 to <55	55 to <60	60 to <65	65 to <70	70 to <75	75 to <80	80 to <85	85 to <90	90 to <95	95 to <100	100 to >105	Total Counts	Avg Speed (MPH)	85pet Speed	10MPH Pace	% in pace	# of Speeders	% Speeders	
13/11/2024	00:00	*	*	*	*	*	*	*	*	*	*	*	*	*	*	*	*	*	*	*	*	*	*	*	*	*	*	
13/11/2024	01:00	*	*	*	*	*	*	*	*	*	*	*	*	*	*	*	*	*	*	*	*	*	*	*	*	*	*	
13/11/2024	02:00	*	*	*	*	*	*	*	*	*	*	*	*	*	*	*	*	*	*	*	*	*	*	*	*	*	*	
13/11/2024	03:00	*	*	*	*	*	*	*	*	*	*	*	*	*	*	*	*	*	*	*	*	*	*	*	*	*	*	
13/11/2024	04:00	*	*	*	*	*	*	*	*	*	*	*	*	*	*	*	*	*	*	*	*	*	*	*	*	*	*	
13/11/2024	05:00	*	*	*	*	*	*	*	*	*	*	*	*	*	*	*	*	*	*	*	*	*	*	*	*	*	*	
13/11/2024	06:00	*	*	*	*	*	*	*	*	*	*	*	*	*	*	*	*	*	*	*	*	*	*	*	*	*	*	
13/11/2024	07:00	*	*	*	*	*	*	*	*	*	*	*	*	*	*	*	*	*	*	*	*	*	*	*	*	*	*	
13/11/2024	08:00	*	*	*	*	*	*	*	*	*	*	*	*	*	*	*	*	*	*	*	*	*	*	*	*	*	*	
13/11/2024	09:00	*	*	*	*	*	*	*	*	*	*	*	*	*	*	*	*	*	*	*	*	*	*	*	*	*	*	
13/11/2024	10:00	*	*	*	*	*	*	*	*	*	*	*	*	*	*	*	*	*	*	*	*	*	*	*	*	*	*	
13/11/2024	11:00	*	*	*	*	*	*	*	*	*	*	*	*	*	*	*	*	*	*	*	*	*	*	*	*	*	*	
13/11/2024	12:00	*	*	*	*	*	*	*	*	*	*	*	*	*	*	*	*	*	*	*	*	*	*	*	*	*	*	
13/11/2024	13:00	*	*	*	*	*	*	*	*	*	*	*	*	*	*	*	*	*	*	*	*	*	*	*	*	*	*	
13/11/2024	14:00	*	*	*	*	*	*	*	*	*	*	*	*	*	*	*	*	*	*	*	*	*	*	*	*	*	*	
13/11/2024	15:00	0	0	0	0	0	0	0	0	0	0	0	0	0	0	0	0	0	0	0	0	0	0	0	*	*	*	
13/11/2024	16:00	*	*	*	*	*	*	*	*	*	*	*	*	*	*	*	*	*	*	*	*	*	*	*	*	*	*	*
13/11/2024	17:00	*	*	*	*	*	*	*	*	*	*	*	*	*	*	*	*	*	*	*	*	*	*	*	*	*	*	*
13/11/2024	18:00	*	*	*	*	*	*	*	*	*	*	*	*	*	*	*	*	*	*	*	*	*	*	*	*	*	*	*
13/11/2024	19:00	*	*	*	*	*	*	*	*	*	*	*	*	*	*	*	*	*	*	*	*	*	*	*	*	*	*	*
13/11/2024	20:00	*	*	*	*	*	*	*	*	*	*	*	*	*	*	*	*	*	*	*	*	*	*	*	*	*	*	*
13/11/2024	21:00	*	*	*	*	*	*	*	*	*	*	*	*	*	*	*	*	*	*	*	*	*	*	*	*	*	*	*
13/11/2024	22:00	*	*	*	*	*	*	*	*	*	*	*	*	*	*	*	*	*	*	*	*	*	*	*	*	*	*	*
13/11/2024	23:00	*	*	*	*	*	*	*	*	*	*	*	*	*	*	*	*	*	*	*	*	*	*	*	*	*	*	*
24 Hr Summary		0	0	0	0	0	0	0	0	0	0	0	0	0	0	0	0	0	0	0	0	0	0	0	*	*	*	

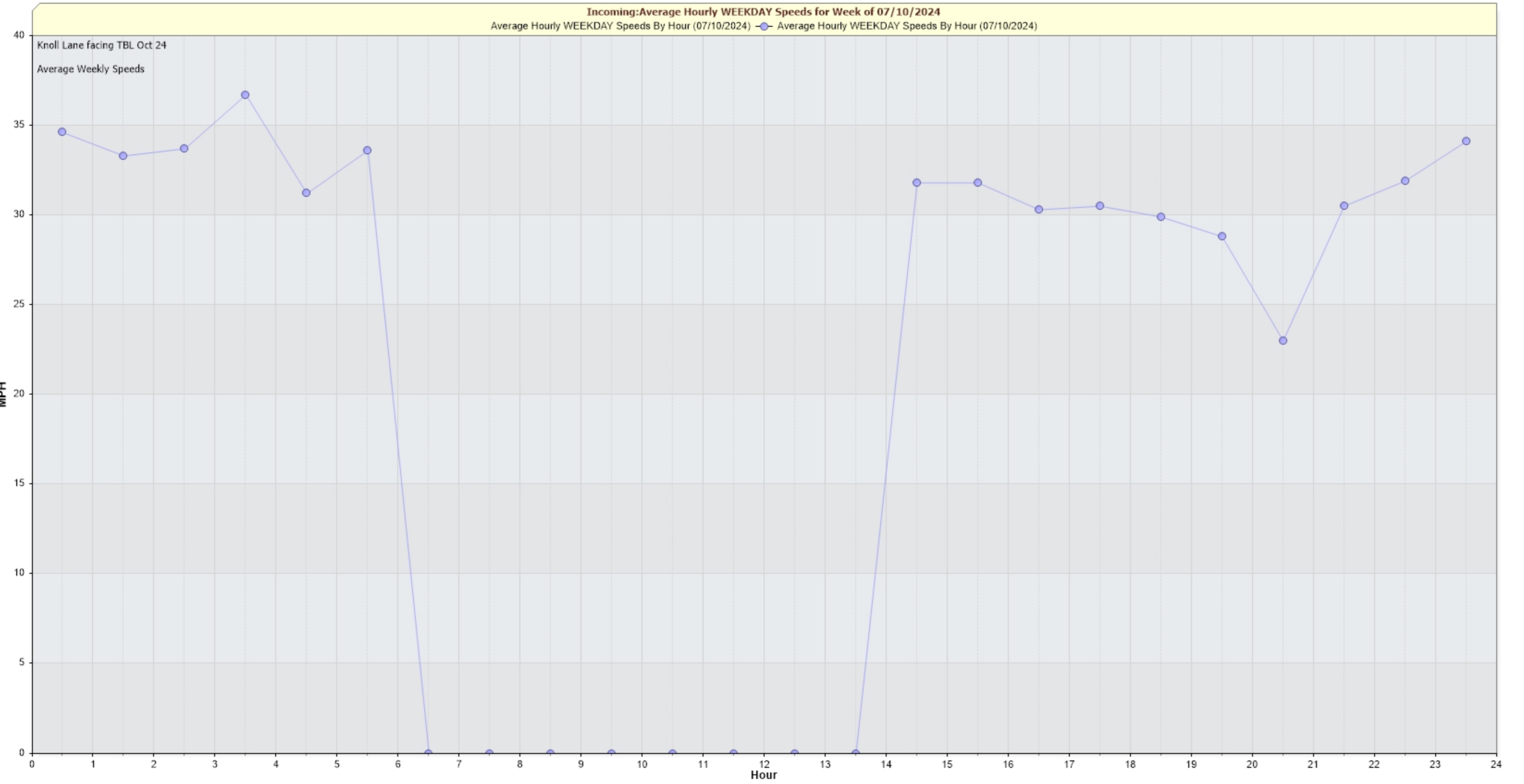
Incoming: Average Hourly Volume for Week of 07/10/2024
Average Counts By Hour (07/10/2024) — Average Counts By Hour (07/10/2024)



Knoll Lane facing TBL Oct 24
Average Weekly Volumes

Incoming: Average Hourly WEEKDAY Speeds for Week of 07/10/2024
Average Hourly WEEKDAY Speeds By Hour (07/10/2024) — Average Hourly WEEKDAY Speeds By Hour (07/10/2024)

Knoll Lane facing TBL Oct 24
Average Weekly Speeds



Incoming:Daily Volume for Week of 07/10/2024

Daily Vehicle Counts

Day

Monday

Tuesday

Wednesday

Friday


Saturday

Sunday

3,000
2,500
2,000
1,500
1,000
500
0

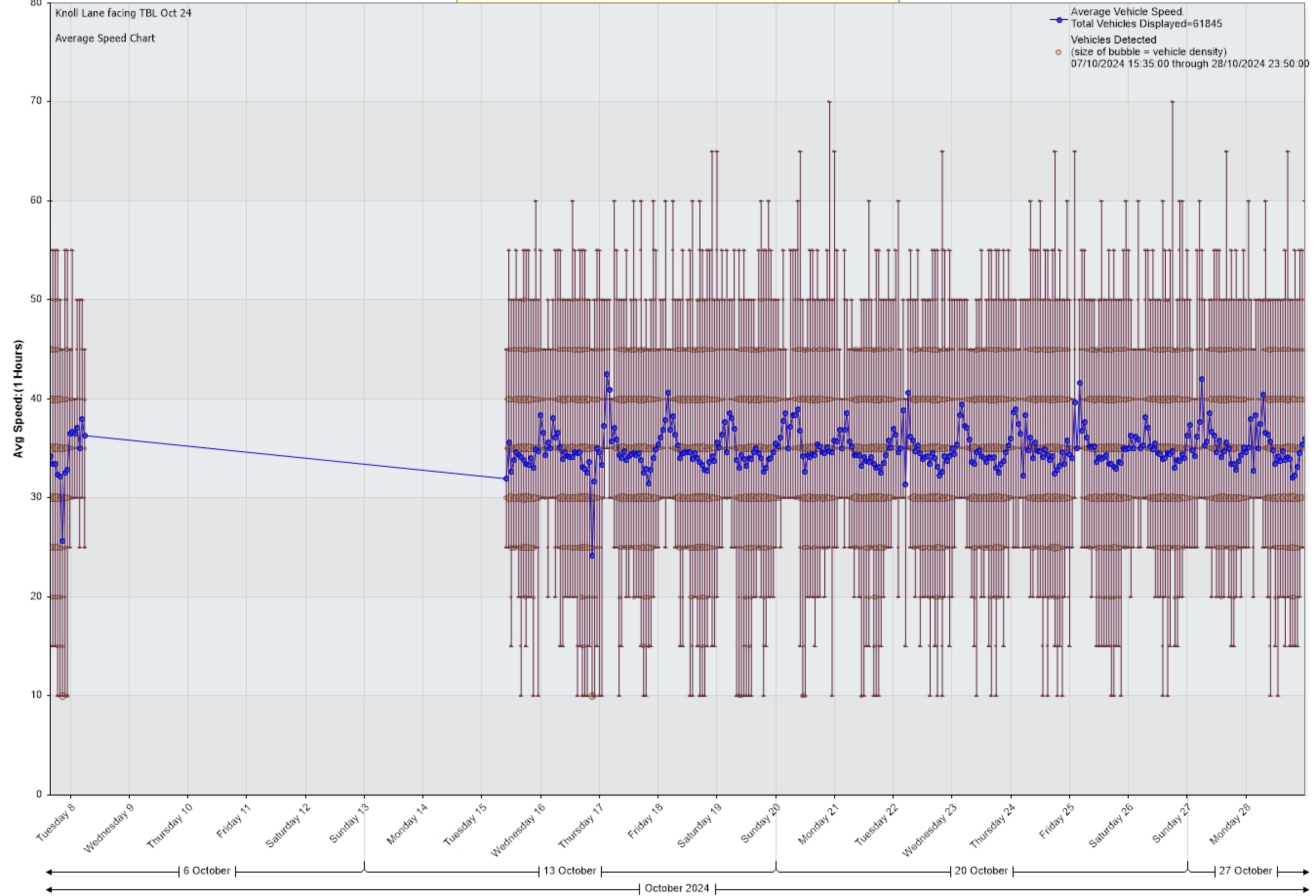
Knoll Lane facing TBL Oct 24

Daily Volumes



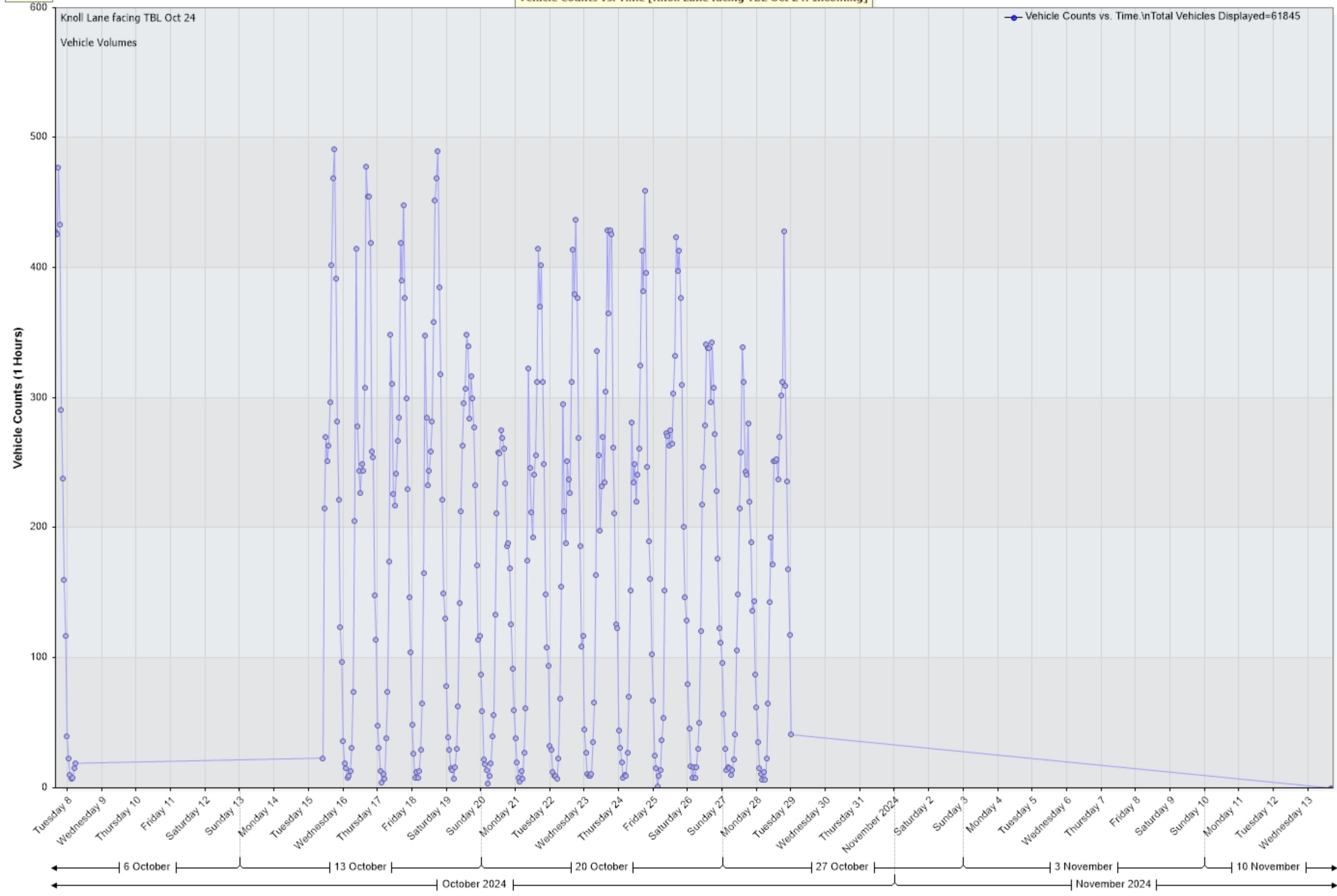
Zoom help

Average Vehicle Speed (MPH) vs. Time [Knoll Lane facing TBL Oct 24:Incoming]



Zoom help

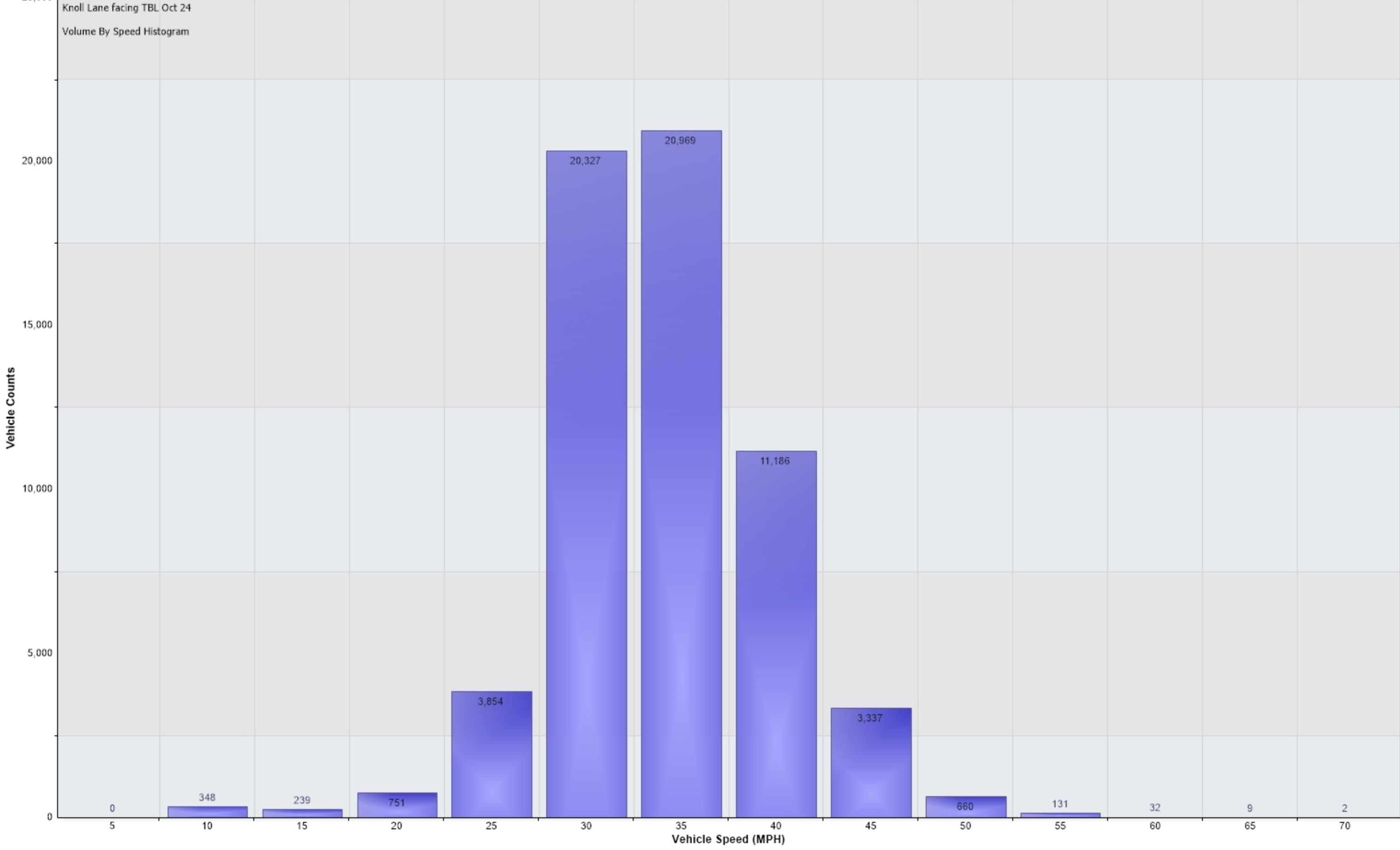
Vehicle Counts vs. Time [Knoll Lane facing TBL Oct 24: Incoming]



Vehicle Counts Vs. Speed [Knoll Lane facing TBL Oct 24: Incoming]

Knoll Lane facing TBL Oct 24
Volume By Speed Histogram

61,845 Counts



Percentile Counts Vs. Speed for [Knoll Lane facing TBL Oct 24: Incoming]

Knoll Lane facing TBL Oct 24
85th Pct Speed=37.7 MPH
Vehicles in data=61845
07/10/2024 14:00:00 to 13/11/2024 15:59:59

