

For Project: 202605 Singleton Hill May 2026
 Project Notes:
 Location/Name: Incoming
 Report Generated: 02/06/2026 16:25:38
 Speed Intervals: 5 MPH
 Time Intervals: Instant
 Traffic Report From: 14/05/2026 08:00:00 through 02/06/2026 16:59:59
 85th Percentile Speed: 34.1 MPH
 85th Percentile Vehicles: 46258
 Max Speed: 70 MPH on 23/05/2026 01:50:00
 Total Vehicles: 54421
 AADT: 2808

Volumes - weekly counts

Time	5 Day	7 Day
Average Daily	2956	2875
AM Peak 08:00	177	181
PM Peak 17:00	349	300

Speed

Speed Limit: 35
 85th Percentile Speed: 34.1
 50th Percentile Speed: 28.2
 10 MPH Pace Interval: 25.0 MPH to 35.0 MPH
 Average Speed: 28.34

	Monday	Tuesday	Wednesday	Thursday	Friday	Saturday	Sunday
Count over limit	592	629	632	905	974	961	857
% over limit	10.6	10.1	10	9.2	9.3	10.8	12
Avg Speeder	38.8	38.8	38.8	38.7	38.8	39.2	39
Avg Speed	28.6	28.4	28.2	28	28.1	28.5	28.8

Day/Time Ending	85th pctl (MPH)	85th pctl cnts	Total Cnts	Max Speed	Avg Speeder	% Speeders	Avg Speed
14/05/2026 09:00:00	32.1	112	132	40	37.5	3.0%	26.8
14/05/2026 10:00:00	33.8	122	144	40	37.5	8.3%	27.9
14/05/2026 11:00:00	33.7	102	120	50	40	8.3%	27.5
14/05/2026 12:00:00	34.2	155	182	45	39	11.0%	28.3
14/05/2026 13:00:00	33.6	160	188	50	39.3	9.0%	24.4
14/05/2026 14:00:00	34.9	135	159	60	38.8	14.5%	28.4
14/05/2026 15:00:00	34.2	155	182	40	37.5	9.9%	28.7
14/05/2026 16:00:00	33.1	287	338	55	38.6	8.0%	27.4
14/05/2026 17:00:00	33.3	315	371	50	38.3	6.5%	27.8
14/05/2026 18:00:00	33.7	343	403	45	38.3	7.9%	28.1
14/05/2026 19:00:00	33.5	253	298	45	38.4	7.7%	28.1
14/05/2026 20:00:00	35.8	188	221	45	38.4	17.2%	29.4
14/05/2026 21:00:00	34.2	159	187	65	39.6	10.2%	28.7
14/05/2026 22:00:00	33	112	132	45	38.8	6.1%	27.8
14/05/2026 23:00:00	34.5	49	58	55	42.5	13.8%	28.9
15/05/2026 00:00:00	36.2	22	26	45	38.5	19.2%	30.3
15/05/2026 01:00:00	40	15	18	50	41.5	27.8%	31.3
15/05/2026 02:00:00	35	10	12	50	42.5	16.7%	31.7
15/05/2026 03:00:00	30	2	2	30	0	0.0%	24.5
15/05/2026 04:00:00	40	3	3	40	37.5	33.3%	32
15/05/2026 05:00:00	55	1	1	55	52.5	100.0%	52
15/05/2026 06:00:00	38	14	16	40	37.5	31.3%	25.9
15/05/2026 07:00:00	39.4	28	33	45	39.2	36.4%	31.3
15/05/2026 08:00:00	33.6	99	117	45	38.8	10.3%	27
15/05/2026 09:00:00	33.1	223	262	45	38.5	5.7%	27.5
15/05/2026 10:00:00	31.4	123	145	55	40	4.1%	26.1
15/05/2026 11:00:00	34.3	116	137	45	38.2	10.9%	28.8
15/05/2026 12:00:00	34	122	144	45	38.4	11.1%	28
15/05/2026 13:00:00	34.4	183	215	50	38.3	11.6%	28.5
15/05/2026 14:00:00	34.2	183	215	45	38.6	10.7%	28.5
15/05/2026 15:00:00	33.2	151	178	40	37.5	6.2%	27.3
15/05/2026 16:00:00	32.9	280	330	45	38	5.8%	27.4
15/05/2026 17:00:00	33.6	286	337	45	38.3	9.2%	27.7
15/05/2026 18:00:00	33.3	335	394	45	39.2	5.3%	28.4
15/05/2026 19:00:00	33.4	252	297	50	39.1	8.4%	27.7
15/05/2026 20:00:00	33.7	218	257	45	38.6	7.4%	28.5
15/05/2026 21:00:00	34.1	152	179	50	38.7	11.7%	27.6
15/05/2026 22:00:00	33.5	113	133	45	37.9	9.8%	27.5
15/05/2026 23:00:00	34.3	70	82	50	41	12.2%	27.9
16/05/2026 00:00:00	34.3	43	51	55	42.5	11.8%	29.7
16/05/2026 01:00:00	35.8	27	32	40	37.5	18.8%	28.1
16/05/2026 02:00:00	37.5	11	13	40	37.5	30.8%	29.8
16/05/2026 03:00:00	35	6	7	40	37.5	14.3%	30.7
16/05/2026 04:00:00	37.5	4	5	40	37.5	40.0%	33
16/05/2026 05:00:00	33.3	5	6	35	0	0.0%	29.7
16/05/2026 06:00:00	40	8	9	55	42.5	33.3%	27.1
16/05/2026 07:00:00	37	23	27	50	39.2	22.2%	27.9

16/05/2026 08:00:00	36.7	32	38	45	38.8	21.1%	29.8
16/05/2026 09:00:00	34.4	73	86	40	37.5	11.6%	27.6
16/05/2026 10:00:00	34	116	137	50	38.9	10.2%	27.6
16/05/2026 11:00:00	33.4	154	181	50	38.5	8.3%	27.6
16/05/2026 12:00:00	34.2	211	248	55	39	10.9%	28.5
16/05/2026 13:00:00	33.7	196	231	45	38.8	8.2%	28.4
16/05/2026 14:00:00	33.4	212	250	45	37.8	6.8%	27.8
16/05/2026 15:00:00	33.9	212	250	45	39.1	10.0%	28.3
16/05/2026 16:00:00	33.6	183	215	45	38.4	7.4%	28.1
16/05/2026 17:00:00	34.3	208	245	50	39.2	10.6%	28.7
16/05/2026 18:00:00	34.1	178	209	50	38.6	9.1%	28.9
16/05/2026 19:00:00	34.2	177	208	50	38.5	9.6%	28.7
16/05/2026 20:00:00	33.7	164	193	50	39.2	7.8%	28
16/05/2026 21:00:00	34	133	156	55	40.3	10.3%	28.2
16/05/2026 22:00:00	33.5	96	113	55	41.5	8.8%	27.7
16/05/2026 23:00:00	35.6	74	87	60	40.4	16.1%	29.9
17/05/2026 00:00:00	34.5	49	58	60	40.6	13.8%	28.8
17/05/2026 01:00:00	35	27	32	50	41.5	15.6%	28.1
17/05/2026 02:00:00	38.3	12	14	45	38.8	28.6%	29.6
17/05/2026 03:00:00	40	13	15	60	43.8	26.7%	30.8
17/05/2026 04:00:00	40	4	5	45	39.2	60.0%	35
17/05/2026 05:00:00	40	3	3	40	37.5	100.0%	37.3
17/05/2026 06:00:00	35	3	4	60	57.5	25.0%	33.3
17/05/2026 07:00:00	34	15	18	40	37.5	11.1%	27.2
17/05/2026 08:00:00	37	31	36	55	40.4	19.4%	26
17/05/2026 09:00:00	35	40	47	40	37.5	14.9%	26.4
17/05/2026 10:00:00	33.9	65	77	45	38.1	10.4%	27.2
17/05/2026 11:00:00	33.5	133	157	45	38.2	8.9%	27.4
17/05/2026 12:00:00	34	178	209	50	39.6	9.1%	28.7
17/05/2026 13:00:00	34	204	240	50	38.5	10.0%	28.3
17/05/2026 14:00:00	34.3	178	210	45	38.2	11.0%	28.6
17/05/2026 15:00:00	33.3	186	219	55	39.4	7.3%	27.8
17/05/2026 16:00:00	34.5	178	210	45	38.9	11.9%	28.8
17/05/2026 17:00:00	33.5	164	193	45	37.9	6.7%	28
17/05/2026 18:00:00	34.4	134	158	50	39.4	11.4%	29.1
17/05/2026 19:00:00	34.1	153	180	50	39	9.4%	28.9
17/05/2026 20:00:00	34.8	134	158	50	39.5	13.9%	28.8
17/05/2026 21:00:00	33.2	102	120	45	38.1	6.7%	27.6
17/05/2026 22:00:00	35.6	66	78	50	39.8	16.7%	29.1
17/05/2026 23:00:00	34	36	42	45	40	9.5%	27.8
18/05/2026 00:00:00	42.5	19	22	55	41.9	36.4%	32.6
18/05/2026 01:00:00	40	11	13	50	40.5	38.5%	32.8
18/05/2026 02:00:00	30	2	2	30	0	0.0%	24.5
18/05/2026 03:00:00	30	2	2	30	0	0.0%	22
18/05/2026 04:00:00	40	3	3	40	37.5	33.3%	32
18/05/2026 05:00:00	35	1	1	35	0	0.0%	32
18/05/2026 06:00:00	35	9	11	40	37.5	18.2%	30.7
18/05/2026 07:00:00	34.3	34	40	50	41.5	12.5%	26.7

18/05/2026 08:00:00	34.8	99	116	50	38.8	13.8%	27.8
18/05/2026 09:00:00	33.6	230	270	50	38.3	9.3%	27.1
18/05/2026 10:00:00	34.2	140	165	50	39	10.3%	28.6
18/05/2026 11:00:00	33.8	103	121	50	39	8.3%	28.5
18/05/2026 12:00:00	33.5	133	156	45	38.8	7.7%	27.3
18/05/2026 13:00:00	32.5	139	164	45	38.5	6.1%	27.2
18/05/2026 14:00:00	33.9	139	164	60	40.4	10.4%	28.1
18/05/2026 15:00:00	33.9	171	201	45	38.7	8.5%	28.3
18/05/2026 16:00:00	32.8	264	311	45	38.5	6.8%	27.3
18/05/2026 17:00:00	34.1	273	321	45	38.4	10.6%	28.5
18/05/2026 18:00:00	33.2	328	386	45	38	4.9%	27.8
18/05/2026 19:00:00	33.9	264	310	45	38.5	8.1%	28.7
18/05/2026 20:00:00	33.7	194	228	55	40	7.9%	28.8
18/05/2026 21:00:00	33.9	112	132	45	37.9	10.6%	28.2
18/05/2026 22:00:00	33.9	99	116	45	38.9	9.5%	28
18/05/2026 23:00:00	37.2	34	40	45	38	25.0%	30.1
19/05/2026 00:00:00	37	26	31	45	38.9	22.6%	29.8
19/05/2026 01:00:00	39	8	10	50	39.2	60.0%	35.2
19/05/2026 02:00:00	35	6	7	40	37.5	14.3%	30.7
19/05/2026 03:00:00	30	3	4	40	37.5	25.0%	25.8
19/05/2026 04:00:00	40	3	3	40	37.5	33.3%	28.7
19/05/2026 05:00:00	37.5	4	5	40	37.5	40.0%	32
19/05/2026 06:00:00	40	11	13	45	40.8	23.1%	28.6
19/05/2026 07:00:00	35.8	44	52	50	40.3	17.3%	29
19/05/2026 08:00:00	33.9	110	129	40	37.5	8.5%	27.4
19/05/2026 09:00:00	33.3	214	252	45	37.8	6.3%	27.7
19/05/2026 10:00:00	33.9	104	122	45	38	8.2%	28.4
19/05/2026 11:00:00	33.5	102	120	60	40	6.7%	27.8
19/05/2026 12:00:00	33.9	131	154	50	38.8	7.8%	28.4
19/05/2026 13:00:00	33.4	133	156	45	38.4	7.1%	27.4
19/05/2026 14:00:00	34.3	133	157	50	39	12.7%	27.9
19/05/2026 15:00:00	33.3	143	168	45	39	6.0%	27.4
19/05/2026 16:00:00	33.1	251	295	45	38.3	6.8%	27.6
19/05/2026 17:00:00	34.2	303	357	45	37.6	10.4%	28.5
19/05/2026 18:00:00	33.3	325	382	45	37.7	5.8%	28.1
19/05/2026 19:00:00	34.3	241	283	55	38.6	11.7%	28.6
19/05/2026 20:00:00	33.9	191	225	55	39.8	8.9%	28.4
19/05/2026 21:00:00	34	139	163	50	38.4	9.8%	28
19/05/2026 22:00:00	32.6	106	125	45	38.8	6.4%	27.1
19/05/2026 23:00:00	34.4	69	81	50	39.5	12.3%	28.5
20/05/2026 00:00:00	38.3	23	27	45	40	22.2%	30.5
20/05/2026 01:00:00	40	11	13	50	41.3	30.8%	32.9
20/05/2026 02:00:00	40	11	13	50	40.5	38.5%	32.9
20/05/2026 03:00:00	37.5	3	4	40	37.5	50.0%	33.3
20/05/2026 04:00:00	40	3	3	40	37.5	66.7%	35.3
20/05/2026 05:00:00	35	4	5	40	37.5	20.0%	27
20/05/2026 06:00:00	41.7	11	13	45	40	46.2%	30.7
20/05/2026 07:00:00	36.7	35	41	45	38.8	19.5%	28.7

20/05/2026 08:00:00	32.5	96	113	40	37.5	8.0%	25.4
20/05/2026 09:00:00	33.1	192	226	40	37.5	6.2%	27
20/05/2026 10:00:00	31.7	111	131	45	38.5	3.8%	26.2
20/05/2026 11:00:00	34.4	110	129	60	39.8	11.6%	27.5
20/05/2026 12:00:00	32.6	136	160	45	38.9	4.4%	27
20/05/2026 13:00:00	34	172	202	45	38.3	9.9%	28.1
20/05/2026 14:00:00	34.3	156	183	55	38.5	11.5%	28.2
20/05/2026 15:00:00	34.3	158	186	50	38.7	11.3%	28.9
20/05/2026 16:00:00	31.4	239	281	45	38.3	4.3%	26
20/05/2026 17:00:00	32.8	298	350	45	38.9	5.1%	27
20/05/2026 18:00:00	33.7	326	384	50	38	7.3%	28.1
20/05/2026 19:00:00	33.1	285	335	45	38.2	8.1%	27.8
20/05/2026 20:00:00	34	211	248	45	38.4	10.9%	27.8
20/05/2026 21:00:00	34.4	144	169	50	38.8	11.2%	29
20/05/2026 22:00:00	34	89	105	55	39.6	11.4%	28
20/05/2026 23:00:00	33.5	54	63	50	42.5	4.8%	28.2
21/05/2026 00:00:00	34.4	25	29	60	44.2	10.3%	29.7
21/05/2026 01:00:00	35	16	19	40	37.5	15.8%	28.7
21/05/2026 02:00:00	35	4	5	40	37.5	20.0%	31
21/05/2026 03:00:00	40	3	3	40	37.5	33.3%	28.7
21/05/2026 04:00:00	38.3	5	6	40	37.5	50.0%	34.7
21/05/2026 05:00:00	45	3	3	45	42.5	33.3%	35.3
21/05/2026 06:00:00	40	15	18	50	41.7	33.3%	30.7
21/05/2026 07:00:00	34.7	45	53	45	38.9	13.2%	28.7
21/05/2026 08:00:00	34.1	105	123	50	38.8	9.8%	27.9
21/05/2026 09:00:00	32.9	205	241	60	38.8	6.2%	27.4
21/05/2026 10:00:00	34.3	140	165	50	38.3	12.1%	28.2
21/05/2026 11:00:00	33.5	108	127	40	37.5	7.9%	27.3
21/05/2026 12:00:00	33.8	114	134	45	38.3	9.0%	27.8
21/05/2026 13:00:00	33.4	170	200	50	39.4	6.5%	27.6
21/05/2026 14:00:00	33.8	136	160	45	37.8	9.4%	27.2
21/05/2026 15:00:00	33.8	152	179	45	39.2	8.4%	27.9
21/05/2026 16:00:00	33.3	247	291	65	39.5	8.6%	27.5
21/05/2026 17:00:00	34.2	292	344	50	38.3	10.8%	28.5
21/05/2026 18:00:00	33.7	343	403	50	38.4	7.2%	28.1
21/05/2026 19:00:00	33.8	283	333	50	38.3	7.2%	28.6
21/05/2026 20:00:00	33.7	203	239	55	40.1	9.6%	28.1
21/05/2026 21:00:00	33.8	157	185	45	39.9	9.2%	28.1
21/05/2026 22:00:00	33.3	96	113	45	38.5	8.8%	27.3
21/05/2026 23:00:00	34.3	75	88	50	40	11.4%	28.1
22/05/2026 00:00:00	36	27	32	55	40	18.8%	30.4
22/05/2026 01:00:00	30	14	17	50	47.5	5.9%	26.7
22/05/2026 02:00:00	40	4	5	45	38.8	80.0%	36
22/05/2026 03:00:00	40	4	5	45	40	40.0%	30.2
22/05/2026 04:00:00	40	2	2	40	37.5	50.0%	32
22/05/2026 05:00:00	42.5	3	4	45	40	100.0%	39.5
22/05/2026 06:00:00	40	10	12	50	41.3	33.3%	33
22/05/2026 07:00:00	34.3	41	48	40	37.5	10.4%	27

22/05/2026 08:00:00	33.5	89	105	45	38.1	8.6%	25.9
22/05/2026 09:00:00	32.4	214	252	50	39	5.2%	27.2
22/05/2026 10:00:00	33.8	134	158	50	38.2	8.9%	27.9
22/05/2026 11:00:00	34	126	148	40	37.5	9.5%	28.3
22/05/2026 12:00:00	33.7	175	206	50	38.6	9.2%	28
22/05/2026 13:00:00	33.9	190	224	45	38.2	10.3%	27.9
22/05/2026 14:00:00	32	193	227	45	38.6	4.0%	26.1
22/05/2026 15:00:00	34.3	188	221	45	38.3	11.8%	28.2
22/05/2026 16:00:00	32.7	308	362	45	37.8	5.5%	27.1
22/05/2026 17:00:00	33.9	280	329	60	39.8	8.5%	28.6
22/05/2026 18:00:00	34.3	316	372	55	38.2	11.3%	29
22/05/2026 19:00:00	33.8	282	332	50	38	8.4%	28.1
22/05/2026 20:00:00	33.9	191	225	55	39.2	10.2%	28.7
22/05/2026 21:00:00	32.9	150	177	45	39.2	6.8%	27.7
22/05/2026 22:00:00	33.2	128	151	45	39.3	7.3%	27.5
22/05/2026 23:00:00	34.4	78	92	55	39.8	12.0%	29.1
23/05/2026 00:00:00	35	51	60	50	40.3	15.0%	29.4
23/05/2026 01:00:00	33.6	33	39	40	37.5	7.7%	28.2
23/05/2026 02:00:00	37.5	16	19	70	46.3	21.1%	31.4
23/05/2026 03:00:00	45	6	7	55	47.5	28.6%	32.9
23/05/2026 04:00:00	40	6	7	45	40	28.6%	32.7
23/05/2026 05:00:00	43.3	6	7	45	42.5	42.9%	36.3
23/05/2026 06:00:00	38.3	6	7	40	37.5	42.9%	31.3
23/05/2026 07:00:00	42.5	20	24	60	43.1	37.5%	31.6
23/05/2026 08:00:00	35	42	49	50	40.4	14.3%	29.3
23/05/2026 09:00:00	34.1	89	105	50	38.3	11.4%	27.8
23/05/2026 10:00:00	33.5	128	151	50	38.7	8.6%	27.1
23/05/2026 11:00:00	33.4	172	202	45	37.9	6.9%	27.9
23/05/2026 12:00:00	33.9	208	245	60	39.2	9.8%	28.3
23/05/2026 13:00:00	33.9	205	241	45	37.7	8.7%	28.4
23/05/2026 14:00:00	34.9	194	228	60	39.5	14.5%	29.8
23/05/2026 15:00:00	34.5	170	200	50	39	12.0%	28.7
23/05/2026 16:00:00	34.2	157	185	45	38	10.3%	28.6
23/05/2026 17:00:00	35.4	186	219	55	39.4	16.0%	29
23/05/2026 18:00:00	34.1	163	192	70	39.8	10.4%	28.3
23/05/2026 19:00:00	34	194	228	50	38.7	9.2%	28.6
23/05/2026 20:00:00	33.7	144	170	60	41.7	10.6%	28.5
23/05/2026 21:00:00	34.1	126	148	55	39.2	10.1%	28.7
23/05/2026 22:00:00	34.5	108	127	50	38.8	12.6%	28.1
23/05/2026 23:00:00	34.8	74	87	55	40	13.8%	29.3
24/05/2026 00:00:00	34.3	47	55	45	39.2	10.9%	29
24/05/2026 01:00:00	40	20	23	45	41.3	17.4%	30.4
24/05/2026 02:00:00	33.3	27	32	60	42.5	12.5%	28
24/05/2026 03:00:00	37.5	9	11	40	37.5	36.4%	32
24/05/2026 04:00:00	35	7	8	40	37.5	12.5%	29.5
24/05/2026 05:00:00	45	8	9	55	45.8	33.3%	36.1
24/05/2026 06:00:00	35	4	5	40	37.5	20.0%	28
24/05/2026 07:00:00	32.5	13	15	35	0	0.0%	24.1

24/05/2026 08:00:00	34.2	37	44	50	39.5	11.4%	26.8
24/05/2026 09:00:00	36.4	41	48	50	39.2	18.8%	27.6
24/05/2026 10:00:00	36.4	78	92	50	39.4	19.6%	29.5
24/05/2026 11:00:00	34.3	140	165	45	38.6	10.9%	28.5
24/05/2026 12:00:00	34.5	159	187	60	39.5	11.8%	29.1
24/05/2026 13:00:00	33.7	190	223	45	38.3	8.5%	28.3
24/05/2026 14:00:00	34.5	172	202	45	38.7	12.4%	29
24/05/2026 15:00:00	34.4	178	209	50	38.8	11.5%	29.2
24/05/2026 16:00:00	36	153	180	45	38	18.3%	30.1
24/05/2026 17:00:00	35.2	155	182	50	39.1	15.4%	29.6
24/05/2026 18:00:00	37.2	122	143	60	40	21.0%	29.6
24/05/2026 19:00:00	34.1	132	155	55	39.7	10.3%	28.3
24/05/2026 20:00:00	33.5	127	149	45	38.2	9.4%	27.7
24/05/2026 21:00:00	35	127	149	45	38.6	14.8%	29.1
24/05/2026 22:00:00	33.3	82	96	45	39.6	7.3%	27.9
24/05/2026 23:00:00	35.6	53	62	45	38.5	16.1%	28.2
25/05/2026 00:00:00	33.6	34	40	45	40	5.0%	27.9
25/05/2026 01:00:00	37.5	26	31	50	40.4	22.6%	30.7
25/05/2026 02:00:00	35	5	6	40	37.5	16.7%	29.5
25/05/2026 03:00:00	30	4	5	35	0	0.0%	27
25/05/2026 04:00:00	45	3	4	55	44.2	75.0%	39.5
25/05/2026 05:00:00	35	3	4	45	42.5	25.0%	33.3
25/05/2026 06:00:00	35	4	5	55	52.5	20.0%	34
25/05/2026 07:00:00	35	15	18	55	47.5	16.7%	29.7
25/05/2026 08:00:00	34.4	30	35	45	38.8	11.4%	27.9
25/05/2026 09:00:00	34.7	55	65	55	40.8	13.8%	27.7
25/05/2026 10:00:00	35.6	105	124	50	38.7	16.9%	28.2
25/05/2026 11:00:00	34.9	147	173	50	38.9	14.5%	29.8
25/05/2026 12:00:00	33.7	166	195	45	38.1	8.7%	27.9
25/05/2026 13:00:00	34	133	156	60	40	9.0%	28.1
25/05/2026 14:00:00	35.2	141	166	45	37.9	15.7%	29.7
25/05/2026 15:00:00	34.6	144	169	50	38.5	11.8%	29.3
25/05/2026 16:00:00	35.2	150	176	45	38.4	15.3%	29.5
25/05/2026 17:00:00	35.3	135	159	50	39.1	15.7%	30
25/05/2026 18:00:00	34.5	134	158	45	38.8	12.0%	29.3
25/05/2026 19:00:00	35.8	129	152	45	38.1	17.8%	29.3
25/05/2026 20:00:00	34.1	133	156	45	37.9	7.7%	29.1
25/05/2026 21:00:00	34.2	119	140	40	37.5	10.0%	29.3
25/05/2026 22:00:00	33.5	94	110	50	39.2	8.2%	27.7
25/05/2026 23:00:00	35	41	48	50	41.8	14.6%	28.9
26/05/2026 00:00:00	34.6	26	31	40	37.5	12.9%	29.4
26/05/2026 01:00:00	34	14	17	50	45	11.8%	29.5
26/05/2026 02:00:00	40	7	8	45	40	25.0%	29.6
26/05/2026 03:00:00	30	1	1	30	0	0.0%	27
26/05/2026 04:00:00	45	7	8	55	43.8	50.0%	35.8
26/05/2026 05:00:00	40	7	8	55	45	25.0%	35.1
26/05/2026 06:00:00	30	8	9	45	42.5	11.1%	23.1
26/05/2026 07:00:00	35	30	35	40	37.5	14.3%	28.2

26/05/2026 08:00:00	33.7	70	82	40	37.5	9.8%	26.7
26/05/2026 09:00:00	34.2	86	101	45	38.4	10.9%	27.4
26/05/2026 10:00:00	33.6	107	126	45	39.2	7.1%	27.8
26/05/2026 11:00:00	34.6	133	156	55	39.5	12.8%	28
26/05/2026 12:00:00	34.3	149	175	45	38.8	11.4%	28.5
26/05/2026 13:00:00	35.5	139	164	45	38.4	16.5%	29.2
26/05/2026 14:00:00	34.1	131	154	45	38.8	9.7%	28.2
26/05/2026 15:00:00	33.8	171	201	45	38.4	8.0%	28
26/05/2026 16:00:00	34.3	183	215	55	39.5	10.7%	28.9
26/05/2026 17:00:00	34.3	225	265	45	38.2	10.2%	29
26/05/2026 18:00:00	34.2	291	342	50	38.4	9.9%	28.7
26/05/2026 19:00:00	34	208	245	50	38.9	10.2%	28.5
26/05/2026 20:00:00	35.9	172	202	55	39.2	17.3%	29.6
26/05/2026 21:00:00	34.1	152	179	50	38.6	10.6%	27.7
26/05/2026 22:00:00	33.6	108	127	45	37.9	10.2%	27.8
26/05/2026 23:00:00	38.1	51	60	65	41.8	23.3%	29.3
27/05/2026 00:00:00	33.3	34	40	45	38.8	10.0%	27.3
27/05/2026 01:00:00	42.5	14	17	60	43.9	41.2%	34.2
27/05/2026 02:00:00	40	8	9	45	39.2	33.3%	30.3
27/05/2026 03:00:00	40	3	3	40	37.5	33.3%	32
27/05/2026 04:00:00	40	4	5	45	39.2	60.0%	35
27/05/2026 05:00:00	40	7	8	45	38.5	62.5%	33.9
27/05/2026 06:00:00	38.3	9	11	45	38.8	36.4%	29.4
27/05/2026 07:00:00	36.7	34	40	50	39.4	20.0%	29.6
27/05/2026 08:00:00	34.1	63	74	45	38.9	9.5%	28.4
27/05/2026 09:00:00	34.7	91	107	50	38.6	13.1%	28.2
27/05/2026 10:00:00	34	91	107	50	39	9.3%	28.2
27/05/2026 11:00:00	35.3	122	143	45	38.9	15.4%	28.7
27/05/2026 12:00:00	34.3	133	157	45	38.3	12.1%	28.1
27/05/2026 13:00:00	34.8	148	174	55	39.6	13.8%	29.5
27/05/2026 14:00:00	34.3	156	183	50	39.3	10.4%	28.9
27/05/2026 15:00:00	34	162	190	55	39.6	10.0%	27.8
27/05/2026 16:00:00	35.6	169	199	55	38.7	16.6%	29.8
27/05/2026 17:00:00	34.1	234	275	50	38.7	9.1%	28.5
27/05/2026 18:00:00	34.1	310	365	50	38.1	8.5%	29
27/05/2026 19:00:00	34.2	241	283	50	38.1	11.0%	28.9
27/05/2026 20:00:00	33.7	180	212	45	40	9.4%	28.2
27/05/2026 21:00:00	34.1	136	160	45	37.8	10.6%	28.3
27/05/2026 22:00:00	33	105	123	45	38.3	4.9%	27.4
27/05/2026 23:00:00	34.4	71	84	45	38	11.9%	28.3
28/05/2026 00:00:00	35	31	36	45	39.5	13.9%	26.8
28/05/2026 01:00:00	38	21	25	55	41.1	28.0%	30.4
28/05/2026 02:00:00	37.5	7	8	40	37.5	25.0%	30.8
28/05/2026 03:00:00	40	8	9	45	38.8	44.4%	31.6
28/05/2026 04:00:00	35	4	5	45	42.5	20.0%	32
28/05/2026 05:00:00	40	3	3	40	37.5	66.7%	33.7
28/05/2026 06:00:00	38.8	13	15	55	40.5	33.3%	30.7
28/05/2026 07:00:00	34.4	31	36	50	40	11.1%	27.6

28/05/2026 08:00:00	35.6	63	74	50	39.2	16.2%	29.1
28/05/2026 09:00:00	31.5	119	140	45	39.2	2.1%	25.4
28/05/2026 10:00:00	33.8	100	118	50	38.4	9.3%	27.9
28/05/2026 11:00:00	33.9	113	133	45	39.2	9.0%	28
28/05/2026 12:00:00	32.8	150	177	45	37.9	6.8%	27.2
28/05/2026 13:00:00	33.4	178	209	45	37.8	8.6%	26.9
28/05/2026 14:00:00	35.9	164	193	50	38.5	17.6%	29.6
28/05/2026 15:00:00	35.2	166	195	45	37.8	15.4%	28.5
28/05/2026 16:00:00	32.4	217	255	45	38.1	3.5%	26.5
28/05/2026 17:00:00	31.9	293	345	45	37.8	4.3%	26.3
28/05/2026 18:00:00	33.8	267	314	55	38.5	8.3%	28.4
28/05/2026 19:00:00	33.7	233	274	55	39.2	8.8%	28.2
28/05/2026 20:00:00	34.1	178	209	50	38.8	9.6%	28.8
28/05/2026 21:00:00	34.3	156	183	45	38.2	11.5%	28.5
28/05/2026 22:00:00	33.5	120	141	50	39	7.1%	27.9
28/05/2026 23:00:00	34.3	72	85	50	40.2	12.9%	28
29/05/2026 00:00:00	36.2	41	48	50	38.6	18.8%	29.2
29/05/2026 01:00:00	35	21	25	50	41.3	16.0%	29.5
29/05/2026 02:00:00	35	8	9	40	37.5	11.1%	27.1
29/05/2026 03:00:00	35	4	5	40	37.5	20.0%	28
29/05/2026 04:00:00	30	3	3	30	0	0.0%	27.3
29/05/2026 05:00:00	40	3	3	40	37.5	33.3%	32
29/05/2026 06:00:00	42.5	13	15	65	41.9	53.3%	32.8
29/05/2026 07:00:00	36.7	35	41	45	38.8	19.5%	28.6
29/05/2026 08:00:00	34.8	64	75	45	39	13.3%	29.1
29/05/2026 09:00:00	34.1	86	101	55	40.2	10.9%	27.1
29/05/2026 10:00:00	32.1	100	118	45	39.4	6.8%	26.8
29/05/2026 11:00:00	34	123	145	45	38.3	9.0%	28.2
29/05/2026 12:00:00	34.6	141	166	45	37.7	13.3%	29
29/05/2026 13:00:00	33.6	146	172	50	38.5	8.7%	27.8
29/05/2026 14:00:00	33.3	189	222	55	39	7.7%	27.5
29/05/2026 15:00:00	33.9	192	226	50	38.8	10.6%	27.9
29/05/2026 16:00:00	34.2	197	232	45	38.3	10.8%	28.7
29/05/2026 17:00:00	34.9	246	289	50	38.7	14.2%	29.1
29/05/2026 18:00:00	33.9	280	329	50	39	8.2%	28.3
29/05/2026 19:00:00	34	234	275	55	38.2	8.4%	28.6
29/05/2026 20:00:00	34.7	182	214	55	38.9	13.1%	29
29/05/2026 21:00:00	33.2	146	172	45	38.1	4.7%	28.2
29/05/2026 22:00:00	31.5	108	127	45	38.2	5.5%	26.1
29/05/2026 23:00:00	34.8	90	106	50	39.8	14.2%	29.1
30/05/2026 00:00:00	36	55	65	55	43	16.9%	30.2
30/05/2026 01:00:00	36.2	30	35	50	40	17.1%	28.8
30/05/2026 02:00:00	38.8	16	19	50	40	31.6%	32.7
30/05/2026 03:00:00	40	7	8	45	40	25.0%	29.5
30/05/2026 04:00:00	37.5	8	9	40	37.5	22.2%	30.4
30/05/2026 05:00:00	45	5	6	50	41.3	66.7%	36.2
30/05/2026 06:00:00	33.3	6	7	35	0	0.0%	24.1
30/05/2026 07:00:00	34.5	20	24	45	39.2	12.5%	29.6

30/05/2026 08:00:00	36	48	56	45	39.7	16.1%	28.5
30/05/2026 09:00:00	34.6	83	98	45	38.7	13.3%	28.1
30/05/2026 10:00:00	33.5	128	151	50	40.8	9.9%	27.5
30/05/2026 11:00:00	33.7	178	210	45	37.8	8.6%	27.7
30/05/2026 12:00:00	34.6	188	221	55	39.5	12.7%	29
30/05/2026 13:00:00	33.2	211	248	45	37.8	6.0%	27.7
30/05/2026 14:00:00	34.5	183	215	65	39.4	12.1%	28.5
30/05/2026 15:00:00	33.9	167	197	50	38.7	8.6%	28.2
30/05/2026 16:00:00	34.9	218	256	60	38.6	14.1%	29.5
30/05/2026 17:00:00	34.8	213	251	55	39.8	13.9%	29.3
30/05/2026 18:00:00	34.4	174	205	45	38.2	11.2%	28.4
30/05/2026 19:00:00	34.5	155	182	50	40.4	11.5%	29.4
30/05/2026 20:00:00	33.7	124	146	50	39.2	8.2%	28.4
30/05/2026 21:00:00	32.8	106	125	45	39.2	7.2%	26.6
30/05/2026 22:00:00	32.9	106	125	45	38.8	6.4%	26.8
30/05/2026 23:00:00	33.3	94	111	50	39	9.0%	27.6
31/05/2026 00:00:00	34.2	42	50	40	37.5	12.0%	29
31/05/2026 01:00:00	37.5	26	30	45	39.2	20.0%	30
31/05/2026 02:00:00	35	14	16	40	37.5	12.5%	29.9
31/05/2026 03:00:00	38.3	14	17	60	43.5	29.4%	31.5
31/05/2026 04:00:00	35	3	4	40	37.5	25.0%	33.3
31/05/2026 05:00:00	42.5	5	6	45	40.8	50.0%	35.5
31/05/2026 06:00:00	40	5	6	60	47.5	33.3%	35.3
31/05/2026 07:00:00	39.2	17	20	45	38.8	40.0%	30.1
31/05/2026 08:00:00	33.9	30	35	40	37.5	8.6%	25.2
31/05/2026 09:00:00	34.5	41	48	50	39.2	12.5%	27.7
31/05/2026 10:00:00	34.5	69	81	50	39	12.3%	28.5
31/05/2026 11:00:00	35	112	132	45	38	15.2%	29.4
31/05/2026 12:00:00	34.4	177	208	65	38.7	12.0%	28.7
31/05/2026 13:00:00	33.6	190	224	50	38.8	7.1%	28.3
31/05/2026 14:00:00	34.1	167	197	45	38.6	9.6%	28.9
31/05/2026 15:00:00	34.7	182	214	50	38.2	13.1%	29.6
31/05/2026 16:00:00	34.7	161	189	55	39.8	12.7%	29.9
31/05/2026 17:00:00	34.1	156	183	45	38.7	9.3%	29.1
31/05/2026 18:00:00	34.4	133	156	50	38.1	11.5%	28.5
31/05/2026 19:00:00	34.6	139	163	45	38.5	12.3%	29
31/05/2026 20:00:00	34.3	111	131	45	37.8	11.5%	28
31/05/2026 21:00:00	34.2	105	123	50	40.6	10.6%	28.7
31/05/2026 22:00:00	33.8	71	84	45	39.2	10.7%	28.3
31/05/2026 23:00:00	**No Data**						
01/06/2026 00:00:00	**No Data**						
						
02/06/2026 17:00:00	0	0	0	0	0	0.0%	0

Incoming Weekly Counts
202605 Singleton Hill May 2026

from Thu-May-14-2026-08-00-AM to Tue-Jun-02-2026-04-59-PM

	11/05/2026	to	17/05/2026							
	Monday	Tuesday	Wednesday	Thursday	Friday	Saturday	Sunday	Week	Weekend	Week Day 85%
Hour	11/05/2026	12/05/2026	13/05/2026	14/05/2026	15/05/2026	16/05/2026	17/05/2026	Day Avg	Avg	Avg Speed
0 - 1	*	*	*	*	18	32	32	18	32	40
1 - 2	*	*	*	*	12	13	14	12	13.5	35
2 - 3	*	*	*	*	2	7	15	2	11	30
3 - 4	*	*	*	*	3	5	5	3	5	40
4 - 5	*	*	*	*	1	6	3	1	4.5	55
5 - 6	*	*	*	*	16	9	4	16	6.5	38
6 - 7	*	*	*	*	33	27	18	33	22.5	39.4
7 - 8	*	*	*	*	117	38	36	117	37	33.6
8 - 9	*	*	*	132	262	86	47	197	66.5	32.6
9 - 10	*	*	*	144	145	137	77	144.5	107	32.6
10 - 11	*	*	*	120	137	181	157	128.5	169	34
11 - 12	*	*	*	182	144	248	209	163	228.5	34.1
12 - 13	*	*	*	188	215	231	240	201.5	235.5	34
13 - 14	*	*	*	159	215	250	210	187	230	34.55
14 - 15	*	*	*	182	178	250	219	180	234.5	33.7
15 - 16	*	*	*	338	330	215	210	334	212.5	33
16 - 17	*	*	*	371	337	245	193	354	219	33.45
17 - 18	*	*	*	403	394	209	158	398.5	183.5	33.5
18 - 19	*	*	*	298	297	208	180	297.5	194	33.45
19 - 20	*	*	*	221	257	193	158	239	175.5	34.75
20 - 21	*	*	*	187	179	156	120	183	138	34.15
21 - 22	*	*	*	132	133	113	78	132.5	95.5	33.25
22 - 23	*	*	*	58	82	87	42	70	64.5	34.4
23 - 24	*	*	*	26	51	58	22	38.5	40	35.25
Totals	0	0	0	3141	3558	3004	2447			
% of Total	0%	0%	0%	25.85%	29.28%	24.72%	20.14%			

Incoming Weekly Counts
202605 Singleton Hill May 2026

from Thu-May-14-2026-08-00-AM to Tue-Jun-02-2026-04-59-PM

	18/05/2026	to	24/05/2026							
	Monday	Tuesday	Wednesday	Thursday	Friday	Saturday	Sunday	Week	Weekend	Week Day 85%
Hour	18/05/2026	19/05/2026	20/05/2026	21/05/2026	22/05/2026	23/05/2026	24/05/2026	Day Avg	Avg	Avg Speed
0 - 1	13	10	13	19	17	39	23	14.4	31	36.8
1 - 2	2	7	13	5	5	19	32	6.4	25.5	36
2 - 3	2	4	4	3	5	7	11	3.6	9	35.5
3 - 4	3	3	3	6	2	7	8	3.4	7.5	39.66
4 - 5	1	5	5	3	4	7	9	3.6	8	39
5 - 6	11	13	13	18	12	7	5	13.4	6	39.34
6 - 7	40	52	41	53	48	24	15	46.8	19.5	35.16
7 - 8	116	129	113	123	105	49	44	117.2	46.5	33.76
8 - 9	270	252	226	241	252	105	48	248.2	76.5	33.06
9 - 10	165	122	131	165	158	151	92	148.2	121.5	33.58
10 - 11	121	120	129	127	148	202	165	129	183.5	33.84
11 - 12	156	154	160	134	206	245	187	162	216	33.5
12 - 13	164	156	202	200	224	241	223	189.2	232	33.44
13 - 14	164	157	183	160	227	228	202	178.2	215	33.66
14 - 15	201	168	186	179	221	200	209	191	204.5	33.92
15 - 16	311	295	281	291	362	185	180	308	182.5	32.66
16 - 17	321	357	350	344	329	219	182	340.2	200.5	33.84
17 - 18	386	382	384	403	372	192	143	385.4	167.5	33.64
18 - 19	310	283	335	333	332	228	155	318.6	191.5	33.78
19 - 20	228	225	248	239	225	170	149	233	159.5	33.84
20 - 21	132	163	169	185	177	148	149	165.2	148.5	33.8
21 - 22	116	125	105	113	151	127	96	122	111.5	33.4
22 - 23	40	81	63	88	92	87	62	72.8	74.5	34.76
23 - 24	31	27	29	32	60	55	40	35.8	47.5	36.14
Totals	3304	3290	3386	3464	3734	2942	2429			
% of Total	14.65%	14.59%	15.02%	15.36%	16.56%	13.05%	10.77%			

Incoming Weekly Counts
202605 Singleton Hill May 2026

from Thu-May-14-2026-08-00-AM to Tue-Jun-02-2026-04-59-PM

	25/05/2026	to	31/05/2026							
	Monday	Tuesday	Wednesday	Thursday	Friday	Saturday	Sunday	Week	Weekend	Week Day 85%
Hour	25/05/2026	26/05/2026	27/05/2026	28/05/2026	29/05/2026	30/05/2026	31/05/2026	Day Avg	Avg	Avg Speed
0 - 1	31	17	17	25	25	35	30	23	32.5	37.4
1 - 2	6	8	9	8	9	19	16	8	17.5	37.5
2 - 3	5	1	3	9	5	8	17	4.6	12.5	35
3 - 4	4	8	5	5	3	9	4	5	6.5	39
4 - 5	4	8	8	3	3	6	6	5.2	6	39
5 - 6	5	9	11	15	15	7	6	11	6.5	36.92
6 - 7	18	35	40	36	41	24	20	34	22	35.56
7 - 8	35	82	74	74	75	56	35	68	45.5	34.52
8 - 9	65	101	107	140	101	98	48	102.8	73	33.84
9 - 10	124	126	107	118	118	151	81	118.6	116	33.82
10 - 11	173	156	143	133	145	210	132	150	171	34.54
11 - 12	195	175	157	177	166	221	208	174	214.5	33.94
12 - 13	156	164	174	209	172	248	224	175	236	34.26
13 - 14	166	154	183	193	222	215	197	183.6	206	34.56
14 - 15	169	201	190	195	226	197	214	196.2	205.5	34.3
15 - 16	176	215	199	255	232	256	189	215.4	222.5	34.34
16 - 17	159	265	275	345	289	251	183	266.6	217	34.1
17 - 18	158	342	365	314	329	205	156	301.6	180.5	34.1
18 - 19	152	245	283	274	275	182	163	245.8	172.5	34.34
19 - 20	156	202	212	209	214	146	131	198.6	138.5	34.5
20 - 21	140	179	160	183	172	125	123	166.8	124	33.98
21 - 22	110	127	123	141	127	125	84	125.6	104.5	33.02
22 - 23	48	60	84	85	106	111	0	76.6	55.5	35.32
23 - 24	31	40	36	48	65	50	0	44	25	35.02
Totals	2286	2920	2965	3194	3135	2955	2267			
% of Total	11.59%	14.81%	15.03%	16.2%	15.9%	14.98%	11.49%			

Incoming Weekly Counts
202605 Singleton Hill May 2026

from Thu-May-14-2026-08-00-AM to Tue-Jun-02-2026-04-59-PM

	01/06/2026	to	07/06/2026							
	Monday	Tuesday	Wednesday	Thursday	Friday	Saturday	Sunday	Week	Weekend	Week Day 85%
Hour	01/06/2026	02/06/2026	03/06/2026	04/06/2026	05/06/2026	06/06/2026	07/06/2026	Day Avg	Avg	Avg Speed
0 - 1	0	0	*	*	*	*	*	0	0	0
1 - 2	0	0	*	*	*	*	*	0	0	0
2 - 3	0	0	*	*	*	*	*	0	0	0
3 - 4	0	0	*	*	*	*	*	0	0	0
4 - 5	0	0	*	*	*	*	*	0	0	0
5 - 6	0	0	*	*	*	*	*	0	0	0
6 - 7	0	0	*	*	*	*	*	0	0	0
7 - 8	0	0	*	*	*	*	*	0	0	0
8 - 9	0	0	*	*	*	*	*	0	0	0
9 - 10	0	0	*	*	*	*	*	0	0	0
10 - 11	0	0	*	*	*	*	*	0	0	0
11 - 12	0	0	*	*	*	*	*	0	0	0
12 - 13	0	0	*	*	*	*	*	0	0	0
13 - 14	0	0	*	*	*	*	*	0	0	0
14 - 15	0	0	*	*	*	*	*	0	0	0
15 - 16	0	0	*	*	*	*	*	0	0	0
16 - 17	0	0	*	*	*	*	*	0	0	0
17 - 18	0	*	*	*	*	*	*	0	0	0
18 - 19	0	*	*	*	*	*	*	0	0	0
19 - 20	0	*	*	*	*	*	*	0	0	0
20 - 21	0	*	*	*	*	*	*	0	0	0
21 - 22	0	*	*	*	*	*	*	0	0	0
22 - 23	0	*	*	*	*	*	*	0	0	0
23 - 24	0	*	*	*	*	*	*	0	0	0
Totals	0	0	0	0	0	0	0			
% of Total	0%	0%	0%	0%	0%	0%	0%			

Incoming Monthly Counts
202605 Singleton Hill May 2026

from Thu-May-14-2026-08-00-AM to Tue-Jun-02-2026-04-59-PM

	May 2026							Week	Weekend	Week Day 85%
Hour	Monday	Tuesday	Wednesday	Thursday	Friday	Saturday	Sunday	Day Avg	Avg	Avg Speed
0 - 1	44	27	30	44	60	106	85	41	95.5	38.8
1 - 2	8	15	22	13	26	51	62	16.8	56.5	37.44
2 - 3	7	5	7	12	12	22	43	8.6	32.5	34.92
3 - 4	7	11	8	11	8	21	17	9	19	40.66
4 - 5	5	13	13	6	8	19	18	9	18.5	39.46
5 - 6	16	22	24	33	43	23	15	27.6	19	39.28
6 - 7	58	87	81	89	122	75	53	87.4	64	35.62
7 - 8	151	211	187	197	297	143	115	208.6	129	34.06
8 - 9	335	353	333	513	615	289	143	429.8	216	33.3
9 - 10	289	248	238	427	421	439	250	324.6	344.5	33.66
10 - 11	294	276	272	380	430	593	454	330.4	523.5	34.24
11 - 12	351	329	317	493	516	714	604	401.2	659	33.76
12 - 13	320	320	376	597	611	720	687	444.8	703.5	33.92
13 - 14	330	311	366	512	664	693	609	436.6	651	34.24
14 - 15	370	369	376	556	625	647	642	459.2	644.5	34.02
15 - 16	487	510	480	884	924	656	579	657	617.5	33.52
16 - 17	480	622	625	1060	955	715	558	748.4	636.5	33.94
17 - 18	544	724	749	1120	1095	606	457	846.4	531.5	33.74
18 - 19	462	528	618	905	904	618	498	683.4	558	33.96
19 - 20	384	427	460	669	696	509	438	527.2	473.5	34.14
20 - 21	272	342	329	555	528	429	392	405.2	410.5	34
21 - 22	226	252	228	386	411	365	258	300.6	311.5	33.28
22 - 23	88	141	147	231	280	285	104	177.4	194.5	35.12
23 - 24	62	67	65	106	176	163	62	95.2	112.5	35.34
Totals	5590	6210	6351	9799	10427	8901	7143			
% of Total	10.27%	11.41%	11.67%	18.01%	19.16%	16.36%	13.13%			

Incoming Monthly Counts
 202605 Singleton Hill May 2026

from Thu-May-14-2026-08-00-AM to Tue-Jun-02-2026-04-59-PM

Hour	Jun 2026							Week Day Avg	Weekend Avg	Week Day 85% Avg Speed
	Monday	Tuesday	Wednesday	Thursday	Friday	Saturday	Sunday			
0 - 1	0	0	*	*	*	*	*	0	0	0
1 - 2	0	0	*	*	*	*	*	0	0	0
2 - 3	0	0	*	*	*	*	*	0	0	0
3 - 4	0	0	*	*	*	*	*	0	0	0
4 - 5	0	0	*	*	*	*	*	0	0	0
5 - 6	0	0	*	*	*	*	*	0	0	0
6 - 7	0	0	*	*	*	*	*	0	0	0
7 - 8	0	0	*	*	*	*	*	0	0	0
8 - 9	0	0	*	*	*	*	*	0	0	0
9 - 10	0	0	*	*	*	*	*	0	0	0
10 - 11	0	0	*	*	*	*	*	0	0	0
11 - 12	0	0	*	*	*	*	*	0	0	0
12 - 13	0	0	*	*	*	*	*	0	0	0
13 - 14	0	0	*	*	*	*	*	0	0	0
14 - 15	0	0	*	*	*	*	*	0	0	0
15 - 16	0	0	*	*	*	*	*	0	0	0
16 - 17	0	0	*	*	*	*	*	0	0	0
17 - 18	0	*	*	*	*	*	*	0	0	0
18 - 19	0	*	*	*	*	*	*	0	0	0
19 - 20	0	*	*	*	*	*	*	0	0	0
20 - 21	0	*	*	*	*	*	*	0	0	0
21 - 22	0	*	*	*	*	*	*	0	0	0
22 - 23	0	*	*	*	*	*	*	0	0	0
23 - 24	0	*	*	*	*	*	*	0	0	0
Totals	0	0	0	0	0	0	0			
% of Total	0%	0%	0%	0%	0%	0%	0%			

Incoming Weekly Speeds
202605 Singleton Hill May 2026

from Thu-May-14-2026-08-00-AM to Tue-Jun-02-2026-04-59-PM

	11/05/2026	to	17/05/2026							
	Monday	Tuesday	Wednesday	Thursday	Friday	Saturday	Sunday	Week	Weekend	Week Day 85%
Hour	11/05/2026	12/05/2026	13/05/2026	14/05/2026	15/05/2026	16/05/2026	17/05/2026	Day Avg	Avg	Avg Speed
0 - 1	*	*	*	*	31.28	28.12	28.09	31.28	28.11	40
1 - 2	*	*	*	*	31.67	29.85	29.64	31.67	29.74	35
2 - 3	*	*	*	*	24.5	30.71	30.8	24.5	30.77	30
3 - 4	*	*	*	*	32	33	35	32	34	40
4 - 5	*	*	*	*	52	29.67	37.33	52	32.22	55
5 - 6	*	*	*	*	25.94	27.11	33.25	25.94	29	38
6 - 7	*	*	*	*	31.3	27.93	27.22	31.3	27.64	39.4
7 - 8	*	*	*	*	26.97	29.84	26	26.97	27.97	33.6
8 - 9	*	*	*	26.82	27.5	27.6	26.4	27.27	27.18	32.6
9 - 10	*	*	*	27.92	26.07	27.63	27.18	26.99	27.47	32.6
10 - 11	*	*	*	27.52	28.8	27.59	27.43	28.2	27.52	34
11 - 12	*	*	*	28.31	28.02	28.5	28.73	28.18	28.6	34.1
12 - 13	*	*	*	24.36	28.51	28.4	28.29	26.57	28.34	34
13 - 14	*	*	*	28.41	28.51	27.85	28.63	28.47	28.2	34.55
14 - 15	*	*	*	28.74	27.26	28.27	27.79	28.01	28.04	33.7
15 - 16	*	*	*	27.41	27.39	28.07	28.79	27.4	28.43	33
16 - 17	*	*	*	27.76	27.72	28.74	27.95	27.74	28.39	33.45
17 - 18	*	*	*	28.07	28.41	28.91	29.14	28.24	29.01	33.5
18 - 19	*	*	*	28.13	27.66	28.74	28.9	27.9	28.81	33.45
19 - 20	*	*	*	29.38	28.49	28	28.82	28.91	28.37	34.75
20 - 21	*	*	*	28.74	27.65	28.19	27.58	28.21	27.92	34.15
21 - 22	*	*	*	27.76	27.53	27.68	29.06	27.65	28.25	33.25
22 - 23	*	*	*	28.9	27.94	29.91	27.79	28.34	29.22	34.4
23 - 24	*	*	*	30.27	29.73	28.81	32.64	29.91	29.86	35.25
Totals	0	0	0	27.9	27.9	28.3	28.4			
% of Total	0%	0%	0%	24.8%	24.8%	25.16%	25.24%			

Incoming Weekly Speeds
202605 Singleton Hill May 2026

from Thu-May-14-2026-08-00-AM to Tue-Jun-02-2026-04-59-PM

	18/05/2026	to	24/05/2026							
	Monday	Tuesday	Wednesday	Thursday	Friday	Saturday	Sunday	Week	Weekend	Week Day 85%
Hour	18/05/2026	19/05/2026	20/05/2026	21/05/2026	22/05/2026	23/05/2026	24/05/2026	Day Avg	Avg	Avg Speed
0 - 1	32.85	35.2	32.92	28.74	26.71	28.15	30.43	30.65	29	36.8
1 - 2	24.5	30.71	32.92	31	36	31.37	27.97	32.09	29.24	36
2 - 3	22	25.75	33.25	28.67	30.2	32.86	32	28.72	32.33	35.5
3 - 4	32	28.67	35.33	34.67	32	32.71	29.5	32.94	31	39.66
4 - 5	32	32	27	35.33	39.5	36.29	36.11	32.83	36.19	39
5 - 6	30.73	28.62	30.69	30.72	33	31.29	28	30.72	29.92	39.34
6 - 7	26.67	28.98	28.71	28.72	27.04	31.62	24.13	28.08	28.74	35.16
7 - 8	27.82	27.4	25.44	27.86	25.9	29.33	26.77	26.93	28.12	33.76
8 - 9	27.06	27.69	27.01	27.35	27.24	27.85	27.56	27.27	27.76	33.06
9 - 10	28.65	28.39	26.16	28.23	27.94	27.06	29.48	27.92	27.98	33.58
10 - 11	28.52	27.84	27.5	27.31	28.3	27.94	28.54	27.9	28.21	33.84
11 - 12	27.32	28.4	26.97	27.81	27.98	28.27	29.12	27.7	28.64	33.5
12 - 13	27.16	27.43	28.06	27.59	27.86	28.42	28.27	27.66	28.35	33.44
13 - 14	28.11	27.9	28.21	27.19	26.09	29.79	28.99	27.41	29.41	33.66
14 - 15	28.3	27.45	28.92	27.94	28.24	28.68	29.24	28.19	28.97	33.92
15 - 16	27.32	27.63	25.99	27.51	27.14	28.61	30.11	27.13	29.35	32.66
16 - 17	28.48	28.51	26.97	28.51	28.64	28.98	29.64	28.21	29.28	33.84
17 - 18	27.75	28.09	28.13	28.1	28.95	28.31	29.63	28.2	28.87	33.64
18 - 19	28.69	28.56	27.8	28.59	28.14	28.64	28.28	28.34	28.5	33.78
19 - 20	28.78	28.44	27.75	28.13	28.69	28.49	27.7	28.34	28.12	33.84
20 - 21	28.16	28.02	28.96	28.13	27.68	28.68	29.15	28.19	28.92	33.8
21 - 22	28.03	27.1	27.98	27.29	27.5	28.08	27.85	27.56	27.98	33.4
22 - 23	30.1	28.53	28.21	28.06	29.09	29.31	28.23	28.67	28.86	34.76
23 - 24	29.77	30.52	29.69	30.44	29.4	28.98	27.9	29.87	28.53	36.14
Totals	28.1	28.1	27.6	28	27.9	28.6	28.8			
% of Total	14.26%	14.26%	14%	14.21%	14.16%	14.51%	14.61%			

Incoming Weekly Speeds
202605 Singleton Hill May 2026

from Thu-May-14-2026-08-00-AM to Tue-Jun-02-2026-04-59-PM

	25/05/2026	to	31/05/2026							
	Monday	Tuesday	Wednesday	Thursday	Friday	Saturday	Sunday	Week	Weekend	Week Day 85%
Hour	25/05/2026	26/05/2026	27/05/2026	28/05/2026	29/05/2026	30/05/2026	31/05/2026	Day Avg	Avg	Avg Speed
0 - 1	30.71	29.47	34.18	30.44	29.52	28.8	30	30.72	29.35	37.4
1 - 2	29.5	29.62	30.33	30.75	27.11	32.74	29.94	29.43	31.46	37.5
2 - 3	27	27	32	31.56	28	29.5	31.47	29.65	30.84	35
3 - 4	39.5	35.75	35	32	27.33	30.44	33.25	34.44	31.31	39
4 - 5	33.25	35.12	33.88	33.67	32	36.17	35.5	33.92	35.83	39
5 - 6	34	23.11	29.36	30.67	32.8	24.14	35.33	30.05	29.31	36.92
6 - 7	29.67	28.17	29.6	27.58	28.61	29.62	30.15	28.65	29.86	35.56
7 - 8	27.91	26.74	28.36	29.11	29.13	28.54	25.2	28.26	27.25	34.52
8 - 9	27.68	27.41	28.24	25.44	27.12	28.13	27.71	27.02	27.99	33.84
9 - 10	28.23	27.78	28.21	27.87	26.8	27.51	28.46	27.77	27.84	33.82
10 - 11	29.8	28.03	28.71	28.03	28.19	27.73	29.37	28.6	28.36	34.54
11 - 12	27.91	28.53	28.08	27.15	28.98	28.99	28.67	28.11	28.84	33.94
12 - 13	28.12	29.23	29.47	26.9	27.78	27.71	28.31	28.24	27.99	34.26
13 - 14	29.73	28.22	28.87	29.56	27.55	28.53	28.92	28.74	28.72	34.56
14 - 15	29.26	28.01	27.81	28.5	27.89	28.17	29.58	28.26	28.91	34.3
15 - 16	29.51	28.92	29.8	26.53	28.69	29.52	29.94	28.56	29.7	34.34
16 - 17	29.97	28.97	28.54	26.26	29.09	29.25	29.11	28.32	29.2	34.1
17 - 18	29.28	28.71	28.98	28.42	28.29	28.44	28.51	28.68	28.47	34.1
18 - 19	29.34	28.49	28.9	28.24	28.58	29.4	29.03	28.66	29.22	34.34
19 - 20	29.12	29.58	28.25	28.84	29.05	28.38	28.05	28.95	28.22	34.5
20 - 21	29.34	27.69	28.25	28.48	28.23	26.61	28.68	28.36	27.64	33.98
21 - 22	27.69	27.81	27.36	27.86	26.09	26.84	28.33	27.36	27.44	33.02
22 - 23	28.94	29.27	28.32	27.95	29.13	27.64	0	28.69	27.64	35.32
23 - 24	29.35	27.3	26.81	29.19	30.17	28.96	0	28.77	28.96	35.02
Totals	29.1	28.5	28.7	27.8	28.3	28.4	28.9			
% of Total	14.57%	14.27%	14.37%	13.92%	14.17%	14.22%	14.47%			

Incoming Weekly Speeds
202605 Singleton Hill May 2026

from Thu-May-14-2026-08-00-AM to Tue-Jun-02-2026-04-59-PM

	01/06/2026	to	07/06/2026							
	Monday	Tuesday	Wednesday	Thursday	Friday	Saturday	Sunday	Week	Weekend	Week Day 85%
Hour	01/06/2026	02/06/2026	03/06/2026	04/06/2026	05/06/2026	06/06/2026	07/06/2026	Day Avg	Avg	Avg Speed
0 - 1	0	0	*	*	*	*	*	*	*	0
1 - 2	0	0	*	*	*	*	*	*	*	0
2 - 3	0	0	*	*	*	*	*	*	*	0
3 - 4	0	0	*	*	*	*	*	*	*	0
4 - 5	0	0	*	*	*	*	*	*	*	0
5 - 6	0	0	*	*	*	*	*	*	*	0
6 - 7	0	0	*	*	*	*	*	*	*	0
7 - 8	0	0	*	*	*	*	*	*	*	0
8 - 9	0	0	*	*	*	*	*	*	*	0
9 - 10	0	0	*	*	*	*	*	*	*	0
10 - 11	0	0	*	*	*	*	*	*	*	0
11 - 12	0	0	*	*	*	*	*	*	*	0
12 - 13	0	0	*	*	*	*	*	*	*	0
13 - 14	0	0	*	*	*	*	*	*	*	0
14 - 15	0	0	*	*	*	*	*	*	*	0
15 - 16	0	0	*	*	*	*	*	*	*	0
16 - 17	0	0	*	*	*	*	*	*	*	0
17 - 18	0	*	*	*	*	*	*	*	*	0
18 - 19	0	*	*	*	*	*	*	*	*	0
19 - 20	0	*	*	*	*	*	*	*	*	0
20 - 21	0	*	*	*	*	*	*	*	*	0
21 - 22	0	*	*	*	*	*	*	*	*	0
22 - 23	0	*	*	*	*	*	*	*	*	0
23 - 24	0	*	*	*	*	*	*	*	*	0
Totals	0	0	0	0	0	0	0			
% of Total	0%	0%	0%	0%	0%	0%	0%			

Incoming Monthly Speeds
202605 Singleton Hill May 2026

from Thu-May-14-2026-08-00-AM to Tue-Jun-02-2026-04-59-PM

	May 2026							Week	Weekend	Week Day 85%
Hour	Monday	Tuesday	Wednesday	Thursday	Friday	Saturday	Sunday	Day Avg	Avg	Avg Speed
0 - 1	31.34	31.59	33.63	29.7	29.25	28.36	29.4	30.75	28.82	38.8
1 - 2	28.25	30.13	31.86	30.85	30.92	31.49	28.85	30.76	30.04	37.44
2 - 3	25.57	26	32.71	30.83	28.33	30.95	31.37	29.02	31.23	34.92
3 - 4	36.29	33.82	35.12	33.45	30.25	31.81	32	33.71	31.89	40.66
4 - 5	33	33.92	31.23	34.5	38.25	34.16	36.11	33.89	35.11	39.46
5 - 6	31.75	26.36	30.08	30.7	30.3	27.48	32.33	29.9	29.39	39.28
6 - 7	27.6	28.66	29.15	28.26	28.72	29.65	27.45	28.54	28.74	35.62
7 - 8	27.84	27.14	26.6	28.33	27.13	29.15	26.05	27.37	27.77	34.06
8 - 9	27.18	27.61	27.41	26.69	27.33	27.87	27.23	27.21	27.66	33.3
9 - 10	28.47	28.08	27.08	28.03	26.97	27.39	28.44	27.7	27.77	33.66
10 - 11	29.28	27.95	28.14	27.63	28.42	27.76	28.4	28.26	28.04	34.24
11 - 12	27.65	28.47	27.52	27.76	28.31	28.57	28.83	27.96	28.69	33.76
12 - 13	27.63	28.35	28.71	26.33	28.07	28.17	28.29	27.69	28.23	33.92
13 - 14	28.92	28.06	28.54	28.46	27.36	28.7	28.84	28.15	28.76	34.24
14 - 15	28.74	27.76	28.36	28.4	27.84	28.37	28.86	28.19	28.61	34.02
15 - 16	28.11	28.17	27.57	27.19	27.62	28.79	29.57	27.65	29.16	33.52
16 - 17	28.98	28.7	27.66	27.52	28.45	28.99	28.88	28.16	28.95	33.94
17 - 18	28.2	28.38	28.54	28.18	28.56	28.56	29.08	28.38	28.78	33.74
18 - 19	28.9	28.53	28.31	28.34	28.12	28.9	28.75	28.38	28.83	33.96
19 - 20	28.92	28.98	27.98	28.76	28.73	28.27	28.21	28.67	28.24	34.14
20 - 21	28.77	27.85	28.62	28.45	27.85	27.9	28.52	28.26	28.2	34
21 - 22	27.87	27.46	27.64	27.66	27.08	27.53	28.38	27.49	27.88	33.28
22 - 23	29.47	28.84	28.27	28.23	28.77	28.84	28.05	28.63	28.63	35.12
23 - 24	29.56	28.6	28.09	29.83	29.78	28.91	29.58	29.37	29.1	35.34
Totals	28.5	28.3	28.1	27.9	28.1	28.5	28.7			
% of Total	14.39%	14.29%	14.18%	14.08%	14.18%	14.39%	14.49%			

Incoming Monthly Speeds
202605 Singleton Hill May 2026

from Thu-May-14-2026-08-00-AM to Tue-Jun-02-2026-04-59-PM

Hour	Jun 2026							Week Day Avg	Weekend Avg	Week Day 85% Avg Speed
	Monday	Tuesday	Wednesday	Thursday	Friday	Saturday	Sunday			
0 - 1	0	0	*	*	*	*	*	*	*	0
1 - 2	0	0	*	*	*	*	*	*	*	0
2 - 3	0	0	*	*	*	*	*	*	*	0
3 - 4	0	0	*	*	*	*	*	*	*	0
4 - 5	0	0	*	*	*	*	*	*	*	0
5 - 6	0	0	*	*	*	*	*	*	*	0
6 - 7	0	0	*	*	*	*	*	*	*	0
7 - 8	0	0	*	*	*	*	*	*	*	0
8 - 9	0	0	*	*	*	*	*	*	*	0
9 - 10	0	0	*	*	*	*	*	*	*	0
10 - 11	0	0	*	*	*	*	*	*	*	0
11 - 12	0	0	*	*	*	*	*	*	*	0
12 - 13	0	0	*	*	*	*	*	*	*	0
13 - 14	0	0	*	*	*	*	*	*	*	0
14 - 15	0	0	*	*	*	*	*	*	*	0
15 - 16	0	0	*	*	*	*	*	*	*	0
16 - 17	0	0	*	*	*	*	*	*	*	0
17 - 18	0	*	*	*	*	*	*	*	*	0
18 - 19	0	*	*	*	*	*	*	*	*	0
19 - 20	0	*	*	*	*	*	*	*	*	0
20 - 21	0	*	*	*	*	*	*	*	*	0
21 - 22	0	*	*	*	*	*	*	*	*	0
22 - 23	0	*	*	*	*	*	*	*	*	0
23 - 24	0	*	*	*	*	*	*	*	*	0
Totals	0	0	0	0	0	0	0			
% of Total	0%	0%	0%	0%	0%	0%	0%			

Incoming Weekly EightyFifthSpeeds
202605 Singleton Hill May 2026

from Thu-May-14-2026-08-00-AM to Tue-Jun-02-2026-04-59-PM

	11/05/2026	to	17/05/2026							
	Monday	Tuesday	Wednesday	Thursday	Friday	Saturday	Sunday	Week	Weekend	Week Day 85%
Hour	11/05/2026	12/05/2026	13/05/2026	14/05/2026	15/05/2026	16/05/2026	17/05/2026	Day Avg	Avg	Avg Speed
0 - 1	*	*	*	*	40	35.8	35	40	35.4	40
1 - 2	*	*	*	*	35	37.5	38.3	35	37.9	35
2 - 3	*	*	*	*	30	35	40	30	37.5	30
3 - 4	*	*	*	*	40	37.5	40	40	38.75	40
4 - 5	*	*	*	*	55	33.3	40	55	36.65	55
5 - 6	*	*	*	*	38	40	35	38	37.5	38
6 - 7	*	*	*	*	39.4	37	34	39.4	35.5	39.4
7 - 8	*	*	*	*	33.6	36.7	37	33.6	36.85	33.6
8 - 9	*	*	*	32.1	33.1	34.4	35	32.6	34.7	32.6
9 - 10	*	*	*	33.8	31.4	34	33.9	32.6	33.95	32.6
10 - 11	*	*	*	33.7	34.3	33.4	33.5	34	33.45	34
11 - 12	*	*	*	34.2	34	34.2	34	34.1	34.1	34.1
12 - 13	*	*	*	33.6	34.4	33.7	34	34	33.85	34
13 - 14	*	*	*	34.9	34.2	33.4	34.3	34.55	33.85	34.55
14 - 15	*	*	*	34.2	33.2	33.9	33.3	33.7	33.6	33.7
15 - 16	*	*	*	33.1	32.9	33.6	34.5	33	34.05	33
16 - 17	*	*	*	33.3	33.6	34.3	33.5	33.45	33.9	33.45
17 - 18	*	*	*	33.7	33.3	34.1	34.4	33.5	34.25	33.5
18 - 19	*	*	*	33.5	33.4	34.2	34.1	33.45	34.15	33.45
19 - 20	*	*	*	35.8	33.7	33.7	34.8	34.75	34.25	34.75
20 - 21	*	*	*	34.2	34.1	34	33.2	34.15	33.6	34.15
21 - 22	*	*	*	33	33.5	33.5	35.6	33.25	34.55	33.25
22 - 23	*	*	*	34.5	34.3	35.6	34	34.4	34.8	34.4
23 - 24	*	*	*	36.2	34.3	34.5	42.5	35.25	38.5	35.25
Totals	0	0	0	543.8	848.7	837.3	853.9			
% of Total	0%	0%	0%	17.63%	27.52%	27.15%	27.69%			

Incoming Weekly EightyFifthSpeeds
202605 Singleton Hill May 2026

from Thu-May-14-2026-08-00-AM to Tue-Jun-02-2026-04-59-PM

	18/05/2026	to	24/05/2026							
	Monday	Tuesday	Wednesday	Thursday	Friday	Saturday	Sunday	Week	Weekend	Week Day 85%
Hour	18/05/2026	19/05/2026	20/05/2026	21/05/2026	22/05/2026	23/05/2026	24/05/2026	Day Avg	Avg	Avg Speed
0 - 1	40	39	40	35	30	33.6	40	36.8	36.8	36.8
1 - 2	30	35	40	35	40	37.5	33.3	36	35.4	36
2 - 3	30	30	37.5	40	40	45	37.5	35.5	41.25	35.5
3 - 4	40	40	40	38.3	40	40	35	39.66	37.5	39.66
4 - 5	35	37.5	35	45	42.5	43.3	45	39	44.15	39
5 - 6	35	40	41.7	40	40	38.3	35	39.34	36.65	39.34
6 - 7	34.3	35.8	36.7	34.7	34.3	42.5	32.5	35.16	37.5	35.16
7 - 8	34.8	33.9	32.5	34.1	33.5	35	34.2	33.76	34.6	33.76
8 - 9	33.6	33.3	33.1	32.9	32.4	34.1	36.4	33.06	35.25	33.06
9 - 10	34.2	33.9	31.7	34.3	33.8	33.5	36.4	33.58	34.95	33.58
10 - 11	33.8	33.5	34.4	33.5	34	33.4	34.3	33.84	33.85	33.84
11 - 12	33.5	33.9	32.6	33.8	33.7	33.9	34.5	33.5	34.2	33.5
12 - 13	32.5	33.4	34	33.4	33.9	33.9	33.7	33.44	33.8	33.44
13 - 14	33.9	34.3	34.3	33.8	32	34.9	34.5	33.66	34.7	33.66
14 - 15	33.9	33.3	34.3	33.8	34.3	34.5	34.4	33.92	34.45	33.92
15 - 16	32.8	33.1	31.4	33.3	32.7	34.2	36	32.66	35.1	32.66
16 - 17	34.1	34.2	32.8	34.2	33.9	35.4	35.2	33.84	35.3	33.84
17 - 18	33.2	33.3	33.7	33.7	34.3	34.1	37.2	33.64	35.65	33.64
18 - 19	33.9	34.3	33.1	33.8	33.8	34	34.1	33.78	34.05	33.78
19 - 20	33.7	33.9	34	33.7	33.9	33.7	33.5	33.84	33.6	33.84
20 - 21	33.9	34	34.4	33.8	32.9	34.1	35	33.8	34.55	33.8
21 - 22	33.9	32.6	34	33.3	33.2	34.5	33.3	33.4	33.9	33.4
22 - 23	37.2	34.4	33.5	34.3	34.4	34.8	35.6	34.76	35.2	34.76
23 - 24	37	38.3	34.4	36	35	34.3	33.6	36.14	33.95	36.14
Totals	824.2	834.9	839.1	843.7	838.5	862.5	850.2			
% of Total	13.99%	14.17%	14.24%	14.32%	14.23%	14.64%	14.43%			

Incoming Weekly EightyFifthSpeeds
202605 Singleton Hill May 2026

from Thu-May-14-2026-08-00-AM to Tue-Jun-02-2026-04-59-PM

	25/05/2026	to	31/05/2026							
	Monday	Tuesday	Wednesday	Thursday	Friday	Saturday	Sunday	Week	Weekend	Week Day 85%
Hour	25/05/2026	26/05/2026	27/05/2026	28/05/2026	29/05/2026	30/05/2026	31/05/2026	Day Avg	Avg	Avg Speed
0 - 1	37.5	34	42.5	38	35	36.2	37.5	37.4	36.85	37.4
1 - 2	35	40	40	37.5	35	38.8	35	37.5	36.9	37.5
2 - 3	30	30	40	40	35	40	38.3	35	39.15	35
3 - 4	45	45	40	35	30	37.5	35	39	36.25	39
4 - 5	35	40	40	40	40	45	42.5	39	43.75	39
5 - 6	35	30	38.3	38.8	42.5	33.3	40	36.92	36.65	36.92
6 - 7	35	35	36.7	34.4	36.7	34.5	39.2	35.56	36.85	35.56
7 - 8	34.4	33.7	34.1	35.6	34.8	36	33.9	34.52	34.95	34.52
8 - 9	34.7	34.2	34.7	31.5	34.1	34.6	34.5	33.84	34.55	33.84
9 - 10	35.6	33.6	34	33.8	32.1	33.5	34.5	33.82	34	33.82
10 - 11	34.9	34.6	35.3	33.9	34	33.7	35	34.54	34.35	34.54
11 - 12	33.7	34.3	34.3	32.8	34.6	34.6	34.4	33.94	34.5	33.94
12 - 13	34	35.5	34.8	33.4	33.6	33.2	33.6	34.26	33.4	34.26
13 - 14	35.2	34.1	34.3	35.9	33.3	34.5	34.1	34.56	34.3	34.56
14 - 15	34.6	33.8	34	35.2	33.9	33.9	34.7	34.3	34.3	34.3
15 - 16	35.2	34.3	35.6	32.4	34.2	34.9	34.7	34.34	34.8	34.34
16 - 17	35.3	34.3	34.1	31.9	34.9	34.8	34.1	34.1	34.45	34.1
17 - 18	34.5	34.2	34.1	33.8	33.9	34.4	34.4	34.1	34.4	34.1
18 - 19	35.8	34	34.2	33.7	34	34.5	34.6	34.34	34.55	34.34
19 - 20	34.1	35.9	33.7	34.1	34.7	33.7	34.3	34.5	34	34.5
20 - 21	34.2	34.1	34.1	34.3	33.2	32.8	34.2	33.98	33.5	33.98
21 - 22	33.5	33.6	33	33.5	31.5	32.9	33.8	33.02	33.35	33.02
22 - 23	35	38.1	34.4	34.3	34.8	33.3	0	35.32	33.3	35.32
23 - 24	34.6	33.3	35	36.2	36	34.2	0	35.02	34.2	35.02
Totals	841.8	839.6	861.2	840	831.8	844.8	782.3			
% of Total	14.41%	14.37%	14.74%	14.38%	14.24%	14.46%	13.39%			

Incoming Weekly EightyFifthSpeeds
202605 Singleton Hill May 2026

from Thu-May-14-2026-08-00-AM to Tue-Jun-02-2026-04-59-PM

	01/06/2026	to	07/06/2026							
	Monday	Tuesday	Wednesday	Thursday	Friday	Saturday	Sunday	Week	Weekend	Week Day 85%
Hour	01/06/2026	02/06/2026	03/06/2026	04/06/2026	05/06/2026	06/06/2026	07/06/2026	Day Avg	Avg	Avg Speed
0 - 1	0	0	*	*	*	*	*	0	0	0
1 - 2	0	0	*	*	*	*	*	0	0	0
2 - 3	0	0	*	*	*	*	*	0	0	0
3 - 4	0	0	*	*	*	*	*	0	0	0
4 - 5	0	0	*	*	*	*	*	0	0	0
5 - 6	0	0	*	*	*	*	*	0	0	0
6 - 7	0	0	*	*	*	*	*	0	0	0
7 - 8	0	0	*	*	*	*	*	0	0	0
8 - 9	0	0	*	*	*	*	*	0	0	0
9 - 10	0	0	*	*	*	*	*	0	0	0
10 - 11	0	0	*	*	*	*	*	0	0	0
11 - 12	0	0	*	*	*	*	*	0	0	0
12 - 13	0	0	*	*	*	*	*	0	0	0
13 - 14	0	0	*	*	*	*	*	0	0	0
14 - 15	0	0	*	*	*	*	*	0	0	0
15 - 16	0	0	*	*	*	*	*	0	0	0
16 - 17	0	0	*	*	*	*	*	0	0	0
17 - 18	0	*	*	*	*	*	*	0	0	0
18 - 19	0	*	*	*	*	*	*	0	0	0
19 - 20	0	*	*	*	*	*	*	0	0	0
20 - 21	0	*	*	*	*	*	*	0	0	0
21 - 22	0	*	*	*	*	*	*	0	0	0
22 - 23	0	*	*	*	*	*	*	0	0	0
23 - 24	0	*	*	*	*	*	*	0	0	0
Totals	0	0	0	0	0	0	0			
% of Total	0%	0%	0%	0%	0%	0%	0%			

Incoming Monthly EightyFifthSpeeds
 202605 Singleton Hill May 2026

from Thu-May-14-2026-08-00-AM to Tue-Jun-02-2026-04-59-PM

Hour	May 2026							Week Day Avg	Weekend Avg	Week Day 85% Avg Speed
	Monday	Tuesday	Wednesday	Thursday	Friday	Saturday	Sunday			
0 - 1	38.6	39	43.3	36.9	36.2	34.8	36.4	38.8	35.6	38.8
1 - 2	35	37.5	40	36.7	38	38	35.6	37.44	36.8	37.44
2 - 3	30	30	38.3	38.8	37.5	40	38.9	34.92	39.45	34.92
3 - 4	45	42.5	40	38.3	37.5	38	37.5	40.66	37.75	40.66
4 - 5	35	38.3	39	40	45	42.5	42.5	39.46	42.5	39.46
5 - 6	37.5	40	40	39.3	39.6	38	40	39.28	39	39.28
6 - 7	34.5	35.5	36.7	34.6	36.8	38.5	36.2	35.62	37.35	35.62
7 - 8	34.6	33.8	33.5	34.4	34	35.9	34.6	34.06	35.25	34.06
8 - 9	33.8	33.6	33.7	32.4	33	34.5	35.3	33.3	34.9	33.3
9 - 10	34.7	33.8	33	34	32.8	33.7	34.8	33.66	34.25	33.66
10 - 11	34.5	34.1	34.7	33.8	34.1	33.5	34.4	34.24	33.95	34.24
11 - 12	33.6	34.1	33.4	33.6	34.1	34.2	34.3	33.76	34.25	33.76
12 - 13	33.4	34.4	34.4	33.4	34	33.6	33.8	33.92	33.7	33.92
13 - 14	34.6	34.2	34.3	34.8	33.3	34.3	34.3	34.24	34.3	34.24
14 - 15	34.2	33.6	34.1	34.4	33.8	34.1	34.2	34.02	34.15	34.02
15 - 16	33.9	33.7	33.8	33	33.2	34.3	34.9	33.52	34.6	33.52
16 - 17	34.5	34.3	33.5	33.3	34.1	34.7	34.2	33.94	34.45	33.94
17 - 18	33.6	33.7	33.9	33.7	33.8	34.2	34.9	33.74	34.55	33.74
18 - 19	34.4	34.2	33.7	33.7	33.8	34.2	34.2	33.96	34.2	33.96
19 - 20	33.8	34.6	33.8	34.4	34.1	33.7	34.3	34.14	34	34.14
20 - 21	34.1	34.1	34.3	34.1	33.4	33.8	34.2	34	34	34
21 - 22	33.7	33.1	33.4	33.3	32.9	33.6	34.1	33.28	33.85	33.28
22 - 23	36.7	36	34	34.4	34.5	34.5	34.4	35.12	34.45	35.12
23 - 24	36.1	35	34.4	36.2	35	34.5	36	35.34	35.25	35.34

Hour	Jun 2026							Week Day Avg	Weekend Avg	Week Day 85% Avg Speed
	Monday	Tuesday	Wednesday	Thursday	Friday	Saturday	Sunday			
0 - 1	0	0	*	*	*	*	*	0	0	0
1 - 2	0	0	*	*	*	*	*	0	0	0
2 - 3	0	0	*	*	*	*	*	0	0	0
3 - 4	0	0	*	*	*	*	*	0	0	0
4 - 5	0	0	*	*	*	*	*	0	0	0
5 - 6	0	0	*	*	*	*	*	0	0	0
6 - 7	0	0	*	*	*	*	*	0	0	0
7 - 8	0	0	*	*	*	*	*	0	0	0
8 - 9	0	0	*	*	*	*	*	0	0	0
9 - 10	0	0	*	*	*	*	*	0	0	0
10 - 11	0	0	*	*	*	*	*	0	0	0
11 - 12	0	0	*	*	*	*	*	0	0	0
12 - 13	0	0	*	*	*	*	*	0	0	0
13 - 14	0	0	*	*	*	*	*	0	0	0
14 - 15	0	0	*	*	*	*	*	0	0	0
15 - 16	0	0	*	*	*	*	*	0	0	0
16 - 17	0	0	*	*	*	*	*	0	0	0
17 - 18	0	*	*	*	*	*	*	0	0	0
18 - 19	0	*	*	*	*	*	*	0	0	0
19 - 20	0	*	*	*	*	*	*	0	0	0
20 - 21	0	*	*	*	*	*	*	0	0	0
21 - 22	0	*	*	*	*	*	*	0	0	0
22 - 23	0	*	*	*	*	*	*	0	0	0
23 - 24	0	*	*	*	*	*	*	0	0	0

Summary of Violators

202605 Singleton Hill May 2026

from Thu-May-14-2026-08-00-AM to Tue-Jun-02-2026-04-59-PM

Starting Hour	Count	Average Speed of all Traffic	Violator Counts	Average Speed of Violators
00:00:00	0	N/A	N/A	N/A
01:00:00	0	N/A	N/A	N/A
02:00:00	0	N/A	N/A	N/A
03:00:00	0	N/A	N/A	N/A
04:00:00	0	N/A	N/A	N/A
05:00:00	0	N/A	N/A	N/A
06:00:00	0	N/A	N/A	N/A
07:00:00	0	N/A	N/A	N/A
08:00:00	112	26.8	4	37.5
09:00:00	149	27.9	11	37.5
10:00:00	131	27.8	11	39.8
11:00:00	164	28.5	18	38.9
12:00:00	189	24.3	18	39.2
13:00:00	168	28.8	24	39
14:00:00	174	28.7	18	37.5
15:00:00	331	27.5	22	38
16:00:00	369	27.5	26	39
17:00:00	409	28.2	32	38
18:00:00	290	28.5	26	38.7
19:00:00	233	28.9	33	38.3
20:00:00	200	29	24	39.6
21:00:00	133	27.9	7	38.9
22:00:00	63	29.1	9	41.9
23:00:00	25	30.3	4	38.8
00:00:00	19	32	6	40.8
01:00:00	12	32.1	2	42.5
02:00:00	2	25	0	0
03:00:00	3	32.5	1	37.5
04:00:00	1	52.5	1	52.5
05:00:00	10	27.5	3	37.5
06:00:00	36	29.9	12	38.8
07:00:00	102	27.5	14	38.9
08:00:00	256	27.5	13	38.7
09:00:00	157	26.6	8	39.4
10:00:00	139	28.2	13	37.9
11:00:00	142	28.2	15	38.5
12:00:00	210	28.5	25	38.5
13:00:00	214	28.6	23	38.6
14:00:00	185	27.8	13	37.5
15:00:00	311	27.5	20	38
16:00:00	329	27.7	28	38.2
17:00:00	403	28.3	23	39.2
18:00:00	305	27.8	25	38.9
19:00:00	254	28.4	18	38.9
20:00:00	193	27.9	22	38.6
21:00:00	135	27.7	14	37.9
22:00:00	86	27.7	9	41.4
23:00:00	50	30.5	7	41.8

Summary of Violators
202605 Singleton Hill May 2026

from Thu-May-14-2026-08-00-AM to Tue-Jun-02-2026-04-59-PM

00:00:00	36	28.1	6	37.5
01:00:00	13	29.8	3	37.5
02:00:00	8	31.9	2	37.5
03:00:00	5	33.5	2	37.5
04:00:00	6	30	0	0
05:00:00	6	32.5	3	42.5
06:00:00	24	27.5	5	39.5
07:00:00	41	29.5	8	38.1
08:00:00	73	28.9	11	38
09:00:00	136	27.4	12	39.2
10:00:00	180	27.7	15	38.5
11:00:00	250	28.3	27	38.4
12:00:00	225	28.7	20	39.5
13:00:00	253	28	16	37.8
14:00:00	239	28.4	27	39
15:00:00	228	27.9	14	38.6
16:00:00	234	29.1	27	39.2
17:00:00	221	28.6	18	38.6
18:00:00	206	28.8	20	38.5
19:00:00	189	28.6	17	39
20:00:00	160	27.8	16	40.3
21:00:00	129	27.8	10	41.5
22:00:00	80	30.4	14	40.4
23:00:00	65	28.7	8	40.6
00:00:00	33	28.6	5	41.5
01:00:00	14	29.6	4	38.8
02:00:00	12	32.5	4	43.8
03:00:00	8	31.3	2	40
04:00:00	3	37.5	3	37.5
05:00:00	5	34.5	2	47.5
06:00:00	17	27.2	2	37.5
07:00:00	35	26.4	6	40.8
08:00:00	46	26.6	8	37.5
09:00:00	71	27	6	38.3
10:00:00	147	27.7	14	37.9
11:00:00	213	28.6	18	39.2
12:00:00	236	28.5	26	39
13:00:00	209	28.5	22	38.2
14:00:00	212	27.8	16	39.1
15:00:00	216	28.9	24	39.2
16:00:00	205	28.2	16	37.8
17:00:00	149	28.7	13	39.8
18:00:00	182	29	18	38.1
19:00:00	163	29.4	25	40.1
20:00:00	122	27.7	9	38.1
21:00:00	82	28.8	12	39.6
22:00:00	39	27.8	4	40
23:00:00	30	32.2	9	41.9
00:00:00	12	32.9	4	41.3

Summary of Violators
 202605 Singleton Hill May 2026

from Thu-May-14-2026-08-00-AM to Tue-Jun-02-2026-04-59-PM

01:00:00	2	32.5	1	37.5
02:00:00	3	22.5	0	0
03:00:00	3	32.5	1	37.5
04:00:00	1	32.5	0	0
05:00:00	11	31.1	2	37.5
06:00:00	33	26.1	3	44.2
07:00:00	104	28.1	16	38.8
08:00:00	272	27.2	24	38.3
09:00:00	168	28.8	19	38.8
10:00:00	129	28.4	9	38.6
11:00:00	157	27.3	13	39
12:00:00	149	27.5	11	38.4
13:00:00	172	27.9	16	40.3
14:00:00	190	28.6	17	38.7
15:00:00	311	27.5	20	38.3
16:00:00	325	28.4	35	38.6
17:00:00	371	27.7	17	38.1
18:00:00	333	28.7	26	38.5
19:00:00	213	28.7	14	39.3
20:00:00	145	28.7	18	38.9
21:00:00	121	28.1	12	38.3
22:00:00	46	30.2	10	38.5
23:00:00	30	29.8	7	38.2
00:00:00	12	35	7	39.6
01:00:00	8	31.3	1	37.5
02:00:00	3	25.8	1	37.5
03:00:00	3	29.2	1	37.5
04:00:00	6	31.7	2	37.5
05:00:00	11	29.8	3	40.8
06:00:00	44	28.9	6	41.7
07:00:00	120	28	13	37.5
08:00:00	255	27.5	16	37.8
09:00:00	124	28.3	9	38.1
10:00:00	120	28.5	10	39.5
11:00:00	155	28.4	11	38.9
12:00:00	162	27.8	12	38.3
13:00:00	150	27.6	17	38.7
14:00:00	158	28.2	12	39.6
15:00:00	291	27.5	20	38.3
16:00:00	350	28.6	36	37.6
17:00:00	382	28.2	24	37.7
18:00:00	307	28.2	31	38.6
19:00:00	222	28.7	21	39.6
20:00:00	169	28.1	16	38.4
21:00:00	123	27.2	9	38.6
22:00:00	83	28.4	9	38.6
23:00:00	35	30.8	7	41.1
00:00:00	11	33	3	42.5
01:00:00	15	33.5	6	40

Summary of Violators
 202605 Singleton Hill May 2026

from Thu-May-14-2026-08-00-AM to Tue-Jun-02-2026-04-59-PM

02:00:00	4	33.8	2	37.5
03:00:00	3	35.8	2	37.5
04:00:00	5	27.5	1	37.5
05:00:00	11	31.1	5	39.5
06:00:00	39	29.3	9	39.2
07:00:00	100	25.9	7	37.5
08:00:00	230	27	16	37.5
09:00:00	134	26.1	5	38.5
10:00:00	125	27.6	13	39.8
11:00:00	164	26.9	8	39.4
12:00:00	198	28.4	19	38.3
13:00:00	181	28.1	21	38.5
14:00:00	175	28.6	16	39.1
15:00:00	292	26.6	19	38
16:00:00	328	26.8	16	38.8
17:00:00	379	28.2	28	38.2
18:00:00	352	27.8	23	37.9
19:00:00	254	27.9	31	38.5
20:00:00	176	29	20	39
21:00:00	118	28.2	13	39.4
22:00:00	58	28.3	3	42.5
23:00:00	34	29.9	3	44.2
00:00:00	19	29.1	3	37.5
01:00:00	5	31.5	1	37.5
02:00:00	3	29.2	1	37.5
03:00:00	5	35.5	3	37.5
04:00:00	3	35.8	1	42.5
05:00:00	14	32.1	5	42.5
06:00:00	51	29	7	38.2
07:00:00	119	28.3	13	39
08:00:00	238	27.3	14	38.9
09:00:00	168	28	17	38.4
10:00:00	127	27.5	11	37.5
11:00:00	127	28.1	14	38.2
12:00:00	203	27.8	14	39.3
13:00:00	160	27.5	14	37.9
14:00:00	175	27.3	14	38.6
15:00:00	286	27.4	19	38.6
16:00:00	339	28.8	42	39.2
17:00:00	398	28.2	29	38
18:00:00	349	28.6	26	38.7
19:00:00	245	28.2	21	39.6
20:00:00	183	28.3	16	40.6
21:00:00	116	27.6	12	38.8
22:00:00	95	28.3	12	39.6
23:00:00	34	30.1	6	40
00:00:00	17	27.8	1	47.5
01:00:00	7	32.5	4	38.8
02:00:00	5	30.5	2	40

Summary of Violators
 202605 Singleton Hill May 2026

from Thu-May-14-2026-08-00-AM to Tue-Jun-02-2026-04-59-PM

03:00:00	2	32.5	1	37.5
04:00:00	4	40	4	40
05:00:00	10	32.5	3	40.8
06:00:00	46	27.4	5	38.5
07:00:00	91	26.6	9	38.1
08:00:00	240	26.8	12	39.2
09:00:00	176	28.1	13	38.3
10:00:00	150	28.3	15	37.5
11:00:00	195	28.2	19	38
12:00:00	227	27.8	22	38.4
13:00:00	219	26.7	12	38.8
14:00:00	234	27.7	23	38.4
15:00:00	342	27.3	20	37.8
16:00:00	335	28.7	29	39.7
17:00:00	367	28.8	39	38.3
18:00:00	346	28.3	31	38
19:00:00	231	28.6	24	39.2
20:00:00	173	27.7	12	39.2
21:00:00	156	27.8	11	39.3
22:00:00	96	28.6	10	39.5
23:00:00	59	30	11	40.2
00:00:00	46	28.7	3	37.5
01:00:00	19	31.7	4	46.3
02:00:00	8	32.5	2	47.5
03:00:00	6	32.5	1	42.5
04:00:00	6	36.7	3	40.8
05:00:00	9	33.1	4	38.8
06:00:00	22	31.8	8	43.1
07:00:00	44	29.7	7	39.6
08:00:00	94	28.1	9	38.6
09:00:00	152	27.7	17	39
10:00:00	204	27.7	13	37.9
11:00:00	248	28.4	24	39.2
12:00:00	239	28.3	19	37.8
13:00:00	220	29.8	33	39.3
14:00:00	206	28.7	25	39.1
15:00:00	188	28.8	19	37.8
16:00:00	212	29.3	36	39.4
17:00:00	192	28.2	19	39.9
18:00:00	218	28.7	20	38.5
19:00:00	194	28.5	19	41.4
20:00:00	147	28.8	16	39.4
21:00:00	128	28.2	15	38.2
22:00:00	89	29.5	14	40.4
23:00:00	56	29.2	6	39.2
00:00:00	26	30.8	4	41.3
01:00:00	31	28.3	4	42.5
02:00:00	11	31.6	3	37.5
03:00:00	9	30.8	2	37.5

Summary of Violators
 202605 Singleton Hill May 2026

from Thu-May-14-2026-08-00-AM to Tue-Jun-02-2026-04-59-PM

04:00:00	9	36.4	3	45.8
05:00:00	5	28.5	1	37.5
06:00:00	15	24.5	0	0
07:00:00	38	26.8	3	40.8
08:00:00	47	27.4	9	39.2
09:00:00	83	29.8	18	39.4
10:00:00	167	28.8	20	38.5
11:00:00	182	28.8	18	38.9
12:00:00	220	28.6	23	39
13:00:00	203	29.1	22	38.9
14:00:00	212	29.2	25	38.7
15:00:00	183	30.1	33	38
16:00:00	188	29.6	28	38.8
17:00:00	144	30	32	40.2
18:00:00	150	28.5	14	38.9
19:00:00	153	27.8	14	39.3
20:00:00	146	29.4	24	38.5
21:00:00	104	27.9	7	39.6
22:00:00	61	28.2	10	38.5
23:00:00	43	28	2	40
00:00:00	28	31.4	7	40.4
01:00:00	11	29.3	1	37.5
02:00:00	5	27.5	0	0
03:00:00	4	40	3	44.2
04:00:00	4	33.8	1	42.5
05:00:00	5	34.5	1	52.5
06:00:00	18	30	3	47.5
07:00:00	31	28.5	4	38.8
08:00:00	57	27.6	8	41.3
09:00:00	121	28.2	19	38.8
10:00:00	172	29.8	27	38.8
11:00:00	192	28.2	17	38.1
12:00:00	165	28.2	15	39.8
13:00:00	157	29.5	22	38
14:00:00	173	29.7	22	38.2
15:00:00	179	29.4	26	38.7
16:00:00	158	29.8	22	38.4
17:00:00	160	29.9	24	39.2
18:00:00	145	29.2	26	38.3
19:00:00	159	29.3	13	37.9
20:00:00	144	29.4	14	37.5
21:00:00	110	27.9	8	39.4
22:00:00	55	29.1	9	40.8
23:00:00	33	29.5	4	37.5
00:00:00	18	30	2	45
01:00:00	9	29.7	2	40
02:00:00	1	27.5	0	0
03:00:00	7	35.4	3	44.2
04:00:00	9	36.4	3	44.2

Summary of Violators
 202605 Singleton Hill May 2026

from Thu-May-14-2026-08-00-AM to Tue-Jun-02-2026-04-59-PM

05:00:00	6	25	1	42.5
06:00:00	34	27.8	5	37.5
07:00:00	78	26.6	7	37.5
08:00:00	97	27.8	11	38
09:00:00	127	28.1	10	39.5
10:00:00	153	27.9	19	39.6
11:00:00	165	29.2	21	38.7
12:00:00	168	28.7	25	38.3
13:00:00	156	28.5	16	39.1
14:00:00	203	28.3	17	38.4
15:00:00	208	28.8	21	38.9
16:00:00	260	29	28	38.8
17:00:00	336	28.9	32	38.4
18:00:00	263	28.4	27	38.8
19:00:00	204	29.8	35	39.2
20:00:00	178	27.8	20	38.5
21:00:00	139	27.7	11	38
22:00:00	58	29.2	14	41.1
23:00:00	40	28.3	5	40.5
00:00:00	22	33.4	8	43.1
01:00:00	9	30.8	3	39.2
02:00:00	3	32.5	1	37.5
03:00:00	5	35.5	3	39.2
04:00:00	7	34.6	5	38.5
05:00:00	8	32.5	3	39.2
06:00:00	34	28.7	6	37.5
07:00:00	78	29.2	9	40.3
08:00:00	102	28.2	11	38.9
09:00:00	112	28.3	14	38.6
10:00:00	140	29.2	22	38.9
11:00:00	151	28.2	18	38.1
12:00:00	164	29.4	22	39.8
13:00:00	194	28.9	21	39.4
14:00:00	191	27.8	18	39.7
15:00:00	188	29.8	30	38.8
16:00:00	264	29.2	28	38.6
17:00:00	375	28.8	30	38
18:00:00	289	28.8	32	38.3
19:00:00	213	28.5	21	39.6
20:00:00	167	28.2	16	38.1
21:00:00	122	27.5	7	38.2
22:00:00	88	27.7	7	37.5
23:00:00	42	29.2	9	39.2
00:00:00	27	29.7	7	41.1
01:00:00	8	31.3	2	37.5
02:00:00	8	32.5	4	38.8
03:00:00	4	30	0	0
04:00:00	5	34.5	3	39.2
05:00:00	13	31	4	41.3

Summary of Violators
 202605 Singleton Hill May 2026

from Thu-May-14-2026-08-00-AM to Tue-Jun-02-2026-04-59-PM

06:00:00	32	28	4	40
07:00:00	72	29.2	12	39.2
08:00:00	131	25.4	4	38.8
09:00:00	126	27.9	9	38.6
10:00:00	126	28.3	13	38.7
11:00:00	184	27.2	10	38.5
12:00:00	207	26.9	18	37.8
13:00:00	182	29.8	34	38.2
14:00:00	206	28.6	33	38.1
15:00:00	244	26.7	9	38.1
16:00:00	332	26.3	15	37.8
17:00:00	316	28.1	21	38.7
18:00:00	289	28.4	28	38.9
19:00:00	211	28.9	19	38.6
20:00:00	179	28.6	21	38.5
21:00:00	153	28.1	12	38.8
22:00:00	85	28	9	39.7
23:00:00	49	30.2	10	39.5
00:00:00	30	28.8	5	40.5
01:00:00	11	28	1	37.5
02:00:00	5	28.5	1	37.5
03:00:00	1	27.5	0	0
04:00:00	5	30.5	1	37.5
05:00:00	13	36.3	8	41.9
06:00:00	32	26.1	3	37.5
07:00:00	79	29.9	15	39.2
08:00:00	100	27.6	11	40.2
09:00:00	116	26.7	8	39.4
10:00:00	143	28.1	13	38.3
11:00:00	151	29.1	18	37.8
12:00:00	185	28.2	18	37.8
13:00:00	213	27.5	18	39.4
14:00:00	225	28.1	20	39
15:00:00	233	28.7	25	38.3
16:00:00	294	28.9	43	38.5
17:00:00	322	28.7	27	39.2
18:00:00	284	28.3	22	38.2
19:00:00	221	29.2	30	38.8
20:00:00	168	28.3	8	38.1
21:00:00	136	26.4	8	38.1
22:00:00	107	29.2	15	39.8
23:00:00	62	29.9	10	42.5
00:00:00	37	29.8	6	41.7
01:00:00	23	32.3	7	39.6
02:00:00	7	30.4	2	40
03:00:00	10	30.5	2	37.5
04:00:00	6	36.7	4	41.3
05:00:00	5	28.5	0	0
06:00:00	22	28.2	2	40

Summary of Violators
 202605 Singleton Hill May 2026

from Thu-May-14-2026-08-00-AM to Tue-Jun-02-2026-04-59-PM

07:00:00	57	29.3	10	39.5
08:00:00	87	28	11	38.9
09:00:00	151	28.1	17	40.4
10:00:00	209	27.4	16	37.8
11:00:00	225	29.1	28	39.5
12:00:00	246	27.7	15	37.8
13:00:00	210	28.8	27	39.4
14:00:00	200	28.2	18	38.6
15:00:00	255	29.4	33	38.1
16:00:00	249	29.3	33	40.2
17:00:00	203	28.8	27	38.4
18:00:00	182	29.6	21	39.9
19:00:00	154	28.1	12	39.2
20:00:00	122	27.5	9	40.3
21:00:00	126	26.6	9	38.6
22:00:00	114	27.2	8	39.4
23:00:00	56	29.3	6	37.5
00:00:00	34	30.7	8	38.8
01:00:00	17	30.1	2	37.5
02:00:00	17	31.9	5	43.5
03:00:00	3	34.2	1	37.5
04:00:00	7	35.4	3	40.8
05:00:00	5	36.5	2	47.5
06:00:00	14	29.6	5	39.5
07:00:00	40	26.6	6	37.5
08:00:00	43	29	6	39.2
09:00:00	84	27.9	10	39
10:00:00	124	29.4	18	37.8
11:00:00	200	29.1	27	38.8
12:00:00	220	28	14	38.2
13:00:00	204	29.1	20	39
14:00:00	215	29.5	27	38.2
15:00:00	185	30.1	24	39.6
16:00:00	191	29.1	18	38.9
17:00:00	162	28.7	19	38
18:00:00	148	29	16	38.4
19:00:00	135	28.4	16	38.1
20:00:00	131	28.5	15	39.8
21:00:00	93	28.8	10	39.5
22:00:00	0	N/A	N/A	N/A
23:00:00	0	N/A	N/A	N/A
00:00:00	0	N/A	N/A	N/A
01:00:00	0	N/A	N/A	N/A
02:00:00	0	N/A	N/A	N/A
03:00:00	0	N/A	N/A	N/A
04:00:00	0	N/A	N/A	N/A
05:00:00	0	N/A	N/A	N/A
06:00:00	0	N/A	N/A	N/A
07:00:00	0	N/A	N/A	N/A

Summary of Violators

202605 Singleton Hill May 2026

from Thu-May-14-2026-08-00-AM to Tue-Jun-02-2026-04-59-PM

08:00:00	0	N/A	N/A	N/A
09:00:00	0	N/A	N/A	N/A
10:00:00	0	N/A	N/A	N/A
11:00:00	0	N/A	N/A	N/A
12:00:00	0	N/A	N/A	N/A
13:00:00	0	N/A	N/A	N/A
14:00:00	0	N/A	N/A	N/A
15:00:00	0	N/A	N/A	N/A
16:00:00	0	N/A	N/A	N/A
17:00:00	0	N/A	N/A	N/A
18:00:00	0	N/A	N/A	N/A
19:00:00	0	N/A	N/A	N/A
20:00:00	0	N/A	N/A	N/A
21:00:00	0	N/A	N/A	N/A
22:00:00	0	N/A	N/A	N/A
23:00:00	0	N/A	N/A	N/A

Incoming Histogram

202605 Singleton Hill May 2026

from Thu-May-14-2026-08-00-AM to Tue-Jun-02-2026-04-59-PM

Date	Starting Hr:min	<15	15 to <20	20 to <25	25 to <30	30 to <35	35 to <40	40 to <45	45 to <50	50 to <55	55 to <60	60 to <65	65 to <70	70 to <75	75 to <80	80 to <85	85 to <90	90 to <95	95 to <100	100 to >105	Total Counts	Avg Speed (MPH)	85pct Speed	10MPH Pace	% in pace	# of Speeders	% Speeders
14/05/2026	00:00	*	*	*	*	*	*	*	*	*	*	*	*	*	*	*	*	*	*	*	*	*	*	*	*	*	*
14/05/2026	01:00	*	*	*	*	*	*	*	*	*	*	*	*	*	*	*	*	*	*	*	*	*	*	*	*	*	*
14/05/2026	02:00	*	*	*	*	*	*	*	*	*	*	*	*	*	*	*	*	*	*	*	*	*	*	*	*	*	*
14/05/2026	03:00	*	*	*	*	*	*	*	*	*	*	*	*	*	*	*	*	*	*	*	*	*	*	*	*	*	*
14/05/2026	04:00	*	*	*	*	*	*	*	*	*	*	*	*	*	*	*	*	*	*	*	*	*	*	*	*	*	*
14/05/2026	05:00	*	*	*	*	*	*	*	*	*	*	*	*	*	*	*	*	*	*	*	*	*	*	*	*	*	*
14/05/2026	06:00	*	*	*	*	*	*	*	*	*	*	*	*	*	*	*	*	*	*	*	*	*	*	*	*	*	*
14/05/2026	07:00	*	*	*	*	*	*	*	*	*	*	*	*	*	*	*	*	*	*	*	*	*	*	*	*	*	*
14/05/2026	08:00	3	7	29	61	28	4	0	0	0	0	0	0	0	0	0	0	0	0	0	132	26.8	32.1	20 to 30	68.2	4	3
14/05/2026	09:00	4	5	27	56	40	12	0	0	0	0	0	0	0	0	0	0	0	0	0	144	27.9	33.8	25 to 35	66.7	12	8.3
14/05/2026	10:00	6	6	21	46	31	6	3	1	0	0	0	0	0	0	0	0	0	0	0	120	27.5	33.7	25 to 35	64.2	10	8.3
14/05/2026	11:00	4	6	31	77	44	14	6	0	0	0	0	0	0	0	0	0	0	0	0	182	28.3	34.2	25 to 35	66.5	20	11
14/05/2026	12:00	41	2	29	59	40	12	4	1	0	0	0	0	0	0	0	0	0	0	0	188	24.4	33.6	25 to 35	52.7	17	9
14/05/2026	13:00	3	7	35	50	41	20	2	0	0	1	0	0	0	0	0	0	0	0	0	159	28.4	34.9	25 to 35	57.2	23	14.5
14/05/2026	14:00	3	3	30	70	58	18	0	0	0	0	0	0	0	0	0	0	0	0	0	182	28.7	34.2	25 to 35	70.3	18	9.9
14/05/2026	15:00	9	12	70	157	63	23	3	0	1	0	0	0	0	0	0	0	0	0	0	338	27.4	33.1	20 to 30	67.2	27	8
14/05/2026	16:00	10	13	66	162	96	21	2	1	0	0	0	0	0	0	0	0	0	0	0	371	27.8	33.3	25 to 35	69.5	24	6.5
14/05/2026	17:00	8	13	72	174	104	27	5	0	0	0	0	0	0	0	0	0	0	0	0	403	28.1	33.7	25 to 35	69	32	7.9
14/05/2026	18:00	2	12	50	139	72	19	4	0	0	0	0	0	0	0	0	0	0	0	0	298	28.1	33.5	25 to 35	70.8	23	7.7
14/05/2026	19:00	1	3	43	79	57	31	7	0	0	0	0	0	0	0	0	0	0	0	0	221	29.4	35.8	25 to 35	61.5	38	17.2
14/05/2026	20:00	3	3	34	75	53	15	3	0	0	0	1	0	0	0	0	0	0	0	0	187	28.7	34.2	25 to 35	68.4	19	10.2
14/05/2026	21:00	0	6	27	61	30	6	2	0	0	0	0	0	0	0	0	0	0	0	0	132	27.8	33	25 to 35	68.9	8	6.1
14/05/2026	22:00	0	3	10	26	11	4	1	2	1	0	0	0	0	0	0	0	0	0	0	58	28.9	34.5	25 to 35	63.8	8	13.8
14/05/2026	23:00	1	0	1	10	9	4	1	0	0	0	0	0	0	0	0	0	0	0	0	26	30.3	36.2	25 to 35	73.1	5	19.2
24 Hr Summary		98	101	575	1302	777	236	43	5	2	1	1	0	0	0	0	0	0	0	0	3141	27.9	33.8	25 to 35	66.2	288	9.2

Incoming Histogram

202605 Singleton Hill May 2026

from Thu-May-14-2026-08-00-AM to Tue-Jun-02-2026-04-59-PM

Date	Starting Hr:min	<15	15 to <20	20 to <25	25 to <30	30 to <35	35 to <40	40 to <45	45 to <50	50 to <55	55 to <60	60 to <65	65 to <70	70 to <75	75 to <80	80 to <85	85 to <90	90 to <95	95 to <100	100 to >105	Total Counts	Avg Speed (MPH)	85pet Speed	10MPH Pace	% in pace	# of Speeders	% Speeders	
15/05/2026	00:00	0	0	3	6	4	2	2	1	0	0	0	0	0	0	0	0	0	0	0	0	18	31.3	40	25 to 35	55.6	5	27.8
15/05/2026	01:00	0	0	0	5	5	1	0	1	0	0	0	0	0	0	0	0	0	0	0	0	12	31.7	35	25 to 35	83.3	2	16.7
15/05/2026	02:00	0	0	1	1	0	0	0	0	0	0	0	0	0	0	0	0	0	0	0	0	2	24.5	30	20 to 30	100	*	*
15/05/2026	03:00	0	0	0	1	1	1	0	0	0	0	0	0	0	0	0	0	0	0	0	0	3	32	40	25 to 35	66.7	1	33.3
15/05/2026	04:00	0	0	0	0	0	0	0	0	1	0	0	0	0	0	0	0	0	0	0	0	1	52	55	45 to 55	100	1	100
15/05/2026	05:00	1	5	1	3	1	5	0	0	0	0	0	0	0	0	0	0	0	0	0	0	16	25.9	38	15 to 25	37.5	5	31.2
15/05/2026	06:00	0	0	7	8	6	8	4	0	0	0	0	0	0	0	0	0	0	0	0	0	33	31.3	39.4	20 to 30	45.5	12	36.4
15/05/2026	07:00	4	11	21	48	21	9	3	0	0	0	0	0	0	0	0	0	0	0	0	0	117	27	33.6	20 to 30	59	12	10.3
15/05/2026	08:00	4	13	55	111	64	12	3	0	0	0	0	0	0	0	0	0	0	0	0	0	262	27.5	33.1	25 to 35	66.8	15	5.7
15/05/2026	09:00	5	7	43	62	22	5	0	0	1	0	0	0	0	0	0	0	0	0	0	0	145	26.1	31.4	20 to 30	72.4	6	4.1
15/05/2026	10:00	2	1	27	50	42	13	2	0	0	0	0	0	0	0	0	0	0	0	0	0	137	28.8	34.3	25 to 35	67.2	15	10.9
15/05/2026	11:00	2	8	25	62	31	13	3	0	0	0	0	0	0	0	0	0	0	0	0	0	144	28	34	25 to 35	64.6	16	11.1
15/05/2026	12:00	2	13	35	79	61	23	0	2	0	0	0	0	0	0	0	0	0	0	0	0	215	28.5	34.4	25 to 35	65.1	25	11.6
15/05/2026	13:00	2	7	42	81	60	18	5	0	0	0	0	0	0	0	0	0	0	0	0	0	215	28.5	34.2	25 to 35	65.6	23	10.7
15/05/2026	14:00	2	12	40	69	44	11	0	0	0	0	0	0	0	0	0	0	0	0	0	0	178	27.3	33.2	25 to 35	63.5	11	6.2
15/05/2026	15:00	5	10	82	139	75	17	2	0	0	0	0	0	0	0	0	0	0	0	0	0	330	27.4	32.9	20 to 30	67	19	5.8
15/05/2026	16:00	8	15	62	148	73	26	5	0	0	0	0	0	0	0	0	0	0	0	0	0	337	27.7	33.6	25 to 35	65.6	31	9.2
15/05/2026	17:00	4	7	62	185	115	14	7	0	0	0	0	0	0	0	0	0	0	0	0	0	394	28.4	33.3	25 to 35	76.1	21	5.3
15/05/2026	18:00	3	13	72	121	63	20	2	3	0	0	0	0	0	0	0	0	0	0	0	0	297	27.7	33.4	20 to 30	65	25	8.4
15/05/2026	19:00	0	6	55	98	79	15	4	0	0	0	0	0	0	0	0	0	0	0	0	0	257	28.5	33.7	25 to 35	68.9	19	7.4
15/05/2026	20:00	2	7	50	66	33	17	3	1	0	0	0	0	0	0	0	0	0	0	0	0	179	27.6	34.1	20 to 30	64.8	21	11.7
15/05/2026	21:00	2	4	32	59	23	12	1	0	0	0	0	0	0	0	0	0	0	0	0	0	133	27.5	33.5	20 to 30	68.4	13	9.8
15/05/2026	22:00	0	8	15	35	14	5	3	2	0	0	0	0	0	0	0	0	0	0	0	0	82	27.9	34.3	20 to 30	61	10	12.2
15/05/2026	23:00	0	0	8	22	15	2	3	0	1	0	0	0	0	0	0	0	0	0	0	0	51	29.7	34.3	25 to 35	72.5	6	11.8
24 Hr Summary		48	147	738	1459	852	249	52	10	3	0	0	0	0	0	0	0	0	0	0	0	3558	27.9	33.7	25 to 35	65	314	8.8

Incoming Histogram

202605 Singleton Hill May 2026

from Thu-May-14-2026-08-00-AM to Tue-Jun-02-2026-04-59-PM

Date	Starting Hr:min	<15	15 to <20	20 to <25	25 to <30	30 to <35	35 to <40	40 to <45	45 to <50	50 to <55	55 to <60	60 to <65	65 to <70	70 to <75	75 to <80	80 to <85	85 to <90	90 to <95	95 to <100	100 to >105	Total Counts	Avg Speed (MPH)	85pct Speed	10MPH Pace	% in pace	# of Speeders	% Speeders	
16/05/2026	00:00	2	0	7	9	8	6	0	0	0	0	0	0	0	0	0	0	0	0	0	0	32	28.1	35.8	25 to 35	53.1	6	18.8
16/05/2026	01:00	1	0	1	4	3	4	0	0	0	0	0	0	0	0	0	0	0	0	0	0	13	29.8	37.5	25 to 35	53.8	4	30.8
16/05/2026	02:00	0	0	0	3	3	1	0	0	0	0	0	0	0	0	0	0	0	0	0	0	7	30.7	35	25 to 35	85.7	1	14.3
16/05/2026	03:00	0	0	0	1	2	2	0	0	0	0	0	0	0	0	0	0	0	0	0	0	5	33	37.5	30 to 40	80	2	40
16/05/2026	04:00	0	0	0	3	3	0	0	0	0	0	0	0	0	0	0	0	0	0	0	0	6	29.7	33.3	25 to 35	100	*	*
16/05/2026	05:00	1	3	0	1	1	2	0	0	1	0	0	0	0	0	0	0	0	0	0	0	9	27.1	40	10 to 20	33.3	3	33.3
16/05/2026	06:00	3	0	6	5	7	5	0	1	0	0	0	0	0	0	0	0	0	0	0	0	27	27.9	37	25 to 35	44.4	6	22.2
16/05/2026	07:00	0	0	7	14	9	6	2	0	0	0	0	0	0	0	0	0	0	0	0	0	38	29.8	36.7	25 to 35	60.5	8	21.1
16/05/2026	08:00	7	2	12	29	26	10	0	0	0	0	0	0	0	0	0	0	0	0	0	0	86	27.6	34.4	25 to 35	64	10	11.6
16/05/2026	09:00	4	8	30	47	34	11	2	1	0	0	0	0	0	0	0	0	0	0	0	0	137	27.6	34	25 to 35	59.1	14	10.2
16/05/2026	10:00	3	8	39	78	38	13	1	1	0	0	0	0	0	0	0	0	0	0	0	0	181	27.6	33.4	20 to 30	64.6	15	8.3
16/05/2026	11:00	2	10	43	105	61	22	3	1	1	0	0	0	0	0	0	0	0	0	0	0	248	28.5	34.2	25 to 35	66.9	27	10.9
16/05/2026	12:00	0	9	42	99	62	14	5	0	0	0	0	0	0	0	0	0	0	0	0	0	231	28.4	33.7	25 to 35	69.7	19	8.2
16/05/2026	13:00	7	8	40	111	67	16	1	0	0	0	0	0	0	0	0	0	0	0	0	0	250	27.8	33.4	25 to 35	71.2	17	6.8
16/05/2026	14:00	7	5	43	110	60	17	8	0	0	0	0	0	0	0	0	0	0	0	0	0	250	28.3	33.9	25 to 35	68	25	10
16/05/2026	15:00	3	9	36	93	58	13	3	0	0	0	0	0	0	0	0	0	0	0	0	0	215	28.1	33.6	25 to 35	70.2	16	7.4
16/05/2026	16:00	2	10	46	86	75	19	5	2	0	0	0	0	0	0	0	0	0	0	0	0	245	28.7	34.3	25 to 35	65.7	26	10.6
16/05/2026	17:00	0	6	33	86	65	16	2	1	0	0	0	0	0	0	0	0	0	0	0	0	209	28.9	34.1	25 to 35	72.2	19	9.1
16/05/2026	18:00	2	6	38	75	67	17	2	1	0	0	0	0	0	0	0	0	0	0	0	0	208	28.7	34.2	25 to 35	68.3	20	9.6
16/05/2026	19:00	3	7	39	77	52	11	3	1	0	0	0	0	0	0	0	0	0	0	0	0	193	28	33.7	25 to 35	66.8	15	7.8
16/05/2026	20:00	0	9	34	61	36	10	4	1	1	0	0	0	0	0	0	0	0	0	0	0	156	28.2	34	25 to 35	62.2	16	10.3
16/05/2026	21:00	1	4	33	42	23	4	5	0	1	0	0	0	0	0	0	0	0	0	0	0	113	27.7	33.5	20 to 30	66.4	10	8.8
16/05/2026	22:00	0	1	15	31	26	9	4	0	0	1	0	0	0	0	0	0	0	0	0	0	87	29.9	35.6	25 to 35	65.5	14	16.1
16/05/2026	23:00	0	4	7	28	11	6	1	0	0	1	0	0	0	0	0	0	0	0	0	0	58	28.8	34.5	25 to 35	67.2	8	13.8
24 Hr Summary		48	109	551	1198	797	234	51	10	4	2	0	0	0	0	0	0	0	0	0	0	3004	28.3	34.1	25 to 35	66.4	301	10

Incoming Histogram

202605 Singleton Hill May 2026

from Thu-May-14-2026-08-00-AM to Tue-Jun-02-2026-04-59-PM

Date	Starting Hr:min	<15	15 to <20	20 to <25	25 to <30	30 to <35	35 to <40	40 to <45	45 to <50	50 to <55	55 to <60	60 to <65	65 to <70	70 to <75	75 to <80	80 to <85	85 to <90	90 to <95	95 to <100	100 to >105	Total Counts	Avg Speed (MPH)	85pet Speed	10MPH Pace	% in pace	# of Speeders	% Speeders	
17/05/2026	00:00	1	4	4	11	7	2	2	1	0	0	0	0	0	0	0	0	0	0	0	0	32	28.1	35	25 to 35	56.2	5	15.6
17/05/2026	01:00	0	0	4	4	2	3	1	0	0	0	0	0	0	0	0	0	0	0	0	0	14	29.6	38.3	20 to 30	57.1	4	28.6
17/05/2026	02:00	0	2	2	3	4	2	1	0	0	1	0	0	0	0	0	0	0	0	0	0	15	30.8	40	25 to 35	46.7	4	26.7
17/05/2026	03:00	0	0	0	1	1	2	1	0	0	0	0	0	0	0	0	0	0	0	0	0	5	35	40	30 to 40	60	3	60
17/05/2026	04:00	0	0	0	0	0	3	0	0	0	0	0	0	0	0	0	0	0	0	0	0	3	37.3	40	30 to 40	100	3	100
17/05/2026	05:00	0	0	2	0	1	0	0	0	0	1	0	0	0	0	0	0	0	0	0	0	4	33.2	35	15 to 25	50	1	25
17/05/2026	06:00	2	0	2	7	5	2	0	0	0	0	0	0	0	0	0	0	0	0	0	0	18	27.2	34	25 to 35	66.7	2	11.1
17/05/2026	07:00	4	5	7	9	4	5	1	0	1	0	0	0	0	0	0	0	0	0	0	0	36	26	37	20 to 30	44.4	7	19.4
17/05/2026	08:00	5	0	14	10	11	7	0	0	0	0	0	0	0	0	0	0	0	0	0	0	47	26.4	35	20 to 30	51.1	7	14.9
17/05/2026	09:00	2	6	18	24	19	7	1	0	0	0	0	0	0	0	0	0	0	0	0	0	77	27.2	33.9	25 to 35	55.8	8	10.4
17/05/2026	10:00	5	6	34	64	34	12	2	0	0	0	0	0	0	0	0	0	0	0	0	0	157	27.4	33.5	20 to 30	62.4	14	8.9
17/05/2026	11:00	1	4	39	86	60	14	2	3	0	0	0	0	0	0	0	0	0	0	0	0	209	28.7	34	25 to 35	69.9	19	9.1
17/05/2026	12:00	5	9	38	105	59	20	3	1	0	0	0	0	0	0	0	0	0	0	0	0	240	28.3	34	25 to 35	68.3	24	10
17/05/2026	13:00	4	4	39	77	63	20	3	0	0	0	0	0	0	0	0	0	0	0	0	0	210	28.6	34.3	25 to 35	66.7	23	11
17/05/2026	14:00	5	8	40	99	51	13	1	1	1	0	0	0	0	0	0	0	0	0	0	0	219	27.8	33.3	25 to 35	68.5	16	7.3
17/05/2026	15:00	4	6	38	71	66	18	7	0	0	0	0	0	0	0	0	0	0	0	0	0	210	28.8	34.5	25 to 35	65.2	25	11.9
17/05/2026	16:00	3	9	32	83	53	12	1	0	0	0	0	0	0	0	0	0	0	0	0	0	193	28	33.5	25 to 35	70.5	13	6.7
17/05/2026	17:00	2	4	21	65	48	13	3	2	0	0	0	0	0	0	0	0	0	0	0	0	158	29.1	34.4	25 to 35	71.5	18	11.4
17/05/2026	18:00	2	4	26	76	55	14	1	2	0	0	0	0	0	0	0	0	0	0	0	0	180	28.9	34.1	25 to 35	72.8	17	9.4
17/05/2026	19:00	3	5	28	59	41	15	5	2	0	0	0	0	0	0	0	0	0	0	0	0	158	28.8	34.8	25 to 35	63.3	22	13.9
17/05/2026	20:00	1	6	25	52	28	7	1	0	0	0	0	0	0	0	0	0	0	0	0	0	120	27.6	33.2	25 to 35	66.7	8	6.7
17/05/2026	21:00	1	3	14	28	19	8	4	1	0	0	0	0	0	0	0	0	0	0	0	0	78	29.1	35.6	25 to 35	60.3	13	16.7
17/05/2026	22:00	0	3	10	15	10	2	2	0	0	0	0	0	0	0	0	0	0	0	0	0	42	27.8	34	20 to 30	59.5	4	9.5
17/05/2026	23:00	0	0	4	5	5	4	2	1	1	0	0	0	0	0	0	0	0	0	0	0	22	32.6	42.5	25 to 35	45.5	8	36.4
24 Hr Summary		50	88	441	954	646	205	44	14	3	2	0	0	0	0	0	0	0	0	0	2447	28.4	34.2	25 to 35	65.4	268	11	

Incoming Histogram

202605 Singleton Hill May 2026

from Thu-May-14-2026-08-00-AM to Tue-Jun-02-2026-04-59-PM

Date	Starting Hr:min	<15	15 to <20	20 to <25	25 to <30	30 to <35	35 to <40	40 to <45	45 to <50	50 to <55	55 to <60	60 to <65	65 to <70	70 to <75	75 to <80	80 to <85	85 to <90	90 to <95	95 to <100	100 to >105	Total Counts	Avg Speed (MPH)	85pct Speed	10MPH Pace	% in pace	# of Speeders	% Speeders	
18/05/2026	00:00	0	0	2	2	4	3	1	1	0	0	0	0	0	0	0	0	0	0	0	0	13	32.8	40	30 to 40	53.8	5	38.5
18/05/2026	01:00	0	0	1	1	0	0	0	0	0	0	0	0	0	0	0	0	0	0	0	0	2	24.5	30	20 to 30	100	*	*
18/05/2026	02:00	0	1	0	1	0	0	0	0	0	0	0	0	0	0	0	0	0	0	0	0	2	22	30	10 to 20	50	*	*
18/05/2026	03:00	0	0	0	1	1	1	0	0	0	0	0	0	0	0	0	0	0	0	0	0	3	32	40	25 to 35	66.7	1	33.3
18/05/2026	04:00	0	0	0	0	1	0	0	0	0	0	0	0	0	0	0	0	0	0	0	0	1	32	35	25 to 35	100	*	*
18/05/2026	05:00	0	0	1	3	5	2	0	0	0	0	0	0	0	0	0	0	0	0	0	0	11	30.7	35	25 to 35	72.7	2	18.2
18/05/2026	06:00	1	8	5	14	7	2	2	1	0	0	0	0	0	0	0	0	0	0	0	0	40	26.7	34.3	25 to 35	52.5	5	12.5
18/05/2026	07:00	7	6	22	34	31	13	2	1	0	0	0	0	0	0	0	0	0	0	0	0	116	27.8	34.8	25 to 35	56	16	13.8
18/05/2026	08:00	10	15	61	106	53	22	2	1	0	0	0	0	0	0	0	0	0	0	0	0	270	27.1	33.6	20 to 30	61.9	25	9.3
18/05/2026	09:00	1	6	32	59	50	13	3	1	0	0	0	0	0	0	0	0	0	0	0	0	165	28.6	34.2	25 to 35	66.1	17	10.3
18/05/2026	10:00	0	6	18	53	34	8	1	1	0	0	0	0	0	0	0	0	0	0	0	0	121	28.5	33.8	25 to 35	71.9	10	8.3
18/05/2026	11:00	9	8	21	70	36	9	3	0	0	0	0	0	0	0	0	0	0	0	0	0	156	27.3	33.5	25 to 35	67.9	12	7.7
18/05/2026	12:00	2	10	34	78	30	8	2	0	0	0	0	0	0	0	0	0	0	0	0	0	164	27.2	32.5	20 to 30	68.3	10	6.1
18/05/2026	13:00	3	8	32	67	37	12	3	0	1	1	0	0	0	0	0	0	0	0	0	0	164	28.1	33.9	25 to 35	63.4	17	10.4
18/05/2026	14:00	5	4	36	80	59	13	4	0	0	0	0	0	0	0	0	0	0	0	0	0	201	28.3	33.9	25 to 35	69.2	17	8.5
18/05/2026	15:00	3	14	76	137	60	17	4	0	0	0	0	0	0	0	0	0	0	0	0	0	311	27.3	32.8	20 to 30	68.5	21	6.8
18/05/2026	16:00	2	11	59	135	80	28	6	0	0	0	0	0	0	0	0	0	0	0	0	0	321	28.5	34.1	25 to 35	67	34	10.6
18/05/2026	17:00	8	14	71	164	110	17	2	0	0	0	0	0	0	0	0	0	0	0	0	0	386	27.8	33.2	25 to 35	71	19	4.9
18/05/2026	18:00	6	1	49	135	94	20	5	0	0	0	0	0	0	0	0	0	0	0	0	0	310	28.7	33.9	25 to 35	73.9	25	8.1
18/05/2026	19:00	1	6	31	110	62	11	6	0	1	0	0	0	0	0	0	0	0	0	0	0	228	28.8	33.7	25 to 35	75.4	18	7.9
18/05/2026	20:00	0	5	27	58	28	13	1	0	0	0	0	0	0	0	0	0	0	0	0	0	132	28.2	33.9	25 to 35	65.2	14	10.6
18/05/2026	21:00	2	6	20	49	28	8	3	0	0	0	0	0	0	0	0	0	0	0	0	0	116	28	33.9	25 to 35	66.4	11	9.5
18/05/2026	22:00	0	1	6	13	10	9	1	0	0	0	0	0	0	0	0	0	0	0	0	0	40	30.1	37.2	25 to 35	57.5	10	25
18/05/2026	23:00	1	1	4	9	9	5	2	0	0	0	0	0	0	0	0	0	0	0	0	0	31	29.8	37	25 to 35	58.1	7	22.6
24 Hr Summary		61	131	608	1379	829	234	53	6	2	1	0	0	0	0	0	0	0	0	0	0	3304	28.1	33.8	25 to 35	66.8	296	9

Incoming Histogram

202605 Singleton Hill May 2026

from Thu-May-14-2026-08-00-AM to Tue-Jun-02-2026-04-59-PM

Date	Starting Hr:min	<15	15 to <20	20 to <25	25 to <30	30 to <35	35 to <40	40 to <45	45 to <50	50 to <55	55 to <60	60 to <65	65 to <70	70 to <75	75 to <80	80 to <85	85 to <90	90 to <95	95 to <100	100 to >105	Total Counts	Avg Speed (MPH)	85pet Speed	10MPH Pace	% in pace	# of Speeders	% Speeders	
19/05/2026	00:00	0	0	0	2	2	5	0	1	0	0	0	0	0	0	0	0	0	0	0	0	10	35.2	39	30 to 40	70	6	60
19/05/2026	01:00	0	0	1	1	4	1	0	0	0	0	0	0	0	0	0	0	0	0	0	0	7	30.7	35	25 to 35	71.4	1	14.3
19/05/2026	02:00	0	1	1	1	0	1	0	0	0	0	0	0	0	0	0	0	0	0	0	0	4	25.8	30	15 to 25	50	1	25
19/05/2026	03:00	0	0	1	1	0	1	0	0	0	0	0	0	0	0	0	0	0	0	0	0	3	28.7	40	20 to 30	66.7	1	33.3
19/05/2026	04:00	0	0	0	2	1	2	0	0	0	0	0	0	0	0	0	0	0	0	0	0	5	32	37.5	25 to 35	60	2	40
19/05/2026	05:00	1	1	2	2	4	1	2	0	0	0	0	0	0	0	0	0	0	0	0	0	13	28.6	40	25 to 35	46.2	3	23.1
19/05/2026	06:00	3	2	6	16	16	6	1	2	0	0	0	0	0	0	0	0	0	0	0	0	52	29	35.8	25 to 35	61.5	9	17.3
19/05/2026	07:00	6	9	20	46	37	11	0	0	0	0	0	0	0	0	0	0	0	0	0	0	129	27.4	33.9	25 to 35	64.3	11	8.5
19/05/2026	08:00	3	11	52	105	65	15	1	0	0	0	0	0	0	0	0	0	0	0	0	0	252	27.7	33.3	25 to 35	67.5	16	6.3
19/05/2026	09:00	1	5	21	47	38	9	1	0	0	0	0	0	0	0	0	0	0	0	0	0	122	28.4	33.9	25 to 35	69.7	10	8.2
19/05/2026	10:00	2	7	21	48	34	7	0	0	0	1	0	0	0	0	0	0	0	0	0	0	120	27.8	33.5	25 to 35	68.3	8	6.7
19/05/2026	11:00	2	7	24	61	48	10	1	1	0	0	0	0	0	0	0	0	0	0	0	0	154	28.4	33.9	25 to 35	70.8	12	7.8
19/05/2026	12:00	1	10	37	59	38	9	2	0	0	0	0	0	0	0	0	0	0	0	0	0	156	27.4	33.4	25 to 35	62.2	11	7.1
19/05/2026	13:00	2	8	37	60	30	15	4	1	0	0	0	0	0	0	0	0	0	0	0	0	157	27.9	34.3	20 to 30	61.8	20	12.7
19/05/2026	14:00	1	15	32	67	43	7	3	0	0	0	0	0	0	0	0	0	0	0	0	0	168	27.4	33.3	25 to 35	65.5	10	6
19/05/2026	15:00	3	11	61	138	62	17	3	0	0	0	0	0	0	0	0	0	0	0	0	0	295	27.6	33.1	25 to 35	67.8	20	6.8
19/05/2026	16:00	7	11	62	134	106	36	1	0	0	0	0	0	0	0	0	0	0	0	0	0	357	28.5	34.2	25 to 35	67.2	37	10.4
19/05/2026	17:00	4	8	71	174	103	21	1	0	0	0	0	0	0	0	0	0	0	0	0	0	382	28.1	33.3	25 to 35	72.5	22	5.8
19/05/2026	18:00	3	9	51	118	69	29	2	1	1	0	0	0	0	0	0	0	0	0	0	0	283	28.6	34.3	25 to 35	66.1	33	11.7
19/05/2026	19:00	1	9	42	92	61	14	4	1	1	0	0	0	0	0	0	0	0	0	0	0	225	28.4	33.9	25 to 35	68	20	8.9
19/05/2026	20:00	2	8	31	67	39	14	1	1	0	0	0	0	0	0	0	0	0	0	0	0	163	28	34	25 to 35	65	16	9.8
19/05/2026	21:00	2	1	39	52	23	6	2	0	0	0	0	0	0	0	0	0	0	0	0	0	125	27.1	32.6	20 to 30	72.8	8	6.4
19/05/2026	22:00	0	0	21	34	16	7	2	1	0	0	0	0	0	0	0	0	0	0	0	0	81	28.5	34.4	20 to 30	67.9	10	12.3
19/05/2026	23:00	0	1	2	11	7	3	3	0	0	0	0	0	0	0	0	0	0	0	0	0	27	30.5	38.3	25 to 35	66.7	6	22.2
24 Hr Summary		44	134	635	1338	846	247	34	9	2	1	0	0	0	0	0	0	0	0	0	3290	28.1	33.8	25 to 35	66.4	293	8.9	

Incoming Histogram

202605 Singleton Hill May 2026

from Thu-May-14-2026-08-00-AM to Tue-Jun-02-2026-04-59-PM

Date	Starting Hr:min	<15	15 to <20	20 to <25	25 to <30	30 to <35	35 to <40	40 to <45	45 to <50	50 to <55	55 to <60	60 to <65	65 to <70	70 to <75	75 to <80	80 to <85	85 to <90	90 to <95	95 to <100	100 to >105	Total Counts	Avg Speed (MPH)	85pet Speed	10MPH Pace	% in pace	# of Speeders	% Speeders	
20/05/2026	00:00	0	0	0	5	4	2	1	1	0	0	0	0	0	0	0	0	0	0	0	0	13	32.9	40	25 to 35	69.2	4	30.8
20/05/2026	01:00	0	1	1	1	5	3	1	1	0	0	0	0	0	0	0	0	0	0	0	0	13	32.9	40	30 to 40	61.5	5	38.5
20/05/2026	02:00	0	0	0	1	1	2	0	0	0	0	0	0	0	0	0	0	0	0	0	0	4	33.2	37.5	30 to 40	75	2	50
20/05/2026	03:00	0	0	0	0	1	2	0	0	0	0	0	0	0	0	0	0	0	0	0	0	3	35.3	40	30 to 40	100	2	66.7
20/05/2026	04:00	1	0	1	0	2	1	0	0	0	0	0	0	0	0	0	0	0	0	0	0	5	27	35	30 to 40	60	1	20
20/05/2026	05:00	1	1	3	0	2	3	3	0	0	0	0	0	0	0	0	0	0	0	0	0	13	30.7	41.7	35 to 45	46.2	6	46.2
20/05/2026	06:00	1	2	8	12	10	6	2	0	0	0	0	0	0	0	0	0	0	0	0	0	41	28.7	36.7	25 to 35	53.7	8	19.5
20/05/2026	07:00	5	15	29	39	16	9	0	0	0	0	0	0	0	0	0	0	0	0	0	0	113	25.4	32.5	20 to 30	60.2	9	8
20/05/2026	08:00	4	18	50	87	53	14	0	0	0	0	0	0	0	0	0	0	0	0	0	0	226	27	33.1	25 to 35	61.9	14	6.2
20/05/2026	09:00	1	8	48	46	23	4	1	0	0	0	0	0	0	0	0	0	0	0	0	0	131	26.2	31.7	20 to 30	71.8	5	3.8
20/05/2026	10:00	6	15	13	49	31	11	3	0	0	1	0	0	0	0	0	0	0	0	0	0	129	27.5	34.4	25 to 35	62	15	11.6
20/05/2026	11:00	2	11	36	69	35	5	2	0	0	0	0	0	0	0	0	0	0	0	0	0	160	27	32.6	20 to 30	65.6	7	4.4
20/05/2026	12:00	1	13	36	82	50	17	3	0	0	0	0	0	0	0	0	0	0	0	0	0	202	28.1	34	25 to 35	65.3	20	9.9
20/05/2026	13:00	5	7	28	80	42	19	1	0	1	0	0	0	0	0	0	0	0	0	0	0	183	28.2	34.3	25 to 35	66.7	21	11.5
20/05/2026	14:00	0	3	33	82	47	17	3	1	0	0	0	0	0	0	0	0	0	0	0	0	186	28.9	34.3	25 to 35	69.4	21	11.3
20/05/2026	15:00	4	23	91	109	42	10	2	0	0	0	0	0	0	0	0	0	0	0	0	0	281	26	31.4	20 to 30	71.2	12	4.3
20/05/2026	16:00	11	16	84	142	79	13	5	0	0	0	0	0	0	0	0	0	0	0	0	0	350	27	32.8	20 to 30	64.6	18	5.1
20/05/2026	17:00	10	14	61	157	114	26	1	1	0	0	0	0	0	0	0	0	0	0	0	0	384	28.1	33.7	25 to 35	70.6	28	7.3
20/05/2026	18:00	2	7	75	164	60	23	4	0	0	0	0	0	0	0	0	0	0	0	0	0	335	27.8	33.1	20 to 30	71.3	27	8.1
20/05/2026	19:00	2	13	58	100	48	22	5	0	0	0	0	0	0	0	0	0	0	0	0	0	248	27.8	34	20 to 30	63.7	27	10.9
20/05/2026	20:00	0	7	29	62	52	16	1	2	0	0	0	0	0	0	0	0	0	0	0	0	169	29	34.4	25 to 35	67.5	19	11.2
20/05/2026	21:00	1	6	21	44	21	9	2	0	1	0	0	0	0	0	0	0	0	0	0	0	105	28	34	20 to 30	61.9	12	11.4
20/05/2026	22:00	0	1	16	23	20	1	1	1	0	0	0	0	0	0	0	0	0	0	0	0	63	28.2	33.5	25 to 35	68.3	3	4.8
20/05/2026	23:00	0	0	5	12	9	2	0	0	0	1	0	0	0	0	0	0	0	0	0	0	29	29.7	34.4	25 to 35	72.4	3	10.3
24 Hr Summary		57	181	726	1366	767	237	41	7	2	2	0	0	0	0	0	0	0	0	0	3386	27.6	33.6	25 to 35	63	289	8.5	

Incoming Histogram

202605 Singleton Hill May 2026

from Thu-May-14-2026-08-00-AM to Tue-Jun-02-2026-04-59-PM

Date	Starting Hr:min	<15	15 to <20	20 to <25	25 to <30	30 to <35	35 to <40	40 to <45	45 to <50	50 to <55	55 to <60	60 to <65	65 to <70	70 to <75	75 to <80	80 to <85	85 to <90	90 to <95	95 to <100	100 to >105	Total Counts	Avg Speed (MPH)	85pet Speed	10MPH Pace	% in pace	# of Speeders	% Speeders	
21/05/2026	00:00	0	0	4	8	4	3	0	0	0	0	0	0	0	0	0	0	0	0	0	0	19	28.7	35	20 to 30	63.2	3	15.8
21/05/2026	01:00	0	0	1	0	3	1	0	0	0	0	0	0	0	0	0	0	0	0	0	0	5	31	35	30 to 40	80	1	20
21/05/2026	02:00	0	0	1	1	0	1	0	0	0	0	0	0	0	0	0	0	0	0	0	0	3	28.7	40	20 to 30	66.7	1	33.3
21/05/2026	03:00	0	0	0	0	3	3	0	0	0	0	0	0	0	0	0	0	0	0	0	0	6	34.7	38.3	30 to 40	100	3	50
21/05/2026	04:00	0	0	0	0	2	0	1	0	0	0	0	0	0	0	0	0	0	0	0	0	3	35.3	45	25 to 35	66.7	1	33.3
21/05/2026	05:00	1	2	2	2	5	3	1	2	0	0	0	0	0	0	0	0	0	0	0	0	18	30.7	40	30 to 40	44.4	6	33.3
21/05/2026	06:00	2	1	8	20	15	5	2	0	0	0	0	0	0	0	0	0	0	0	0	0	53	28.7	34.7	25 to 35	66	7	13.2
21/05/2026	07:00	4	5	25	43	34	10	1	1	0	0	0	0	0	0	0	0	0	0	0	0	123	27.9	34.1	25 to 35	62.6	12	9.8
21/05/2026	08:00	3	15	49	108	51	14	0	0	0	1	0	0	0	0	0	0	0	0	0	0	241	27.4	32.9	25 to 35	66	15	6.2
21/05/2026	09:00	1	9	28	73	34	18	1	1	0	0	0	0	0	0	0	0	0	0	0	0	165	28.2	34.3	25 to 35	64.8	20	12.1
21/05/2026	10:00	5	4	29	48	31	10	0	0	0	0	0	0	0	0	0	0	0	0	0	0	127	27.3	33.5	25 to 35	62.2	10	7.9
21/05/2026	11:00	1	5	33	51	32	10	2	0	0	0	0	0	0	0	0	0	0	0	0	0	134	27.8	33.8	20 to 30	62.7	12	9
21/05/2026	12:00	4	10	44	75	54	9	3	1	0	0	0	0	0	0	0	0	0	0	0	0	200	27.6	33.4	25 to 35	64.5	13	6.5
21/05/2026	13:00	5	12	36	55	37	14	1	0	0	0	0	0	0	0	0	0	0	0	0	0	160	27.2	33.8	25 to 35	57.5	15	9.4
21/05/2026	14:00	4	10	34	65	51	10	5	0	0	0	0	0	0	0	0	0	0	0	0	0	179	27.9	33.8	25 to 35	64.8	15	8.4
21/05/2026	15:00	9	11	58	131	57	20	3	1	0	0	1	0	0	0	0	0	0	0	0	0	291	27.5	33.3	20 to 30	64.9	25	8.6
21/05/2026	16:00	10	9	44	152	92	32	4	1	0	0	0	0	0	0	0	0	0	0	0	0	344	28.5	34.2	25 to 35	70.9	37	10.8
21/05/2026	17:00	7	16	68	168	115	26	1	2	0	0	0	0	0	0	0	0	0	0	0	0	403	28.1	33.7	25 to 35	70.2	29	7.2
21/05/2026	18:00	2	11	53	138	105	21	2	1	0	0	0	0	0	0	0	0	0	0	0	0	333	28.6	33.8	25 to 35	73	24	7.2
21/05/2026	19:00	3	9	47	107	50	15	5	2	1	0	0	0	0	0	0	0	0	0	0	0	239	28.1	33.7	25 to 35	65.7	23	9.6
21/05/2026	20:00	4	9	30	79	46	9	8	0	0	0	0	0	0	0	0	0	0	0	0	0	185	28.1	33.8	25 to 35	67.6	17	9.2
21/05/2026	21:00	3	3	29	47	21	8	2	0	0	0	0	0	0	0	0	0	0	0	0	0	113	27.3	33.3	20 to 30	67.3	10	8.8
21/05/2026	22:00	0	10	15	31	22	6	3	1	0	0	0	0	0	0	0	0	0	0	0	0	88	28.1	34.3	25 to 35	60.2	10	11.4
21/05/2026	23:00	0	1	5	7	13	5	0	0	1	0	0	0	0	0	0	0	0	0	0	0	32	30.4	36	25 to 35	62.5	6	18.8
24 Hr Summary		68	152	643	1409	877	253	45	13	2	1	1	0	0	0	0	0	0	0	0	0	3464	28	33.8	25 to 35	66	315	9.1

Incoming Histogram

202605 Singleton Hill May 2026

from Thu-May-14-2026-08-00-AM to Tue-Jun-02-2026-04-59-PM

Date	Starting Hr:min	<15	15 to <20	20 to <25	25 to <30	30 to <35	35 to <40	40 to <45	45 to <50	50 to <55	55 to <60	60 to <65	65 to <70	70 to <75	75 to <80	80 to <85	85 to <90	90 to <95	95 to <100	100 to >105	Total Counts	Avg Speed (MPH)	85pet Speed	10MPH Pace	% in pace	# of Speeders	% Speeders	
22/05/2026	00:00	0	0	8	6	2	0	0	1	0	0	0	0	0	0	0	0	0	0	0	0	17	26.7	30	20 to 30	82.4	1	5.9
22/05/2026	01:00	0	0	0	1	0	3	1	0	0	0	0	0	0	0	0	0	0	0	0	0	5	36	40	35 to 45	80	4	80
22/05/2026	02:00	0	1	0	2	0	1	1	0	0	0	0	0	0	0	0	0	0	0	0	0	5	30.2	40	20 to 30	40	2	40
22/05/2026	03:00	0	0	0	1	0	1	0	0	0	0	0	0	0	0	0	0	0	0	0	0	2	32	40	20 to 30	50	1	50
22/05/2026	04:00	0	0	0	0	0	2	2	0	0	0	0	0	0	0	0	0	0	0	0	0	4	39.5	42.5	35 to 45	100	4	100
22/05/2026	05:00	0	0	1	3	4	2	1	1	0	0	0	0	0	0	0	0	0	0	0	0	12	33	40	25 to 35	58.3	4	33.3
22/05/2026	06:00	4	3	6	15	15	5	0	0	0	0	0	0	0	0	0	0	0	0	0	0	48	27	34.3	25 to 35	62.5	5	10.4
22/05/2026	07:00	9	9	25	29	24	8	1	0	0	0	0	0	0	0	0	0	0	0	0	0	105	25.9	33.5	20 to 30	51.4	9	8.6
22/05/2026	08:00	3	12	53	123	48	11	0	2	0	0	0	0	0	0	0	0	0	0	0	0	252	27.2	32.4	20 to 30	69.8	13	5.2
22/05/2026	09:00	3	3	36	62	40	13	0	1	0	0	0	0	0	0	0	0	0	0	0	0	158	27.9	33.8	25 to 35	64.6	14	8.9
22/05/2026	10:00	1	3	32	58	40	14	0	0	0	0	0	0	0	0	0	0	0	0	0	0	148	28.3	34	25 to 35	66.2	14	9.5
22/05/2026	11:00	4	6	39	93	45	16	2	1	0	0	0	0	0	0	0	0	0	0	0	0	206	28	33.7	25 to 35	67	19	9.2
22/05/2026	12:00	6	10	43	90	52	20	3	0	0	0	0	0	0	0	0	0	0	0	0	0	224	27.9	33.9	25 to 35	63.4	23	10.3
22/05/2026	13:00	11	16	54	95	42	7	2	0	0	0	0	0	0	0	0	0	0	0	0	0	227	26.1	32	20 to 30	65.6	9	4
22/05/2026	14:00	3	10	41	90	51	22	4	0	0	0	0	0	0	0	0	0	0	0	0	0	221	28.2	34.3	25 to 35	63.8	26	11.8
22/05/2026	15:00	4	16	91	158	73	19	1	0	0	0	0	0	0	0	0	0	0	0	0	0	362	27.1	32.7	20 to 30	68.8	20	5.5
22/05/2026	16:00	3	11	52	142	93	22	3	0	2	1	0	0	0	0	0	0	0	0	0	0	329	28.6	33.9	25 to 35	71.4	28	8.5
22/05/2026	17:00	2	8	62	152	106	38	3	0	1	0	0	0	0	0	0	0	0	0	0	0	372	29	34.3	25 to 35	69.4	42	11.3
22/05/2026	18:00	4	15	62	131	92	26	1	1	0	0	0	0	0	0	0	0	0	0	0	0	332	28.1	33.8	25 to 35	67.2	28	8.4
22/05/2026	19:00	1	3	38	109	51	18	3	1	1	0	0	0	0	0	0	0	0	0	0	0	225	28.7	33.9	25 to 35	71.1	23	10.2
22/05/2026	20:00	4	4	34	87	36	8	4	0	0	0	0	0	0	0	0	0	0	0	0	0	177	27.7	32.9	25 to 35	69.5	12	6.8
22/05/2026	21:00	3	5	36	63	33	7	4	0	0	0	0	0	0	0	0	0	0	0	0	0	151	27.5	33.2	20 to 30	65.6	11	7.3
22/05/2026	22:00	1	3	12	39	26	8	2	0	1	0	0	0	0	0	0	0	0	0	0	0	92	29.1	34.4	25 to 35	70.7	11	12
22/05/2026	23:00	0	1	10	26	14	5	3	1	0	0	0	0	0	0	0	0	0	0	0	0	60	29.4	35	25 to 35	66.7	9	15
24 Hr Summary		66	139	735	1575	887	276	41	9	5	1	0	0	0	0	0	0	0	0	0	0	3734	27.9	33.7	25 to 35	65.9	332	8.9

Incoming Histogram

202605 Singleton Hill May 2026

from Thu-May-14-2026-08-00-AM to Tue-Jun-02-2026-04-59-PM

Date	Starting Hr:min	<15	15 to <20	20 to <25	25 to <30	30 to <35	35 to <40	40 to <45	45 to <50	50 to <55	55 to <60	60 to <65	65 to <70	70 to <75	75 to <80	80 to <85	85 to <90	90 to <95	95 to <100	100 to >105	Total Counts	Avg Speed (MPH)	85pct Speed	10MPH Pace	% in pace	# of Speeders	% Speeders	
23/05/2026	00:00	0	3	4	18	11	3	0	0	0	0	0	0	0	0	0	0	0	0	0	0	39	28.2	33.6	25 to 35	74.4	3	7.7
23/05/2026	01:00	0	1	3	5	6	2	1	0	0	0	0	1	0	0	0	0	0	0	0	0	19	31.4	37.5	25 to 35	57.9	4	21.1
23/05/2026	02:00	0	0	1	3	1	0	1	0	1	0	0	0	0	0	0	0	0	0	0	0	7	32.9	45	20 to 30	57.1	2	28.6
23/05/2026	03:00	0	0	0	2	3	1	1	0	0	0	0	0	0	0	0	0	0	0	0	0	7	32.7	40	25 to 35	71.4	2	28.6
23/05/2026	04:00	0	0	0	0	4	0	3	0	0	0	0	0	0	0	0	0	0	0	0	0	7	36.3	43.3	25 to 35	57.1	3	42.9
23/05/2026	05:00	0	1	0	1	2	3	0	0	0	0	0	0	0	0	0	0	0	0	0	0	7	31.3	38.3	30 to 40	71.4	3	42.9
23/05/2026	06:00	1	0	5	6	3	3	4	1	0	1	0	0	0	0	0	0	0	0	0	0	24	31.6	42.5	20 to 30	45.8	9	37.5
23/05/2026	07:00	1	2	4	22	13	5	0	2	0	0	0	0	0	0	0	0	0	0	0	0	49	29.3	35	25 to 35	71.4	7	14.3
23/05/2026	08:00	5	3	17	45	23	11	0	1	0	0	0	0	0	0	0	0	0	0	0	0	105	27.8	34.1	25 to 35	64.8	12	11.4
23/05/2026	09:00	2	13	39	51	33	11	1	1	0	0	0	0	0	0	0	0	0	0	0	0	151	27.1	33.5	20 to 30	59.6	13	8.6
23/05/2026	10:00	2	5	42	89	50	13	1	0	0	0	0	0	0	0	0	0	0	0	0	0	202	27.9	33.4	25 to 35	68.8	14	6.9
23/05/2026	11:00	4	9	44	103	61	20	2	1	0	1	0	0	0	0	0	0	0	0	0	0	245	28.3	33.9	25 to 35	66.9	24	9.8
23/05/2026	12:00	3	9	37	102	69	20	1	0	0	0	0	0	0	0	0	0	0	0	0	0	241	28.4	33.9	25 to 35	71	21	8.7
23/05/2026	13:00	3	1	31	88	72	25	5	2	0	1	0	0	0	0	0	0	0	0	0	0	228	29.8	34.9	25 to 35	70.2	33	14.5
23/05/2026	14:00	5	8	27	80	56	19	3	2	0	0	0	0	0	0	0	0	0	0	0	0	200	28.7	34.5	25 to 35	68	24	12
23/05/2026	15:00	3	6	34	63	60	17	2	0	0	0	0	0	0	0	0	0	0	0	0	0	185	28.6	34.2	25 to 35	66.5	19	10.3
23/05/2026	16:00	4	12	31	85	52	27	4	3	1	0	0	0	0	0	0	0	0	0	0	0	219	29	35.4	25 to 35	62.6	35	16
23/05/2026	17:00	6	9	29	76	52	16	3	0	0	0	0	1	0	0	0	0	0	0	0	0	192	28.3	34.1	25 to 35	66.7	20	10.4
23/05/2026	18:00	2	1	49	89	66	17	3	1	0	0	0	0	0	0	0	0	0	0	0	0	228	28.6	34	25 to 35	68	21	9.2
23/05/2026	19:00	2	4	31	84	31	12	2	1	1	2	0	0	0	0	0	0	0	0	0	0	170	28.5	33.7	20 to 30	67.6	18	10.6
23/05/2026	20:00	1	3	28	60	41	12	2	0	1	0	0	0	0	0	0	0	0	0	0	0	148	28.7	34.1	25 to 35	68.2	15	10.1
23/05/2026	21:00	0	9	28	46	28	13	2	1	0	0	0	0	0	0	0	0	0	0	0	0	127	28.1	34.5	20 to 30	58.3	16	12.6
23/05/2026	22:00	0	1	14	40	20	8	3	0	1	0	0	0	0	0	0	0	0	0	0	0	87	29.3	34.8	25 to 35	69	12	13.8
23/05/2026	23:00	0	1	8	26	14	4	2	0	0	0	0	0	0	0	0	0	0	0	0	0	55	29	34.3	25 to 35	72.7	6	10.9
24 Hr Summary		44	101	506	1184	771	262	46	16	5	5	0	2	0	0	0	0	0	0	0	0	2942	28.6	34.3	25 to 35	66.5	336	11.4

Incoming Histogram

202605 Singleton Hill May 2026

from Thu-May-14-2026-08-00-AM to Tue-Jun-02-2026-04-59-PM

Date	Starting Hr:min	<15	15 to <20	20 to <25	25 to <30	30 to <35	35 to <40	40 to <45	45 to <50	50 to <55	55 to <60	60 to <65	65 to <70	70 to <75	75 to <80	80 to <85	85 to <90	90 to <95	95 to <100	100 to >105	Total Counts	Avg Speed (MPH)	85pet Speed	10MPH Pace	% in pace	# of Speeders	% Speeders	
24/05/2026	00:00	0	0	3	9	7	1	3	0	0	0	0	0	0	0	0	0	0	0	0	0	23	30.4	40	25 to 35	69.6	4	17.4
24/05/2026	01:00	0	0	10	15	3	3	0	0	0	1	0	0	0	0	0	0	0	0	0	0	32	28	33.3	20 to 30	78.1	4	12.5
24/05/2026	02:00	0	0	1	2	4	4	0	0	0	0	0	0	0	0	0	0	0	0	0	0	11	32	37.5	30 to 40	72.7	4	36.4
24/05/2026	03:00	0	0	1	3	3	1	0	0	0	0	0	0	0	0	0	0	0	0	0	0	8	29.5	35	25 to 35	75	1	12.5
24/05/2026	04:00	0	0	0	1	5	0	2	0	1	0	0	0	0	0	0	0	0	0	0	0	9	36.1	45	25 to 35	66.7	3	33.3
24/05/2026	05:00	0	0	2	1	1	1	0	0	0	0	0	0	0	0	0	0	0	0	0	0	5	28	35	20 to 30	60	1	20
24/05/2026	06:00	3	1	1	6	4	0	0	0	0	0	0	0	0	0	0	0	0	0	0	0	15	24.1	32.5	25 to 35	66.7	*	*
24/05/2026	07:00	3	5	8	11	12	4	0	1	0	0	0	0	0	0	0	0	0	0	0	0	44	26.8	34.2	25 to 35	52.3	5	11.4
24/05/2026	08:00	3	3	11	13	9	7	1	1	0	0	0	0	0	0	0	0	0	0	0	0	48	27.6	36.4	20 to 30	50	9	18.8
24/05/2026	09:00	0	6	17	26	25	14	1	3	0	0	0	0	0	0	0	0	0	0	0	0	92	29.5	36.4	25 to 35	55.4	18	19.6
24/05/2026	10:00	4	5	25	65	48	14	4	0	0	0	0	0	0	0	0	0	0	0	0	0	165	28.5	34.3	25 to 35	68.5	18	10.9
24/05/2026	11:00	6	6	18	72	63	17	3	1	0	1	0	0	0	0	0	0	0	0	0	0	187	29.1	34.5	25 to 35	72.2	22	11.8
24/05/2026	12:00	2	8	35	104	55	16	3	0	0	0	0	0	0	0	0	0	0	0	0	0	223	28.3	33.7	25 to 35	71.3	19	8.5
24/05/2026	13:00	4	2	28	92	51	19	6	0	0	0	0	0	0	0	0	0	0	0	0	0	202	29	34.5	25 to 35	70.8	25	12.4
24/05/2026	14:00	0	3	28	98	56	20	2	2	0	0	0	0	0	0	0	0	0	0	0	0	209	29.2	34.4	25 to 35	73.7	24	11.5
24/05/2026	15:00	2	4	17	65	59	30	3	0	0	0	0	0	0	0	0	0	0	0	0	0	180	30.1	36	25 to 35	68.9	33	18.3
24/05/2026	16:00	2	2	29	66	55	21	5	2	0	0	0	0	0	0	0	0	0	0	0	0	182	29.6	35.2	25 to 35	66.5	28	15.4
24/05/2026	17:00	1	1	33	50	28	20	7	2	0	1	0	0	0	0	0	0	0	0	0	0	143	29.6	37.2	20 to 30	58	30	21
24/05/2026	18:00	2	5	33	59	40	12	2	1	1	0	0	0	0	0	0	0	0	0	0	0	155	28.3	34.1	25 to 35	63.9	16	10.3
24/05/2026	19:00	2	7	26	74	26	12	2	0	0	0	0	0	0	0	0	0	0	0	0	0	149	27.7	33.5	20 to 30	67.1	14	9.4
24/05/2026	20:00	1	3	24	63	36	17	5	0	0	0	0	0	0	0	0	0	0	0	0	0	149	29.1	35	25 to 35	66.4	22	14.8
24/05/2026	21:00	1	2	22	43	21	4	3	0	0	0	0	0	0	0	0	0	0	0	0	0	96	27.9	33.3	20 to 30	67.7	7	7.3
24/05/2026	22:00	0	0	19	25	8	8	2	0	0	0	0	0	0	0	0	0	0	0	0	0	62	28.2	35.6	20 to 30	71	10	16.1
24/05/2026	23:00	0	1	12	11	14	1	1	0	0	0	0	0	0	0	0	0	0	0	0	0	40	27.9	33.6	25 to 35	62.5	2	5
24 Hr Summary		36	64	403	974	633	246	55	13	2	3	0	0	0	0	0	0	0	0	0	0	2429	28.9	34.6	25 to 35	66.2	319	13.1

Incoming Histogram

202605 Singleton Hill May 2026

from Thu-May-14-2026-08-00-AM to Tue-Jun-02-2026-04-59-PM

Date	Starting Hr:min	<15	15 to <20	20 to <25	25 to <30	30 to <35	35 to <40	40 to <45	45 to <50	50 to <55	55 to <60	60 to <65	65 to <70	70 to <75	75 to <80	80 to <85	85 to <90	90 to <95	95 to <100	100 to >105	Total Counts	Avg Speed (MPH)	85pct Speed	10MPH Pace	% in pace	# of Speeders	% Speeders	
25/05/2026	00:00	0	0	4	12	8	4	2	1	0	0	0	0	0	0	0	0	0	0	0	0	31	30.7	37.5	25 to 35	64.5	7	22.6
25/05/2026	01:00	0	1	0	1	3	1	0	0	0	0	0	0	0	0	0	0	0	0	0	0	6	29.5	35	25 to 35	66.7	1	16.7
25/05/2026	02:00	0	0	1	3	1	0	0	0	0	0	0	0	0	0	0	0	0	0	0	0	5	27	30	20 to 30	80	*	*
25/05/2026	03:00	0	0	0	1	0	1	1	0	1	0	0	0	0	0	0	0	0	0	0	0	4	39.5	45	35 to 45	50	3	75
25/05/2026	04:00	0	0	0	1	2	0	1	0	0	0	0	0	0	0	0	0	0	0	0	0	4	33.2	35	25 to 35	75	1	25
25/05/2026	05:00	0	0	1	0	3	0	0	0	1	0	0	0	0	0	0	0	0	0	0	0	5	34	35	25 to 35	60	1	20
25/05/2026	06:00	1	1	2	7	4	0	1	1	1	0	0	0	0	0	0	0	0	0	0	0	18	29.7	35	25 to 35	61.1	3	16.7
25/05/2026	07:00	2	1	4	15	9	3	1	0	0	0	0	0	0	0	0	0	0	0	0	0	35	27.9	34.4	25 to 35	68.6	4	11.4
25/05/2026	08:00	3	8	9	20	16	6	1	1	1	0	0	0	0	0	0	0	0	0	0	0	65	27.7	34.7	25 to 35	55.4	9	13.8
25/05/2026	09:00	3	9	22	44	25	17	3	1	0	0	0	0	0	0	0	0	0	0	0	0	124	28.2	35.6	25 to 35	55.6	21	16.9
25/05/2026	10:00	3	1	20	65	59	19	5	1	0	0	0	0	0	0	0	0	0	0	0	0	173	29.8	34.9	25 to 35	71.7	25	14.5
25/05/2026	11:00	3	8	37	83	47	15	2	0	0	0	0	0	0	0	0	0	0	0	0	0	195	27.9	33.7	25 to 35	66.7	17	8.7
25/05/2026	12:00	5	7	29	54	47	10	3	0	0	1	0	0	0	0	0	0	0	0	0	0	156	28.1	34	25 to 35	64.7	14	9
25/05/2026	13:00	3	4	15	62	56	24	2	0	0	0	0	0	0	0	0	0	0	0	0	0	166	29.7	35.2	25 to 35	71.1	26	15.7
25/05/2026	14:00	2	3	23	65	56	17	2	1	0	0	0	0	0	0	0	0	0	0	0	0	169	29.3	34.6	25 to 35	71.6	20	11.8
25/05/2026	15:00	2	5	17	76	49	22	5	0	0	0	0	0	0	0	0	0	0	0	0	0	176	29.5	35.2	25 to 35	71	27	15.3
25/05/2026	16:00	2	5	15	55	57	18	6	1	0	0	0	0	0	0	0	0	0	0	0	0	159	30	35.3	25 to 35	70.4	25	15.7
25/05/2026	17:00	0	3	24	66	46	14	5	0	0	0	0	0	0	0	0	0	0	0	0	0	158	29.3	34.5	25 to 35	70.9	19	12
25/05/2026	18:00	5	3	18	55	44	24	3	0	0	0	0	0	0	0	0	0	0	0	0	0	152	29.3	35.8	25 to 35	65.1	27	17.8
25/05/2026	19:00	1	4	18	63	58	11	1	0	0	0	0	0	0	0	0	0	0	0	0	0	156	29.1	34.1	25 to 35	77.6	12	7.7
25/05/2026	20:00	0	3	14	63	46	14	0	0	0	0	0	0	0	0	0	0	0	0	0	0	140	29.3	34.2	25 to 35	77.9	14	10
25/05/2026	21:00	0	4	30	43	24	7	1	1	0	0	0	0	0	0	0	0	0	0	0	0	110	27.7	33.5	20 to 30	66.4	9	8.2
25/05/2026	22:00	0	2	11	17	11	3	2	2	0	0	0	0	0	0	0	0	0	0	0	0	48	28.9	35	20 to 30	58.3	7	14.6
25/05/2026	23:00	0	1	6	7	13	4	0	0	0	0	0	0	0	0	0	0	0	0	0	0	31	29.4	34.6	25 to 35	64.5	4	12.9
24 Hr Summary		35	73	320	878	684	234	47	10	4	1	0	0	0	0	0	0	0	0	0	0	2286	29.1	34.7	25 to 35	68.3	296	12.9

Incoming Histogram

202605 Singleton Hill May 2026

from Thu-May-14-2026-08-00-AM to Tue-Jun-02-2026-04-59-PM

Date	Starting Hr:min	<15	15 to <20	20 to <25	25 to <30	30 to <35	35 to <40	40 to <45	45 to <50	50 to <55	55 to <60	60 to <65	65 to <70	70 to <75	75 to <80	80 to <85	85 to <90	90 to <95	95 to <100	100 to >105	Total Counts	Avg Speed (MPH)	85pet Speed	10MPH Pace	% in pace	# of Speeders	% Speeders	
26/05/2026	00:00	0	2	0	8	5	0	1	1	0	0	0	0	0	0	0	0	0	0	0	0	17	29.5	34	25 to 35	76.5	2	11.8
26/05/2026	01:00	0	1	0	4	1	1	1	0	0	0	0	0	0	0	0	0	0	0	0	0	8	29.6	40	25 to 35	62.5	2	25
26/05/2026	02:00	0	0	0	1	0	0	0	0	0	0	0	0	0	0	0	0	0	0	0	0	1	27	30	20 to 30	100	*	*
26/05/2026	03:00	0	0	1	1	2	1	2	0	1	0	0	0	0	0	0	0	0	0	0	0	8	35.8	45	25 to 35	37.5	4	50
26/05/2026	04:00	0	0	0	0	6	1	0	0	1	0	0	0	0	0	0	0	0	0	0	0	8	35.1	40	30 to 40	87.5	2	25
26/05/2026	05:00	2	0	3	3	0	0	1	0	0	0	0	0	0	0	0	0	0	0	0	0	9	23.1	30	20 to 30	66.7	1	11.1
26/05/2026	06:00	1	3	7	7	12	5	0	0	0	0	0	0	0	0	0	0	0	0	0	0	35	28.2	35	25 to 35	54.3	5	14.3
26/05/2026	07:00	4	5	19	31	15	8	0	0	0	0	0	0	0	0	0	0	0	0	0	0	82	26.7	33.7	20 to 30	61	8	9.8
26/05/2026	08:00	2	10	21	32	25	9	2	0	0	0	0	0	0	0	0	0	0	0	0	0	101	27.4	34.2	25 to 35	56.4	11	10.9
26/05/2026	09:00	1	8	26	47	35	6	3	0	0	0	0	0	0	0	0	0	0	0	0	0	126	27.8	33.6	25 to 35	65.1	9	7.1
26/05/2026	10:00	6	8	29	57	36	15	3	1	1	0	0	0	0	0	0	0	0	0	0	0	156	28	34.6	25 to 35	59.6	20	12.8
26/05/2026	11:00	3	4	34	69	45	15	5	0	0	0	0	0	0	0	0	0	0	0	0	0	175	28.5	34.3	25 to 35	65.1	20	11.4
26/05/2026	12:00	3	1	27	65	41	22	5	0	0	0	0	0	0	0	0	0	0	0	0	0	164	29.2	35.5	25 to 35	64.6	27	16.5
26/05/2026	13:00	4	8	21	63	43	11	4	0	0	0	0	0	0	0	0	0	0	0	0	0	154	28.2	34.1	25 to 35	68.8	15	9.7
26/05/2026	14:00	5	11	30	80	59	13	3	0	0	0	0	0	0	0	0	0	0	0	0	0	201	28	33.8	25 to 35	69.2	16	8
26/05/2026	15:00	4	4	34	85	65	17	4	1	1	0	0	0	0	0	0	0	0	0	0	0	215	28.9	34.3	25 to 35	69.8	23	10.7
26/05/2026	16:00	3	9	37	99	90	23	4	0	0	0	0	0	0	0	0	0	0	0	0	0	265	29	34.3	25 to 35	71.3	27	10.2
26/05/2026	17:00	4	15	46	140	103	29	4	1	0	0	0	0	0	0	0	0	0	0	0	0	342	28.7	34.2	25 to 35	71.1	34	9.9
26/05/2026	18:00	4	5	44	104	63	20	3	2	0	0	0	0	0	0	0	0	0	0	0	0	245	28.5	34	25 to 35	68.2	25	10.2
26/05/2026	19:00	0	7	32	76	52	27	5	2	1	0	0	0	0	0	0	0	0	0	0	0	202	29.6	35.9	25 to 35	63.4	35	17.3
26/05/2026	20:00	10	4	34	65	47	16	2	1	0	0	0	0	0	0	0	0	0	0	0	0	179	27.7	34.1	25 to 35	62.6	19	10.6
26/05/2026	21:00	1	6	22	63	22	12	1	0	0	0	0	0	0	0	0	0	0	0	0	0	127	27.8	33.6	20 to 30	66.9	13	10.2
26/05/2026	22:00	3	0	15	19	9	8	3	2	0	0	1	0	0	0	0	0	0	0	0	0	60	29.3	38.1	20 to 30	56.7	14	23.3
26/05/2026	23:00	0	1	13	16	6	3	1	0	0	0	0	0	0	0	0	0	0	0	0	0	40	27.3	33.3	20 to 30	72.5	4	10
24 Hr Summary		60	112	495	1135	782	262	57	11	5	0	1	0	0	0	0	0	0	0	0	0	2920	28.5	34.3	25 to 35	65.7	336	11.5

Incoming Histogram

202605 Singleton Hill May 2026

from Thu-May-14-2026-08-00-AM to Tue-Jun-02-2026-04-59-PM

Date	Starting Hr:min	<15	15 to <20	20 to <25	25 to <30	30 to <35	35 to <40	40 to <45	45 to <50	50 to <55	55 to <60	60 to <65	65 to <70	70 to <75	75 to <80	80 to <85	85 to <90	90 to <95	95 to <100	100 to >105	Total Counts	Avg Speed (MPH)	85pct Speed	10MPH Pace	% in pace	# of Speeders	% Speeders	
27/05/2026	00:00	0	0	3	3	4	3	2	0	1	1	0	0	0	0	0	0	0	0	0	0	17	34.2	42.5	25 to 35	41.2	7	41.2
27/05/2026	01:00	0	1	1	2	2	2	1	0	0	0	0	0	0	0	0	0	0	0	0	0	9	30.3	40	25 to 35	44.4	3	33.3
27/05/2026	02:00	0	0	0	1	1	1	0	0	0	0	0	0	0	0	0	0	0	0	0	0	3	32	40	25 to 35	66.7	1	33.3
27/05/2026	03:00	0	0	0	1	1	2	1	0	0	0	0	0	0	0	0	0	0	0	0	0	5	35	40	30 to 40	60	3	60
27/05/2026	04:00	0	0	1	1	1	4	1	0	0	0	0	0	0	0	0	0	0	0	0	0	8	33.9	40	30 to 40	62.5	5	62.5
27/05/2026	05:00	0	1	3	2	1	3	1	0	0	0	0	0	0	0	0	0	0	0	0	0	11	29.4	38.3	20 to 30	45.5	4	36.4
27/05/2026	06:00	1	2	5	12	12	6	1	1	0	0	0	0	0	0	0	0	0	0	0	0	40	29.6	36.7	25 to 35	60	8	20
27/05/2026	07:00	1	3	14	26	23	5	2	0	0	0	0	0	0	0	0	0	0	0	0	0	74	28.4	34.1	25 to 35	66.2	7	9.5
27/05/2026	08:00	3	5	20	36	29	12	1	1	0	0	0	0	0	0	0	0	0	0	0	0	107	28.2	34.7	25 to 35	60.7	14	13.1
27/05/2026	09:00	2	3	20	43	29	8	1	1	0	0	0	0	0	0	0	0	0	0	0	0	107	28.2	34	25 to 35	67.3	10	9.3
27/05/2026	10:00	3	7	24	50	37	16	6	0	0	0	0	0	0	0	0	0	0	0	0	0	143	28.7	35.3	25 to 35	60.8	22	15.4
27/05/2026	11:00	4	6	29	64	35	16	3	0	0	0	0	0	0	0	0	0	0	0	0	0	157	28.1	34.3	25 to 35	63.1	19	12.1
27/05/2026	12:00	1	1	27	74	47	18	3	2	1	0	0	0	0	0	0	0	0	0	0	0	174	29.5	34.8	25 to 35	69.5	24	13.8
27/05/2026	13:00	2	8	28	67	59	15	1	3	0	0	0	0	0	0	0	0	0	0	0	0	183	28.9	34.3	25 to 35	68.9	19	10.4
27/05/2026	14:00	5	8	44	67	47	14	3	1	1	0	0	0	0	0	0	0	0	0	0	0	190	27.8	34	25 to 35	60	19	10
27/05/2026	15:00	4	4	28	58	72	27	5	0	1	0	0	0	0	0	0	0	0	0	0	0	199	29.8	35.6	25 to 35	65.3	33	16.6
27/05/2026	16:00	6	12	40	101	91	21	2	2	0	0	0	0	0	0	0	0	0	0	0	0	275	28.5	34.1	25 to 35	69.8	25	9.1
27/05/2026	17:00	5	10	51	135	133	28	2	1	0	0	0	0	0	0	0	0	0	0	0	0	365	29	34.1	25 to 35	73.4	31	8.5
27/05/2026	18:00	1	8	38	132	73	28	2	1	0	0	0	0	0	0	0	0	0	0	0	0	283	28.9	34.2	25 to 35	72.4	31	11
27/05/2026	19:00	2	7	39	99	45	10	10	0	0	0	0	0	0	0	0	0	0	0	0	0	212	28.2	33.7	25 to 35	67.9	20	9.4
27/05/2026	20:00	4	5	22	72	40	16	1	0	0	0	0	0	0	0	0	0	0	0	0	0	160	28.2	34.1	25 to 35	70	17	10.6
27/05/2026	21:00	3	3	29	52	30	5	1	0	0	0	0	0	0	0	0	0	0	0	0	0	123	27.4	33	25 to 35	66.7	6	4.9
27/05/2026	22:00	1	1	24	24	24	9	1	0	0	0	0	0	0	0	0	0	0	0	0	0	84	28.3	34.4	20 to 30	57.1	10	11.9
27/05/2026	23:00	3	5	2	14	7	3	2	0	0	0	0	0	0	0	0	0	0	0	0	0	36	26.8	35	25 to 35	58.3	5	13.9
24 Hr Summary		51	100	492	1136	843	272	53	13	4	1	0	0	0	0	0	0	0	0	0	2965	28.7	34.4	25 to 35	66.7	343	11.6	

Incoming Histogram

202605 Singleton Hill May 2026

from Thu-May-14-2026-08-00-AM to Tue-Jun-02-2026-04-59-PM

Date	Starting Hr:min	<15	15 to <20	20 to <25	25 to <30	30 to <35	35 to <40	40 to <45	45 to <50	50 to <55	55 to <60	60 to <65	65 to <70	70 to <75	75 to <80	80 to <85	85 to <90	90 to <95	95 to <100	100 to >105	Total Counts	Avg Speed (MPH)	85pet Speed	10MPH Pace	% in pace	# of Speeders	% Speeders	
28/05/2026	00:00	0	1	6	6	5	5	0	1	1	0	0	0	0	0	0	0	0	0	0	0	25	30.4	38	20 to 30	48	7	28
28/05/2026	01:00	0	0	0	4	2	2	0	0	0	0	0	0	0	0	0	0	0	0	0	0	8	30.8	37.5	25 to 35	75	2	25
28/05/2026	02:00	0	0	2	2	1	3	1	0	0	0	0	0	0	0	0	0	0	0	0	0	9	31.6	40	20 to 30	44.4	4	44.4
28/05/2026	03:00	0	0	0	2	2	0	1	0	0	0	0	0	0	0	0	0	0	0	0	0	5	32	35	25 to 35	80	1	20
28/05/2026	04:00	0	0	0	1	0	2	0	0	0	0	0	0	0	0	0	0	0	0	0	0	3	33.7	40	30 to 40	66.7	2	66.7
28/05/2026	05:00	0	2	2	2	4	4	0	0	1	0	0	0	0	0	0	0	0	0	0	0	15	30.7	38.8	30 to 40	53.3	5	33.3
28/05/2026	06:00	3	0	5	15	9	3	0	1	0	0	0	0	0	0	0	0	0	0	0	0	36	27.6	34.4	25 to 35	66.7	4	11.1
28/05/2026	07:00	1	2	11	32	16	9	2	1	0	0	0	0	0	0	0	0	0	0	0	0	74	29.1	35.6	25 to 35	64.9	12	16.2
28/05/2026	08:00	5	21	28	57	26	2	1	0	0	0	0	0	0	0	0	0	0	0	0	0	140	25.4	31.5	20 to 30	60.7	3	2.1
28/05/2026	09:00	1	6	26	45	29	10	0	1	0	0	0	0	0	0	0	0	0	0	0	0	118	27.9	33.8	25 to 35	62.7	11	9.3
28/05/2026	10:00	3	7	25	48	38	8	4	0	0	0	0	0	0	0	0	0	0	0	0	0	133	28	33.9	25 to 35	64.7	12	9
28/05/2026	11:00	2	8	46	75	34	11	1	0	0	0	0	0	0	0	0	0	0	0	0	0	177	27.2	32.8	20 to 30	68.4	12	6.8
28/05/2026	12:00	5	11	58	77	40	17	1	0	0	0	0	0	0	0	0	0	0	0	0	0	209	26.9	33.4	20 to 30	64.6	18	8.6
28/05/2026	13:00	2	2	33	70	52	28	5	1	0	0	0	0	0	0	0	0	0	0	0	0	193	29.6	35.9	25 to 35	63.2	34	17.6
28/05/2026	14:00	6	13	25	70	51	28	2	0	0	0	0	0	0	0	0	0	0	0	0	0	195	28.5	35.2	25 to 35	62.1	30	15.4
28/05/2026	15:00	5	16	72	97	56	8	1	0	0	0	0	0	0	0	0	0	0	0	0	0	255	26.5	32.4	20 to 30	66.3	9	3.5
28/05/2026	16:00	12	21	91	147	59	14	1	0	0	0	0	0	0	0	0	0	0	0	0	0	345	26.3	31.9	20 to 30	69	15	4.3
28/05/2026	17:00	8	5	50	135	90	23	2	0	1	0	0	0	0	0	0	0	0	0	0	0	314	28.4	33.8	25 to 35	71.7	26	8.3
28/05/2026	18:00	4	8	47	125	66	18	5	0	1	0	0	0	0	0	0	0	0	0	0	0	274	28.2	33.7	25 to 35	69.7	24	8.8
28/05/2026	19:00	3	2	32	90	62	16	3	1	0	0	0	0	0	0	0	0	0	0	0	0	209	28.8	34.1	25 to 35	72.7	20	9.6
28/05/2026	20:00	2	5	32	80	43	18	3	0	0	0	0	0	0	0	0	0	0	0	0	0	183	28.5	34.3	25 to 35	67.2	21	11.5
28/05/2026	21:00	2	6	26	61	36	8	1	1	0	0	0	0	0	0	0	0	0	0	0	0	141	27.9	33.5	25 to 35	68.8	10	7.1
28/05/2026	22:00	1	5	18	36	14	6	4	1	0	0	0	0	0	0	0	0	0	0	0	0	85	28	34.3	20 to 30	63.5	11	12.9
28/05/2026	23:00	2	0	7	19	11	8	0	1	0	0	0	0	0	0	0	0	0	0	0	0	48	29.2	36.2	25 to 35	62.5	9	18.8
24 Hr Summary		67	141	642	1296	746	251	38	9	4	0	0	0	0	0	0	0	0	0	0	0	3194	27.8	33.8	25 to 35	63.9	302	9.5

Incoming Histogram

202605 Singleton Hill May 2026

from Thu-May-14-2026-08-00-AM to Tue-Jun-02-2026-04-59-PM

Date	Starting Hr:min	<15	15 to <20	20 to <25	25 to <30	30 to <35	35 to <40	40 to <45	45 to <50	50 to <55	55 to <60	60 to <65	65 to <70	70 to <75	75 to <80	80 to <85	85 to <90	90 to <95	95 to <100	100 to >105	Total Counts	Avg Speed (MPH)	85pet Speed	10MPH Pace	% in pace	# of Speeders	% Speeders	
29/05/2026	00:00	0	2	3	8	8	2	1	1	0	0	0	0	0	0	0	0	0	0	0	0	25	29.5	35	25 to 35	64	4	16
29/05/2026	01:00	1	0	1	3	3	1	0	0	0	0	0	0	0	0	0	0	0	0	0	0	9	27.1	35	25 to 35	66.7	1	11.1
29/05/2026	02:00	0	0	2	1	1	1	0	0	0	0	0	0	0	0	0	0	0	0	0	0	5	28	35	20 to 30	60	1	20
29/05/2026	03:00	0	0	0	3	0	0	0	0	0	0	0	0	0	0	0	0	0	0	0	0	3	27.3	30	20 to 30	100	*	*
29/05/2026	04:00	0	0	0	1	1	1	0	0	0	0	0	0	0	0	0	0	0	0	0	0	3	32	40	25 to 35	66.7	1	33.3
29/05/2026	05:00	1	2	0	2	2	5	2	0	0	0	1	0	0	0	0	0	0	0	0	0	15	32.8	42.5	30 to 40	46.7	8	53.3
29/05/2026	06:00	3	1	4	15	10	6	2	0	0	0	0	0	0	0	0	0	0	0	0	0	41	28.6	36.7	25 to 35	61	8	19.5
29/05/2026	07:00	1	3	11	26	24	7	3	0	0	0	0	0	0	0	0	0	0	0	0	0	75	29.1	34.8	25 to 35	66.7	10	13.3
29/05/2026	08:00	5	8	22	32	23	7	3	0	1	0	0	0	0	0	0	0	0	0	0	0	101	27.1	34.1	25 to 35	54.5	11	10.9
29/05/2026	09:00	1	7	33	52	17	5	3	0	0	0	0	0	0	0	0	0	0	0	0	0	118	26.8	32.1	20 to 30	72	8	6.8
29/05/2026	10:00	2	9	26	48	47	11	2	0	0	0	0	0	0	0	0	0	0	0	0	0	145	28.2	34	25 to 35	65.5	13	9
29/05/2026	11:00	2	4	18	80	40	21	1	0	0	0	0	0	0	0	0	0	0	0	0	0	166	29	34.6	25 to 35	72.3	22	13.3
29/05/2026	12:00	3	10	28	77	39	13	1	1	0	0	0	0	0	0	0	0	0	0	0	0	172	27.8	33.6	25 to 35	67.4	15	8.7
29/05/2026	13:00	1	7	65	84	48	14	2	0	1	0	0	0	0	0	0	0	0	0	0	0	222	27.5	33.3	20 to 30	67.1	17	7.7
29/05/2026	14:00	6	7	45	97	47	20	2	2	0	0	0	0	0	0	0	0	0	0	0	0	226	27.9	33.9	25 to 35	63.7	24	10.6
29/05/2026	15:00	0	11	33	104	59	21	4	0	0	0	0	0	0	0	0	0	0	0	0	0	232	28.7	34.2	25 to 35	70.3	25	10.8
29/05/2026	16:00	3	8	44	120	73	33	6	2	0	0	0	0	0	0	0	0	0	0	0	0	289	29.1	34.9	25 to 35	66.8	41	14.2
29/05/2026	17:00	8	8	59	130	97	20	6	1	0	0	0	0	0	0	0	0	0	0	0	0	329	28.3	33.9	25 to 35	69	27	8.2
29/05/2026	18:00	6	7	41	111	87	22	0	0	1	0	0	0	0	0	0	0	0	0	0	0	275	28.6	34	25 to 35	72	23	8.4
29/05/2026	19:00	3	5	31	89	58	22	5	0	1	0	0	0	0	0	0	0	0	0	0	0	214	29	34.7	25 to 35	68.7	28	13.1
29/05/2026	20:00	1	2	33	77	51	7	1	0	0	0	0	0	0	0	0	0	0	0	0	0	172	28.2	33.2	25 to 35	74.4	8	4.7
29/05/2026	21:00	1	9	44	49	17	6	1	0	0	0	0	0	0	0	0	0	0	0	0	0	127	26.1	31.5	20 to 30	73.2	7	5.5
29/05/2026	22:00	0	2	19	47	23	11	1	3	0	0	0	0	0	0	0	0	0	0	0	0	106	29.1	34.8	25 to 35	66	15	14.2
29/05/2026	23:00	0	0	12	27	15	5	1	4	1	0	0	0	0	0	0	0	0	0	0	0	65	30.2	36	25 to 35	64.6	11	16.9
24 Hr Summary		48	112	574	1283	790	261	47	14	5	0	1	0	0	0	0	0	0	0	0	0	3135	28.3	34.1	25 to 35	66.1	328	10.5

Incoming Histogram

202605 Singleton Hill May 2026

from Thu-May-14-2026-08-00-AM to Tue-Jun-02-2026-04-59-PM

Date	Starting Hr:min	<15	15 to <20	20 to <25	25 to <30	30 to <35	35 to <40	40 to <45	45 to <50	50 to <55	55 to <60	60 to <65	65 to <70	70 to <75	75 to <80	80 to <85	85 to <90	90 to <95	95 to <100	100 to >105	Total Counts	Avg Speed (MPH)	85pct Speed	10MPH Pace	% in pace	# of Speeders	% Speeders	
30/05/2026	00:00	1	0	5	18	5	4	1	1	0	0	0	0	0	0	0	0	0	0	0	0	35	28.8	36.2	20 to 30	65.7	6	17.1
30/05/2026	01:00	0	0	1	5	7	4	1	1	0	0	0	0	0	0	0	0	0	0	0	0	19	32.7	38.8	25 to 35	63.2	6	31.6
30/05/2026	02:00	0	0	2	3	1	1	1	0	0	0	0	0	0	0	0	0	0	0	0	0	8	29.5	40	20 to 30	62.5	2	25
30/05/2026	03:00	0	0	2	1	4	2	0	0	0	0	0	0	0	0	0	0	0	0	0	0	9	30.4	37.5	30 to 40	66.7	2	22.2
30/05/2026	04:00	0	0	1	0	1	2	1	1	0	0	0	0	0	0	0	0	0	0	0	0	6	36.2	45	30 to 40	50	4	66.7
30/05/2026	05:00	1	0	3	0	3	0	0	0	0	0	0	0	0	0	0	0	0	0	0	0	7	24.1	33.3	15 to 25	42.9	*	*
30/05/2026	06:00	1	1	1	7	11	2	1	0	0	0	0	0	0	0	0	0	0	0	0	0	24	29.6	34.5	25 to 35	75	3	12.5
30/05/2026	07:00	3	3	5	21	15	5	4	0	0	0	0	0	0	0	0	0	0	0	0	0	56	28.5	36	25 to 35	64.3	9	16.1
30/05/2026	08:00	6	5	10	37	27	10	3	0	0	0	0	0	0	0	0	0	0	0	0	0	98	28.1	34.6	25 to 35	65.3	13	13.3
30/05/2026	09:00	2	9	38	61	26	8	4	3	0	0	0	0	0	0	0	0	0	0	0	0	151	27.5	33.5	20 to 30	65.6	15	9.9
30/05/2026	10:00	9	6	37	85	55	17	1	0	0	0	0	0	0	0	0	0	0	0	0	0	210	27.7	33.7	25 to 35	66.7	18	8.6
30/05/2026	11:00	4	4	36	89	60	21	4	2	1	0	0	0	0	0	0	0	0	0	0	0	221	29	34.6	25 to 35	67.4	28	12.7
30/05/2026	12:00	3	9	52	108	61	14	1	0	0	0	0	0	0	0	0	0	0	0	0	0	248	27.7	33.2	25 to 35	68.1	15	6
30/05/2026	13:00	3	7	48	75	56	20	5	0	0	0	1	0	0	0	0	0	0	0	0	0	215	28.5	34.5	25 to 35	60.9	26	12.1
30/05/2026	14:00	3	11	34	73	59	15	0	2	0	0	0	0	0	0	0	0	0	0	0	0	197	28.2	33.9	25 to 35	67	17	8.6
30/05/2026	15:00	2	5	37	95	81	31	4	0	0	1	0	0	0	0	0	0	0	0	0	0	256	29.5	34.9	25 to 35	68.8	36	14.1
30/05/2026	16:00	4	8	42	83	79	24	7	3	1	0	0	0	0	0	0	0	0	0	0	0	251	29.3	34.8	25 to 35	64.5	35	13.9
30/05/2026	17:00	7	6	36	68	65	20	3	0	0	0	0	0	0	0	0	0	0	0	0	0	205	28.4	34.4	25 to 35	64.9	23	11.2
30/05/2026	18:00	3	3	22	76	57	13	4	4	0	0	0	0	0	0	0	0	0	0	0	0	182	29.4	34.5	25 to 35	73.1	21	11.5
30/05/2026	19:00	2	3	24	67	38	9	2	1	0	0	0	0	0	0	0	0	0	0	0	0	146	28.4	33.7	25 to 35	71.9	12	8.2
30/05/2026	20:00	7	7	26	53	23	6	3	0	0	0	0	0	0	0	0	0	0	0	0	0	125	26.6	32.8	20 to 30	63.2	9	7.2
30/05/2026	21:00	5	4	31	51	26	6	2	0	0	0	0	0	0	0	0	0	0	0	0	0	125	26.8	32.9	20 to 30	65.6	8	6.4
30/05/2026	22:00	1	5	25	49	21	8	1	1	0	0	0	0	0	0	0	0	0	0	0	0	111	27.6	33.3	20 to 30	66.7	10	9
30/05/2026	23:00	0	1	6	24	13	6	0	0	0	0	0	0	0	0	0	0	0	0	0	0	50	29	34.2	25 to 35	74	6	12
24 Hr Summary		67	97	524	1149	794	248	53	19	2	1	1	0	0	0	0	0	0	0	0	0	2955	28.4	34.3	25 to 35	65.8	324	11

Incoming Histogram

202605 Singleton Hill May 2026

from Thu-May-14-2026-08-00-AM to Tue-Jun-02-2026-04-59-PM

Date	Starting Hr:min	<15	15 to <20	20 to <25	25 to <30	30 to <35	35 to <40	40 to <45	45 to <50	50 to <55	55 to <60	60 to <65	65 to <70	70 to <75	75 to <80	80 to <85	85 to <90	90 to <95	95 to <100	100 to >105	Total Counts	Avg Speed (MPH)	85pct Speed	10MPH Pace	% in pace	# of Speeders	% Speeders	
31/05/2026	00:00	0	0	2	17	5	4	2	0	0	0	0	0	0	0	0	0	0	0	0	0	30	30	37.5	25 to 35	73.3	6	20
31/05/2026	01:00	0	0	1	7	6	2	0	0	0	0	0	0	0	0	0	0	0	0	0	0	16	29.9	35	25 to 35	81.2	2	12.5
31/05/2026	02:00	0	0	4	5	3	3	0	1	0	1	0	0	0	0	0	0	0	0	0	0	17	31.5	38.3	20 to 30	52.9	5	29.4
31/05/2026	03:00	0	0	0	0	3	1	0	0	0	0	0	0	0	0	0	0	0	0	0	0	4	33.2	35	30 to 40	100	1	25
31/05/2026	04:00	0	0	0	1	2	1	2	0	0	0	0	0	0	0	0	0	0	0	0	0	6	35.5	42.5	25 to 35	50	3	50
31/05/2026	05:00	0	0	0	2	2	1	0	0	0	1	0	0	0	0	0	0	0	0	0	0	6	35.3	40	25 to 35	66.7	2	33.3
31/05/2026	06:00	1	1	3	4	3	6	2	0	0	0	0	0	0	0	0	0	0	0	0	0	20	30.1	39.2	30 to 40	45	8	40
31/05/2026	07:00	5	1	9	8	9	3	0	0	0	0	0	0	0	0	0	0	0	0	0	0	35	25.2	33.9	20 to 30	48.6	3	8.6
31/05/2026	08:00	2	1	11	17	11	5	0	1	0	0	0	0	0	0	0	0	0	0	0	0	48	27.7	34.5	20 to 30	58.3	6	12.5
31/05/2026	09:00	1	3	15	32	20	8	1	1	0	0	0	0	0	0	0	0	0	0	0	0	81	28.5	34.5	25 to 35	64.2	10	12.3
31/05/2026	10:00	3	4	19	38	48	18	2	0	0	0	0	0	0	0	0	0	0	0	0	0	132	29.4	35	25 to 35	65.2	20	15.2
31/05/2026	11:00	5	3	33	91	51	23	1	0	0	0	1	0	0	0	0	0	0	0	0	0	208	28.7	34.4	25 to 35	68.3	25	12
31/05/2026	12:00	2	14	29	97	66	13	2	1	0	0	0	0	0	0	0	0	0	0	0	0	224	28.3	33.6	25 to 35	72.8	16	7.1
31/05/2026	13:00	1	2	34	82	59	15	4	0	0	0	0	0	0	0	0	0	0	0	0	0	197	28.9	34.1	25 to 35	71.6	19	9.6
31/05/2026	14:00	3	0	24	91	68	25	2	1	0	0	0	0	0	0	0	0	0	0	0	0	214	29.6	34.7	25 to 35	74.3	28	13.1
31/05/2026	15:00	1	3	21	73	67	17	5	0	2	0	0	0	0	0	0	0	0	0	0	0	189	29.9	34.7	25 to 35	74.1	24	12.7
31/05/2026	16:00	1	3	21	86	55	13	4	0	0	0	0	0	0	0	0	0	0	0	0	0	183	29.1	34.1	25 to 35	77	17	9.3
31/05/2026	17:00	3	7	21	65	42	17	0	1	0	0	0	0	0	0	0	0	0	0	0	0	156	28.5	34.4	25 to 35	68.6	18	11.5
31/05/2026	18:00	1	6	21	69	46	16	4	0	0	0	0	0	0	0	0	0	0	0	0	0	163	29	34.6	25 to 35	70.6	20	12.3
31/05/2026	19:00	1	8	30	42	35	14	1	0	0	0	0	0	0	0	0	0	0	0	0	0	131	28	34.3	25 to 35	58.8	15	11.5
31/05/2026	20:00	0	5	23	51	31	7	4	2	0	0	0	0	0	0	0	0	0	0	0	0	123	28.7	34.2	25 to 35	66.7	13	10.6
31/05/2026	21:00	0	3	15	41	16	6	3	0	0	0	0	0	0	0	0	0	0	0	0	0	84	28.3	33.8	25 to 35	67.9	9	10.7
31/05/2026	22:00	*	*	*	*	*	*	*	*	*	*	*	*	*	*	*	*	*	*	*	*	*	*	*	*	*	*	*
31/05/2026	23:00	*	*	*	*	*	*	*	*	*	*	*	*	*	*	*	*	*	*	*	*	*	*	*	*	*	*	*
24 Hr Summary		30	64	336	919	648	218	39	8	2	2	1	0	0	0	0	0	0	0	0	0	2267	28.9	34.5	25 to 35	69.1	270	11.9

Incoming Histogram

202605 Singleton Hill May 2026

from Thu-May-14-2026-08-00-AM to Tue-Jun-02-2026-04-59-PM

Date	Starting Hr:min	<15	15 to <20	20 to <25	25 to <30	30 to <35	35 to <40	40 to <45	45 to <50	50 to <55	55 to <60	60 to <65	65 to <70	70 to <75	75 to <80	80 to <85	85 to <90	90 to <95	95 to <100	100 to >105	Total Counts	Avg Speed (MPH)	85pct Speed	10MPH Pace	% in pace	# of Speeders	% Speeders
01/06/2026	00:00	*	*	*	*	*	*	*	*	*	*	*	*	*	*	*	*	*	*	*	*	*	*	*	*	*	*
01/06/2026	01:00	*	*	*	*	*	*	*	*	*	*	*	*	*	*	*	*	*	*	*	*	*	*	*	*	*	*
01/06/2026	02:00	*	*	*	*	*	*	*	*	*	*	*	*	*	*	*	*	*	*	*	*	*	*	*	*	*	*
01/06/2026	03:00	*	*	*	*	*	*	*	*	*	*	*	*	*	*	*	*	*	*	*	*	*	*	*	*	*	*
01/06/2026	04:00	*	*	*	*	*	*	*	*	*	*	*	*	*	*	*	*	*	*	*	*	*	*	*	*	*	*
01/06/2026	05:00	*	*	*	*	*	*	*	*	*	*	*	*	*	*	*	*	*	*	*	*	*	*	*	*	*	*
01/06/2026	06:00	*	*	*	*	*	*	*	*	*	*	*	*	*	*	*	*	*	*	*	*	*	*	*	*	*	*
01/06/2026	07:00	*	*	*	*	*	*	*	*	*	*	*	*	*	*	*	*	*	*	*	*	*	*	*	*	*	*
01/06/2026	08:00	*	*	*	*	*	*	*	*	*	*	*	*	*	*	*	*	*	*	*	*	*	*	*	*	*	*
01/06/2026	09:00	*	*	*	*	*	*	*	*	*	*	*	*	*	*	*	*	*	*	*	*	*	*	*	*	*	*
01/06/2026	10:00	*	*	*	*	*	*	*	*	*	*	*	*	*	*	*	*	*	*	*	*	*	*	*	*	*	*
01/06/2026	11:00	*	*	*	*	*	*	*	*	*	*	*	*	*	*	*	*	*	*	*	*	*	*	*	*	*	*
01/06/2026	12:00	*	*	*	*	*	*	*	*	*	*	*	*	*	*	*	*	*	*	*	*	*	*	*	*	*	*
01/06/2026	13:00	*	*	*	*	*	*	*	*	*	*	*	*	*	*	*	*	*	*	*	*	*	*	*	*	*	*
01/06/2026	14:00	*	*	*	*	*	*	*	*	*	*	*	*	*	*	*	*	*	*	*	*	*	*	*	*	*	*
01/06/2026	15:00	*	*	*	*	*	*	*	*	*	*	*	*	*	*	*	*	*	*	*	*	*	*	*	*	*	*
01/06/2026	16:00	*	*	*	*	*	*	*	*	*	*	*	*	*	*	*	*	*	*	*	*	*	*	*	*	*	*
01/06/2026	17:00	*	*	*	*	*	*	*	*	*	*	*	*	*	*	*	*	*	*	*	*	*	*	*	*	*	*
01/06/2026	18:00	*	*	*	*	*	*	*	*	*	*	*	*	*	*	*	*	*	*	*	*	*	*	*	*	*	*
01/06/2026	19:00	*	*	*	*	*	*	*	*	*	*	*	*	*	*	*	*	*	*	*	*	*	*	*	*	*	*
01/06/2026	20:00	*	*	*	*	*	*	*	*	*	*	*	*	*	*	*	*	*	*	*	*	*	*	*	*	*	*
01/06/2026	21:00	*	*	*	*	*	*	*	*	*	*	*	*	*	*	*	*	*	*	*	*	*	*	*	*	*	*
01/06/2026	22:00	*	*	*	*	*	*	*	*	*	*	*	*	*	*	*	*	*	*	*	*	*	*	*	*	*	*
01/06/2026	23:00	*	*	*	*	*	*	*	*	*	*	*	*	*	*	*	*	*	*	*	*	*	*	*	*	*	*
24 Hr Summary		0	0	0	0	0	0	0	0	0	0	0	0	0	0	0	0	0	0	0	0	0	0	0	*	*	*

Incoming Histogram

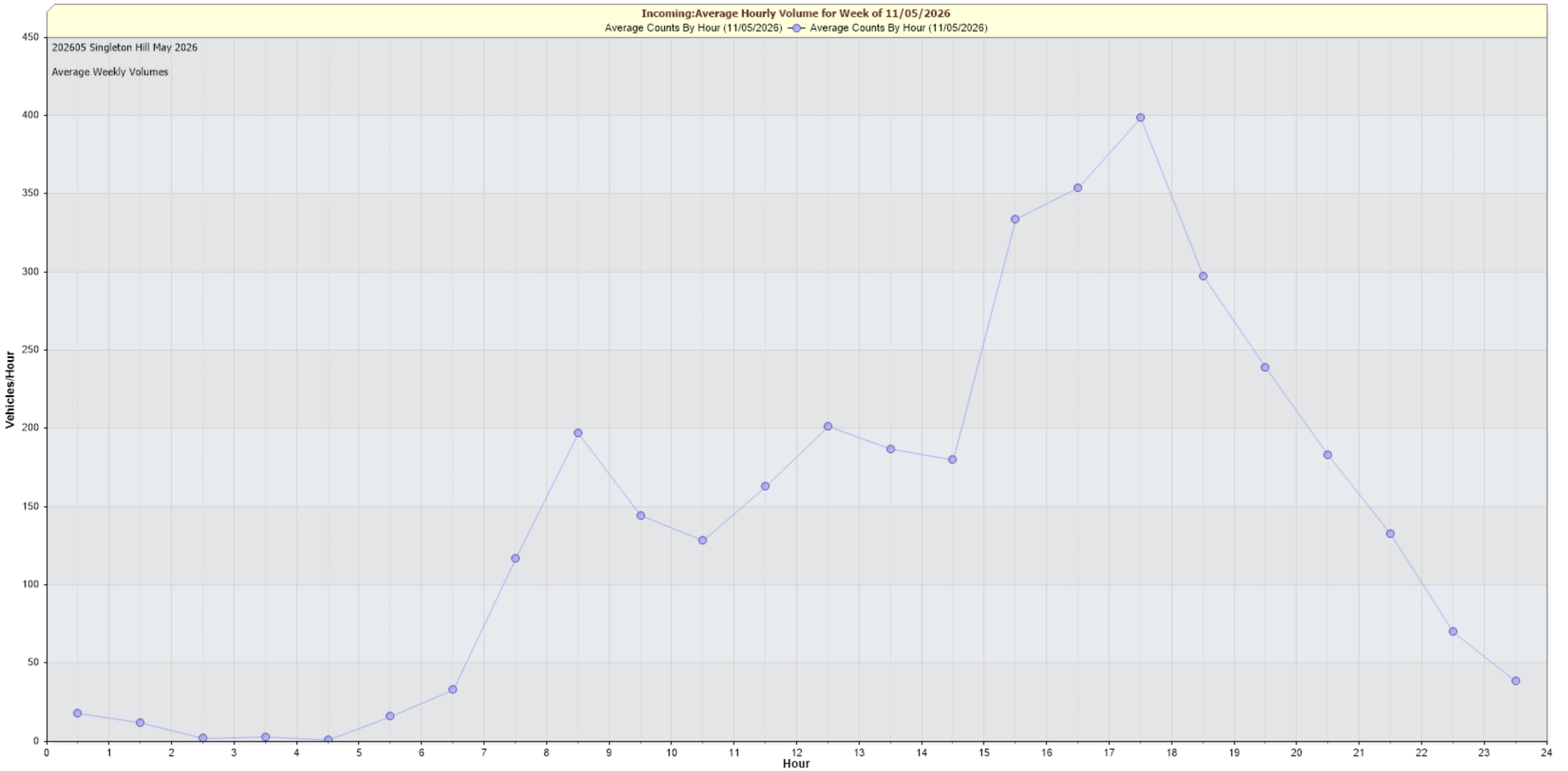
202605 Singleton Hill May 2026

from Thu-May-14-2026-08-00-AM to Tue-Jun-02-2026-04-59-PM

Date	Starting Hr:min	<15	15 to <20	20 to <25	25 to <30	30 to <35	35 to <40	40 to <45	45 to <50	50 to <55	55 to <60	60 to <65	65 to <70	70 to <75	75 to <80	80 to <85	85 to <90	90 to <95	95 to <100	100 to >105	Total Counts	Avg Speed (MPH)	85pct Speed	10MPH Pace	% in pace	# of Speeders	% Speeders	
02/06/2026	00:00	*	*	*	*	*	*	*	*	*	*	*	*	*	*	*	*	*	*	*	*	*	*	*	*	*	*	
02/06/2026	01:00	*	*	*	*	*	*	*	*	*	*	*	*	*	*	*	*	*	*	*	*	*	*	*	*	*	*	
02/06/2026	02:00	*	*	*	*	*	*	*	*	*	*	*	*	*	*	*	*	*	*	*	*	*	*	*	*	*	*	
02/06/2026	03:00	*	*	*	*	*	*	*	*	*	*	*	*	*	*	*	*	*	*	*	*	*	*	*	*	*	*	
02/06/2026	04:00	*	*	*	*	*	*	*	*	*	*	*	*	*	*	*	*	*	*	*	*	*	*	*	*	*	*	
02/06/2026	05:00	*	*	*	*	*	*	*	*	*	*	*	*	*	*	*	*	*	*	*	*	*	*	*	*	*	*	
02/06/2026	06:00	*	*	*	*	*	*	*	*	*	*	*	*	*	*	*	*	*	*	*	*	*	*	*	*	*	*	
02/06/2026	07:00	*	*	*	*	*	*	*	*	*	*	*	*	*	*	*	*	*	*	*	*	*	*	*	*	*	*	
02/06/2026	08:00	*	*	*	*	*	*	*	*	*	*	*	*	*	*	*	*	*	*	*	*	*	*	*	*	*	*	
02/06/2026	09:00	*	*	*	*	*	*	*	*	*	*	*	*	*	*	*	*	*	*	*	*	*	*	*	*	*	*	
02/06/2026	10:00	*	*	*	*	*	*	*	*	*	*	*	*	*	*	*	*	*	*	*	*	*	*	*	*	*	*	
02/06/2026	11:00	*	*	*	*	*	*	*	*	*	*	*	*	*	*	*	*	*	*	*	*	*	*	*	*	*	*	
02/06/2026	12:00	*	*	*	*	*	*	*	*	*	*	*	*	*	*	*	*	*	*	*	*	*	*	*	*	*	*	
02/06/2026	13:00	*	*	*	*	*	*	*	*	*	*	*	*	*	*	*	*	*	*	*	*	*	*	*	*	*	*	
02/06/2026	14:00	*	*	*	*	*	*	*	*	*	*	*	*	*	*	*	*	*	*	*	*	*	*	*	*	*	*	
02/06/2026	15:00	*	*	*	*	*	*	*	*	*	*	*	*	*	*	*	*	*	*	*	*	*	*	*	*	*	*	
02/06/2026	16:00	0	0	0	0	0	0	0	0	0	0	0	0	0	0	0	0	0	0	0	0	0	0	0	*	*	*	
02/06/2026	17:00	*	*	*	*	*	*	*	*	*	*	*	*	*	*	*	*	*	*	*	*	*	*	*	*	*	*	*
02/06/2026	18:00	*	*	*	*	*	*	*	*	*	*	*	*	*	*	*	*	*	*	*	*	*	*	*	*	*	*	*
02/06/2026	19:00	*	*	*	*	*	*	*	*	*	*	*	*	*	*	*	*	*	*	*	*	*	*	*	*	*	*	*
02/06/2026	20:00	*	*	*	*	*	*	*	*	*	*	*	*	*	*	*	*	*	*	*	*	*	*	*	*	*	*	*
02/06/2026	21:00	*	*	*	*	*	*	*	*	*	*	*	*	*	*	*	*	*	*	*	*	*	*	*	*	*	*	*
02/06/2026	22:00	*	*	*	*	*	*	*	*	*	*	*	*	*	*	*	*	*	*	*	*	*	*	*	*	*	*	*
02/06/2026	23:00	*	*	*	*	*	*	*	*	*	*	*	*	*	*	*	*	*	*	*	*	*	*	*	*	*	*	*
24 Hr Summary		0	0	0	0	0	0	0	0	0	0	0	0	0	0	0	0	0	0	0	0	0	0	0	*	*	*	

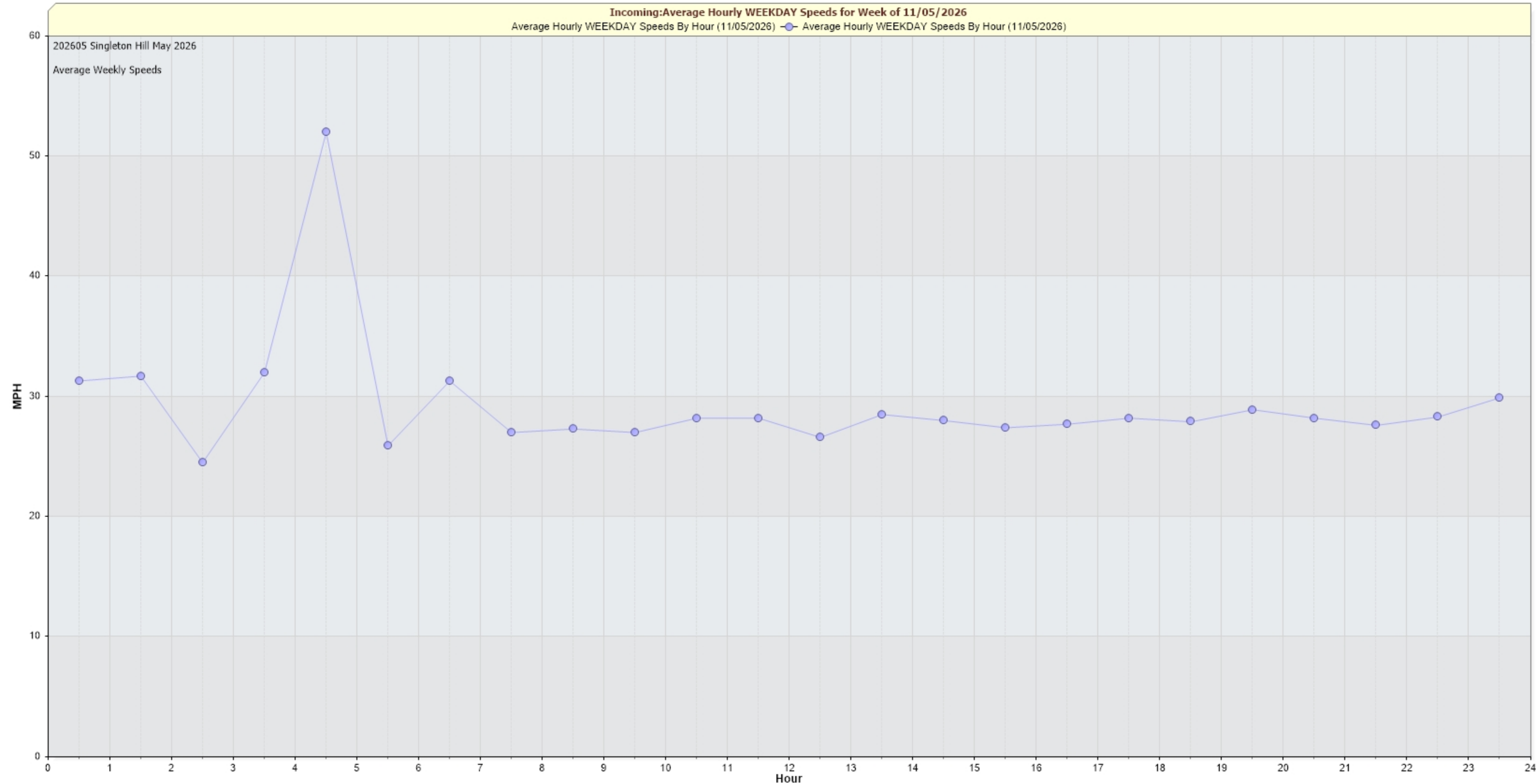
Incoming:Average Hourly Volume for Week of 11/05/2026
Average Counts By Hour (11/05/2026) — Average Counts By Hour (11/05/2026)

202605 Singleton Hill May 2026
Average Weekly Volumes



Incoming: Average Hourly WEEKDAY Speeds for Week of 11/05/2026
Average Hourly WEEKDAY Speeds By Hour (11/05/2026) — Average Hourly WEEKDAY Speeds By Hour (11/05/2026)

202605 Singleton Hill May 2026
Average Weekly Speeds



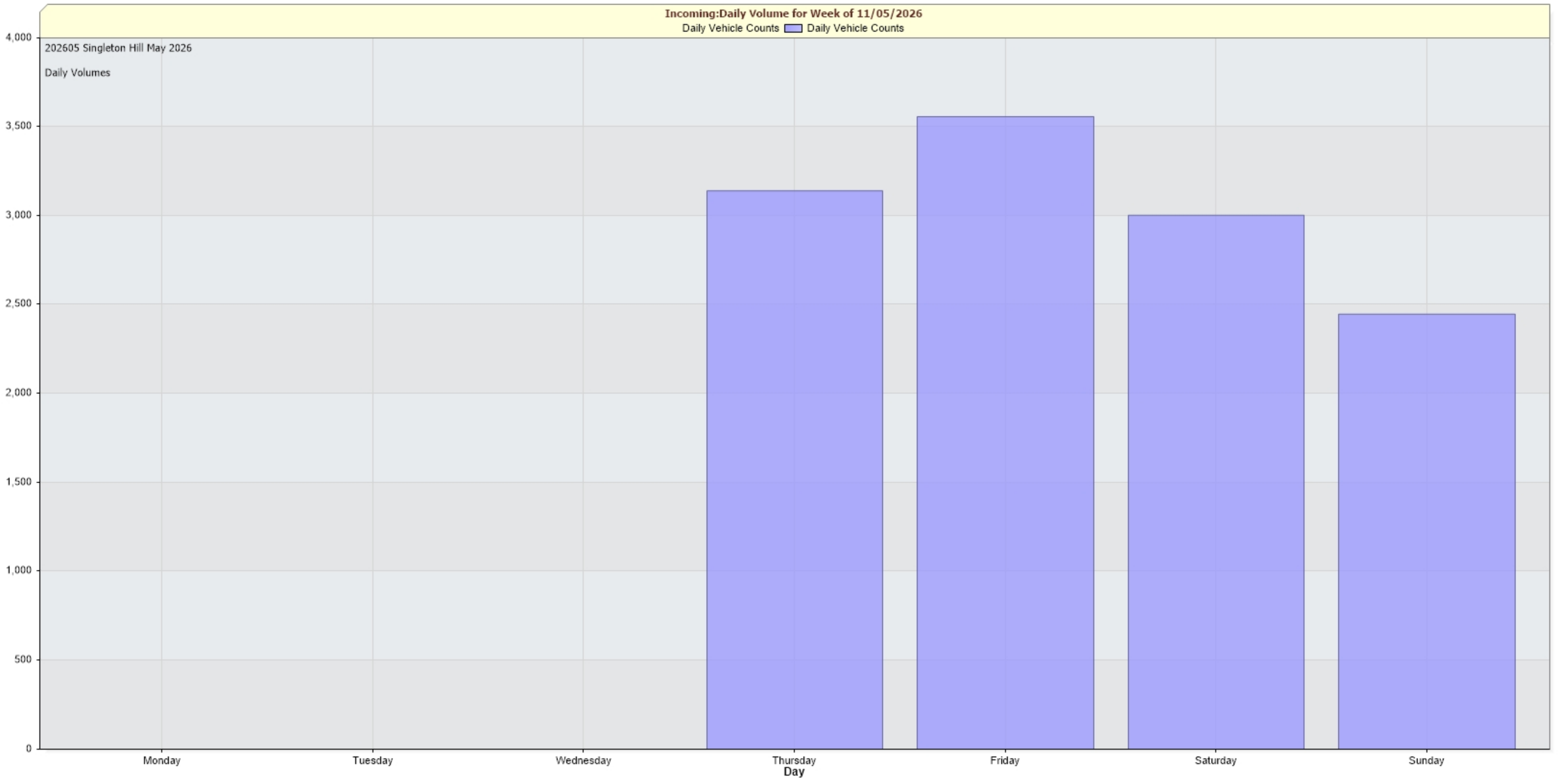
Incoming:Daily Volume for Week of 11/05/2026

Daily Vehicle Counts

202605 Singleton Hill May 2026

Daily Volumes

Vehicles



Monday

Tuesday

Wednesday

Thursday
Day

Friday

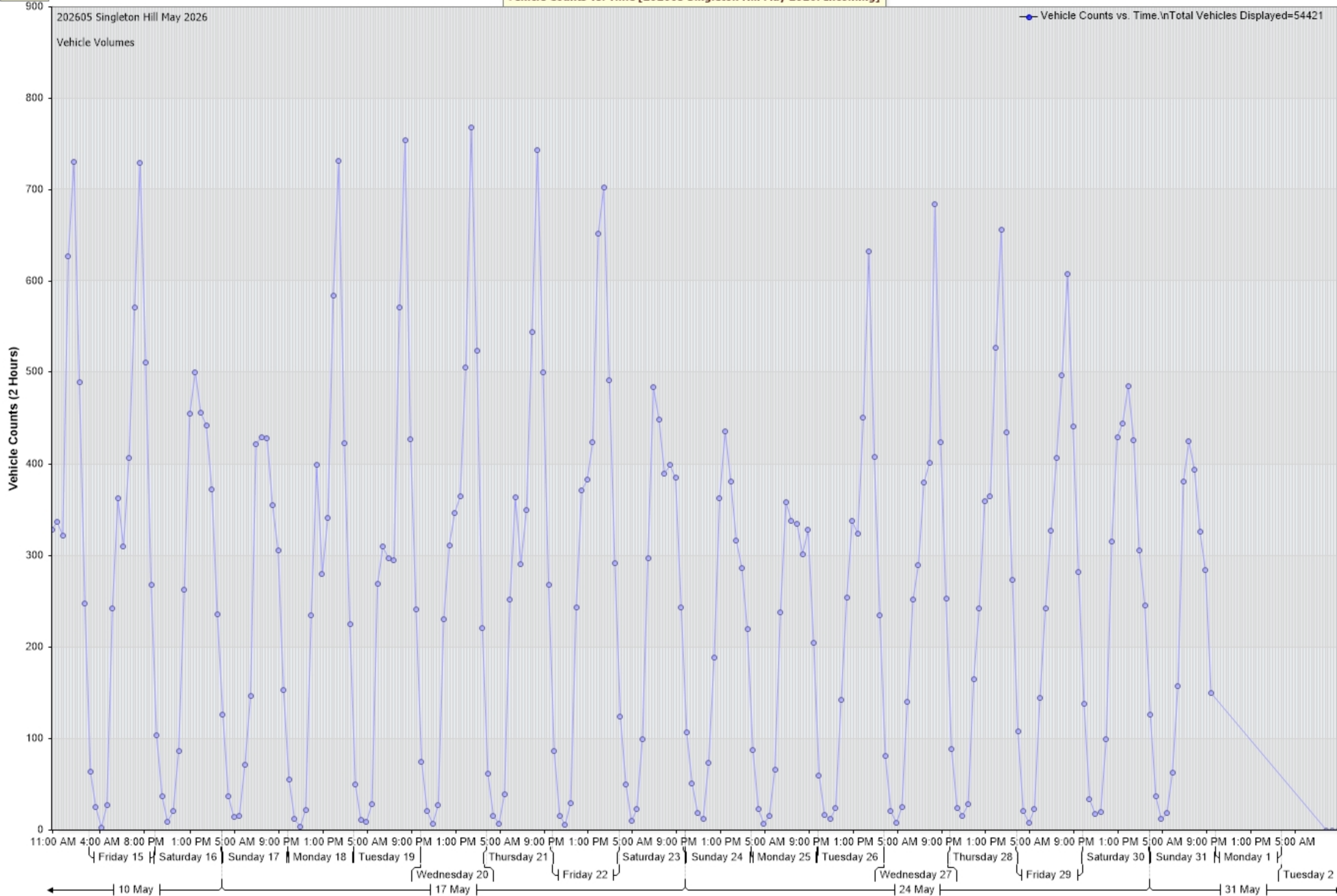
Saturday

Sunday

Zoom help

Vehicle Counts vs. Time [202605 Singleton Hill May 2026: Incoming]

Vehicle Counts vs. Time. Total Vehicles Displayed=54421

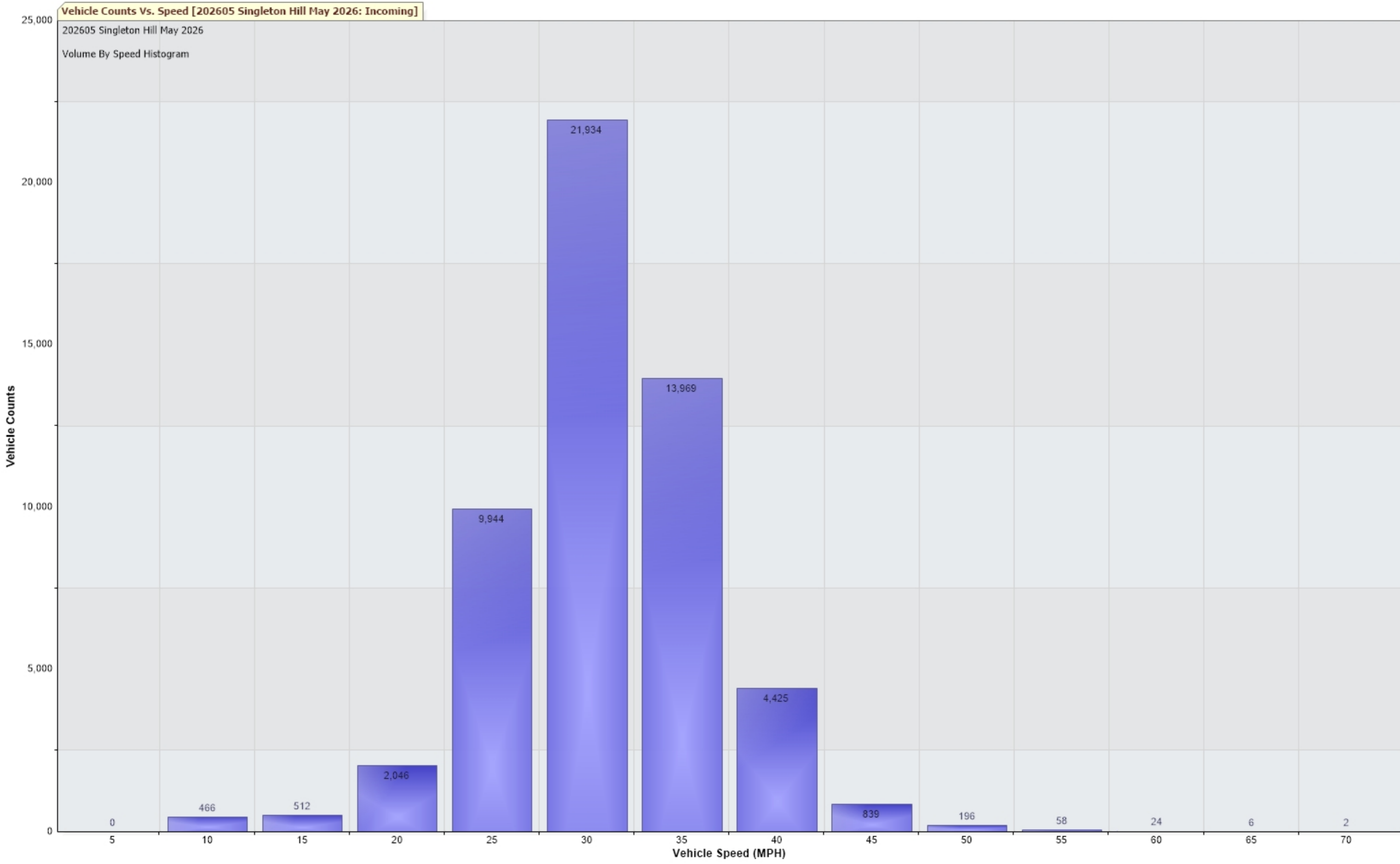


Vehicle Counts Vs. Speed [202605 Singleton Hill May 2026: Incoming]

202605 Singleton Hill May 2026

Volume By Speed Histogram

54,421 Counts



Percentile Counts Vs. Speed for [202605 Singleton Hill May 2026: Incoming]

202605 Singleton Hill May 2026
85th Pct Speed=34.1 MPH
Vehicles in data=54421
14/05/2026 08:00:00 to 02/06/2026 16:59:59

