

For Project: 202605 KL facing TBL May 2026
 Project Notes:
 Location/Name: Incoming
 Report Generated: 12/05/2026 11:31:32
 Speed Intervals: 5 MPH
 Time Intervals: Instant
 Traffic Report From: 23/04/2026 08:00:00 through 30/04/2026 06:59:59
 85th Percentile Speed: 35.2 MPH
 85th Percentile Vehicles: 26266
 Max Speed: 60 MPH on 23/04/2026 23:35:00
 Total Vehicles: 30901
 AADT: 4440

Volumes - weekly counts

Time	5 Day	7 Day
Average Daily	4230	4110
AM Peak 08:00	299	261
PM Peak 15:00	421	382

Speed

Speed Limit: 35
 85th Percentile Speed: 35.2
 50th Percentile Speed: 29.8
 10 MPH Pace Interval: 25.0 MPH to 35.0 MPH
 Average Speed: 30.02

	Monday	Tuesday	Wednesday	Thursday	Friday	Saturday	Sunday
Count over limit	699	703	731	653	826	613	582
% over limit	15.2	15.1	15.4	15.3	16.5	14.8	16.8
Avg Speeder	38.4	38.5	38.6	38.7	38.5	38.6	38.7
Avg Speed	29.9	29.8	30.1	29.9	30.1	30	30.3

Day/Time Ending	85th pctl (MPH)	85th pctl cnts	Total Cnts	Max Speed	Avg Speeder	% Speeders	Avg Speed
23/04/2026 09:00:00	35.4	94	110	50	38.7	15.5%	29.9
23/04/2026 10:00:00	35.3	227	267	50	38.8	15.7%	30.5
23/04/2026 11:00:00	36	192	226	50	38.9	17.7%	30.1
23/04/2026 12:00:00	34.8	190	223	45	38	13.9%	29.1
23/04/2026 13:00:00	35.3	211	248	45	37.8	15.7%	29.8
23/04/2026 14:00:00	35.1	246	290	45	37.9	15.5%	29.7
23/04/2026 15:00:00	35.4	269	317	45	38.4	16.1%	30.2
23/04/2026 16:00:00	34.5	384	452	50	38.4	11.1%	29.7
23/04/2026 17:00:00	35.7	326	384	50	38.4	17.2%	29.7
23/04/2026 18:00:00	35.1	370	435	55	39	15.2%	29.5
23/04/2026 19:00:00	35	282	332	55	39.7	15.1%	30
23/04/2026 20:00:00	34.5	248	292	50	39.1	11.6%	29.2
23/04/2026 21:00:00	34.3	207	244	45	38.3	10.7%	29.2
23/04/2026 22:00:00	34.5	130	153	45	38	12.4%	29.2
23/04/2026 23:00:00	37.1	111	131	55	38.8	22.9%	30.4
24/04/2026 00:00:00	38.6	43	51	60	41	25.5%	31.5
24/04/2026 01:00:00	37	22	26	45	38.3	23.1%	30.1
24/04/2026 02:00:00	38.8	16	19	45	39.2	31.6%	32.9
24/04/2026 03:00:00	35	7	8	40	37.5	12.5%	30.1
24/04/2026 04:00:00	39	8	9	40	37.5	55.6%	33.2
24/04/2026 05:00:00	37.5	5	6	40	37.5	33.3%	32.8
24/04/2026 06:00:00	38.3	34	40	50	39.2	30.0%	32.7
24/04/2026 07:00:00	39.3	54	64	55	39.1	43.8%	33.7
24/04/2026 08:00:00	37.3	182	214	50	38.5	24.3%	31.1
24/04/2026 09:00:00	35.3	301	354	50	38.2	15.8%	30.1
24/04/2026 10:00:00	35.1	268	315	45	38.3	15.2%	30.1
24/04/2026 11:00:00	34.8	213	251	45	38.1	13.9%	29.3
24/04/2026 12:00:00	36.8	222	261	50	38.9	20.3%	30.8
24/04/2026 13:00:00	34.7	237	279	55	39.2	12.9%	29.8
24/04/2026 14:00:00	35	281	331	45	38.7	15.1%	30
24/04/2026 15:00:00	34.7	298	351	45	38.2	13.1%	29.5
24/04/2026 16:00:00	34.7	357	420	45	38	13.1%	30
24/04/2026 17:00:00	36.4	345	406	55	38.8	19.2%	30.1
24/04/2026 18:00:00	35.8	354	417	50	38.3	17.5%	29.8
24/04/2026 19:00:00	35	309	363	50	38.2	14.6%	29.9
24/04/2026 20:00:00	35.7	237	279	50	38.1	17.2%	29.9
24/04/2026 21:00:00	34.8	186	219	55	38.8	13.7%	29.7
24/04/2026 22:00:00	34.8	161	189	50	39.1	13.2%	29.7
24/04/2026 23:00:00	34.9	112	132	50	39.1	14.4%	29.7
25/04/2026 00:00:00	35	53	62	45	38.1	14.5%	30
25/04/2026 01:00:00	37	31	37	45	39.4	21.6%	29.8
25/04/2026 02:00:00	37.5	15	18	45	38.5	27.8%	30.7
25/04/2026 03:00:00	40	11	13	50	40	46.2%	32.5
25/04/2026 04:00:00	40	12	14	50	41.3	28.6%	32.1
25/04/2026 05:00:00	41.7	8	10	45	41.3	40.0%	34.5
25/04/2026 06:00:00	38.3	20	24	45	38.8	33.3%	31.3
25/04/2026 07:00:00	38.3	37	43	50	41.3	18.6%	31.9

25/04/2026 08:00:00	38.2	79	93	50	39.3	26.9%	32.6
25/04/2026 09:00:00	36.5	147	173	45	38.5	19.7%	30.9
25/04/2026 10:00:00	34.2	215	253	45	38.3	9.5%	29.3
25/04/2026 11:00:00	34.6	255	300	50	38.4	12.3%	29.7
25/04/2026 12:00:00	35	271	319	45	37.9	15.0%	29.9
25/04/2026 13:00:00	34.7	283	333	45	38	13.2%	29.5
25/04/2026 14:00:00	33.9	253	298	50	38.4	7.4%	29.4
25/04/2026 15:00:00	34.8	253	298	50	38.5	14.1%	29.2
25/04/2026 16:00:00	35.5	235	276	45	38.2	16.3%	30.3
25/04/2026 17:00:00	34.5	275	324	55	38.8	11.7%	29.6
25/04/2026 18:00:00	36.3	246	290	50	38.7	19.3%	30.6
25/04/2026 19:00:00	36.5	199	234	50	38.2	20.5%	31
25/04/2026 20:00:00	35	199	234	45	38.6	15.0%	30
25/04/2026 21:00:00	34	180	212	45	38.8	9.4%	28.9
25/04/2026 22:00:00	34.1	133	157	45	38.1	11.5%	28.6
25/04/2026 23:00:00	35	110	129	55	40.4	14.7%	29.9
26/04/2026 00:00:00	37.5	57	67	45	39.2	22.4%	30.4
26/04/2026 01:00:00	38	53	62	45	39.2	24.2%	30.7
26/04/2026 02:00:00	38	18	21	45	38.3	28.6%	30.7
26/04/2026 03:00:00	37.5	14	16	50	40.8	18.8%	32.2
26/04/2026 04:00:00	38.3	15	18	45	39.5	27.8%	31.2
26/04/2026 05:00:00	36.7	13	15	40	37.5	20.0%	29.6
26/04/2026 06:00:00	39.3	20	23	45	38.6	39.1%	33.3
26/04/2026 07:00:00	38.8	22	26	45	38.5	38.5%	33.3
26/04/2026 08:00:00	38.1	53	62	45	38	32.3%	32.6
26/04/2026 09:00:00	38.3	60	70	45	38.8	28.6%	31.2
26/04/2026 10:00:00	36.2	118	139	50	39	18.7%	31.1
26/04/2026 11:00:00	34.8	211	248	45	37.9	13.7%	30
26/04/2026 12:00:00	34.9	227	267	45	38.1	14.6%	30.1
26/04/2026 13:00:00	34.7	296	348	50	38.4	13.2%	29.6
26/04/2026 14:00:00	35.8	246	289	50	38.8	17.0%	30.5
26/04/2026 15:00:00	34.5	226	266	55	40.4	10.9%	30
26/04/2026 16:00:00	35.2	252	296	50	38.3	15.5%	30
26/04/2026 17:00:00	35.3	218	256	45	38.3	15.6%	30.1
26/04/2026 18:00:00	36.1	211	248	50	38.9	17.7%	30.9
26/04/2026 19:00:00	37	179	211	50	38.2	23.7%	30.5
26/04/2026 20:00:00	34.8	173	203	55	39.1	13.8%	29.5
26/04/2026 21:00:00	35.3	133	157	50	39.5	15.9%	29.9
26/04/2026 22:00:00	34.1	98	115	45	39.2	10.4%	28.6
26/04/2026 23:00:00	35.9	68	80	45	38.6	17.5%	30
27/04/2026 00:00:00	38.8	32	38	60	41.9	23.7%	31.2
27/04/2026 01:00:00	33.8	8	10	45	42.5	10.0%	30.7
27/04/2026 02:00:00	35	7	8	40	37.5	12.5%	27.6
27/04/2026 03:00:00	35	3	3	35	0	0.0%	28.7
27/04/2026 04:00:00	32.5	4	5	35	0	0.0%	29
27/04/2026 05:00:00	40	6	7	45	40	28.6%	33.6
27/04/2026 06:00:00	39.3	30	35	45	39.3	31.4%	32.5
27/04/2026 07:00:00	39.2	67	79	45	39.1	36.7%	33.2

27/04/2026 08:00:00	37	181	213	50	38.1	23.5%	31
27/04/2026 09:00:00	34.7	286	337	50	38.8	13.1%	30.1
27/04/2026 10:00:00	35.7	232	273	50	38.2	17.2%	30.5
27/04/2026 11:00:00	34.7	218	256	45	38.4	13.3%	29.2
27/04/2026 12:00:00	34.6	220	259	55	38.7	12.7%	29.3
27/04/2026 13:00:00	35.3	226	266	50	38.3	15.8%	30.1
27/04/2026 14:00:00	34.8	235	276	50	38.2	13.4%	29.5
27/04/2026 15:00:00	34.5	265	312	45	37.9	11.5%	29.7
27/04/2026 16:00:00	35	350	412	45	38	15.0%	30.1
27/04/2026 17:00:00	35.1	353	415	45	38.1	15.2%	29.5
27/04/2026 18:00:00	35.5	329	387	50	38.8	16.3%	29.6
27/04/2026 19:00:00	34.7	308	362	50	38.7	13.0%	29.7
27/04/2026 20:00:00	35	233	274	50	38.7	15.0%	29.7
27/04/2026 21:00:00	34.3	147	173	45	38	11.0%	28.6
27/04/2026 22:00:00	34.9	110	129	50	38.3	14.0%	29.9
27/04/2026 23:00:00	34.8	84	99	55	38.9	14.1%	29.2
28/04/2026 00:00:00	37.5	15	18	45	38.5	27.8%	31.6
28/04/2026 01:00:00	42.5	14	17	50	41.8	41.2%	34.5
28/04/2026 02:00:00	33.8	4	5	35	0	0.0%	29.2
28/04/2026 03:00:00	30	3	4	35	0	0.0%	27
28/04/2026 04:00:00	42.5	12	14	50	41.5	35.7%	33.6
28/04/2026 05:00:00	38.8	13	15	50	39.5	33.3%	31.4
28/04/2026 06:00:00	37.8	33	39	45	38.4	28.2%	32.8
28/04/2026 07:00:00	38.2	71	83	50	38.8	28.9%	32.5
28/04/2026 08:00:00	36.2	203	239	45	38.3	18.8%	30.4
28/04/2026 09:00:00	34.9	309	363	50	38.9	14.3%	30.2
28/04/2026 10:00:00	34.3	236	278	45	37.7	10.4%	29.3
28/04/2026 11:00:00	35.5	190	224	50	38.4	16.5%	30.3
28/04/2026 12:00:00	33.9	211	248	45	38.3	8.1%	28.8
28/04/2026 13:00:00	34.7	228	268	55	38.6	13.1%	29.9
28/04/2026 14:00:00	35.3	212	249	45	38.1	15.7%	30.3
28/04/2026 15:00:00	34.4	270	318	55	38.9	11.9%	28.9
28/04/2026 16:00:00	34.3	332	391	45	38.5	10.7%	29
28/04/2026 17:00:00	34.9	341	401	45	38	14.7%	28.9
28/04/2026 18:00:00	36	342	402	50	38	18.4%	30.1
28/04/2026 19:00:00	34.8	307	361	45	38.4	13.6%	29.6
28/04/2026 20:00:00	36.5	210	247	50	38.4	20.2%	29.9
28/04/2026 21:00:00	35	167	197	45	38.3	15.2%	29.6
28/04/2026 22:00:00	36.1	119	140	50	40.4	17.1%	30
28/04/2026 23:00:00	36.4	92	108	45	38.2	19.4%	30.7
29/04/2026 00:00:00	34.6	42	50	40	37.5	14.0%	29.3
29/04/2026 01:00:00	38.3	13	15	55	41.3	26.7%	33.1
29/04/2026 02:00:00	35	8	10	45	40	20.0%	31.5
29/04/2026 03:00:00	42.5	7	8	45	42.5	25.0%	31.4
29/04/2026 04:00:00	37.5	7	8	40	37.5	25.0%	30.8
29/04/2026 05:00:00	32.5	8	10	35	0	0.0%	28.1
29/04/2026 06:00:00	38.3	43	51	45	38.8	31.4%	31.6
29/04/2026 07:00:00	38.9	79	93	50	39	38.7%	33.6

29/04/2026 08:00:00	37	183	215	50	38.2	22.8%	31.4
29/04/2026 09:00:00	34.4	283	333	45	38.2	10.5%	29.9
29/04/2026 10:00:00	36.4	258	303	55	38.8	19.1%	30.9
29/04/2026 11:00:00	34.5	175	206	55	39.2	11.7%	29.4
29/04/2026 12:00:00	34.4	201	236	45	39	11.0%	29.4
29/04/2026 13:00:00	36.1	215	253	50	38.7	18.2%	30.4
29/04/2026 14:00:00	35.1	226	266	45	38	15.4%	29.6
29/04/2026 15:00:00	35.5	239	281	45	37.9	16.4%	30.6
29/04/2026 16:00:00	34.4	366	431	45	38.3	11.6%	29.4
29/04/2026 17:00:00	36.3	309	363	50	38.9	18.7%	30.5
29/04/2026 18:00:00	35	360	423	45	38.2	14.9%	29.4
29/04/2026 19:00:00	35	343	404	50	38.6	15.1%	29.7
29/04/2026 20:00:00	34.2	261	307	45	38.4	9.4%	29.5
29/04/2026 21:00:00	34.7	178	210	50	38.9	13.3%	29.5
29/04/2026 22:00:00	33.6	128	151	45	38.3	7.9%	28.5
29/04/2026 23:00:00	36.4	96	113	60	40.8	17.7%	30.6
30/04/2026 00:00:00	38.3	42	49	55	39.8	26.5%	32
30/04/2026 01:00:00	40	9	11	45	40	36.4%	31.6
30/04/2026 02:00:00	38.3	12	14	50	40	28.6%	31.8
30/04/2026 03:00:00	30	3	4	40	37.5	25.0%	29.5
30/04/2026 04:00:00	38.8	7	8	40	37.5	50.0%	33.4
30/04/2026 05:00:00	35	7	8	40	37.5	12.5%	29.6
30/04/2026 06:00:00	41	28	33	55	40.6	39.4%	33.4
30/04/2026 07:00:00	40	19	22	45	39.6	31.8%	32.5

Day/Time Ending	85th pctl (MPH)	85th pctl cnts	Total Cnts	Max Speed	Avg Speeder	% Speeders	Avg Speed
24/04/2026 00:00:00	35	3532	4155	60	38.6	14.9%	29.8
25/04/2026 00:00:00	35.5	4263	5015	55	38.5	16.5%	30
26/04/2026 00:00:00	35	3527	4149	55	38.6	14.8%	29.9
27/04/2026 00:00:00	35.7	2953	3474	60	38.7	16.8%	30.2
28/04/2026 00:00:00	35.1	3917	4608	55	38.4	15.2%	29.9
29/04/2026 00:00:00	35	3962	4661	55	38.5	15.1%	29.8
30/04/2026 00:00:00	35.2	4028	4739	60	38.6	15.4%	30
30/04/2026 06:59:59	39.3	85	100	55	39.7	34.0%	32.3

Incoming Weekly Counts
202605 KL facing TBL May 2026

from Thu-Apr-23-2026-08-00-AM to Thu-Apr-30-2026-06-59-AM

	20/04/2026	to	26/04/2026							
	Monday	Tuesday	Wednesday	Thursday	Friday	Saturday	Sunday	Week	Weekend	Week Day 85%
Hour	20/04/2026	21/04/2026	22/04/2026	23/04/2026	24/04/2026	25/04/2026	26/04/2026	Day Avg	Avg	Avg Speed
0 - 1	*	*	*	*	26	37	62	26	49.5	37
1 - 2	*	*	*	*	19	18	21	19	19.5	38.8
2 - 3	*	*	*	*	8	13	16	8	14.5	35
3 - 4	*	*	*	*	9	14	18	9	16	39
4 - 5	*	*	*	*	6	10	15	6	12.5	37.5
5 - 6	*	*	*	*	40	24	23	40	23.5	38.3
6 - 7	*	*	*	*	64	43	26	64	34.5	39.3
7 - 8	*	*	*	*	214	93	62	214	77.5	37.3
8 - 9	*	*	*	110	354	173	70	232	121.5	35.35
9 - 10	*	*	*	267	315	253	139	291	196	35.2
10 - 11	*	*	*	226	251	300	248	238.5	274	35.4
11 - 12	*	*	*	223	261	319	267	242	293	35.8
12 - 13	*	*	*	248	279	333	348	263.5	340.5	35
13 - 14	*	*	*	290	331	298	289	310.5	293.5	35.05
14 - 15	*	*	*	317	351	298	266	334	282	35.05
15 - 16	*	*	*	452	420	276	296	436	286	34.6
16 - 17	*	*	*	384	406	324	256	395	290	36.05
17 - 18	*	*	*	435	417	290	248	426	269	35.45
18 - 19	*	*	*	332	363	234	211	347.5	222.5	35
19 - 20	*	*	*	292	279	234	203	285.5	218.5	35.1
20 - 21	*	*	*	244	219	212	157	231.5	184.5	34.55
21 - 22	*	*	*	153	189	157	115	171	136	34.65
22 - 23	*	*	*	131	132	129	80	131.5	104.5	36
23 - 24	*	*	*	51	62	67	38	56.5	52.5	36.8
Totals	0	0	0	4155	5015	4149	3474			
% of Total	0%	0%	0%	24.74%	29.86%	24.71%	20.69%			

Incoming Weekly Counts
202605 KL facing TBL May 2026

from Thu-Apr-23-2026-08-00-AM to Thu-Apr-30-2026-06-59-AM

	27/04/2026	to	03/05/2026							
	Monday	Tuesday	Wednesday	Thursday	Friday	Saturday	Sunday	Week	Weekend	Week Day 85%
Hour	27/04/2026	28/04/2026	29/04/2026	30/04/2026	01/05/2026	02/05/2026	03/05/2026	Day Avg	Avg	Avg Speed
0 - 1	10	17	15	11	*	*	*	13.25	0	38.65
1 - 2	8	5	10	14	*	*	*	9.25	0	35.52
2 - 3	3	4	8	4	*	*	*	4.75	0	34.38
3 - 4	5	14	8	8	*	*	*	8.75	0	37.83
4 - 5	7	15	10	8	*	*	*	10	0	36.58
5 - 6	35	39	51	33	*	*	*	39.5	0	39.1
6 - 7	79	83	93	22	*	*	*	69.25	0	39.08
7 - 8	213	239	215	*	*	*	*	222.33	0	36.73
8 - 9	337	363	333	*	*	*	*	344.33	0	34.67
9 - 10	273	278	303	*	*	*	*	284.67	0	35.47
10 - 11	256	224	206	*	*	*	*	228.67	0	34.9
11 - 12	259	248	236	*	*	*	*	247.67	0	34.3
12 - 13	266	268	253	*	*	*	*	262.33	0	35.37
13 - 14	276	249	266	*	*	*	*	263.67	0	35.07
14 - 15	312	318	281	*	*	*	*	303.67	0	34.8
15 - 16	412	391	431	*	*	*	*	411.33	0	34.57
16 - 17	415	401	363	*	*	*	*	393	0	35.43
17 - 18	387	402	423	*	*	*	*	404	0	35.5
18 - 19	362	361	404	*	*	*	*	375.67	0	34.83
19 - 20	274	247	307	*	*	*	*	276	0	35.23
20 - 21	173	197	210	*	*	*	*	193.33	0	34.67
21 - 22	129	140	151	*	*	*	*	140	0	34.87
22 - 23	99	108	113	*	*	*	*	106.67	0	35.87
23 - 24	18	50	49	*	*	*	*	39	0	36.8
Totals	4608	4661	4739	100	0	0	0			
% of Total	32.66%	33.04%	33.59%	0.71%	0%	0%	0%			

Incoming Monthly Counts
 202605 KL facing TBL May 2026

from Thu-Apr-23-2026-08-00-AM to Thu-Apr-30-2026-06-59-AM

Hour	Apr 2026							Week Day Avg	Weekend Avg	Week Day 85% Avg Speed
	Monday	Tuesday	Wednesday	Thursday	Friday	Saturday	Sunday			
0 - 1	10	17	15	11	26	37	62	15.8	49.5	38.32
1 - 2	8	5	10	14	19	18	21	11.2	19.5	36.18
2 - 3	3	4	8	4	8	13	16	5.4	14.5	34.5
3 - 4	5	14	8	8	9	14	18	8.8	16	38.06
4 - 5	7	15	10	8	6	10	15	9.2	12.5	36.76
5 - 6	35	39	51	33	40	24	23	39.6	23.5	38.94
6 - 7	79	83	93	22	64	43	26	68.2	34.5	39.12
7 - 8	213	239	215	*	214	93	62	220.25	77.5	36.88
8 - 9	337	363	333	110	354	173	70	299.4	121.5	34.94
9 - 10	273	278	303	267	315	253	139	287.2	196	35.36
10 - 11	256	224	206	226	251	300	248	232.6	274	35.1
11 - 12	259	248	236	223	261	319	267	245.4	293	34.9
12 - 13	266	268	253	248	279	333	348	262.8	340.5	35.22
13 - 14	276	249	266	290	331	298	289	282.4	293.5	35.06
14 - 15	312	318	281	317	351	298	266	315.8	282	34.9
15 - 16	412	391	431	452	420	276	296	421.2	286	34.58
16 - 17	415	401	363	384	406	324	256	393.8	290	35.68
17 - 18	387	402	423	435	417	290	248	412.8	269	35.48
18 - 19	362	361	404	332	363	234	211	364.4	222.5	34.9
19 - 20	274	247	307	292	279	234	203	279.8	218.5	35.18
20 - 21	173	197	210	244	219	212	157	208.6	184.5	34.62
21 - 22	129	140	151	153	189	157	115	152.4	136	34.78
22 - 23	99	108	113	131	132	129	80	116.6	104.5	35.92
23 - 24	18	50	49	51	62	67	38	46	52.5	36.8
Totals	4608	4661	4739	4255	5015	4149	3474			
% of Total	14.91%	15.08%	15.34%	13.77%	16.23%	13.43%	11.24%			

Incoming Weekly Speeds
202605 KL facing TBL May 2026

from Thu-Apr-23-2026-08-00-AM to Thu-Apr-30-2026-06-59-AM

	20/04/2026	to	26/04/2026							
	Monday	Tuesday	Wednesday	Thursday	Friday	Saturday	Sunday	Week	Weekend	Week Day 85%
Hour	20/04/2026	21/04/2026	22/04/2026	23/04/2026	24/04/2026	25/04/2026	26/04/2026	Day Avg	Avg	Avg Speed
0 - 1	*	*	*	*	30.12	29.78	30.69	30.12	30.35	37
1 - 2	*	*	*	*	32.89	30.67	30.67	32.89	30.67	38.8
2 - 3	*	*	*	*	30.12	32.46	32.19	30.12	32.31	35
3 - 4	*	*	*	*	33.22	32.07	31.22	33.22	31.59	39
4 - 5	*	*	*	*	32.83	34.5	29.6	32.83	31.56	37.5
5 - 6	*	*	*	*	32.67	31.33	33.26	32.67	32.28	38.3
6 - 7	*	*	*	*	33.73	31.91	33.31	33.73	32.43	39.3
7 - 8	*	*	*	*	31.07	32.62	32.6	31.07	32.61	37.3
8 - 9	*	*	*	29.94	30.06	30.9	31.21	30.03	30.99	35.35
9 - 10	*	*	*	30.51	30.06	29.31	31.1	30.27	29.95	35.2
10 - 11	*	*	*	30.06	29.25	29.67	30.04	29.64	29.84	35.4
11 - 12	*	*	*	29.1	30.77	29.95	30.09	30	30.01	35.8
12 - 13	*	*	*	29.8	29.76	29.52	29.6	29.78	29.56	35
13 - 14	*	*	*	29.72	30.02	29.39	30.51	29.88	29.94	35.05
14 - 15	*	*	*	30.21	29.49	29.2	30.04	29.83	29.6	35.05
15 - 16	*	*	*	29.71	30.01	30.3	30.03	29.85	30.16	34.6
16 - 17	*	*	*	29.71	30.12	29.6	30.07	29.92	29.81	36.05
17 - 18	*	*	*	29.54	29.76	30.61	30.91	29.65	30.75	35.45
18 - 19	*	*	*	29.96	29.92	31.01	30.5	29.94	30.77	35
19 - 20	*	*	*	29.2	29.88	30.01	29.48	29.53	29.76	35.1
20 - 21	*	*	*	29.2	29.75	28.89	29.93	29.46	29.33	34.55
21 - 22	*	*	*	29.18	29.65	28.64	28.57	29.44	28.61	34.65
22 - 23	*	*	*	30.37	29.66	29.95	29.99	30.01	29.96	36
23 - 24	*	*	*	31.55	29.98	30.36	31.18	30.69	30.66	36.8
Totals	0	0	0	29.8	30.1	29.9	30.2			
% of Total	0%	0%	0%	24.83%	25.08%	24.92%	25.17%			

Incoming Weekly Speeds
202605 KL facing TBL May 2026

from Thu-Apr-23-2026-08-00-AM to Thu-Apr-30-2026-06-59-AM

	27/04/2026	to	03/05/2026							
	Monday	Tuesday	Wednesday	Thursday	Friday	Saturday	Sunday	Week	Weekend	Week Day 85%
Hour	27/04/2026	28/04/2026	29/04/2026	30/04/2026	01/05/2026	02/05/2026	03/05/2026	Day Avg	Avg	Avg Speed
0 - 1	30.7	34.47	33.13	31.64	*	*	*	32.79	*	38.65
1 - 2	27.62	29.2	31.5	31.79	*	*	*	30.46	*	35.52
2 - 3	28.67	27	31.38	29.5	*	*	*	29.63	*	34.38
3 - 4	29	33.57	30.75	33.38	*	*	*	32.23	*	37.83
4 - 5	33.57	31.4	28.1	29.62	*	*	*	30.6	*	36.58
5 - 6	32.54	32.85	31.61	33.36	*	*	*	32.49	*	39.1
6 - 7	33.16	32.52	33.6	32.5	*	*	*	33.06	*	39.08
7 - 8	31.02	30.41	31.4	*	*	*	*	30.92	*	36.73
8 - 9	30.14	30.21	29.93	*	*	*	*	30.1	*	34.67
9 - 10	30.48	29.27	30.86	*	*	*	*	30.22	*	35.47
10 - 11	29.25	30.26	29.44	*	*	*	*	29.64	*	34.9
11 - 12	29.27	28.84	29.42	*	*	*	*	29.17	*	34.3
12 - 13	30.08	29.94	30.38	*	*	*	*	30.13	*	35.37
13 - 14	29.51	30.33	29.56	*	*	*	*	29.79	*	35.07
14 - 15	29.68	28.91	30.6	*	*	*	*	29.69	*	34.8
15 - 16	30.12	28.98	29.42	*	*	*	*	29.51	*	34.57
16 - 17	29.51	28.95	30.51	*	*	*	*	29.63	*	35.43
17 - 18	29.62	30.07	29.38	*	*	*	*	29.69	*	35.5
18 - 19	29.73	29.64	29.71	*	*	*	*	29.7	*	34.83
19 - 20	29.74	29.93	29.46	*	*	*	*	29.69	*	35.23
20 - 21	28.61	29.6	29.46	*	*	*	*	29.25	*	34.67
21 - 22	29.85	30.05	28.45	*	*	*	*	29.41	*	34.87
22 - 23	29.16	30.7	30.64	*	*	*	*	30.2	*	35.87
23 - 24	31.56	29.32	31.98	*	*	*	*	30.78	*	36.8
Totals	29.9	29.8	30	32.3	0	0	0			
% of Total	24.51%	24.43%	24.59%	26.48%	0%	0%	0%			

Incoming Monthly Speeds
202605 KL facing TBL May 2026

from Thu-Apr-23-2026-08-00-AM to Thu-Apr-30-2026-06-59-AM

	Apr 2026							Week	Weekend	Week Day 85%
Hour	Monday	Tuesday	Wednesday	Thursday	Friday	Saturday	Sunday	Day Avg	Avg	Avg Speed
0 - 1	30.7	34.47	33.13	31.64	30.12	29.78	30.69	31.91	30.35	38.32
1 - 2	27.62	29.2	31.5	31.79	32.89	30.67	30.67	31.29	30.67	36.18
2 - 3	28.67	27	31.38	29.5	30.12	32.46	32.19	29.78	32.31	34.5
3 - 4	29	33.57	30.75	33.38	33.22	32.07	31.22	32.43	31.59	38.06
4 - 5	33.57	31.4	28.1	29.62	32.83	34.5	29.6	30.89	31.56	36.76
5 - 6	32.54	32.85	31.61	33.36	32.67	31.33	33.26	32.53	32.28	38.94
6 - 7	33.16	32.52	33.6	32.5	33.73	31.91	33.31	33.19	32.43	39.12
7 - 8	31.02	30.41	31.4	*	31.07	32.62	32.6	30.96	32.61	36.88
8 - 9	30.14	30.21	29.93	29.94	30.06	30.9	31.21	30.08	30.99	34.94
9 - 10	30.48	29.27	30.86	30.51	30.06	29.31	31.1	30.24	29.95	35.36
10 - 11	29.25	30.26	29.44	30.06	29.25	29.67	30.04	29.64	29.84	35.1
11 - 12	29.27	28.84	29.42	29.1	30.77	29.95	30.09	29.5	30.01	34.9
12 - 13	30.08	29.94	30.38	29.8	29.76	29.52	29.6	29.99	29.56	35.22
13 - 14	29.51	30.33	29.56	29.72	30.02	29.39	30.51	29.83	29.94	35.06
14 - 15	29.68	28.91	30.6	30.21	29.49	29.2	30.04	29.75	29.6	34.9
15 - 16	30.12	28.98	29.42	29.71	30.01	30.3	30.03	29.65	30.16	34.58
16 - 17	29.51	28.95	30.51	29.71	30.12	29.6	30.07	29.74	29.81	35.68
17 - 18	29.62	30.07	29.38	29.54	29.76	30.61	30.91	29.67	30.75	35.48
18 - 19	29.73	29.64	29.71	29.96	29.92	31.01	30.5	29.79	30.77	34.9
19 - 20	29.74	29.93	29.46	29.2	29.88	30.01	29.48	29.63	29.76	35.18
20 - 21	28.61	29.6	29.46	29.2	29.75	28.89	29.93	29.34	29.33	34.62
21 - 22	29.85	30.05	28.45	29.18	29.65	28.64	28.57	29.43	28.61	34.78
22 - 23	29.16	30.7	30.64	30.37	29.66	29.95	29.99	30.12	29.96	35.92
23 - 24	31.56	29.32	31.98	31.55	29.98	30.36	31.18	30.73	30.66	36.8
Totals	29.9	29.8	30	29.8	30.1	29.9	30.2			
% of Total	14.26%	14.21%	14.31%	14.21%	14.35%	14.26%	14.4%			

Incoming Weekly EightyFifthSpeeds
202605 KL facing TBL May 2026

from Thu-Apr-23-2026-08-00-AM to Thu-Apr-30-2026-06-59-AM

	20/04/2026	to	26/04/2026							
	Monday	Tuesday	Wednesday	Thursday	Friday	Saturday	Sunday	Week	Weekend	Week Day 85%
Hour	20/04/2026	21/04/2026	22/04/2026	23/04/2026	24/04/2026	25/04/2026	26/04/2026	Day Avg	Avg	Avg Speed
0 - 1	*	*	*	*	37	37	38	37	37.5	37
1 - 2	*	*	*	*	38.8	37.5	38	38.8	37.75	38.8
2 - 3	*	*	*	*	35	40	37.5	35	38.75	35
3 - 4	*	*	*	*	39	40	38.3	39	39.15	39
4 - 5	*	*	*	*	37.5	41.7	36.7	37.5	39.2	37.5
5 - 6	*	*	*	*	38.3	38.3	39.3	38.3	38.8	38.3
6 - 7	*	*	*	*	39.3	38.3	38.8	39.3	38.55	39.3
7 - 8	*	*	*	*	37.3	38.2	38.1	37.3	38.15	37.3
8 - 9	*	*	*	35.4	35.3	36.5	38.3	35.35	37.4	35.35
9 - 10	*	*	*	35.3	35.1	34.2	36.2	35.2	35.2	35.2
10 - 11	*	*	*	36	34.8	34.6	34.8	35.4	34.7	35.4
11 - 12	*	*	*	34.8	36.8	35	34.9	35.8	34.95	35.8
12 - 13	*	*	*	35.3	34.7	34.7	34.7	35	34.7	35
13 - 14	*	*	*	35.1	35	33.9	35.8	35.05	34.85	35.05
14 - 15	*	*	*	35.4	34.7	34.8	34.5	35.05	34.65	35.05
15 - 16	*	*	*	34.5	34.7	35.5	35.2	34.6	35.35	34.6
16 - 17	*	*	*	35.7	36.4	34.5	35.3	36.05	34.9	36.05
17 - 18	*	*	*	35.1	35.8	36.3	36.1	35.45	36.2	35.45
18 - 19	*	*	*	35	35	36.5	37	35	36.75	35
19 - 20	*	*	*	34.5	35.7	35	34.8	35.1	34.9	35.1
20 - 21	*	*	*	34.3	34.8	34	35.3	34.55	34.65	34.55
21 - 22	*	*	*	34.5	34.8	34.1	34.1	34.65	34.1	34.65
22 - 23	*	*	*	37.1	34.9	35	35.9	36	35.45	36
23 - 24	*	*	*	38.6	35	37.5	38.8	36.8	38.15	36.8
Totals	0	0	0	566.6	865.7	873.1	876.4			
% of Total	0%	0%	0%	17.81%	27.21%	27.44%	27.54%			

Incoming Weekly EightyFifthSpeeds
202605 KL facing TBL May 2026

from Thu-Apr-23-2026-08-00-AM to Thu-Apr-30-2026-06-59-AM

	27/04/2026	to	03/05/2026							
	Monday	Tuesday	Wednesday	Thursday	Friday	Saturday	Sunday	Week	Weekend	Week Day 85%
Hour	27/04/2026	28/04/2026	29/04/2026	30/04/2026	01/05/2026	02/05/2026	03/05/2026	Day Avg	Avg	Avg Speed
0 - 1	33.8	42.5	38.3	40	*	*	*	38.65	0	38.65
1 - 2	35	33.8	35	38.3	*	*	*	35.52	0	35.52
2 - 3	35	30	42.5	30	*	*	*	34.38	0	34.38
3 - 4	32.5	42.5	37.5	38.8	*	*	*	37.83	0	37.83
4 - 5	40	38.8	32.5	35	*	*	*	36.58	0	36.58
5 - 6	39.3	37.8	38.3	41	*	*	*	39.1	0	39.1
6 - 7	39.2	38.2	38.9	40	*	*	*	39.08	0	39.08
7 - 8	37	36.2	37	*	*	*	*	36.73	0	36.73
8 - 9	34.7	34.9	34.4	*	*	*	*	34.67	0	34.67
9 - 10	35.7	34.3	36.4	*	*	*	*	35.47	0	35.47
10 - 11	34.7	35.5	34.5	*	*	*	*	34.9	0	34.9
11 - 12	34.6	33.9	34.4	*	*	*	*	34.3	0	34.3
12 - 13	35.3	34.7	36.1	*	*	*	*	35.37	0	35.37
13 - 14	34.8	35.3	35.1	*	*	*	*	35.07	0	35.07
14 - 15	34.5	34.4	35.5	*	*	*	*	34.8	0	34.8
15 - 16	35	34.3	34.4	*	*	*	*	34.57	0	34.57
16 - 17	35.1	34.9	36.3	*	*	*	*	35.43	0	35.43
17 - 18	35.5	36	35	*	*	*	*	35.5	0	35.5
18 - 19	34.7	34.8	35	*	*	*	*	34.83	0	34.83
19 - 20	35	36.5	34.2	*	*	*	*	35.23	0	35.23
20 - 21	34.3	35	34.7	*	*	*	*	34.67	0	34.67
21 - 22	34.9	36.1	33.6	*	*	*	*	34.87	0	34.87
22 - 23	34.8	36.4	36.4	*	*	*	*	35.87	0	35.87
23 - 24	37.5	34.6	38.3	*	*	*	*	36.8	0	36.8
Totals	852.9	861.4	864.3	263.1	0	0	0			
% of Total	30.01%	30.31%	30.41%	9.26%	0%	0%	0%			

Incoming Monthly EightyFifthSpeeds
 202605 KL facing TBL May 2026

from Thu-Apr-23-2026-08-00-AM to Thu-Apr-30-2026-06-59-AM

	Apr 2026							Week	Weekend	Week Day 85%
Hour	Monday	Tuesday	Wednesday	Thursday	Friday	Saturday	Sunday	Day Avg	Avg	Avg Speed
0 - 1	33.8	42.5	38.3	40	37	37	38	38.32	37.5	38.32
1 - 2	35	33.8	35	38.3	38.8	37.5	38	36.18	37.75	36.18
2 - 3	35	30	42.5	30	35	40	37.5	34.5	38.75	34.5
3 - 4	32.5	42.5	37.5	38.8	39	40	38.3	38.06	39.15	38.06
4 - 5	40	38.8	32.5	35	37.5	41.7	36.7	36.76	39.2	36.76
5 - 6	39.3	37.8	38.3	41	38.3	38.3	39.3	38.94	38.8	38.94
6 - 7	39.2	38.2	38.9	40	39.3	38.3	38.8	39.12	38.55	39.12
7 - 8	37	36.2	37	*	37.3	38.2	38.1	36.88	38.15	36.88
8 - 9	34.7	34.9	34.4	35.4	35.3	36.5	38.3	34.94	37.4	34.94
9 - 10	35.7	34.3	36.4	35.3	35.1	34.2	36.2	35.36	35.2	35.36
10 - 11	34.7	35.5	34.5	36	34.8	34.6	34.8	35.1	34.7	35.1
11 - 12	34.6	33.9	34.4	34.8	36.8	35	34.9	34.9	34.95	34.9
12 - 13	35.3	34.7	36.1	35.3	34.7	34.7	34.7	35.22	34.7	35.22
13 - 14	34.8	35.3	35.1	35.1	35	33.9	35.8	35.06	34.85	35.06
14 - 15	34.5	34.4	35.5	35.4	34.7	34.8	34.5	34.9	34.65	34.9
15 - 16	35	34.3	34.4	34.5	34.7	35.5	35.2	34.58	35.35	34.58
16 - 17	35.1	34.9	36.3	35.7	36.4	34.5	35.3	35.68	34.9	35.68
17 - 18	35.5	36	35	35.1	35.8	36.3	36.1	35.48	36.2	35.48
18 - 19	34.7	34.8	35	35	35	36.5	37	34.9	36.75	34.9
19 - 20	35	36.5	34.2	34.5	35.7	35	34.8	35.18	34.9	35.18
20 - 21	34.3	35	34.7	34.3	34.8	34	35.3	34.62	34.65	34.62
21 - 22	34.9	36.1	33.6	34.5	34.8	34.1	34.1	34.78	34.1	34.78
22 - 23	34.8	36.4	36.4	37.1	34.9	35	35.9	35.92	35.45	35.92
23 - 24	37.5	34.6	38.3	38.6	35	37.5	38.8	36.8	38.15	36.8

Summary of Violators

202605 KL facing TBL May 2026

from Thu-Apr-23-2026-08-00-AM to Thu-Apr-30-2026-06-59-AM

Starting Hour	Count	Average Speed of all Traffic	Violator Counts	Average Speed of Violators
00:00:00	0	N/A	N/A	N/A
01:00:00	0	N/A	N/A	N/A
02:00:00	0	N/A	N/A	N/A
03:00:00	0	N/A	N/A	N/A
04:00:00	0	N/A	N/A	N/A
05:00:00	0	N/A	N/A	N/A
06:00:00	0	N/A	N/A	N/A
07:00:00	0	N/A	N/A	N/A
08:00:00	81	30.3	14	38.2
09:00:00	272	30.6	43	38.9
10:00:00	228	30	40	39
11:00:00	227	29.1	31	38
12:00:00	239	30	40	37.8
13:00:00	295	29.8	44	37.8
14:00:00	309	30	47	38.4
15:00:00	444	30.1	55	38.5
16:00:00	392	29.7	63	38.5
17:00:00	429	29.4	62	39
18:00:00	344	30.2	57	39.5
19:00:00	290	29.2	34	39.1
20:00:00	249	29.1	26	38.1
21:00:00	166	29.1	16	38.4
22:00:00	136	30.7	34	38.7
23:00:00	51	31.7	12	41.3
00:00:00	28	30.7	7	38.2
01:00:00	17	32.2	4	38.8
02:00:00	8	32.5	2	40
03:00:00	11	33.9	6	37.5
04:00:00	7	32.5	2	37.5
05:00:00	33	32.7	10	38
06:00:00	63	34	28	39.6
07:00:00	199	31.4	50	38.4
08:00:00	357	30.1	58	38.2
09:00:00	308	30.2	46	38.5
10:00:00	255	29.1	31	38.1
11:00:00	269	30.9	57	38.7
12:00:00	274	29.9	38	39.2
13:00:00	328	30.2	49	38.7
14:00:00	347	29.4	45	37.9
15:00:00	405	30.1	54	38.2
16:00:00	412	30.1	71	38.7
17:00:00	418	29.7	76	38.5
18:00:00	374	30	55	38.1
19:00:00	284	30.1	52	38
20:00:00	224	29.8	30	39
21:00:00	190	29.8	27	39
22:00:00	144	29.8	20	39
23:00:00	61	30.2	9	38.1

Summary of Violators

202605 KL facing TBL May 2026

from Thu-Apr-23-2026-08-00-AM to Thu-Apr-30-2026-06-59-AM

00:00:00	35	30.4	8	39.4
01:00:00	22	30.5	5	38.5
02:00:00	12	32.9	6	40
03:00:00	15	32.5	4	41.3
04:00:00	9	35.3	4	41.3
05:00:00	25	31.7	8	38.8
06:00:00	37	32.4	7	41.8
07:00:00	87	32.8	24	39.4
08:00:00	165	31.1	33	38.6
09:00:00	244	29.7	27	38.2
10:00:00	299	29.4	35	38.2
11:00:00	320	30.2	49	38.1
12:00:00	325	29.4	41	37.9
13:00:00	314	29.6	26	38.5
14:00:00	290	29.2	39	38.4
15:00:00	281	30.1	41	38.2
16:00:00	321	29.8	42	38.8
17:00:00	299	30.4	52	38.8
18:00:00	234	31.2	50	38.1
19:00:00	238	30	34	38.5
20:00:00	212	29.2	23	39
21:00:00	164	28.8	18	37.8
22:00:00	128	30.3	21	40.4
23:00:00	74	30.4	15	39.2
00:00:00	57	30.8	14	39.3
01:00:00	26	31.2	7	38.2
02:00:00	17	32.8	4	40
03:00:00	16	30.6	3	39.2
04:00:00	17	31	5	38.5
05:00:00	20	33.5	8	38.8
06:00:00	25	33.5	9	38.1
07:00:00	54	33.2	19	38.3
08:00:00	75	31.3	21	38.5
09:00:00	130	31.6	27	39.2
10:00:00	243	30.1	35	37.9
11:00:00	264	30.1	37	38.2
12:00:00	338	29.6	40	38.1
13:00:00	293	30.7	51	38.9
14:00:00	276	30.3	34	40.3
15:00:00	284	30.1	42	38.3
16:00:00	268	29.8	40	38.3
17:00:00	246	31	45	38.8
18:00:00	219	30.8	52	38.2
19:00:00	206	29.4	29	39.1
20:00:00	155	29.8	23	39.7
21:00:00	123	29	15	38.8
22:00:00	80	30.1	13	38.7
23:00:00	41	31.3	10	41.5
00:00:00	12	31.3	1	42.5

Summary of Violators
 202605 KL facing TBL May 2026

from Thu-Apr-23-2026-08-00-AM to Thu-Apr-30-2026-06-59-AM

01:00:00	8	28.1	1	37.5
02:00:00	3	29.2	0	0
03:00:00	5	29.5	0	0
04:00:00	6	34.2	2	40
05:00:00	33	32.8	10	39.5
06:00:00	72	33.6	29	39.1
07:00:00	194	31.4	48	38.1
08:00:00	338	30.1	40	38.6
09:00:00	284	30.5	52	38.3
10:00:00	247	29.2	32	38.4
11:00:00	258	29.3	33	38.4
12:00:00	265	30.1	40	38.8
13:00:00	287	29.7	42	38.1
14:00:00	291	29.7	34	37.8
15:00:00	416	30.1	60	38
16:00:00	410	29.6	64	38.1
17:00:00	394	29.5	59	38.7
18:00:00	371	29.7	47	39
19:00:00	272	30.1	45	38.5
20:00:00	185	28.7	21	38.2
21:00:00	133	30.1	19	37.8
22:00:00	102	29	13	39.8
23:00:00	24	32.5	7	38.2
00:00:00	15	34.8	6	41.7
01:00:00	7	31.1	1	42.5
02:00:00	2	30	0	0
03:00:00	15	32.2	4	41.3
04:00:00	15	31.5	5	38.5
05:00:00	34	33.7	11	39.3
06:00:00	80	32.5	22	38.9
07:00:00	223	30.5	42	38.3
08:00:00	373	30.4	57	38.8
09:00:00	262	29.3	27	37.7
10:00:00	234	30.3	38	38.4
11:00:00	248	29	21	38.2
12:00:00	260	29.9	35	38.6
13:00:00	266	30.3	38	38.2
14:00:00	300	29	37	38.7
15:00:00	398	29.1	39	38.5
16:00:00	391	28.8	56	38.1
17:00:00	412	30.1	75	38
18:00:00	360	29.8	54	38.2
19:00:00	253	29.8	48	38.3
20:00:00	204	30.1	34	38.5
21:00:00	143	29.6	22	39.8
22:00:00	108	31.2	22	39.1
23:00:00	56	29.7	9	37.5
00:00:00	17	32.8	4	41.3
01:00:00	8	32.5	2	40

Summary of Violators

202605 KL facing TBL May 2026

from Thu-Apr-23-2026-08-00-AM to Thu-Apr-30-2026-06-59-AM

02:00:00	8	31.9	2	42.5
03:00:00	10	31	2	37.5
04:00:00	10	28.5	0	0
05:00:00	47	32	16	38.8
06:00:00	86	33.5	33	39
07:00:00	206	31.7	50	38.3
08:00:00	329	30.1	34	37.9
09:00:00	302	30.8	58	39
10:00:00	216	29.5	24	38.3
11:00:00	227	29.5	25	39.3
12:00:00	255	30.4	45	38.9
13:00:00	266	29.8	44	38.1
14:00:00	269	30.7	44	38
15:00:00	431	29.6	51	38.3
16:00:00	364	30.4	66	38.8
17:00:00	423	29.5	65	38.3
18:00:00	411	29.8	61	38.6
19:00:00	308	29.4	31	38.3
20:00:00	214	29.5	25	39.1
21:00:00	162	28.8	14	37.9
22:00:00	117	30.3	20	40
23:00:00	52	32.4	12	41.7

Incoming Histogram

202605 KL facing TBL May 2026

from Thu-Apr-23-2026-08-00-AM to Thu-Apr-30-2026-06-59-AM

Date	Starting Hr:min	<15	15 to <20	20 to <25	25 to <30	30 to <35	35 to <40	40 to <45	45 to <50	50 to <55	55 to <60	60 to <65	65 to <70	70 to <75	75 to <80	80 to <85	85 to <90	90 to <95	95 to <100	100 to >105	Total Counts	Avg Speed (MPH)	85pet Speed	10MPH Pace	% in pace	# of Speeders	% Speeders
23/04/2026	00:00	*	*	*	*	*	*	*	*	*	*	*	*	*	*	*	*	*	*	*	*	*	*	*	*	*	*
23/04/2026	01:00	*	*	*	*	*	*	*	*	*	*	*	*	*	*	*	*	*	*	*	*	*	*	*	*	*	*
23/04/2026	02:00	*	*	*	*	*	*	*	*	*	*	*	*	*	*	*	*	*	*	*	*	*	*	*	*	*	*
23/04/2026	03:00	*	*	*	*	*	*	*	*	*	*	*	*	*	*	*	*	*	*	*	*	*	*	*	*	*	*
23/04/2026	04:00	*	*	*	*	*	*	*	*	*	*	*	*	*	*	*	*	*	*	*	*	*	*	*	*	*	*
23/04/2026	05:00	*	*	*	*	*	*	*	*	*	*	*	*	*	*	*	*	*	*	*	*	*	*	*	*	*	*
23/04/2026	06:00	*	*	*	*	*	*	*	*	*	*	*	*	*	*	*	*	*	*	*	*	*	*	*	*	*	*
23/04/2026	07:00	*	*	*	*	*	*	*	*	*	*	*	*	*	*	*	*	*	*	*	*	*	*	*	*	*	*
23/04/2026	08:00	0	2	12	46	33	14	2	1	0	0	0	0	0	0	0	0	0	0	0	110	29.9	35.4	25 to 35	71.8	17	15.5
23/04/2026	09:00	0	1	27	99	98	33	7	2	0	0	0	0	0	0	0	0	0	0	0	267	30.5	35.3	25 to 35	73.8	42	15.7
23/04/2026	10:00	0	5	32	79	70	30	9	1	0	0	0	0	0	0	0	0	0	0	0	226	30.1	36	25 to 35	65.9	40	17.7
23/04/2026	11:00	0	11	24	102	55	28	3	0	0	0	0	0	0	0	0	0	0	0	0	223	29.1	34.8	25 to 35	70.4	31	13.9
23/04/2026	12:00	0	3	34	95	77	37	2	0	0	0	0	0	0	0	0	0	0	0	0	248	29.8	35.3	25 to 35	69.4	39	15.7
23/04/2026	13:00	1	8	42	95	99	41	4	0	0	0	0	0	0	0	0	0	0	0	0	290	29.7	35.1	25 to 35	66.9	45	15.5
23/04/2026	14:00	0	7	30	121	108	42	9	0	0	0	0	0	0	0	0	0	0	0	0	317	30.2	35.4	25 to 35	72.2	51	16.1
23/04/2026	15:00	0	6	62	166	168	44	3	3	0	0	0	0	0	0	0	0	0	0	0	452	29.7	34.5	25 to 35	73.9	50	11.1
23/04/2026	16:00	0	15	53	138	112	55	10	1	0	0	0	0	0	0	0	0	0	0	0	384	29.7	35.7	25 to 35	65.1	66	17.2
23/04/2026	17:00	2	14	69	151	133	50	14	0	2	0	0	0	0	0	0	0	0	0	0	435	29.5	35.1	25 to 35	65.3	66	15.2
23/04/2026	18:00	0	9	44	122	107	34	12	2	2	0	0	0	0	0	0	0	0	0	0	332	30	35	25 to 35	69	50	15.1
23/04/2026	19:00	0	13	46	104	95	25	7	2	0	0	0	0	0	0	0	0	0	0	0	292	29.2	34.5	25 to 35	68.2	34	11.6
23/04/2026	20:00	2	7	33	93	83	22	4	0	0	0	0	0	0	0	0	0	0	0	0	244	29.2	34.3	25 to 35	72.1	26	10.7
23/04/2026	21:00	0	3	22	68	41	17	2	0	0	0	0	0	0	0	0	0	0	0	0	153	29.2	34.5	25 to 35	71.2	19	12.4
23/04/2026	22:00	0	4	16	47	34	24	5	0	1	0	0	0	0	0	0	0	0	0	0	131	30.4	37.1	25 to 35	61.8	30	22.9
23/04/2026	23:00	0	1	3	20	14	7	5	0	0	1	0	0	0	0	0	0	0	0	0	51	31.5	38.6	25 to 35	66.7	13	25.5
24 Hr Summary		5	109	549	1546	1327	503	98	12	5	1	0	0	0	0	0	0	0	0	0	4155	29.8	35	25 to 35	69.1	619	14.9

Incoming Histogram

202605 KL facing TBL May 2026

from Thu-Apr-23-2026-08-00-AM to Thu-Apr-30-2026-06-59-AM

Date	Starting Hr:min	<15	15 to <20	20 to <25	25 to <30	30 to <35	35 to <40	40 to <45	45 to <50	50 to <55	55 to <60	60 to <65	65 to <70	70 to <75	75 to <80	80 to <85	85 to <90	90 to <95	95 to <100	100 to >105	Total Counts	Avg Speed (MPH)	85pet Speed	10MPH Pace	% in pace	# of Speeders	% Speeders	
24/04/2026	00:00	0	1	5	5	9	5	1	0	0	0	0	0	0	0	0	0	0	0	0	0	26	30.1	37	25 to 35	53.8	6	23.1
24/04/2026	01:00	0	0	1	3	9	4	2	0	0	0	0	0	0	0	0	0	0	0	0	0	19	32.9	38.8	30 to 40	68.4	6	31.6
24/04/2026	02:00	0	0	1	2	4	1	0	0	0	0	0	0	0	0	0	0	0	0	0	0	8	30.1	35	25 to 35	75	1	12.5
24/04/2026	03:00	0	0	0	3	1	5	0	0	0	0	0	0	0	0	0	0	0	0	0	0	9	33.2	39	30 to 40	66.7	5	55.6
24/04/2026	04:00	0	0	0	1	3	2	0	0	0	0	0	0	0	0	0	0	0	0	0	0	6	32.8	37.5	30 to 40	83.3	2	33.3
24/04/2026	05:00	0	0	2	9	17	9	2	1	0	0	0	0	0	0	0	0	0	0	0	0	40	32.7	38.3	25 to 35	65	12	30
24/04/2026	06:00	0	1	3	10	22	21	6	0	1	0	0	0	0	0	0	0	0	0	0	0	64	33.7	39.3	30 to 40	67.2	28	43.8
24/04/2026	07:00	0	2	17	80	63	43	8	1	0	0	0	0	0	0	0	0	0	0	0	0	214	31.1	37.3	25 to 35	66.8	52	24.3
24/04/2026	08:00	1	4	45	127	121	50	4	2	0	0	0	0	0	0	0	0	0	0	0	0	354	30.1	35.3	25 to 35	70.1	56	15.8
24/04/2026	09:00	0	10	35	106	116	40	8	0	0	0	0	0	0	0	0	0	0	0	0	0	315	30.1	35.1	25 to 35	70.5	48	15.2
24/04/2026	10:00	2	11	31	95	77	31	4	0	0	0	0	0	0	0	0	0	0	0	0	0	251	29.3	34.8	25 to 35	68.5	35	13.9
24/04/2026	11:00	0	5	25	90	88	39	13	1	0	0	0	0	0	0	0	0	0	0	0	0	261	30.8	36.8	25 to 35	68.2	53	20.3
24/04/2026	12:00	0	7	32	112	92	30	1	4	1	0	0	0	0	0	0	0	0	0	0	0	279	29.8	34.7	25 to 35	73.1	36	12.9
24/04/2026	13:00	1	3	45	120	112	38	12	0	0	0	0	0	0	0	0	0	0	0	0	0	331	30	35	25 to 35	70.1	50	15.1
24/04/2026	14:00	1	9	42	144	109	40	6	0	0	0	0	0	0	0	0	0	0	0	0	0	351	29.5	34.7	25 to 35	72.1	46	13.1
24/04/2026	15:00	0	6	41	167	151	49	6	0	0	0	0	0	0	0	0	0	0	0	0	0	420	30	34.7	25 to 35	75.7	55	13.1
24/04/2026	16:00	1	13	59	128	127	62	12	3	1	0	0	0	0	0	0	0	0	0	0	0	406	30.1	36.4	25 to 35	62.8	78	19.2
24/04/2026	17:00	5	12	63	127	137	64	7	2	0	0	0	0	0	0	0	0	0	0	0	0	417	29.8	35.8	25 to 35	63.3	73	17.5
24/04/2026	18:00	1	13	32	137	127	47	5	1	0	0	0	0	0	0	0	0	0	0	0	0	363	29.9	35	25 to 35	72.7	53	14.6
24/04/2026	19:00	0	5	36	110	80	43	4	1	0	0	0	0	0	0	0	0	0	0	0	0	279	29.9	35.7	25 to 35	68.1	48	17.2
24/04/2026	20:00	0	5	33	74	77	25	3	1	1	0	0	0	0	0	0	0	0	0	0	0	219	29.7	34.8	25 to 35	68.9	30	13.7
24/04/2026	21:00	0	5	26	71	62	18	6	1	0	0	0	0	0	0	0	0	0	0	0	0	189	29.7	34.8	25 to 35	70.4	25	13.2
24/04/2026	22:00	0	4	22	41	46	14	4	1	0	0	0	0	0	0	0	0	0	0	0	0	132	29.7	34.9	25 to 35	65.9	19	14.4
24/04/2026	23:00	0	0	9	21	23	8	1	0	0	0	0	0	0	0	0	0	0	0	0	0	62	30	35	25 to 35	71	9	14.5
24 Hr Summary		12	116	605	1783	1673	688	115	19	4	0	0	0	0	0	0	0	0	0	0	0	5015	30	35.5	25 to 35	68.9	826	16.5

Incoming Histogram

202605 KL facing TBL May 2026

from Thu-Apr-23-2026-08-00-AM to Thu-Apr-30-2026-06-59-AM

Date	Starting Hr:min	<15	15 to <20	20 to <25	25 to <30	30 to <35	35 to <40	40 to <45	45 to <50	50 to <55	55 to <60	60 to <65	65 to <70	70 to <75	75 to <80	80 to <85	85 to <90	90 to <95	95 to <100	100 to >105	Total Counts	Avg Speed (MPH)	85pet Speed	10MPH Pace	% in pace	# of Speeders	% Speeders	
25/04/2026	00:00	0	1	8	10	10	5	3	0	0	0	0	0	0	0	0	0	0	0	0	0	37	29.8	37	25 to 35	54.1	8	21.6
25/04/2026	01:00	0	0	2	7	4	4	1	0	0	0	0	0	0	0	0	0	0	0	0	0	18	30.7	37.5	25 to 35	61.1	5	27.8
25/04/2026	02:00	0	1	0	5	1	4	1	1	0	0	0	0	0	0	0	0	0	0	0	0	13	32.5	40	25 to 35	46.2	6	46.2
25/04/2026	03:00	0	1	1	2	6	2	1	1	0	0	0	0	0	0	0	0	0	0	0	0	14	32.1	40	25 to 35	57.1	4	28.6
25/04/2026	04:00	0	0	0	2	4	1	3	0	0	0	0	0	0	0	0	0	0	0	0	0	10	34.5	41.7	25 to 35	60	4	40
25/04/2026	05:00	0	1	3	5	7	6	2	0	0	0	0	0	0	0	0	0	0	0	0	0	24	31.3	38.3	30 to 40	54.2	8	33.3
25/04/2026	06:00	0	0	1	15	19	3	4	1	0	0	0	0	0	0	0	0	0	0	0	0	43	31.9	38.3	25 to 35	79.1	8	18.6
25/04/2026	07:00	0	1	2	22	43	17	7	1	0	0	0	0	0	0	0	0	0	0	0	0	93	32.6	38.2	25 to 35	69.9	25	26.9
25/04/2026	08:00	1	4	8	62	64	27	7	0	0	0	0	0	0	0	0	0	0	0	0	0	173	30.9	36.5	25 to 35	72.8	34	19.7
25/04/2026	09:00	0	4	33	108	84	20	4	0	0	0	0	0	0	0	0	0	0	0	0	0	253	29.3	34.2	25 to 35	75.9	24	9.5
25/04/2026	10:00	1	7	33	119	103	31	5	1	0	0	0	0	0	0	0	0	0	0	0	0	300	29.7	34.6	25 to 35	74	37	12.3
25/04/2026	11:00	0	8	33	122	108	44	4	0	0	0	0	0	0	0	0	0	0	0	0	0	319	29.9	35	25 to 35	72.1	48	15
25/04/2026	12:00	0	8	46	127	108	40	4	0	0	0	0	0	0	0	0	0	0	0	0	0	333	29.5	34.7	25 to 35	70.6	44	13.2
25/04/2026	13:00	0	5	30	133	108	19	2	1	0	0	0	0	0	0	0	0	0	0	0	0	298	29.4	33.9	25 to 35	80.9	22	7.4
25/04/2026	14:00	2	13	41	114	86	35	6	1	0	0	0	0	0	0	0	0	0	0	0	0	298	29.2	34.8	25 to 35	67.1	42	14.1
25/04/2026	15:00	0	6	25	101	99	39	6	0	0	0	0	0	0	0	0	0	0	0	0	0	276	30.3	35.5	25 to 35	72.5	45	16.3
25/04/2026	16:00	1	11	35	125	114	31	5	1	1	0	0	0	0	0	0	0	0	0	0	0	324	29.6	34.5	25 to 35	73.8	38	11.7
25/04/2026	17:00	0	4	31	101	98	46	7	3	0	0	0	0	0	0	0	0	0	0	0	0	290	30.6	36.3	25 to 35	68.6	56	19.3
25/04/2026	18:00	0	3	17	78	88	42	5	1	0	0	0	0	0	0	0	0	0	0	0	0	234	31	36.5	25 to 35	70.9	48	20.5
25/04/2026	19:00	0	5	33	75	86	27	8	0	0	0	0	0	0	0	0	0	0	0	0	0	234	30	35	25 to 35	68.8	35	15
25/04/2026	20:00	1	7	26	98	60	15	5	0	0	0	0	0	0	0	0	0	0	0	0	0	212	28.9	34	25 to 35	74.5	20	9.4
25/04/2026	21:00	0	3	28	73	35	16	2	0	0	0	0	0	0	0	0	0	0	0	0	0	157	28.6	34.1	25 to 35	68.8	18	11.5
25/04/2026	22:00	0	2	21	44	43	11	6	1	1	0	0	0	0	0	0	0	0	0	0	0	129	29.9	35	25 to 35	67.4	19	14.7
25/04/2026	23:00	0	1	10	23	18	10	5	0	0	0	0	0	0	0	0	0	0	0	0	0	67	30.4	37.5	25 to 35	61.2	15	22.4
24 Hr Summary		6	96	467	1571	1396	495	103	13	2	0	0	0	0	0	0	0	0	0	0	0	4149	29.9	35	25 to 35	71.5	613	14.8

Incoming Histogram

202605 KL facing TBL May 2026

from Thu-Apr-23-2026-08-00-AM to Thu-Apr-30-2026-06-59-AM

Date	Starting Hr:min	<15	15 to <20	20 to <25	25 to <30	30 to <35	35 to <40	40 to <45	45 to <50	50 to <55	55 to <60	60 to <65	65 to <70	70 to <75	75 to <80	80 to <85	85 to <90	90 to <95	95 to <100	100 to >105	Total Counts	Avg Speed (MPH)	85pet Speed	10MPH Pace	% in pace	# of Speeders	% Speeders
26/04/2026	00:00	0	1	7	23	16	10	5	0	0	0	0	0	0	0	0	0	0	0	0	62	30.7	38	25 to 35	62.9	15	24.2
26/04/2026	01:00	0	1	1	8	5	5	1	0	0	0	0	0	0	0	0	0	0	0	0	21	30.7	38	25 to 35	61.9	6	28.6
26/04/2026	02:00	0	0	1	3	9	2	0	1	0	0	0	0	0	0	0	0	0	0	0	16	32.2	37.5	25 to 35	75	3	18.8
26/04/2026	03:00	0	0	3	4	6	3	2	0	0	0	0	0	0	0	0	0	0	0	0	18	31.2	38.3	25 to 35	55.6	5	27.8
26/04/2026	04:00	0	1	1	6	4	3	0	0	0	0	0	0	0	0	0	0	0	0	0	15	29.6	36.7	25 to 35	66.7	3	20
26/04/2026	05:00	0	0	2	2	10	7	2	0	0	0	0	0	0	0	0	0	0	0	0	23	33.3	39.3	30 to 40	73.9	9	39.1
26/04/2026	06:00	0	0	0	6	10	8	2	0	0	0	0	0	0	0	0	0	0	0	0	26	33.3	38.8	30 to 40	69.2	10	38.5
26/04/2026	07:00	0	0	2	15	25	18	2	0	0	0	0	0	0	0	0	0	0	0	0	62	32.6	38.1	30 to 40	69.4	20	32.3
26/04/2026	08:00	0	0	8	24	18	15	5	0	0	0	0	0	0	0	0	0	0	0	0	70	31.2	38.3	25 to 35	60	20	28.6
26/04/2026	09:00	1	2	8	44	58	20	4	2	0	0	0	0	0	0	0	0	0	0	0	139	31.1	36.2	25 to 35	73.4	26	18.7
26/04/2026	10:00	1	2	28	90	93	31	3	0	0	0	0	0	0	0	0	0	0	0	0	248	30	34.8	25 to 35	73.8	34	13.7
26/04/2026	11:00	0	5	29	97	97	34	5	0	0	0	0	0	0	0	0	0	0	0	0	267	30.1	34.9	25 to 35	72.7	39	14.6
26/04/2026	12:00	1	10	45	129	117	39	6	1	0	0	0	0	0	0	0	0	0	0	0	348	29.6	34.7	25 to 35	70.7	46	13.2
26/04/2026	13:00	1	7	26	97	109	37	11	1	0	0	0	0	0	0	0	0	0	0	0	289	30.5	35.8	25 to 35	71.3	49	17
26/04/2026	14:00	1	5	25	104	102	16	10	2	1	0	0	0	0	0	0	0	0	0	0	266	30	34.5	25 to 35	77.4	29	10.9
26/04/2026	15:00	2	11	25	105	107	40	5	1	0	0	0	0	0	0	0	0	0	0	0	296	30	35.2	25 to 35	71.6	46	15.5
26/04/2026	16:00	0	5	30	92	89	34	6	0	0	0	0	0	0	0	0	0	0	0	0	256	30.1	35.3	25 to 35	70.7	40	15.6
26/04/2026	17:00	0	2	20	86	96	33	10	1	0	0	0	0	0	0	0	0	0	0	0	248	30.9	36.1	25 to 35	73.4	44	17.7
26/04/2026	18:00	0	4	26	74	57	44	5	1	0	0	0	0	0	0	0	0	0	0	0	211	30.5	37	25 to 35	62.1	50	23.7
26/04/2026	19:00	0	9	28	74	64	21	6	0	1	0	0	0	0	0	0	0	0	0	0	203	29.5	34.8	25 to 35	68	28	13.8
26/04/2026	20:00	0	5	17	63	47	17	6	2	0	0	0	0	0	0	0	0	0	0	0	157	29.9	35.3	25 to 35	70.1	25	15.9
26/04/2026	21:00	1	4	17	53	28	8	4	0	0	0	0	0	0	0	0	0	0	0	0	115	28.6	34.1	25 to 35	70.4	12	10.4
26/04/2026	22:00	0	0	14	27	25	11	3	0	0	0	0	0	0	0	0	0	0	0	0	80	30	35.9	25 to 35	65	14	17.5
26/04/2026	23:00	0	1	3	16	9	4	4	0	0	1	0	0	0	0	0	0	0	0	0	38	31.2	38.8	25 to 35	65.8	9	23.7
24 Hr Summary		8	75	366	1242	1201	460	107	12	2	1	0	0	0	0	0	0	0	0	0	3474	30.2	35.7	25 to 35	70.3	582	16.8

Incoming Histogram

202605 KL facing TBL May 2026

from Thu-Apr-23-2026-08-00-AM to Thu-Apr-30-2026-06-59-AM

Date	Starting Hr:min	<15	15 to <20	20 to <25	25 to <30	30 to <35	35 to <40	40 to <45	45 to <50	50 to <55	55 to <60	60 to <65	65 to <70	70 to <75	75 to <80	80 to <85	85 to <90	90 to <95	95 to <100	100 to >105	Total Counts	Avg Speed (MPH)	85pet Speed	10MPH Pace	% in pace	# of Speeders	% Speeders	
27/04/2026	00:00	0	0	0	5	4	0	1	0	0	0	0	0	0	0	0	0	0	0	0	0	10	30.7	33.8	25 to 35	90	1	10
27/04/2026	01:00	0	1	1	3	2	1	0	0	0	0	0	0	0	0	0	0	0	0	0	0	8	27.6	35	25 to 35	62.5	1	12.5
27/04/2026	02:00	0	0	1	0	2	0	0	0	0	0	0	0	0	0	0	0	0	0	0	0	3	28.7	35	25 to 35	66.7	*	*
27/04/2026	03:00	0	0	0	3	2	0	0	0	0	0	0	0	0	0	0	0	0	0	0	0	5	29	32.5	25 to 35	100	*	*
27/04/2026	04:00	0	0	0	1	4	1	1	0	0	0	0	0	0	0	0	0	0	0	0	0	7	33.6	40	25 to 35	71.4	2	28.6
27/04/2026	05:00	0	1	1	8	14	7	4	0	0	0	0	0	0	0	0	0	0	0	0	0	35	32.5	39.3	25 to 35	62.9	11	31.4
27/04/2026	06:00	0	0	3	19	28	20	9	0	0	0	0	0	0	0	0	0	0	0	0	0	79	33.2	39.2	30 to 40	60.8	29	36.7
27/04/2026	07:00	1	3	20	62	77	45	4	1	0	0	0	0	0	0	0	0	0	0	0	0	213	31	37	25 to 35	65.3	50	23.5
27/04/2026	08:00	0	7	36	118	132	34	9	1	0	0	0	0	0	0	0	0	0	0	0	0	337	30.1	34.7	25 to 35	74.2	44	13.1
27/04/2026	09:00	0	5	25	95	101	41	5	1	0	0	0	0	0	0	0	0	0	0	0	0	273	30.5	35.7	25 to 35	71.8	47	17.2
27/04/2026	10:00	0	8	40	100	74	28	6	0	0	0	0	0	0	0	0	0	0	0	0	0	256	29.2	34.7	25 to 35	68	34	13.3
27/04/2026	11:00	1	7	43	94	81	27	5	0	1	0	0	0	0	0	0	0	0	0	0	0	259	29.3	34.6	25 to 35	67.6	33	12.7
27/04/2026	12:00	0	10	25	95	94	36	5	1	0	0	0	0	0	0	0	0	0	0	0	0	266	30.1	35.3	25 to 35	71.1	42	15.8
27/04/2026	13:00	0	6	32	121	80	33	3	1	0	0	0	0	0	0	0	0	0	0	0	0	276	29.5	34.8	25 to 35	72.8	37	13.4
27/04/2026	14:00	0	6	34	126	110	33	3	0	0	0	0	0	0	0	0	0	0	0	0	0	312	29.7	34.5	25 to 35	75.6	36	11.5
27/04/2026	15:00	2	5	47	144	152	56	6	0	0	0	0	0	0	0	0	0	0	0	0	0	412	30.1	35	25 to 35	71.8	62	15
27/04/2026	16:00	0	14	58	158	122	55	8	0	0	0	0	0	0	0	0	0	0	0	0	0	415	29.5	35.1	25 to 35	67.5	63	15.2
27/04/2026	17:00	1	11	60	141	111	50	10	3	0	0	0	0	0	0	0	0	0	0	0	0	387	29.6	35.5	25 to 35	65.1	63	16.3
27/04/2026	18:00	1	8	53	121	132	38	7	2	0	0	0	0	0	0	0	0	0	0	0	0	362	29.7	34.7	25 to 35	69.9	47	13
27/04/2026	19:00	2	7	30	109	85	32	8	1	0	0	0	0	0	0	0	0	0	0	0	0	274	29.7	35	25 to 35	70.8	41	15
27/04/2026	20:00	2	8	23	74	47	17	2	0	0	0	0	0	0	0	0	0	0	0	0	0	173	28.6	34.3	25 to 35	69.9	19	11
27/04/2026	21:00	0	4	12	50	45	16	1	1	0	0	0	0	0	0	0	0	0	0	0	0	129	29.9	34.9	25 to 35	73.6	18	14
27/04/2026	22:00	0	2	18	40	25	12	1	0	1	0	0	0	0	0	0	0	0	0	0	0	99	29.2	34.8	25 to 35	65.7	14	14.1
27/04/2026	23:00	0	0	1	6	6	4	1	0	0	0	0	0	0	0	0	0	0	0	0	0	18	31.6	37.5	25 to 35	66.7	5	27.8
24 Hr Summary		10	113	563	1693	1530	586	99	12	2	0	0	0	0	0	0	0	0	0	0	4608	29.9	35.1	25 to 35	69.9	699	15.2	

Incoming Histogram

202605 KL facing TBL May 2026

from Thu-Apr-23-2026-08-00-AM to Thu-Apr-30-2026-06-59-AM

Date	Starting Hr:min	<15	15 to <20	20 to <25	25 to <30	30 to <35	35 to <40	40 to <45	45 to <50	50 to <55	55 to <60	60 to <65	65 to <70	70 to <75	75 to <80	80 to <85	85 to <90	90 to <95	95 to <100	100 to >105	Total Counts	Avg Speed (MPH)	85pct Speed	10MPH Pace	% in pace	# of Speeders	% Speeders	
28/04/2026	00:00	0	0	1	3	6	2	4	1	0	0	0	0	0	0	0	0	0	0	0	0	17	34.5	42.5	25 to 35	52.9	7	41.2
28/04/2026	01:00	0	1	0	0	4	0	0	0	0	0	0	0	0	0	0	0	0	0	0	0	5	29.2	33.8	25 to 35	80	*	*
28/04/2026	02:00	0	0	1	2	1	0	0	0	0	0	0	0	0	0	0	0	0	0	0	0	4	27	30	20 to 30	75	*	*
28/04/2026	03:00	0	0	0	5	4	2	2	1	0	0	0	0	0	0	0	0	0	0	0	0	14	33.6	42.5	25 to 35	64.3	5	35.7
28/04/2026	04:00	0	0	2	5	3	4	0	1	0	0	0	0	0	0	0	0	0	0	0	0	15	31.4	38.8	25 to 35	53.3	5	33.3
28/04/2026	05:00	0	1	0	6	21	9	2	0	0	0	0	0	0	0	0	0	0	0	0	0	39	32.8	37.8	30 to 40	76.9	11	28.2
28/04/2026	06:00	0	0	2	23	34	19	4	1	0	0	0	0	0	0	0	0	0	0	0	0	83	32.5	38.2	25 to 35	68.7	24	28.9
28/04/2026	07:00	3	2	23	85	81	38	7	0	0	0	0	0	0	0	0	0	0	0	0	0	239	30.4	36.2	25 to 35	69.5	45	18.8
28/04/2026	08:00	0	6	37	138	130	38	13	1	0	0	0	0	0	0	0	0	0	0	0	0	363	30.2	34.9	25 to 35	73.8	52	14.3
28/04/2026	09:00	1	6	40	105	97	28	1	0	0	0	0	0	0	0	0	0	0	0	0	0	278	29.3	34.3	25 to 35	72.7	29	10.4
28/04/2026	10:00	3	2	20	83	79	33	1	3	0	0	0	0	0	0	0	0	0	0	0	0	224	30.3	35.5	25 to 35	72.3	37	16.5
28/04/2026	11:00	0	9	35	105	79	17	3	0	0	0	0	0	0	0	0	0	0	0	0	0	248	28.8	33.9	25 to 35	74.2	20	8.1
28/04/2026	12:00	1	3	28	108	93	29	5	0	1	0	0	0	0	0	0	0	0	0	0	0	268	29.9	34.7	25 to 35	75	35	13.1
28/04/2026	13:00	0	3	28	84	95	34	5	0	0	0	0	0	0	0	0	0	0	0	0	0	249	30.3	35.3	25 to 35	71.9	39	15.7
28/04/2026	14:00	1	14	47	134	84	29	8	0	1	0	0	0	0	0	0	0	0	0	0	0	318	28.9	34.4	25 to 35	68.6	38	11.9
28/04/2026	15:00	2	15	64	141	127	34	8	0	0	0	0	0	0	0	0	0	0	0	0	0	391	29	34.3	25 to 35	68.5	42	10.7
28/04/2026	16:00	2	16	60	171	93	53	6	0	0	0	0	0	0	0	0	0	0	0	0	0	401	28.9	34.9	25 to 35	65.8	59	14.7
28/04/2026	17:00	2	12	39	151	124	68	5	1	0	0	0	0	0	0	0	0	0	0	0	0	402	30.1	36	25 to 35	68.4	74	18.4
28/04/2026	18:00	0	9	49	137	117	40	9	0	0	0	0	0	0	0	0	0	0	0	0	0	361	29.6	34.8	25 to 35	70.4	49	13.6
28/04/2026	19:00	0	4	43	85	65	44	3	3	0	0	0	0	0	0	0	0	0	0	0	0	247	29.9	36.5	25 to 35	60.7	50	20.2
28/04/2026	20:00	0	7	21	83	56	25	5	0	0	0	0	0	0	0	0	0	0	0	0	0	197	29.6	35	25 to 35	70.6	30	15.2
28/04/2026	21:00	0	5	15	58	38	14	6	4	0	0	0	0	0	0	0	0	0	0	0	0	140	30	36.1	25 to 35	68.6	24	17.1
28/04/2026	22:00	0	1	12	33	41	18	3	0	0	0	0	0	0	0	0	0	0	0	0	0	108	30.7	36.4	25 to 35	68.5	21	19.4
28/04/2026	23:00	0	1	5	24	13	7	0	0	0	0	0	0	0	0	0	0	0	0	0	0	50	29.3	34.6	25 to 35	74	7	14
24 Hr Summary		15	117	572	1769	1485	585	100	16	2	0	0	0	0	0	0	0	0	0	0	0	4661	29.8	35	25 to 35	69.8	703	15.1

Incoming Histogram

202605 KL facing TBL May 2026

from Thu-Apr-23-2026-08-00-AM to Thu-Apr-30-2026-06-59-AM

Date	Starting Hr:min	<15	15 to <20	20 to <25	25 to <30	30 to <35	35 to <40	40 to <45	45 to <50	50 to <55	55 to <60	60 to <65	65 to <70	70 to <75	75 to <80	80 to <85	85 to <90	90 to <95	95 to <100	100 to >105	Total Counts	Avg Speed (MPH)	85pct Speed	10MPH Pace	% in pace	# of Speeders	% Speeders	
29/04/2026	00:00	0	0	1	2	8	3	0	0	1	0	0	0	0	0	0	0	0	0	0	0	15	33.1	38.3	30 to 40	73.3	4	26.7
29/04/2026	01:00	0	0	0	4	4	1	1	0	0	0	0	0	0	0	0	0	0	0	0	0	10	31.5	35	25 to 35	80	2	20
29/04/2026	02:00	0	0	1	3	2	0	2	0	0	0	0	0	0	0	0	0	0	0	0	0	8	31.4	42.5	25 to 35	62.5	2	25
29/04/2026	03:00	0	0	1	2	3	2	0	0	0	0	0	0	0	0	0	0	0	0	0	0	8	30.8	37.5	25 to 35	62.5	2	25
29/04/2026	04:00	0	1	0	5	4	0	0	0	0	0	0	0	0	0	0	0	0	0	0	0	10	28.1	32.5	25 to 35	90	*	*
29/04/2026	05:00	0	0	6	15	14	12	4	0	0	0	0	0	0	0	0	0	0	0	0	0	51	31.6	38.3	25 to 35	56.9	16	31.4
29/04/2026	06:00	0	0	2	20	35	28	5	3	0	0	0	0	0	0	0	0	0	0	0	0	93	33.6	38.9	30 to 40	67.7	36	38.7
29/04/2026	07:00	0	0	15	71	80	43	5	1	0	0	0	0	0	0	0	0	0	0	0	0	215	31.4	37	25 to 35	70.2	49	22.8
29/04/2026	08:00	0	9	27	127	135	30	5	0	0	0	0	0	0	0	0	0	0	0	0	0	333	29.9	34.4	25 to 35	78.7	35	10.5
29/04/2026	09:00	3	6	23	93	120	46	10	1	1	0	0	0	0	0	0	0	0	0	0	0	303	30.9	36.4	25 to 35	70.3	58	19.1
29/04/2026	10:00	0	5	29	82	66	19	3	1	1	0	0	0	0	0	0	0	0	0	0	0	206	29.4	34.5	25 to 35	71.8	24	11.7
29/04/2026	11:00	0	9	27	95	79	18	8	0	0	0	0	0	0	0	0	0	0	0	0	0	236	29.4	34.4	25 to 35	73.7	26	11
29/04/2026	12:00	0	3	32	87	85	37	7	2	0	0	0	0	0	0	0	0	0	0	0	0	253	30.4	36.1	25 to 35	68	46	18.2
29/04/2026	13:00	1	10	38	87	89	37	4	0	0	0	0	0	0	0	0	0	0	0	0	0	266	29.6	35.1	25 to 35	66.2	41	15.4
29/04/2026	14:00	1	2	24	96	112	42	4	0	0	0	0	0	0	0	0	0	0	0	0	0	281	30.6	35.5	25 to 35	74	46	16.4
29/04/2026	15:00	0	8	59	178	136	42	8	0	0	0	0	0	0	0	0	0	0	0	0	0	431	29.4	34.4	25 to 35	72.9	50	11.6
29/04/2026	16:00	1	6	37	132	119	52	13	3	0	0	0	0	0	0	0	0	0	0	0	0	363	30.5	36.3	25 to 35	69.1	68	18.7
29/04/2026	17:00	3	15	68	139	135	54	9	0	0	0	0	0	0	0	0	0	0	0	0	0	423	29.4	35	25 to 35	64.8	63	14.9
29/04/2026	18:00	3	13	59	126	142	49	11	1	0	0	0	0	0	0	0	0	0	0	0	0	404	29.7	35	25 to 35	66.3	61	15.1
29/04/2026	19:00	0	5	38	126	109	24	5	0	0	0	0	0	0	0	0	0	0	0	0	0	307	29.5	34.2	25 to 35	76.5	29	9.4
29/04/2026	20:00	1	8	27	79	67	21	6	1	0	0	0	0	0	0	0	0	0	0	0	0	210	29.5	34.7	25 to 35	69.5	28	13.3
29/04/2026	21:00	0	6	20	75	38	10	2	0	0	0	0	0	0	0	0	0	0	0	0	0	151	28.5	33.6	25 to 35	74.8	12	7.9
29/04/2026	22:00	0	1	16	37	39	11	7	1	0	1	0	0	0	0	0	0	0	0	0	0	113	30.6	36.4	25 to 35	67.3	20	17.7
29/04/2026	23:00	0	1	2	15	18	9	3	0	1	0	0	0	0	0	0	0	0	0	0	0	49	32	38.3	25 to 35	67.3	13	26.5
24 Hr Summary		13	108	552	1696	1639	590	122	14	4	1	0	0	0	0	0	0	0	0	0	4739	30	35.2	25 to 35	70.4	731	15.4	

Incoming Histogram

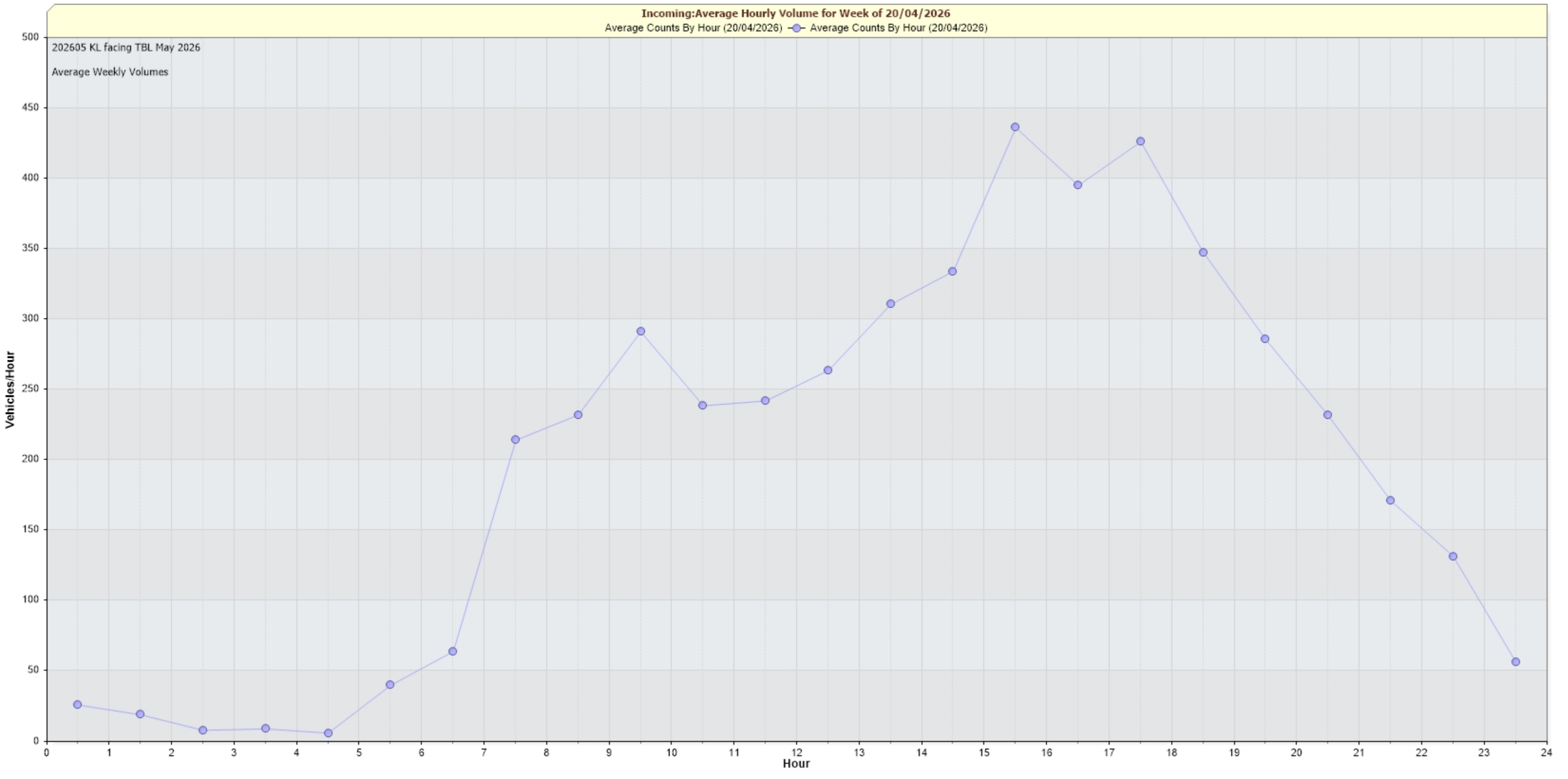
202605 KL facing TBL May 2026

from Thu-Apr-23-2026-08-00-AM to Thu-Apr-30-2026-06-59-AM

Date	Starting Hr:min	<15	15 to <20	20 to <25	25 to <30	30 to <35	35 to <40	40 to <45	45 to <50	50 to <55	55 to <60	60 to <65	65 to <70	70 to <75	75 to <80	80 to <85	85 to <90	90 to <95	95 to <100	100 to >105	Total Counts	Avg Speed (MPH)	85pct Speed	10MPH Pace	% in pace	# of Speeders	% Speeders	
30/04/2026	00:00	1	0	0	3	3	2	2	0	0	0	0	0	0	0	0	0	0	0	0	0	11	31.6	40	25 to 35	54.5	4	36.4
30/04/2026	01:00	0	0	3	1	6	3	0	1	0	0	0	0	0	0	0	0	0	0	0	0	14	31.8	38.3	30 to 40	64.3	4	28.6
30/04/2026	02:00	0	0	0	3	0	1	0	0	0	0	0	0	0	0	0	0	0	0	0	0	4	29.5	30	20 to 30	75	1	25
30/04/2026	03:00	0	0	0	2	2	4	0	0	0	0	0	0	0	0	0	0	0	0	0	0	8	33.4	38.8	30 to 40	75	4	50
30/04/2026	04:00	0	0	2	1	4	1	0	0	0	0	0	0	0	0	0	0	0	0	0	0	8	29.6	35	25 to 35	62.5	1	12.5
30/04/2026	05:00	0	1	3	4	12	7	5	0	1	0	0	0	0	0	0	0	0	0	0	0	33	33.4	41	30 to 40	57.6	13	39.4
30/04/2026	06:00	0	0	0	9	6	4	3	0	0	0	0	0	0	0	0	0	0	0	0	0	22	32.5	40	25 to 35	68.2	7	31.8
30/04/2026	07:00	*	*	*	*	*	*	*	*	*	*	*	*	*	*	*	*	*	*	*	*	*	*	*	*	*	*	*
30/04/2026	08:00	*	*	*	*	*	*	*	*	*	*	*	*	*	*	*	*	*	*	*	*	*	*	*	*	*	*	*
30/04/2026	09:00	*	*	*	*	*	*	*	*	*	*	*	*	*	*	*	*	*	*	*	*	*	*	*	*	*	*	*
30/04/2026	10:00	*	*	*	*	*	*	*	*	*	*	*	*	*	*	*	*	*	*	*	*	*	*	*	*	*	*	*
30/04/2026	11:00	*	*	*	*	*	*	*	*	*	*	*	*	*	*	*	*	*	*	*	*	*	*	*	*	*	*	*
30/04/2026	12:00	*	*	*	*	*	*	*	*	*	*	*	*	*	*	*	*	*	*	*	*	*	*	*	*	*	*	*
30/04/2026	13:00	*	*	*	*	*	*	*	*	*	*	*	*	*	*	*	*	*	*	*	*	*	*	*	*	*	*	*
30/04/2026	14:00	*	*	*	*	*	*	*	*	*	*	*	*	*	*	*	*	*	*	*	*	*	*	*	*	*	*	*
30/04/2026	15:00	*	*	*	*	*	*	*	*	*	*	*	*	*	*	*	*	*	*	*	*	*	*	*	*	*	*	*
30/04/2026	16:00	*	*	*	*	*	*	*	*	*	*	*	*	*	*	*	*	*	*	*	*	*	*	*	*	*	*	*
30/04/2026	17:00	*	*	*	*	*	*	*	*	*	*	*	*	*	*	*	*	*	*	*	*	*	*	*	*	*	*	*
30/04/2026	18:00	*	*	*	*	*	*	*	*	*	*	*	*	*	*	*	*	*	*	*	*	*	*	*	*	*	*	*
30/04/2026	19:00	*	*	*	*	*	*	*	*	*	*	*	*	*	*	*	*	*	*	*	*	*	*	*	*	*	*	*
30/04/2026	20:00	*	*	*	*	*	*	*	*	*	*	*	*	*	*	*	*	*	*	*	*	*	*	*	*	*	*	*
30/04/2026	21:00	*	*	*	*	*	*	*	*	*	*	*	*	*	*	*	*	*	*	*	*	*	*	*	*	*	*	*
30/04/2026	22:00	*	*	*	*	*	*	*	*	*	*	*	*	*	*	*	*	*	*	*	*	*	*	*	*	*	*	*
30/04/2026	23:00	*	*	*	*	*	*	*	*	*	*	*	*	*	*	*	*	*	*	*	*	*	*	*	*	*	*	*
24 Hr Summary		1	1	8	23	33	22	10	1	1	0	0	0	0	0	0	0	0	0	0	0	100	32.3	39.3	25 to 35	56	34	34

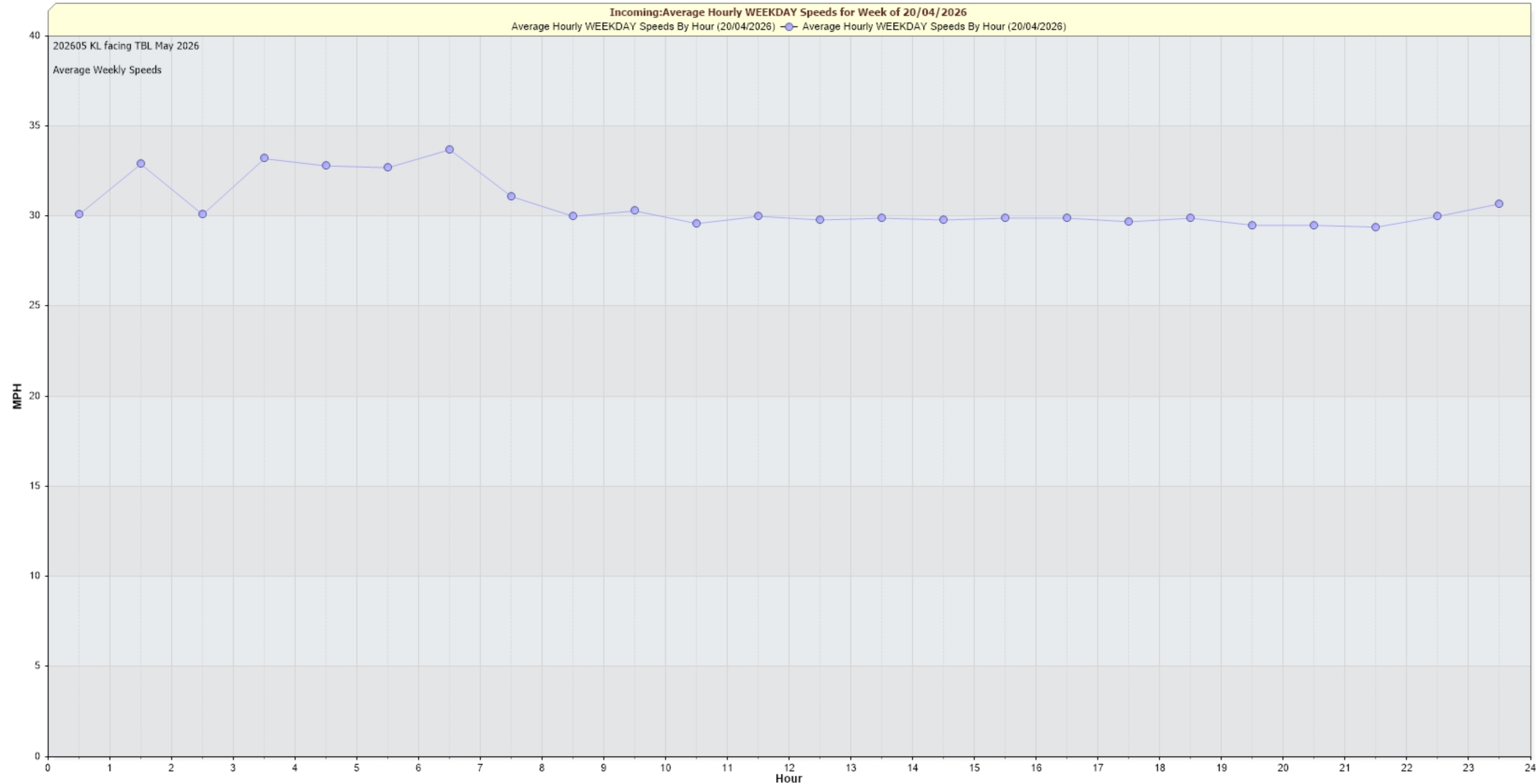
Incoming: Average Hourly Volume for Week of 20/04/2026
Average Counts By Hour (20/04/2026) — Average Counts By Hour (20/04/2026)

202605 KL facing TBL May 2026
Average Weekly Volumes



Incoming:Average Hourly WEEKDAY Speeds for Week of 20/04/2026
Average Hourly WEEKDAY Speeds By Hour (20/04/2026) — Average Hourly WEEKDAY Speeds By Hour (20/04/2026)

202605 KL facing TBL May 2026
Average Weekly Speeds



Incoming: Daily Volume for Week of 20/04/2026

Daily Vehicle Counts

Day

Monday

Tuesday

Wednesday

Thursday


Friday

Saturday

Sunday

6,000
5,000
4,000
3,000
2,000
1,000
0

202605 KL facing TBL May 2026
Daily Volumes



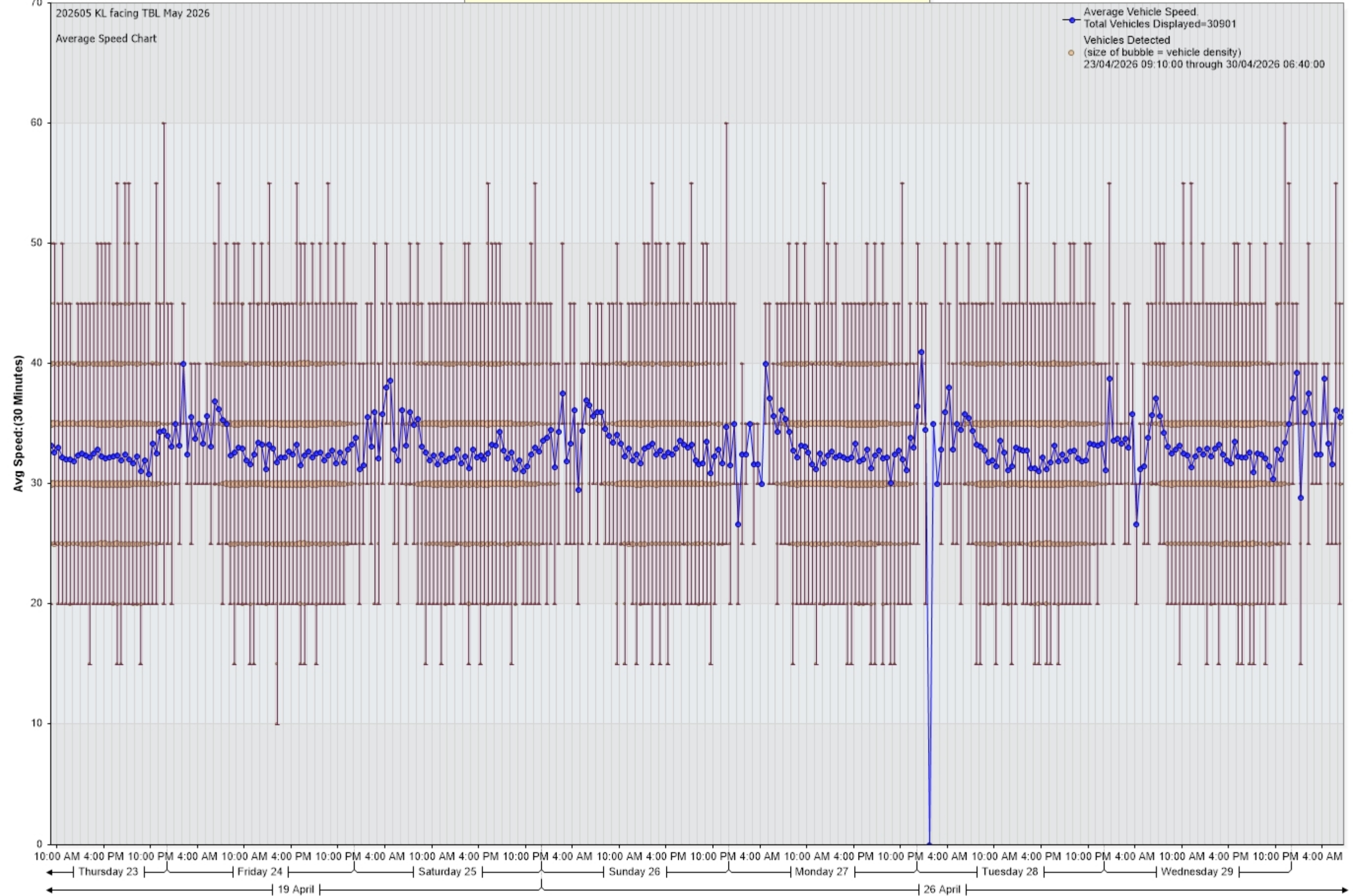
Zoom help

Average Vehicle Speed (MPH) vs. Time [202605 KL facing TBL May 2026:Incoming]

202605 KL facing TBL May 2026

Average Speed Chart

- Average Vehicle Speed.
- Total Vehicles Displayed=30901
- Vehicles Detected
(size of bubble = vehicle density)
- 23/04/2026 09:10:00 through 30/04/2026 06:40:00



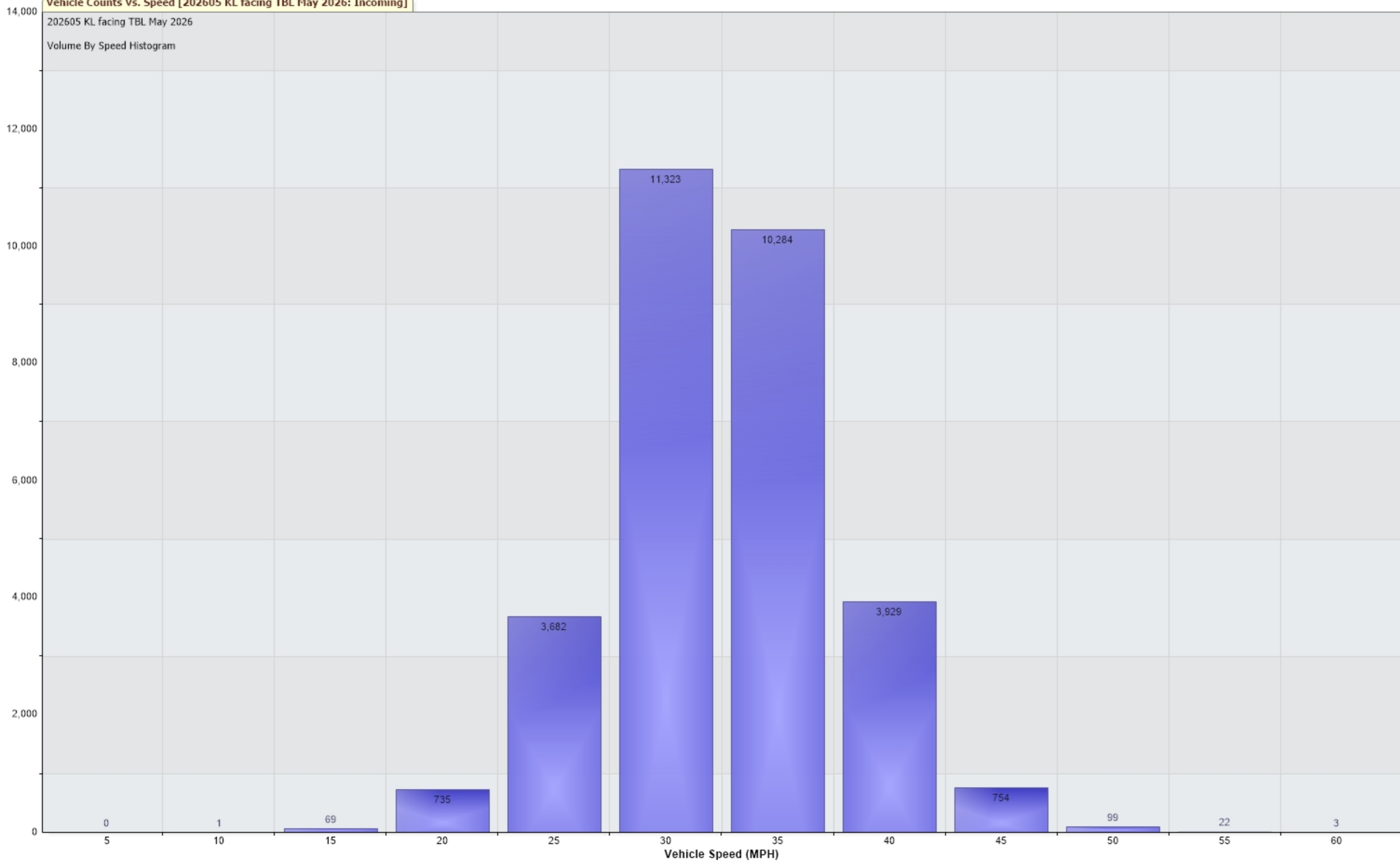
Vehicle Counts Vs. Speed [202605 KL facing TBL May 2026: Incoming]

202605 KL facing TBL May 2026

Volume By Speed Histogram

30,901 Counts

Vehicle Counts



Percentile Counts Vs. Speed for [202605 KL facing TBL May 2026: Incoming]

202605 KL facing TBL May 2026
85th Pct Speed=35.2 MPH
Vehicles in data=30901
23/04/2026 08:00:00 to 30/04/2026 06:59:59

