

For Project: 202604 Buxford facinf TBL April 2026  
 Project Notes:  
 Location/Name: Incoming  
 Report Generated: 12/05/2026 12:04:12  
 Speed Intervals: 5 MPH  
 Time Intervals: Instant  
 Traffic Report From: 01/01/1970 00:00:00 through 15/01/1970 00:59:59  
 85th Percentile Speed: 24.2 MPH  
 85th Percentile Vehicles: 3556  
 Max Speed: 50 MPH on 07/01/1970 17:00:00  
 Total Vehicles: 4183  
 AADT: 297

## Volumes - weekly counts

Time	5 Day	7 Day
Average Daily	291	282
AM Peak 08:00	29	27
PM Peak 23:00	21	18

## Speed

Speed Limit: 35  
 85th Percentile Speed: 24.2  
 50th Percentile Speed: 15.8  
 10 MPH Pace Interval: 10.0 MPH to 20.0 MPH  
 Average Speed: 16.59

	Monday	Tuesday	Wednesday	Thursday	Friday	Saturday	Sunday
Count over limit	4	7	8	3	4	3	2
% over limit	0.7	1.2	1.3	0.5	0.6	0.6	0.4
Avg Speeder	38.8	38.9	39.4	37.5	40	40.8	37.5
Avg Speed	17	16.8	17	16	16	16.1	17.3

Day/Time Ending	85th pctl (MPH)	85th pctl cnts	Total Cnts	Max Speed	Avg Speeder	% Speeders	Avg Speed
01/01/1970 01:00:00	18.3	12	14	20	0	0.0%	13.6
01/01/1970 02:00:00	19.3	20	23	25	0	0.0%	12.3
01/01/1970 03:00:00	25	19	22	35	0	0.0%	16.3
01/01/1970 04:00:00	21.2	18	21	25	0	0.0%	14.9
01/01/1970 05:00:00	25	11	13	30	0	0.0%	17.2
01/01/1970 06:00:00	21.7	24	28	35	0	0.0%	15.1
01/01/1970 07:00:00	25	18	21	35	0	0.0%	15.5
01/01/1970 08:00:00	21.9	37	44	30	0	0.0%	13.9
01/01/1970 09:00:00	19.5	28	33	30	0	0.0%	13.9
01/01/1970 10:00:00	22.5	18	21	30	0	0.0%	14.3
01/01/1970 11:00:00	21.2	18	21	25	0	0.0%	13.5
01/01/1970 12:00:00	19.3	17	20	25	0	0.0%	14.7
01/01/1970 13:00:00	22.5	6	7	25	0	0.0%	14.1
01/01/1970 14:00:00	27.5	4	5	30	0	0.0%	20
01/01/1970 15:00:00	30	5	6	35	0	0.0%	19.5
01/01/1970 16:00:00	23.3	4	5	25	0	0.0%	20.4
01/01/1970 17:00:00	0	0	0	0	0	0.0%	0
01/01/1970 18:00:00	0	0	0	0	0	0.0%	0
01/01/1970 19:00:00	25	1	1	25	0	0.0%	22
01/01/1970 20:00:00	20	1	1	20	0	0.0%	17
01/01/1970 21:00:00	0	0	0	0	0	0.0%	0
01/01/1970 22:00:00	15	1	1	15	0	0.0%	12
01/01/1970 23:00:00	18.3	9	11	30	0	0.0%	13.5
02/01/1970 00:00:00	24.3	22	26	35	0	0.0%	16.6
02/01/1970 01:00:00	27.5	13	15	35	0	0.0%	17.5
02/01/1970 02:00:00	18.8	14	16	25	0	0.0%	11.6
02/01/1970 03:00:00	23	17	20	30	0	0.0%	15.6
02/01/1970 04:00:00	20	14	16	35	0	0.0%	13.8
02/01/1970 05:00:00	27.5	18	21	35	0	0.0%	17.6
02/01/1970 06:00:00	26.7	18	21	35	0	0.0%	18.3
02/01/1970 07:00:00	19	27	32	30	0	0.0%	14.2
02/01/1970 08:00:00	24.3	25	29	35	0	0.0%	16
02/01/1970 09:00:00	23.3	35	41	40	37.5	2.4%	16.7
02/01/1970 10:00:00	22	30	35	30	0	0.0%	14.2
02/01/1970 11:00:00	25	14	16	30	0	0.0%	16.5
02/01/1970 12:00:00	24	18	21	35	0	0.0%	18.2
02/01/1970 13:00:00	26.7	12	14	30	0	0.0%	16.8
02/01/1970 14:00:00	30	3	3	30	0	0.0%	23.7
02/01/1970 15:00:00	23.3	7	8	25	0	0.0%	15.9
02/01/1970 16:00:00	35	3	3	35	0	0.0%	27
02/01/1970 17:00:00	30	3	3	30	0	0.0%	20.3
02/01/1970 18:00:00	30	3	3	30	0	0.0%	18.7
02/01/1970 19:00:00	0	0	0	0	0	0.0%	0
02/01/1970 20:00:00	0	0	0	0	0	0.0%	0
02/01/1970 21:00:00	20	1	1	20	0	0.0%	17
02/01/1970 22:00:00	15	1	1	15	0	0.0%	12
02/01/1970 23:00:00	10	2	2	10	0	0.0%	7

03/01/1970 00:00:00	18.8	14	17	30	0	0.0%	13.4
03/01/1970 01:00:00	25	17	20	30	0	0.0%	18.6
03/01/1970 02:00:00	23.3	7	8	25	0	0.0%	15.9
03/01/1970 03:00:00	23.1	24	28	30	0	0.0%	16.4
03/01/1970 04:00:00	22.5	8	10	40	37.5	10.0%	17.1
03/01/1970 05:00:00	26.7	21	25	30	0	0.0%	14.5
03/01/1970 06:00:00	23.8	14	16	35	0	0.0%	15.6
03/01/1970 07:00:00	22.5	19	22	30	0	0.0%	14.9
03/01/1970 08:00:00	23.3	15	18	35	0	0.0%	16.3
03/01/1970 09:00:00	20	16	19	30	0	0.0%	13.8
03/01/1970 10:00:00	24.2	17	20	30	0	0.0%	15.1
03/01/1970 11:00:00	23.8	11	13	45	42.5	7.7%	17.5
03/01/1970 12:00:00	23.8	11	13	35	0	0.0%	18.3
03/01/1970 13:00:00	25	8	9	35	0	0.0%	16.6
03/01/1970 14:00:00	20	5	6	25	0	0.0%	13
03/01/1970 15:00:00	20	4	5	30	0	0.0%	17
03/01/1970 16:00:00	15	2	2	15	0	0.0%	9.5
03/01/1970 17:00:00	30	2	2	30	0	0.0%	27
03/01/1970 18:00:00	0	0	0	0	0	0.0%	0
03/01/1970 19:00:00	25	1	1	25	0	0.0%	22
03/01/1970 20:00:00	20	3	3	20	0	0.0%	12
03/01/1970 21:00:00	0	0	0	0	0	0.0%	0
03/01/1970 22:00:00	0	0	0	0	0	0.0%	0
03/01/1970 23:00:00	15	1	1	15	0	0.0%	12
04/01/1970 00:00:00	27.5	8	9	30	0	0.0%	15.9
04/01/1970 01:00:00	25	11	13	30	0	0.0%	18.3
04/01/1970 02:00:00	21	20	24	25	0	0.0%	14.5
04/01/1970 03:00:00	23.1	20	23	25	0	0.0%	15.6
04/01/1970 04:00:00	24	14	17	35	0	0.0%	18.4
04/01/1970 05:00:00	25	15	18	30	0	0.0%	17
04/01/1970 06:00:00	26	25	29	30	0	0.0%	17.5
04/01/1970 07:00:00	21.2	16	19	25	0	0.0%	15.2
04/01/1970 08:00:00	21.7	10	12	25	0	0.0%	16.3
04/01/1970 09:00:00	20	14	17	25	0	0.0%	14.8
04/01/1970 10:00:00	26.7	19	22	35	0	0.0%	16.4
04/01/1970 11:00:00	23.8	15	18	35	0	0.0%	17.1
04/01/1970 12:00:00	24.2	12	14	30	0	0.0%	19
04/01/1970 13:00:00	30	5	6	35	0	0.0%	21.2
04/01/1970 14:00:00	27.5	4	5	30	0	0.0%	19.2
04/01/1970 15:00:00	25	1	1	25	0	0.0%	22
04/01/1970 16:00:00	20	3	4	30	0	0.0%	15.8
04/01/1970 17:00:00	30	2	2	30	0	0.0%	19.5
04/01/1970 18:00:00	35	1	1	35	0	0.0%	32
04/01/1970 19:00:00	0	0	0	0	0	0.0%	0
04/01/1970 20:00:00	20	1	1	20	0	0.0%	17
04/01/1970 21:00:00	15	3	4	20	0	0.0%	10.8
04/01/1970 22:00:00	15	3	3	15	0	0.0%	10.7
04/01/1970 23:00:00	28.3	7	8	30	0	0.0%	20.9

05/01/1970 00:00:00	24.5	18	21	30	0	0.0%	18.3
05/01/1970 01:00:00	18	14	16	20	0	0.0%	11.5
05/01/1970 02:00:00	23.6	14	16	25	0	0.0%	17.2
05/01/1970 03:00:00	19.2	14	17	30	0	0.0%	14.1
05/01/1970 04:00:00	22.5	12	14	25	0	0.0%	15.4
05/01/1970 05:00:00	24.2	11	13	30	0	0.0%	18.2
05/01/1970 06:00:00	26.7	16	19	35	0	0.0%	19.2
05/01/1970 07:00:00	20	12	14	30	0	0.0%	12.8
05/01/1970 08:00:00	18.3	20	24	30	0	0.0%	13.3
05/01/1970 09:00:00	22.5	22	26	35	0	0.0%	15.1
05/01/1970 10:00:00	28	27	32	40	37.5	3.1%	18.7
05/01/1970 11:00:00	20	22	26	30	0	0.0%	13.7
05/01/1970 12:00:00	21.7	14	16	25	0	0.0%	15.3
05/01/1970 13:00:00	24	14	16	40	37.5	6.3%	17.9
05/01/1970 14:00:00	27.5	5	6	30	0	0.0%	21.2
05/01/1970 15:00:00	20	3	4	25	0	0.0%	14.5
05/01/1970 16:00:00	15	1	1	15	0	0.0%	12
05/01/1970 17:00:00	35	1	1	35	0	0.0%	32
05/01/1970 18:00:00	0	0	0	0	0	0.0%	0
05/01/1970 19:00:00	0	0	0	0	0	0.0%	0
05/01/1970 20:00:00	20	1	1	20	0	0.0%	17
05/01/1970 21:00:00	15	1	1	15	0	0.0%	12
05/01/1970 22:00:00	10	1	1	10	0	0.0%	7
05/01/1970 23:00:00	25	8	10	35	0	0.0%	17.6
06/01/1970 00:00:00	23.6	22	26	30	0	0.0%	16.4
06/01/1970 01:00:00	22.5	10	12	30	0	0.0%	16.3
06/01/1970 02:00:00	22.5	9	11	30	0	0.0%	14.7
06/01/1970 03:00:00	20	13	15	25	0	0.0%	14.8
06/01/1970 04:00:00	27.5	11	13	30	0	0.0%	20.7
06/01/1970 05:00:00	22.5	14	16	40	37.5	6.3%	14.6
06/01/1970 06:00:00	25	15	18	30	0	0.0%	17.1
06/01/1970 07:00:00	22.5	13	15	30	0	0.0%	15.2
06/01/1970 08:00:00	23.3	25	29	35	0	0.0%	15.4
06/01/1970 09:00:00	23	19	22	30	0	0.0%	15.5
06/01/1970 10:00:00	27.5	24	28	35	0	0.0%	17
06/01/1970 11:00:00	22.5	26	30	45	42.5	3.3%	13.7
06/01/1970 12:00:00	27.5	15	18	45	42.5	5.6%	18.5
06/01/1970 13:00:00	30	8	10	40	37.5	10.0%	20
06/01/1970 14:00:00	20	2	2	20	0	0.0%	12
06/01/1970 15:00:00	37.5	6	7	40	37.5	28.6%	20.7
06/01/1970 16:00:00	30	2	2	30	0	0.0%	19.5
06/01/1970 17:00:00	0	0	0	0	0	0.0%	0
06/01/1970 18:00:00	20	2	2	20	0	0.0%	14.5
06/01/1970 19:00:00	10	1	1	10	0	0.0%	7
06/01/1970 20:00:00	20	1	1	20	0	0.0%	17
06/01/1970 21:00:00	15	1	1	15	0	0.0%	12
06/01/1970 22:00:00	0	0	0	0	0	0.0%	0
06/01/1970 23:00:00	22.5	9	11	30	0	0.0%	16.6

07/01/1970 00:00:00	27	20	24	35	0	0.0%	17.3
07/01/1970 01:00:00	25	14	16	30	0	0.0%	16.3
07/01/1970 02:00:00	25	9	11	30	0	0.0%	15.3
07/01/1970 03:00:00	23.6	17	20	30	0	0.0%	15.3
07/01/1970 04:00:00	23	18	21	30	0	0.0%	16.3
07/01/1970 05:00:00	23.3	13	15	30	0	0.0%	14.7
07/01/1970 06:00:00	26.2	15	18	30	0	0.0%	18.8
07/01/1970 07:00:00	21.2	20	23	25	0	0.0%	13
07/01/1970 08:00:00	21.7	27	32	30	0	0.0%	15.7
07/01/1970 09:00:00	22.5	17	20	30	0	0.0%	14.1
07/01/1970 10:00:00	24.2	28	33	35	0	0.0%	16.9
07/01/1970 11:00:00	27	21	25	35	0	0.0%	19.3
07/01/1970 12:00:00	25	23	27	40	37.5	3.7%	18.8
07/01/1970 13:00:00	35	8	10	40	37.5	20.0%	20.6
07/01/1970 14:00:00	30	6	7	45	42.5	14.3%	25.7
07/01/1970 15:00:00	15	4	5	40	37.5	20.0%	15
07/01/1970 16:00:00	15	2	2	15	0	0.0%	9.5
07/01/1970 17:00:00	50	2	2	50	47.5	50.0%	32
07/01/1970 18:00:00	35	1	1	35	0	0.0%	32
07/01/1970 19:00:00	10	2	2	10	0	0.0%	7
07/01/1970 20:00:00	25	1	1	25	0	0.0%	22
07/01/1970 21:00:00	15	1	1	15	0	0.0%	12
07/01/1970 22:00:00	20	1	1	20	0	0.0%	17
07/01/1970 23:00:00	20	11	13	30	0	0.0%	15.5
08/01/1970 00:00:00	25	22	26	35	0	0.0%	18.5
08/01/1970 01:00:00	25	11	13	40	37.5	7.7%	16.7
08/01/1970 02:00:00	23.3	7	8	25	0	0.0%	15.8
08/01/1970 03:00:00	26.7	19	22	35	0	0.0%	15.7
08/01/1970 04:00:00	23.6	19	22	30	0	0.0%	15.2
08/01/1970 05:00:00	21.7	16	19	30	0	0.0%	16.4
08/01/1970 06:00:00	21.7	18	21	30	0	0.0%	15
08/01/1970 07:00:00	25	23	27	30	0	0.0%	17.5
08/01/1970 08:00:00	17.5	20	23	25	0	0.0%	12
08/01/1970 09:00:00	25	23	27	35	0	0.0%	17.7
08/01/1970 10:00:00	22.5	19	22	35	0	0.0%	13.5
08/01/1970 11:00:00	26.2	20	24	35	0	0.0%	19
08/01/1970 12:00:00	30	11	13	40	37.5	15.4%	20.2
08/01/1970 13:00:00	25	8	9	30	0	0.0%	18.9
08/01/1970 14:00:00	25	6	7	35	0	0.0%	19.3
08/01/1970 15:00:00	17.5	4	5	20	0	0.0%	13
08/01/1970 16:00:00	30	5	6	35	0	0.0%	22.2
08/01/1970 17:00:00	0	0	0	0	0	0.0%	0
08/01/1970 18:00:00	0	0	0	0	0	0.0%	0
08/01/1970 19:00:00	25	1	1	25	0	0.0%	22
08/01/1970 20:00:00	10	1	1	10	0	0.0%	7
08/01/1970 21:00:00	20	3	4	25	0	0.0%	14.5
08/01/1970 22:00:00	30	3	3	30	0	0.0%	18.7
08/01/1970 23:00:00	27.5	4	5	30	0	0.0%	17

09/01/1970 00:00:00	27.5	23	27	35	0	0.0%	17.9
09/01/1970 01:00:00	25	13	15	40	37.5	13.3%	17.8
09/01/1970 02:00:00	20	14	17	25	0	0.0%	15.4
09/01/1970 03:00:00	23	20	24	30	0	0.0%	14.9
09/01/1970 04:00:00	27.5	14	16	35	0	0.0%	14.6
09/01/1970 05:00:00	27.5	16	19	35	0	0.0%	17.9
09/01/1970 06:00:00	23.6	23	27	30	0	0.0%	15.7
09/01/1970 07:00:00	24.2	22	26	30	0	0.0%	16
09/01/1970 08:00:00	25	20	23	30	0	0.0%	13.9
09/01/1970 09:00:00	25	31	36	30	0	0.0%	14.6
09/01/1970 10:00:00	22.5	32	38	30	0	0.0%	14.6
09/01/1970 11:00:00	25	20	24	35	0	0.0%	15.9
09/01/1970 12:00:00	21.7	8	10	25	0	0.0%	15
09/01/1970 13:00:00	18.3	8	10	30	0	0.0%	13.2
09/01/1970 14:00:00	24	9	11	30	0	0.0%	18.9
09/01/1970 15:00:00	25	3	4	30	0	0.0%	20.8
09/01/1970 16:00:00	30	3	3	30	0	0.0%	15.3
09/01/1970 17:00:00	20	4	5	50	47.5	20.0%	19
09/01/1970 18:00:00	30	1	1	30	0	0.0%	27
09/01/1970 19:00:00	20	3	4	30	0	0.0%	15.8
09/01/1970 20:00:00	20	1	1	20	0	0.0%	17
09/01/1970 21:00:00	25	1	1	25	0	0.0%	22
09/01/1970 22:00:00	20	1	1	20	0	0.0%	17
09/01/1970 23:00:00	15	3	4	20	0	0.0%	11
10/01/1970 00:00:00	17.5	7	8	20	0	0.0%	11.5
10/01/1970 01:00:00	25	10	12	30	0	0.0%	18.4
10/01/1970 02:00:00	25	15	18	30	0	0.0%	17.9
10/01/1970 03:00:00	23	35	41	30	0	0.0%	15.1
10/01/1970 04:00:00	24.2	16	19	30	0	0.0%	17.4
10/01/1970 05:00:00	20	17	20	35	0	0.0%	15.9
10/01/1970 06:00:00	24.2	19	22	45	42.5	4.5%	16.8
10/01/1970 07:00:00	23.3	14	17	35	0	0.0%	16.9
10/01/1970 08:00:00	20	14	17	30	0	0.0%	13
10/01/1970 09:00:00	23	30	35	30	0	0.0%	14.4
10/01/1970 10:00:00	20	20	24	25	0	0.0%	12.1
10/01/1970 11:00:00	25	12	14	30	0	0.0%	16.6
10/01/1970 12:00:00	20	4	5	25	0	0.0%	15
10/01/1970 13:00:00	22.5	5	6	25	0	0.0%	13.8
10/01/1970 14:00:00	25	3	3	25	0	0.0%	13.7
10/01/1970 15:00:00	15	3	4	20	0	0.0%	12
10/01/1970 16:00:00	15	1	1	15	0	0.0%	12
10/01/1970 17:00:00	0	0	0	0	0	0.0%	0
10/01/1970 18:00:00	35	3	3	35	0	0.0%	22
10/01/1970 19:00:00	10	1	1	10	0	0.0%	7
10/01/1970 20:00:00	20	1	1	20	0	0.0%	17
10/01/1970 21:00:00	23.3	4	5	25	0	0.0%	18
10/01/1970 22:00:00	20	2	2	20	0	0.0%	17.5
10/01/1970 23:00:00	10	1	1	10	0	0.0%	7

11/01/1970 00:00:00	22.5	6	7	25	0	0.0%	15.7
11/01/1970 01:00:00	23.3	6	7	25	0	0.0%	18.4
11/01/1970 02:00:00	21.7	14	16	25	0	0.0%	14.6
11/01/1970 03:00:00	23.8	14	16	30	0	0.0%	16.4
11/01/1970 04:00:00	19.4	14	17	25	0	0.0%	15.3
11/01/1970 05:00:00	27.5	8	10	35	0	0.0%	20.6
11/01/1970 06:00:00	28.3	12	14	35	0	0.0%	17.1
11/01/1970 07:00:00	23.3	13	15	30	0	0.0%	15.9
11/01/1970 08:00:00	23.8	11	13	30	0	0.0%	17.5
11/01/1970 09:00:00	23	20	23	30	0	0.0%	15.6
11/01/1970 10:00:00	23.8	22	26	30	0	0.0%	15.3
11/01/1970 11:00:00	20	12	14	30	0	0.0%	13.9
11/01/1970 12:00:00	28.8	12	14	35	0	0.0%	21.3
11/01/1970 13:00:00	28.3	12	14	35	0	0.0%	16.9
11/01/1970 14:00:00	22.5	7	8	25	0	0.0%	15.9
11/01/1970 15:00:00	32.5	11	13	40	37.5	7.7%	22.5
11/01/1970 16:00:00	35	3	4	40	37.5	25.0%	31
11/01/1970 17:00:00	25	2	2	25	0	0.0%	22
11/01/1970 18:00:00	30	1	1	30	0	0.0%	27
11/01/1970 19:00:00	10	2	2	10	0	0.0%	7
11/01/1970 20:00:00	20	1	1	20	0	0.0%	17
11/01/1970 21:00:00	0	0	0	0	0	0.0%	0
11/01/1970 22:00:00	30	1	1	30	0	0.0%	27
11/01/1970 23:00:00	30	3	3	30	0	0.0%	18.7
12/01/1970 00:00:00	17.5	4	5	20	0	0.0%	12
12/01/1970 01:00:00	27.5	5	6	30	0	0.0%	18.7
12/01/1970 02:00:00	25	19	22	30	0	0.0%	17.3
12/01/1970 03:00:00	22	21	25	30	0	0.0%	16.9
12/01/1970 04:00:00	24.2	16	19	30	0	0.0%	17.4
12/01/1970 05:00:00	23	15	18	30	0	0.0%	14.7
12/01/1970 06:00:00	24.4	31	36	30	0	0.0%	16.3
12/01/1970 07:00:00	23.3	20	23	25	0	0.0%	17.2
12/01/1970 08:00:00	24	11	13	30	0	0.0%	17.5
12/01/1970 09:00:00	24.3	27	32	40	37.5	3.1%	16.5
12/01/1970 10:00:00	26.2	23	27	35	0	0.0%	17.4
12/01/1970 11:00:00	28.8	22	26	35	0	0.0%	21.1
12/01/1970 12:00:00	27.5	10	12	45	42.5	8.3%	22.1
12/01/1970 13:00:00	22.5	8	9	25	0	0.0%	14.8
12/01/1970 14:00:00	20	3	4	35	0	0.0%	17
12/01/1970 15:00:00	30	1	1	30	0	0.0%	27
12/01/1970 16:00:00	35	2	2	35	0	0.0%	29.5
12/01/1970 17:00:00	0	0	0	0	0	0.0%	0
12/01/1970 18:00:00	20	2	2	20	0	0.0%	14.5
12/01/1970 19:00:00	0	0	0	0	0	0.0%	0
12/01/1970 20:00:00	0	0	0	0	0	0.0%	0
12/01/1970 21:00:00	0	0	0	0	0	0.0%	0
12/01/1970 22:00:00	20	3	3	20	0	0.0%	12
12/01/1970 23:00:00	20	8	10	25	0	0.0%	14.5

13/01/1970 00:00:00	25	21	25	30	0	0.0%	18.9
13/01/1970 01:00:00	20	10	12	25	0	0.0%	11.8
13/01/1970 02:00:00	22.5	7	8	25	0	0.0%	14.5
13/01/1970 03:00:00	22.5	17	20	30	0	0.0%	16.1
13/01/1970 04:00:00	30	8	9	35	0	0.0%	18.7
13/01/1970 05:00:00	24.2	17	20	30	0	0.0%	15.3
13/01/1970 06:00:00	19.4	13	15	30	0	0.0%	15.5
13/01/1970 07:00:00	26.7	11	13	30	0	0.0%	16.6
13/01/1970 08:00:00	22.5	28	33	30	0	0.0%	15.8
13/01/1970 09:00:00	25.7	31	37	30	0	0.0%	15.6
13/01/1970 10:00:00	27.5	17	20	30	0	0.0%	19.3
13/01/1970 11:00:00	26.7	18	21	40	37.5	4.8%	17.9
13/01/1970 12:00:00	25	18	21	35	0	0.0%	15
13/01/1970 13:00:00	25	9	11	30	0	0.0%	21.3
13/01/1970 14:00:00	30	6	7	35	0	0.0%	19.9
13/01/1970 15:00:00	30	7	8	35	0	0.0%	20.3
13/01/1970 16:00:00	32.5	4	5	35	0	0.0%	27
13/01/1970 17:00:00	0	0	0	0	0	0.0%	0
13/01/1970 18:00:00	0	0	0	0	0	0.0%	0
13/01/1970 19:00:00	0	0	0	0	0	0.0%	0
13/01/1970 20:00:00	30	2	2	30	0	0.0%	22
13/01/1970 21:00:00	0	0	0	0	0	0.0%	0
13/01/1970 22:00:00	10	1	1	10	0	0.0%	7
13/01/1970 23:00:00	17.5	9	11	20	0	0.0%	12.5
14/01/1970 00:00:00	27	20	23	30	0	0.0%	16.2
14/01/1970 01:00:00	25	14	16	30	0	0.0%	15.9
14/01/1970 02:00:00	25	14	16	35	0	0.0%	19.8
14/01/1970 03:00:00	22.5	12	14	30	0	0.0%	15.7
14/01/1970 04:00:00	22.5	15	18	35	0	0.0%	15.3
14/01/1970 05:00:00	22.5	17	20	30	0	0.0%	16.1
14/01/1970 06:00:00	25	13	15	40	37.5	6.7%	16.4
14/01/1970 07:00:00	25	13	15	30	0	0.0%	16.1
14/01/1970 08:00:00	23.8	24	28	35	0	0.0%	14.9
14/01/1970 09:00:00	22.5	16	19	30	0	0.0%	14.5
14/01/1970 10:00:00	27	20	23	30	0	0.0%	15.5
14/01/1970 11:00:00	24	20	23	35	0	0.0%	15.4
14/01/1970 12:00:00	25	10	12	40	37.5	8.3%	17
14/01/1970 13:00:00	27.5	8	10	35	0	0.0%	22
14/01/1970 14:00:00	25	8	10	35	0	0.0%	18.1
14/01/1970 15:00:00	25	6	7	30	0	0.0%	17
14/01/1970 16:00:00	30	3	3	30	0	0.0%	17
14/01/1970 17:00:00	0	0	0	0	0	0.0%	0
14/01/1970 18:00:00	0	0	0	0	0	0.0%	0
14/01/1970 19:00:00	0	0	0	0	0	0.0%	0
14/01/1970 20:00:00	25	2	2	25	0	0.0%	14.5
14/01/1970 21:00:00	30	1	1	30	0	0.0%	27
14/01/1970 22:00:00	25	3	3	25	0	0.0%	17
14/01/1970 23:00:00	25	8	10	35	0	0.0%	18.1

15/01/1970 00:00:00	26.7	15	18	35	0	0.0%	18.4
15/01/1970 01:00:00	0	0	0	0	0	0.0%	0

Day/Time Ending	85th pctl (MPH)	85th pctl cnts	Total Cnts	Max Speed	Avg Speeder	% Speeders	Avg Speed
02/01/1970 00:00:00	22.1	292	344	35	0	0.0%	14.9
03/01/1970 00:00:00	23.9	287	338	40	37.5	0.3%	15.9
04/01/1970 00:00:00	24	212	250	45	40	0.8%	16
05/01/1970 00:00:00	24.2	240	282	35	0	0.0%	16.9
06/01/1970 00:00:00	23.6	255	300	40	37.5	0.7%	15.9
07/01/1970 00:00:00	24.7	245	288	45	39.2	2.1%	16.3
08/01/1970 00:00:00	24.5	282	332	50	40	1.8%	16.8
09/01/1970 00:00:00	24.5	263	309	40	37.5	1.0%	16.5
10/01/1970 00:00:00	23.9	279	328	50	40.8	0.9%	15.5
11/01/1970 00:00:00	23.5	236	278	45	42.5	0.4%	15.5
12/01/1970 00:00:00	25	203	239	40	37.5	0.8%	17
13/01/1970 00:00:00	24.8	268	315	45	40	0.6%	17.5
14/01/1970 00:00:00	25.2	252	297	40	37.5	0.3%	16.5
15/01/1970 00:00:00	24.7	241	283	40	37.5	0.7%	16.5
15/01/1970 00:59:59	0	0	0	0	0	0.0%	0

Incoming Weekly Counts  
 202604 Buxford facinf TBL April 2026

from Thu-Jan-01-1970-12-00-AM to Thu-Jan-15-1970-12-59-AM

	29/12/1969	to	04/01/1970							
	Monday	Tuesday	Wednesday	Thursday	Friday	Saturday	Sunday	Week	Weekend	Week Day 85%
Hour	29/12/1969	30/12/1969	31/12/1969	01/01/1970	02/01/1970	03/01/1970	04/01/1970	Day Avg	Avg	Avg Speed
0 - 1	*	*	*	14	15	20	13	14.5	16.5	22.9
1 - 2	*	*	*	23	16	8	24	19.5	16	19.05
2 - 3	*	*	*	22	20	28	23	21	25.5	24
3 - 4	*	*	*	21	16	10	17	18.5	13.5	20.6
4 - 5	*	*	*	13	21	25	18	17	21.5	26.25
5 - 6	*	*	*	28	21	16	29	24.5	22.5	24.2
6 - 7	*	*	*	21	32	22	19	26.5	20.5	22
7 - 8	*	*	*	44	29	18	12	36.5	15	23.1
8 - 9	*	*	*	33	41	19	17	37	18	21.4
9 - 10	*	*	*	21	35	20	22	28	21	22.25
10 - 11	*	*	*	21	16	13	18	18.5	15.5	23.1
11 - 12	*	*	*	20	21	13	14	20.5	13.5	21.65
12 - 13	*	*	*	7	14	9	6	10.5	7.5	24.6
13 - 14	*	*	*	5	3	6	5	4	5.5	28.75
14 - 15	*	*	*	6	8	5	1	7	3	26.65
15 - 16	*	*	*	5	3	2	4	4	3	29.15
16 - 17	*	*	*	0	3	2	2	1.5	2	30
17 - 18	*	*	*	0	3	0	1	1.5	0.5	30
18 - 19	*	*	*	1	0	1	0	0.5	0.5	25
19 - 20	*	*	*	1	0	3	1	0.5	2	20
20 - 21	*	*	*	0	1	0	4	0.5	2	20
21 - 22	*	*	*	1	1	0	3	1	1.5	15
22 - 23	*	*	*	11	2	1	8	6.5	4.5	14.15
23 - 24	*	*	*	26	17	9	21	21.5	15	21.55
Totals	0	0	0	344	338	250	282			
% of Total	0%	0%	0%	28.34%	27.84%	20.59%	23.23%			

Incoming Weekly Counts  
 202604 Buxford facinf TBL April 2026

from Thu-Jan-01-1970-12-00-AM to Thu-Jan-15-1970-12-59-AM

	05/01/1970	to	11/01/1970							
	Monday	Tuesday	Wednesday	Thursday	Friday	Saturday	Sunday	Week	Weekend	Week Day 85%
Hour	05/01/1970	06/01/1970	07/01/1970	08/01/1970	09/01/1970	10/01/1970	11/01/1970	Day Avg	Avg	Avg Speed
0 - 1	16	12	16	13	15	12	7	14.4	9.5	23.1
1 - 2	16	11	11	8	17	18	16	12.6	17	22.88
2 - 3	17	15	20	22	24	41	16	19.6	28.5	22.5
3 - 4	14	13	21	22	16	19	17	17.2	18	24.82
4 - 5	13	16	15	19	19	20	10	16.4	15	23.84
5 - 6	19	18	18	21	27	22	14	20.6	18	24.64
6 - 7	14	15	23	27	26	17	15	21	16	22.58
7 - 8	24	29	32	23	23	17	13	26.2	15	21.16
8 - 9	26	22	20	27	36	35	23	26.2	29	23.6
9 - 10	32	28	33	22	38	24	26	30.6	25	24.94
10 - 11	26	30	25	24	24	14	14	25.8	14	24.14
11 - 12	16	18	27	13	10	5	14	16.8	9.5	25.18
12 - 13	16	10	10	9	10	6	14	11	10	26.46
13 - 14	6	2	7	7	11	3	8	6.6	5.5	25.3
14 - 15	4	7	5	5	4	4	13	5	8.5	23
15 - 16	1	2	2	6	3	1	4	2.8	2.5	24
16 - 17	1	0	2	0	5	0	2	1.6	1	35
17 - 18	0	2	1	0	1	3	1	0.8	2	28.33
18 - 19	0	1	2	1	4	1	2	1.6	1.5	16.25
19 - 20	1	1	1	1	1	1	1	1	1	19
20 - 21	1	1	1	4	1	5	0	1.6	2.5	18
21 - 22	1	0	1	3	1	2	1	1.2	1.5	20
22 - 23	10	11	13	5	4	1	3	8.6	2	22
23 - 24	26	24	26	27	8	7	5	22.2	6	24.12
Totals	300	288	332	309	328	278	239			
% of Total	14.46%	13.89%	16.01%	14.9%	15.81%	13.4%	11.52%			

Incoming Weekly Counts  
 202604 Buxford facinf TBL April 2026

from Thu-Jan-01-1970-12-00-AM to Thu-Jan-15-1970-12-59-AM

	12/01/1970	to	18/01/1970							
	Monday	Tuesday	Wednesday	Thursday	Friday	Saturday	Sunday	Week	Weekend	Week Day 85%
Hour	12/01/1970	13/01/1970	14/01/1970	15/01/1970	16/01/1970	17/01/1970	18/01/1970	Day Avg	Avg	Avg Speed
0 - 1	6	12	16	0	*	*	*	8.5	0	24.17
1 - 2	22	8	16	*	*	*	*	15.33	0	24.17
2 - 3	25	20	14	*	*	*	*	19.67	0	22.33
3 - 4	19	9	18	*	*	*	*	15.33	0	25.57
4 - 5	18	20	20	*	*	*	*	19.33	0	23.23
5 - 6	36	15	15	*	*	*	*	22	0	22.93
6 - 7	23	13	15	*	*	*	*	17	0	25
7 - 8	13	33	28	*	*	*	*	24.67	0	23.43
8 - 9	32	37	19	*	*	*	*	29.33	0	24.17
9 - 10	27	20	23	*	*	*	*	23.33	0	26.9
10 - 11	26	21	23	*	*	*	*	23.33	0	26.5
11 - 12	12	21	12	*	*	*	*	15	0	25.83
12 - 13	9	11	10	*	*	*	*	10	0	25
13 - 14	4	7	10	*	*	*	*	7	0	25
14 - 15	1	8	7	*	*	*	*	5.33	0	28.33
15 - 16	2	5	3	*	*	*	*	3.33	0	32.5
16 - 17	0	0	0	*	*	*	*	0	0	0
17 - 18	2	0	0	*	*	*	*	0.67	0	20
18 - 19	0	0	0	*	*	*	*	0	0	0
19 - 20	0	2	2	*	*	*	*	1.33	0	27.5
20 - 21	0	0	1	*	*	*	*	0.33	0	30
21 - 22	3	1	3	*	*	*	*	2.33	0	18.33
22 - 23	10	11	10	*	*	*	*	10.33	0	20.83
23 - 24	25	23	18	*	*	*	*	22	0	26.23
Totals	315	297	283	0	0	0	0			
% of Total	35.2%	33.18%	31.62%	0%	0%	0%	0%			

Incoming Monthly Counts  
 202604 Buxford facinf TBL April 2026

from Thu-Jan-01-1970-12-00-AM to Thu-Jan-15-1970-12-59-AM

Hour	Jan 1970							Week Day Avg	Weekend Avg	Week Day 85% Avg Speed
	Monday	Tuesday	Wednesday	Thursday	Friday	Saturday	Sunday			
0 - 1	22	24	32	27	30	32	20	27	26	22.98
1 - 2	38	19	27	31	33	26	40	29.6	33	22.18
2 - 3	42	35	34	44	44	69	39	39.8	54	22.94
3 - 4	33	22	39	43	32	29	34	33.8	31.5	23.4
4 - 5	31	36	35	32	40	45	28	34.8	36.5	24.16
5 - 6	55	33	33	49	48	38	43	43.6	40.5	24.12
6 - 7	37	28	38	48	58	39	34	41.8	36.5	23.64
7 - 8	37	62	60	67	52	35	25	55.6	30	22.42
8 - 9	58	59	39	60	77	54	40	58.6	47	23.3
9 - 10	59	48	56	43	73	44	48	55.8	46	25.02
10 - 11	52	51	48	45	40	27	32	47.2	29.5	25.24
11 - 12	28	39	39	33	31	18	28	34	23	24.24
12 - 13	25	21	20	16	24	15	20	21.2	17.5	26.54
13 - 14	10	9	17	12	14	9	13	12.4	11	28.1
14 - 15	5	15	12	11	12	9	14	11	11.5	26.8
15 - 16	3	7	5	11	6	3	8	6.4	5.5	28.5
16 - 17	1	0	2	0	8	2	4	2.2	3	38.33
17 - 18	2	2	1	0	4	3	2	1.8	2.5	25.62
18 - 19	0	1	2	2	4	2	2	1.8	2	16.25
19 - 20	1	3	3	2	1	4	2	2	3	23
20 - 21	1	1	2	4	2	5	4	2	4.5	21
21 - 22	4	1	4	4	2	2	4	3	3	17
22 - 23	20	22	23	16	6	2	11	17.4	6.5	22
23 - 24	51	47	44	53	25	16	26	44	21	24.26
Totals	615	585	615	653	666	528	521			
% of Total	14.7%	13.99%	14.7%	15.61%	15.92%	12.62%	12.46%			

Incoming Weekly Speeds  
 202604 Buxford facinf TBL April 2026

from Thu-Jan-01-1970-12-00-AM to Thu-Jan-15-1970-12-59-AM

	29/12/1969	to	04/01/1970							
	Monday	Tuesday	Wednesday	Thursday	Friday	Saturday	Sunday	Week	Weekend	Week Day 85%
Hour	29/12/1969	30/12/1969	31/12/1969	01/01/1970	02/01/1970	03/01/1970	04/01/1970	Day Avg	Avg	Avg Speed
0 - 1	*	*	*	13.57	17.47	18.65	18.31	15.59	18.52	22.9
1 - 2	*	*	*	12.26	11.56	15.88	14.54	11.97	14.88	19.05
2 - 3	*	*	*	16.27	15.65	16.39	15.61	15.98	16.04	24
3 - 4	*	*	*	14.86	13.75	17.1	18.35	14.38	17.89	20.6
4 - 5	*	*	*	17.15	17.57	14.48	17	17.41	15.53	26.25
5 - 6	*	*	*	15.11	18.29	15.56	17.48	16.47	16.8	24.2
6 - 7	*	*	*	15.52	14.19	14.91	15.16	14.72	15.02	22
7 - 8	*	*	*	13.89	15.97	16.28	16.25	14.71	16.27	23.1
8 - 9	*	*	*	13.91	16.68	13.84	14.76	15.45	14.28	21.4
9 - 10	*	*	*	14.29	14.23	15.15	16.36	14.25	15.79	22.25
10 - 11	*	*	*	13.52	16.5	17.46	17.11	14.81	17.26	23.1
11 - 12	*	*	*	14.7	18.19	18.31	19	16.49	18.67	21.65
12 - 13	*	*	*	14.14	16.79	16.56	21.17	15.9	18.4	24.6
13 - 14	*	*	*	20	23.67	13	19.2	21.37	15.82	28.75
14 - 15	*	*	*	19.5	15.88	17	22	17.43	17.83	26.65
15 - 16	*	*	*	20.4	27	9.5	15.75	22.87	13.67	29.15
16 - 17	*	*	*	0	20.33	27	19.5	20.33	23.25	30
17 - 18	*	*	*	0	18.67	0	32	18.67	32	30
18 - 19	*	*	*	22	0	22	0	22	22	25
19 - 20	*	*	*	17	0	12	17	17	13.25	20
20 - 21	*	*	*	0	17	0	10.75	17	10.75	20
21 - 22	*	*	*	12	12	0	10.67	12	10.67	15
22 - 23	*	*	*	13.45	7	12	20.88	12.46	19.89	14.15
23 - 24	*	*	*	16.58	13.35	15.89	18.33	15.3	17.6	21.55
Totals	0	0	0	14.9	15.9	16	16.9			
% of Total	0%	0%	0%	23.39%	24.96%	25.12%	26.53%			

Incoming Weekly Speeds  
 202604 Buxford facinf TBL April 2026

from Thu-Jan-01-1970-12-00-AM to Thu-Jan-15-1970-12-59-AM

	05/01/1970	to	11/01/1970							
	Monday	Tuesday	Wednesday	Thursday	Friday	Saturday	Sunday	Week	Weekend	Week Day 85%
Hour	05/01/1970	06/01/1970	07/01/1970	08/01/1970	09/01/1970	10/01/1970	11/01/1970	Day Avg	Avg	Avg Speed
0 - 1	11.5	16.25	16.25	16.69	17.8	18.42	18.43	15.6	18.42	23.1
1 - 2	17.19	14.73	15.27	15.75	15.41	17.89	14.56	15.76	16.32	22.88
2 - 3	14.12	14.8	15.25	15.73	14.88	15.07	16.44	15	15.46	22.5
3 - 4	15.36	20.69	16.29	15.18	14.56	17.42	15.29	16.2	16.42	24.82
4 - 5	18.23	14.56	14.67	16.37	17.95	15.95	20.6	16.37	17.5	23.84
5 - 6	19.21	17.11	18.83	15.05	15.7	16.77	17.14	17.01	16.92	24.64
6 - 7	12.79	15.2	13.04	17.48	16.04	16.88	15.93	15.2	16.44	22.58
7 - 8	13.33	15.45	15.69	12.04	13.87	13	17.46	14.24	14.93	21.16
8 - 9	15.12	15.45	14.15	17.7	14.56	14.43	15.61	15.4	14.9	23.6
9 - 10	18.72	16.96	16.94	13.55	14.61	12.12	15.27	16.25	13.76	24.94
10 - 11	13.65	13.7	19.32	19.04	15.88	16.64	13.93	16.18	15.29	24.14
11 - 12	15.31	18.5	18.81	20.15	15	15	21.29	17.83	19.63	25.18
12 - 13	17.88	20	20.6	18.89	13.2	13.83	16.86	18.07	15.95	26.46
13 - 14	21.17	12	25.71	19.29	18.91	13.67	15.88	20.42	15.27	25.3
14 - 15	14.5	20.71	15	13	20.75	12	22.46	17.04	20	23
15 - 16	12	19.5	9.5	22.17	15.33	12	31	17.79	27.2	24
16 - 17	32	0	32	0	19	0	22	23.88	22	35
17 - 18	0	14.5	32	0	27	22	27	22	23.25	28.33
18 - 19	0	7	7	22	15.75	7	7	13.25	7	16.25
19 - 20	17	17	22	7	17	17	17	16	17	19
20 - 21	12	12	12	14.5	22	18	0	14.5	18	18
21 - 22	7	0	17	18.67	17	17.5	27	16.17	20.67	20
22 - 23	17.6	16.64	15.46	17	11	7	18.67	16.02	15.75	22
23 - 24	16.42	17.25	18.5	17.85	11.5	15.71	12	17.08	14.17	24.12
Totals	15.9	16.3	16.8	16.5	15.5	15.5	17			
% of Total	14.01%	14.36%	14.8%	14.54%	13.66%	13.66%	14.98%			

Incoming Weekly Speeds  
 202604 Buxford facinf TBL April 2026

from Thu-Jan-01-1970-12-00-AM to Thu-Jan-15-1970-12-59-AM

	12/01/1970	to	18/01/1970							
	Monday	Tuesday	Wednesday	Thursday	Friday	Saturday	Sunday	Week	Weekend	Week Day 85%
Hour	12/01/1970	13/01/1970	14/01/1970	15/01/1970	16/01/1970	17/01/1970	18/01/1970	Day Avg	Avg	Avg Speed
0 - 1	18.67	11.83	15.88	0	*	*	*	14.94	*	24.17
1 - 2	17.32	14.5	19.75	*	*	*	*	17.67	*	24.17
2 - 3	16.88	16.15	15.71	*	*	*	*	16.36	*	22.33
3 - 4	17.37	18.67	15.28	*	*	*	*	16.8	*	25.57
4 - 5	14.67	15.25	16.1	*	*	*	*	15.36	*	23.23
5 - 6	16.31	15.53	16.4	*	*	*	*	16.15	*	22.93
6 - 7	17.22	16.62	16.13	*	*	*	*	16.75	*	25
7 - 8	17.46	15.85	14.86	*	*	*	*	15.76	*	23.43
8 - 9	16.5	15.65	14.47	*	*	*	*	15.7	*	24.17
9 - 10	17.44	19.25	15.48	*	*	*	*	17.31	*	26.9
10 - 11	21.08	17.9	15.39	*	*	*	*	18.26	*	26.5
11 - 12	22.08	14.95	17	*	*	*	*	17.4	*	25.83
12 - 13	14.78	21.27	22	*	*	*	*	19.57	*	25
13 - 14	17	19.86	18.1	*	*	*	*	18.48	*	25
14 - 15	27	20.25	17	*	*	*	*	19.25	*	28.33
15 - 16	29.5	27	17	*	*	*	*	24.5	*	32.5
16 - 17	0	0	0	*	*	*	*	*	*	0
17 - 18	14.5	0	0	*	*	*	*	14.5	*	20
18 - 19	0	0	0	*	*	*	*	*	*	0
19 - 20	0	22	14.5	*	*	*	*	18.25	*	27.5
20 - 21	0	0	27	*	*	*	*	27	*	30
21 - 22	12	7	17	*	*	*	*	13.43	*	18.33
22 - 23	14.5	12.55	18.1	*	*	*	*	14.97	*	20.83
23 - 24	18.92	16.22	18.39	*	*	*	*	17.83	*	26.23
Totals	17.5	16.5	16.5	0	0	0	0			
% of Total	34.65%	32.67%	32.67%	0%	0%	0%	0%			

Incoming Monthly Speeds  
 202604 Buxford facinf TBL April 2026

from Thu-Jan-01-1970-12-00-AM to Thu-Jan-15-1970-12-59-AM

Hour	Jan 1970							Week Day Avg	Weekend Avg	Week Day 85% Avg Speed
	Monday	Tuesday	Wednesday	Thursday	Friday	Saturday	Sunday			
0 - 1	13.45	14.04	16.06	15.07	17.63	18.56	18.35	15.43	18.48	22.98
1 - 2	17.26	14.63	17.93	13.16	13.55	17.27	14.55	15.36	15.62	22.18
2 - 3	15.76	15.57	15.44	16	15.23	15.61	15.95	15.61	15.73	22.94
3 - 4	16.52	19.86	15.82	15.02	14.16	17.31	16.82	15.96	17.05	23.4
4 - 5	16.16	14.94	15.49	16.69	17.75	15.13	18.29	16.24	16.34	24.16
5 - 6	17.31	16.39	17.73	15.08	16.83	16.26	17.37	16.63	16.85	24.12
6 - 7	15.54	15.86	14.26	16.62	15.02	15.77	15.5	15.45	15.64	23.64
7 - 8	14.78	15.66	15.3	13.25	15.04	14.69	16.88	14.77	15.6	22.42
8 - 9	15.88	15.58	14.31	15.62	15.69	14.22	15.25	15.51	14.66	23.3
9 - 10	18.14	17.92	16.34	13.91	14.42	13.5	15.77	16.11	14.68	25.02
10 - 11	17.37	15.43	17.44	16.47	16.12	17.04	15.72	16.58	16.32	25.24
11 - 12	18.21	16.59	18.26	16.85	17.16	17.39	20.14	17.39	19.07	24.24
12 - 13	16.76	20.67	21.3	16.81	15.29	15.47	18.15	18.07	17	26.54
13 - 14	19.5	18.11	21.24	19.58	19.93	13.22	17.15	19.89	15.55	28.1
14 - 15	17	20.47	16.17	16.55	17.5	14.78	22.43	17.78	19.43	26.8
15 - 16	23.67	24.86	14	21.36	21.17	10.33	23.38	21.16	19.82	28.5
16 - 17	32	0	32	0	19.5	27	20.75	22.91	22.83	38.33
17 - 18	14.5	14.5	32	0	20.75	22	29.5	19.22	25	25.62
18 - 19	0	7	7	22	15.75	14.5	7	14.22	10.75	16.25
19 - 20	17	20.33	17	12	17	13.25	17	17	14.5	23
20 - 21	12	12	19.5	14.5	19.5	18	10.75	16	14.78	21
21 - 22	10.75	7	17	17	14.5	17.5	14.75	14.33	15.67	17
22 - 23	16.05	14.59	16.61	14.56	9.67	9.5	20.27	15.11	18.62	22
23 - 24	17.65	16.74	18.45	17.23	12.76	15.81	17.12	16.96	16.62	24.26
Totals	16.7	16.4	16.7	15.6	15.7	15.7	17			
% of Total	14.67%	14.41%	14.67%	13.71%	13.8%	13.8%	14.94%			

Incoming Weekly EightyFifthSpeeds  
 202604 Buxford facinf TBL April 2026

from Thu-Jan-01-1970-12-00-AM to Thu-Jan-15-1970-12-59-AM

	29/12/1969	to	04/01/1970							
	Monday	Tuesday	Wednesday	Thursday	Friday	Saturday	Sunday	Week	Weekend	Week Day 85%
Hour	29/12/1969	30/12/1969	31/12/1969	01/01/1970	02/01/1970	03/01/1970	04/01/1970	Day Avg	Avg	Avg Speed
0 - 1	*	*	*	18.3	27.5	25	25	22.9	25	22.9
1 - 2	*	*	*	19.3	18.8	23.3	21	19.05	22.15	19.05
2 - 3	*	*	*	25	23	23.1	23.1	24	23.1	24
3 - 4	*	*	*	21.2	20	22.5	24	20.6	23.25	20.6
4 - 5	*	*	*	25	27.5	26.7	25	26.25	25.85	26.25
5 - 6	*	*	*	21.7	26.7	23.8	26	24.2	24.9	24.2
6 - 7	*	*	*	25	19	22.5	21.2	22	21.85	22
7 - 8	*	*	*	21.9	24.3	23.3	21.7	23.1	22.5	23.1
8 - 9	*	*	*	19.5	23.3	20	20	21.4	20	21.4
9 - 10	*	*	*	22.5	22	24.2	26.7	22.25	25.45	22.25
10 - 11	*	*	*	21.2	25	23.8	23.8	23.1	23.8	23.1
11 - 12	*	*	*	19.3	24	23.8	24.2	21.65	24	21.65
12 - 13	*	*	*	22.5	26.7	25	30	24.6	27.5	24.6
13 - 14	*	*	*	27.5	30	20	27.5	28.75	23.75	28.75
14 - 15	*	*	*	30	23.3	20	25	26.65	22.5	26.65
15 - 16	*	*	*	23.3	35	15	20	29.15	17.5	29.15
16 - 17	*	*	*	0	30	30	30	30	30	30
17 - 18	*	*	*	0	30	0	35	30	35	30
18 - 19	*	*	*	25	0	25	0	25	25	25
19 - 20	*	*	*	20	0	20	20	20	20	20
20 - 21	*	*	*	0	20	0	15	20	15	20
21 - 22	*	*	*	15	15	0	15	15	15	15
22 - 23	*	*	*	18.3	10	15	28.3	14.15	21.65	14.15
23 - 24	*	*	*	24.3	18.8	27.5	24.5	21.55	26	21.55
Totals	0	0	0	465.8	519.9	479.5	552			
% of Total	0%	0%	0%	23.09%	25.77%	23.77%	27.36%			

Incoming Weekly EightyFifthSpeeds  
 202604 Buxford facinf TBL April 2026

from Thu-Jan-01-1970-12-00-AM to Thu-Jan-15-1970-12-59-AM

	05/01/1970	to	11/01/1970							
	Monday	Tuesday	Wednesday	Thursday	Friday	Saturday	Sunday	Week	Weekend	Week Day 85%
Hour	05/01/1970	06/01/1970	07/01/1970	08/01/1970	09/01/1970	10/01/1970	11/01/1970	Day Avg	Avg	Avg Speed
0 - 1	18	22.5	25	25	25	25	23.3	23.1	24.15	23.1
1 - 2	23.6	22.5	25	23.3	20	25	21.7	22.88	23.35	22.88
2 - 3	19.2	20	23.6	26.7	23	23	23.8	22.5	23.4	22.5
3 - 4	22.5	27.5	23	23.6	27.5	24.2	19.4	24.82	21.8	24.82
4 - 5	24.2	22.5	23.3	21.7	27.5	20	27.5	23.84	23.75	23.84
5 - 6	26.7	25	26.2	21.7	23.6	24.2	28.3	24.64	26.25	24.64
6 - 7	20	22.5	21.2	25	24.2	23.3	23.3	22.58	23.3	22.58
7 - 8	18.3	23.3	21.7	17.5	25	20	23.8	21.16	21.9	21.16
8 - 9	22.5	23	22.5	25	25	23	23	23.6	23	23.6
9 - 10	28	27.5	24.2	22.5	22.5	20	23.8	24.94	21.9	24.94
10 - 11	20	22.5	27	26.2	25	25	20	24.14	22.5	24.14
11 - 12	21.7	27.5	25	30	21.7	20	28.8	25.18	24.4	25.18
12 - 13	24	30	35	25	18.3	22.5	28.3	26.46	25.4	26.46
13 - 14	27.5	20	30	25	24	25	22.5	25.3	23.75	25.3
14 - 15	20	37.5	15	17.5	25	15	32.5	23	23.75	23
15 - 16	15	30	15	30	30	15	35	24	25	24
16 - 17	35	0	50	0	20	0	25	35	25	35
17 - 18	0	20	35	0	30	35	30	28.33	32.5	28.33
18 - 19	0	10	10	25	20	10	10	16.25	10	16.25
19 - 20	20	20	25	10	20	20	20	19	20	19
20 - 21	15	15	15	20	25	23.3	0	18	23.3	18
21 - 22	10	0	20	30	20	20	30	20	25	20
22 - 23	25	22.5	20	27.5	15	10	30	22	20	22
23 - 24	23.6	27	25	27.5	17.5	22.5	17.5	24.12	20	24.12
Totals	479.8	518.3	582.7	525.7	554.8	491	567.5			
% of Total	12.9%	13.93%	15.66%	14.13%	14.91%	13.2%	15.26%			

Incoming Weekly EightyFifthSpeeds  
 202604 Buxford facinf TBL April 2026

from Thu-Jan-01-1970-12-00-AM to Thu-Jan-15-1970-12-59-AM

	12/01/1970	to	18/01/1970							
	Monday	Tuesday	Wednesday	Thursday	Friday	Saturday	Sunday	Week	Weekend	Week Day 85%
Hour	12/01/1970	13/01/1970	14/01/1970	15/01/1970	16/01/1970	17/01/1970	18/01/1970	Day Avg	Avg	Avg Speed
0 - 1	27.5	20	25	0	*	*	*	24.17	0	24.17
1 - 2	25	22.5	25	*	*	*	*	24.17	0	24.17
2 - 3	22	22.5	22.5	*	*	*	*	22.33	0	22.33
3 - 4	24.2	30	22.5	*	*	*	*	25.57	0	25.57
4 - 5	23	24.2	22.5	*	*	*	*	23.23	0	23.23
5 - 6	24.4	19.4	25	*	*	*	*	22.93	0	22.93
6 - 7	23.3	26.7	25	*	*	*	*	25	0	25
7 - 8	24	22.5	23.8	*	*	*	*	23.43	0	23.43
8 - 9	24.3	25.7	22.5	*	*	*	*	24.17	0	24.17
9 - 10	26.2	27.5	27	*	*	*	*	26.9	0	26.9
10 - 11	28.8	26.7	24	*	*	*	*	26.5	0	26.5
11 - 12	27.5	25	25	*	*	*	*	25.83	0	25.83
12 - 13	22.5	25	27.5	*	*	*	*	25	0	25
13 - 14	20	30	25	*	*	*	*	25	0	25
14 - 15	30	30	25	*	*	*	*	28.33	0	28.33
15 - 16	35	32.5	30	*	*	*	*	32.5	0	32.5
16 - 17	0	0	0	*	*	*	*	0	0	0
17 - 18	20	0	0	*	*	*	*	20	0	20
18 - 19	0	0	0	*	*	*	*	0	0	0
19 - 20	0	30	25	*	*	*	*	27.5	0	27.5
20 - 21	0	0	30	*	*	*	*	30	0	30
21 - 22	20	10	25	*	*	*	*	18.33	0	18.33
22 - 23	20	17.5	25	*	*	*	*	20.83	0	20.83
23 - 24	25	27	26.7	*	*	*	*	26.23	0	26.23
Totals	492.7	494.7	529	0	0	0	0			
% of Total	32.49%	32.62%	34.89%	0%	0%	0%	0%			

Hour	Jan 1970							Week Day Avg	Weekend Avg	Week Day 85% Avg Speed
	Monday	Tuesday	Wednesday	Thursday	Friday	Saturday	Sunday			
0 - 1	22.5	21.2	24.2	19.5	27.5	25	24.3	22.98	24.65	22.98
1 - 2	23.8	22.5	25	20	19.6	24.4	21.2	22.18	22.8	22.18
2 - 3	21.7	21.7	23.3	25	23	23.1	22.9	22.94	23	22.94
3 - 4	23.5	28	22.8	22.7	20	24.4	22.9	23.4	23.65	23.4
4 - 5	23.6	23.8	22.9	23	27.5	26.2	27	24.16	26.6	24.16
5 - 6	25	23.3	26	21.7	24.6	23.5	26.9	24.12	25.2	24.12
6 - 7	22.8	25	22.5	25	22.9	23	22.1	23.64	22.55	23.64
7 - 8	22	22.7	22.5	21	23.9	23	22.9	22.42	22.95	22.42
8 - 9	23.6	24.3	22.5	22.8	23.3	22.5	21.9	23.3	22.2	23.3
9 - 10	27.2	27.5	25.6	22.5	22.3	22.5	25	25.02	23.75	25.02
10 - 11	27	24.3	25.8	24.1	25	24.3	23	25.24	23.65	25.24
11 - 12	24.4	26.2	25	22.5	23.1	23	27	24.24	25	24.24
12 - 13	22.9	28.3	32.5	24	25	23.8	28.8	26.54	26.3	26.54
13 - 14	27.5	30	28.8	27.5	26.7	22.5	25	28.1	23.75	28.1
14 - 15	25	35	25	25	24	20	32.5	26.8	26.25	26.8
15 - 16	35	32.5	20	25	30	15	35	28.5	25	28.5
16 - 17	35	0	50	0	30	30	25	38.33	27.5	38.33
17 - 18	20	20	35	0	27.5	35	35	25.62	35	25.62
18 - 19	0	10	10	25	20	25	10	16.25	17.5	16.25
19 - 20	20	30	25	20	20	17.5	20	23	18.75	23
20 - 21	15	15	30	20	25	23.3	15	21	19.15	21
21 - 22	15	10	20	20	20	20	15	17	17.5	17
22 - 23	23.3	20	25	26.7	15	15	27.5	22	21.25	22
23 - 24	24.4	27	25.8	25.8	18.3	25	24	24.26	24.5	24.26

## Summary of Violators

202604 Buxford facinf TBL April 2026

from Thu-Jan-01-1970-12-00-AM to Thu-Jan-15-1970-12-59-AM

Starting Hour	Count	Average Speed of all Traffic	Violator Counts	Average Speed of Violators
00:00:00	0	N/A	N/A	N/A
01:00:00	14	13.9	0	0
02:00:00	23	12.5	0	0
03:00:00	22	16.6	0	0
04:00:00	21	15.1	0	0
05:00:00	13	17.5	0	0
06:00:00	28	15.4	0	0
07:00:00	21	15.8	0	0
08:00:00	44	14.1	0	0
09:00:00	33	14.2	0	0
10:00:00	21	14.6	0	0
11:00:00	21	13.9	0	0
12:00:00	20	15	0	0
13:00:00	7	14.6	0	0
14:00:00	5	20.5	0	0
15:00:00	6	20	0	0
16:00:00	5	20.5	0	0
17:00:00	0	N/A	N/A	N/A
18:00:00	0	N/A	N/A	N/A
19:00:00	1	22.5	0	0
20:00:00	1	17.5	0	0
21:00:00	0	N/A	N/A	N/A
22:00:00	1	12.5	0	0
23:00:00	11	13.9	0	0
00:00:00	26	16.9	0	0
01:00:00	15	17.8	0	0
02:00:00	16	11.9	0	0
03:00:00	20	16	0	0
04:00:00	16	14.1	0	0
05:00:00	21	18	0	0
06:00:00	21	18.7	0	0
07:00:00	32	14.4	0	0
08:00:00	29	16.3	0	0
09:00:00	41	16.9	1	37.5
10:00:00	35	14.5	0	0
11:00:00	16	16.9	0	0
12:00:00	21	18.5	0	0
13:00:00	14	17.1	0	0
14:00:00	3	24.2	0	0
15:00:00	8	16.3	0	0
16:00:00	3	27.5	0	0
17:00:00	3	20.8	0	0
18:00:00	3	19.2	0	0
19:00:00	0	N/A	N/A	N/A
20:00:00	0	N/A	N/A	N/A
21:00:00	1	17.5	0	0
22:00:00	1	12.5	0	0
23:00:00	2	7.5	0	0

## Summary of Violators

202604 Buxford facinf TBL April 2026

from Thu-Jan-01-1970-12-00-AM to Thu-Jan-15-1970-12-59-AM

00:00:00	17	13.7	0	0
01:00:00	20	19	0	0
02:00:00	8	16.3	0	0
03:00:00	28	16.6	0	0
04:00:00	10	17.5	1	37.5
05:00:00	25	14.7	0	0
06:00:00	16	15.9	0	0
07:00:00	22	15.2	0	0
08:00:00	18	16.7	0	0
09:00:00	19	14.1	0	0
10:00:00	20	15.5	0	0
11:00:00	13	17.9	1	42.5
12:00:00	13	18.7	0	0
13:00:00	9	16.9	0	0
14:00:00	6	13.3	0	0
15:00:00	5	17.5	0	0
16:00:00	2	10	0	0
17:00:00	2	27.5	0	0
18:00:00	0	N/A	N/A	N/A
19:00:00	1	22.5	0	0
20:00:00	3	12.5	0	0
21:00:00	0	N/A	N/A	N/A
22:00:00	0	N/A	N/A	N/A
23:00:00	1	12.5	0	0
00:00:00	9	16.4	0	0
01:00:00	13	18.7	0	0
02:00:00	24	14.8	0	0
03:00:00	23	16	0	0
04:00:00	17	18.7	0	0
05:00:00	18	17.5	0	0
06:00:00	29	17.8	0	0
07:00:00	19	15.4	0	0
08:00:00	12	16.7	0	0
09:00:00	17	15.1	0	0
10:00:00	22	16.6	0	0
11:00:00	18	17.5	0	0
12:00:00	14	19.3	0	0
13:00:00	6	21.7	0	0
14:00:00	5	19.5	0	0
15:00:00	1	22.5	0	0
16:00:00	4	16.3	0	0
17:00:00	2	20	0	0
18:00:00	1	32.5	0	0
19:00:00	0	N/A	N/A	N/A
20:00:00	1	17.5	0	0
21:00:00	4	11.3	0	0
22:00:00	3	10.8	0	0
23:00:00	8	21.3	0	0
00:00:00	21	18.7	0	0

## Summary of Violators

202604 Buxford facinf TBL April 2026

from Thu-Jan-01-1970-12-00-AM to Thu-Jan-15-1970-12-59-AM

01:00:00	16	11.9	0	0
02:00:00	16	17.5	0	0
03:00:00	17	14.6	0	0
04:00:00	14	15.7	0	0
05:00:00	13	18.7	0	0
06:00:00	19	19.6	0	0
07:00:00	14	13.2	0	0
08:00:00	24	13.5	0	0
09:00:00	26	15.4	0	0
10:00:00	32	19.1	1	37.5
11:00:00	26	14	0	0
12:00:00	16	15.6	0	0
13:00:00	16	18.1	1	37.5
14:00:00	6	21.7	0	0
15:00:00	4	15	0	0
16:00:00	1	12.5	0	0
17:00:00	1	32.5	0	0
18:00:00	0	N/A	N/A	N/A
19:00:00	0	N/A	N/A	N/A
20:00:00	1	17.5	0	0
21:00:00	1	12.5	0	0
22:00:00	1	7.5	0	0
23:00:00	10	18	0	0
00:00:00	26	16.7	0	0
01:00:00	12	16.7	0	0
02:00:00	11	15.2	0	0
03:00:00	15	15.2	0	0
04:00:00	13	21	0	0
05:00:00	16	15	1	37.5
06:00:00	18	17.5	0	0
07:00:00	15	15.5	0	0
08:00:00	29	15.8	0	0
09:00:00	22	15.9	0	0
10:00:00	28	17.3	0	0
11:00:00	30	14	1	42.5
12:00:00	18	18.9	1	42.5
13:00:00	10	20.5	1	37.5
14:00:00	2	12.5	0	0
15:00:00	7	21.1	2	37.5
16:00:00	2	20	0	0
17:00:00	0	N/A	N/A	N/A
18:00:00	2	15	0	0
19:00:00	1	7.5	0	0
20:00:00	1	17.5	0	0
21:00:00	1	12.5	0	0
22:00:00	0	N/A	N/A	N/A
23:00:00	11	17	0	0
00:00:00	24	17.7	0	0
01:00:00	16	16.6	0	0

## Summary of Violators

202604 Buxford facinf TBL April 2026

from Thu-Jan-01-1970-12-00-AM to Thu-Jan-15-1970-12-59-AM

02:00:00	11	15.7	0	0
03:00:00	20	15.5	0	0
04:00:00	21	16.8	0	0
05:00:00	15	15.2	0	0
06:00:00	18	19.2	0	0
07:00:00	23	13.4	0	0
08:00:00	32	15.9	0	0
09:00:00	20	14.5	0	0
10:00:00	33	17.2	0	0
11:00:00	25	19.7	0	0
12:00:00	27	19.2	1	37.5
13:00:00	10	21	2	37.5
14:00:00	7	26.1	1	42.5
15:00:00	5	15.5	1	37.5
16:00:00	2	10	0	0
17:00:00	2	32.5	1	47.5
18:00:00	1	32.5	0	0
19:00:00	2	7.5	0	0
20:00:00	1	22.5	0	0
21:00:00	1	12.5	0	0
22:00:00	1	17.5	0	0
23:00:00	13	16	0	0
00:00:00	26	18.8	0	0
01:00:00	13	17.1	1	37.5
02:00:00	8	16.3	0	0
03:00:00	22	16.1	0	0
04:00:00	22	15.5	0	0
05:00:00	19	16.7	0	0
06:00:00	21	15.4	0	0
07:00:00	27	17.9	0	0
08:00:00	23	12.3	0	0
09:00:00	27	18.1	0	0
10:00:00	22	13.9	0	0
11:00:00	24	19.4	0	0
12:00:00	13	20.6	2	37.5
13:00:00	9	19.2	0	0
14:00:00	7	19.6	0	0
15:00:00	5	13.5	0	0
16:00:00	6	22.5	0	0
17:00:00	0	N/A	N/A	N/A
18:00:00	0	N/A	N/A	N/A
19:00:00	1	22.5	0	0
20:00:00	1	7.5	0	0
21:00:00	4	15	0	0
22:00:00	3	19.2	0	0
23:00:00	5	17.5	0	0
00:00:00	27	18.2	0	0
01:00:00	15	18.2	2	37.5
02:00:00	17	15.7	0	0

## Summary of Violators

202604 Buxford facinf TBL April 2026

from Thu-Jan-01-1970-12-00-AM to Thu-Jan-15-1970-12-59-AM

03:00:00	24	15.2	0	0
04:00:00	16	15	0	0
05:00:00	19	18.3	0	0
06:00:00	27	16	0	0
07:00:00	26	16.3	0	0
08:00:00	23	14.2	0	0
09:00:00	36	14.9	0	0
10:00:00	38	14.9	0	0
11:00:00	24	16.3	0	0
12:00:00	10	15.5	0	0
13:00:00	10	13.5	0	0
14:00:00	11	19.3	0	0
15:00:00	4	21.3	0	0
16:00:00	3	15.8	0	0
17:00:00	5	19.5	1	47.5
18:00:00	1	27.5	0	0
19:00:00	4	16.3	0	0
20:00:00	1	17.5	0	0
21:00:00	1	22.5	0	0
22:00:00	1	17.5	0	0
23:00:00	4	11.3	0	0
00:00:00	8	11.9	0	0
01:00:00	12	18.8	0	0
02:00:00	18	18.3	0	0
03:00:00	41	15.3	0	0
04:00:00	19	17.8	0	0
05:00:00	20	16.3	0	0
06:00:00	22	17.3	1	42.5
07:00:00	17	17.2	0	0
08:00:00	17	13.4	0	0
09:00:00	35	14.6	0	0
10:00:00	24	12.3	0	0
11:00:00	14	17.1	0	0
12:00:00	5	15.5	0	0
13:00:00	6	14.2	0	0
14:00:00	3	14.2	0	0
15:00:00	4	12.5	0	0
16:00:00	1	12.5	0	0
17:00:00	0	N/A	N/A	N/A
18:00:00	3	22.5	0	0
19:00:00	1	7.5	0	0
20:00:00	1	17.5	0	0
21:00:00	5	18.5	0	0
22:00:00	2	17.5	0	0
23:00:00	1	7.5	0	0
00:00:00	7	16.1	0	0
01:00:00	7	18.9	0	0
02:00:00	16	15	0	0
03:00:00	16	16.9	0	0

## Summary of Violators

202604 Buxford facinf TBL April 2026

from Thu-Jan-01-1970-12-00-AM to Thu-Jan-15-1970-12-59-AM

04:00:00	17	15.7	0	0
05:00:00	10	21	0	0
06:00:00	14	17.5	0	0
07:00:00	15	16.2	0	0
08:00:00	13	17.9	0	0
09:00:00	23	16	0	0
10:00:00	26	15.6	0	0
11:00:00	14	14.3	0	0
12:00:00	14	21.8	0	0
13:00:00	14	17.1	0	0
14:00:00	8	16.3	0	0
15:00:00	13	22.9	1	37.5
16:00:00	4	31.3	1	37.5
17:00:00	2	22.5	0	0
18:00:00	1	27.5	0	0
19:00:00	2	7.5	0	0
20:00:00	1	17.5	0	0
21:00:00	0	N/A	N/A	N/A
22:00:00	1	27.5	0	0
23:00:00	3	19.2	0	0
00:00:00	5	12.5	0	0
01:00:00	6	19.2	0	0
02:00:00	22	17.7	0	0
03:00:00	25	17.1	0	0
04:00:00	19	17.8	0	0
05:00:00	18	15	0	0
06:00:00	36	16.7	0	0
07:00:00	23	17.5	0	0
08:00:00	13	17.9	0	0
09:00:00	32	16.9	1	37.5
10:00:00	27	17.7	0	0
11:00:00	26	21.3	0	0
12:00:00	12	22.5	1	42.5
13:00:00	9	15.3	0	0
14:00:00	4	17.5	0	0
15:00:00	1	27.5	0	0
16:00:00	2	30	0	0
17:00:00	0	N/A	N/A	N/A
18:00:00	2	15	0	0
19:00:00	0	N/A	N/A	N/A
20:00:00	0	N/A	N/A	N/A
21:00:00	0	N/A	N/A	N/A
22:00:00	3	12.5	0	0
23:00:00	10	15	0	0
00:00:00	25	19.3	0	0
01:00:00	12	12.1	0	0
02:00:00	8	15	0	0
03:00:00	20	16.5	0	0
04:00:00	9	19.2	0	0

## Summary of Violators

202604 Buxford facinf TBL April 2026

from Thu-Jan-01-1970-12-00-AM to Thu-Jan-15-1970-12-59-AM

05:00:00	20	15.5	0	0
06:00:00	15	15.8	0	0
07:00:00	13	17.1	0	0
08:00:00	33	16.1	0	0
09:00:00	37	15.9	0	0
10:00:00	20	19.5	0	0
11:00:00	21	18.2	1	37.5
12:00:00	21	15.4	0	0
13:00:00	11	21.6	0	0
14:00:00	7	20.4	0	0
15:00:00	8	20.6	0	0
16:00:00	5	27.5	0	0
17:00:00	0	N/A	N/A	N/A
18:00:00	0	N/A	N/A	N/A
19:00:00	0	N/A	N/A	N/A
20:00:00	2	22.5	0	0
21:00:00	0	N/A	N/A	N/A
22:00:00	1	7.5	0	0
23:00:00	11	13	0	0
00:00:00	23	16.6	0	0
01:00:00	16	16.3	0	0
02:00:00	16	20	0	0
03:00:00	14	16.1	0	0
04:00:00	18	15.6	0	0
05:00:00	20	16.5	0	0
06:00:00	15	16.8	1	37.5
07:00:00	15	16.5	0	0
08:00:00	28	15	0	0
09:00:00	19	14.9	0	0
10:00:00	23	15.8	0	0
11:00:00	23	15.8	0	0
12:00:00	12	17.5	1	37.5
13:00:00	10	22.5	0	0
14:00:00	10	18.5	0	0
15:00:00	7	17.5	0	0
16:00:00	3	17.5	0	0
17:00:00	0	N/A	N/A	N/A
18:00:00	0	N/A	N/A	N/A
19:00:00	0	N/A	N/A	N/A
20:00:00	2	15	0	0
21:00:00	1	27.5	0	0
22:00:00	3	17.5	0	0
23:00:00	10	18.5	0	0

Incoming Histogram

202604 Buxford facinf TBL April 2026

from Thu-Jan-01-1970-12-00-AM to Thu-Jan-15-1970-12-59-AM

Date	Starting Hr:min	<15	15 to <20	20 to <25	25 to <30	30 to <35	35 to <40	40 to <45	45 to <50	50 to <55	55 to <60	60 to <65	65 to <70	70 to <75	75 to <80	80 to <85	85 to <90	90 to <95	95 to <100	100 to >105	Total Counts	Avg Speed (MPH)	85pet Speed	10MPH Pace	% in pace	# of Speeders	% Speeders	
01/01/1970	00:00	8	6	0	0	0	0	0	0	0	0	0	0	0	0	0	0	0	0	0	0	14	13.6	18.3	10 to 20	85.7	*	*
01/01/1970	01:00	14	7	2	0	0	0	0	0	0	0	0	0	0	0	0	0	0	0	0	0	23	12.3	19.3	5 to 15	60.9	*	*
01/01/1970	02:00	10	5	4	2	1	0	0	0	0	0	0	0	0	0	0	0	0	0	0	0	22	16.3	25	5 to 15	45.5	*	*
01/01/1970	03:00	10	7	4	0	0	0	0	0	0	0	0	0	0	0	0	0	0	0	0	0	21	14.9	21.2	10 to 20	61.9	*	*
01/01/1970	04:00	5	4	2	2	0	0	0	0	0	0	0	0	0	0	0	0	0	0	0	0	13	17.2	25	10 to 20	61.5	*	*
01/01/1970	05:00	15	8	3	1	1	0	0	0	0	0	0	0	0	0	0	0	0	0	0	0	28	15.1	21.7	10 to 20	64.3	*	*
01/01/1970	06:00	10	6	2	2	1	0	0	0	0	0	0	0	0	0	0	0	0	0	0	0	21	15.5	25	5 to 15	47.6	*	*
01/01/1970	07:00	27	7	8	2	0	0	0	0	0	0	0	0	0	0	0	0	0	0	0	0	44	13.9	21.9	5 to 15	61.4	*	*
01/01/1970	08:00	19	10	3	1	0	0	0	0	0	0	0	0	0	0	0	0	0	0	0	0	33	13.9	19.5	10 to 20	63.6	*	*
01/01/1970	09:00	13	3	4	1	0	0	0	0	0	0	0	0	0	0	0	0	0	0	0	0	21	14.3	22.5	5 to 15	61.9	*	*
01/01/1970	10:00	12	5	4	0	0	0	0	0	0	0	0	0	0	0	0	0	0	0	0	0	21	13.5	21.2	5 to 15	57.1	*	*
01/01/1970	11:00	11	7	2	0	0	0	0	0	0	0	0	0	0	0	0	0	0	0	0	0	20	14.7	19.3	10 to 20	85	*	*
01/01/1970	12:00	4	1	2	0	0	0	0	0	0	0	0	0	0	0	0	0	0	0	0	0	7	14.1	22.5	5 to 15	57.1	*	*
01/01/1970	13:00	1	2	0	2	0	0	0	0	0	0	0	0	0	0	0	0	0	0	0	0	5	20	27.5	10 to 20	60	*	*
01/01/1970	14:00	2	1	1	1	1	0	0	0	0	0	0	0	0	0	0	0	0	0	0	0	6	19.5	30	5 to 15	33.3	*	*
01/01/1970	15:00	0	2	3	0	0	0	0	0	0	0	0	0	0	0	0	0	0	0	0	0	5	20.4	23.3	15 to 25	100	*	*
01/01/1970	16:00	0	0	0	0	0	0	0	0	0	0	0	0	0	0	0	0	0	0	0	0	0	0	0	*	*	*	*
01/01/1970	17:00	0	0	0	0	0	0	0	0	0	0	0	0	0	0	0	0	0	0	0	0	0	0	0	*	*	*	*
01/01/1970	18:00	0	0	1	0	0	0	0	0	0	0	0	0	0	0	0	0	0	0	0	0	1	22	25	15 to 25	100	*	*
01/01/1970	19:00	0	1	0	0	0	0	0	0	0	0	0	0	0	0	0	0	0	0	0	0	1	17	20	10 to 20	100	*	*
01/01/1970	20:00	0	0	0	0	0	0	0	0	0	0	0	0	0	0	0	0	0	0	0	0	0	0	0	*	*	*	*
01/01/1970	21:00	1	0	0	0	0	0	0	0	0	0	0	0	0	0	0	0	0	0	0	0	1	12	15	5 to 15	100	*	*
01/01/1970	22:00	7	3	0	1	0	0	0	0	0	0	0	0	0	0	0	0	0	0	0	0	11	13.5	18.3	5 to 15	63.6	*	*
01/01/1970	23:00	12	4	7	2	1	0	0	0	0	0	0	0	0	0	0	0	0	0	0	0	26	16.6	24.3	5 to 15	46.2	*	*
24 Hr Summary		181	89	52	17	5	0	0	0	0	0	0	0	0	0	0	0	0	0	0	0	344	14.9	22.1	10 to 20	54.9	*	

Incoming Histogram

202604 Buxford facinf TBL April 2026

from Thu-Jan-01-1970-12-00-AM to Thu-Jan-15-1970-12-59-AM

Date	Starting Hr:min	<15	15 to <20	20 to <25	25 to <30	30 to <35	35 to <40	40 to <45	45 to <50	50 to <55	55 to <60	60 to <65	65 to <70	70 to <75	75 to <80	80 to <85	85 to <90	90 to <95	95 to <100	100 to >105	Total Counts	Avg Speed (MPH)	85pet Speed	10MPH Pace	% in pace	# of Speeders	% Speeders		
02/01/1970	00:00	6	4	2	2	1	0	0	0	0	0	0	0	0	0	0	0	0	0	0	0	15	17.5	27.5	10 to 20	53.3	*	*	
02/01/1970	01:00	11	4	1	0	0	0	0	0	0	0	0	0	0	0	0	0	0	0	0	0	16	11.6	18.8	5 to 15	68.8	*	*	
02/01/1970	02:00	10	4	5	1	0	0	0	0	0	0	0	0	0	0	0	0	0	0	0	0	20	15.6	23	10 to 20	55	*	*	
02/01/1970	03:00	9	5	1	0	1	0	0	0	0	0	0	0	0	0	0	0	0	0	0	0	16	13.8	20	5 to 15	56.2	*	*	
02/01/1970	04:00	8	7	1	4	1	0	0	0	0	0	0	0	0	0	0	0	0	0	0	0	21	17.6	27.5	10 to 20	61.9	*	*	
02/01/1970	05:00	7	5	5	3	1	0	0	0	0	0	0	0	0	0	0	0	0	0	0	0	21	18.3	26.7	10 to 20	47.6	*	*	
02/01/1970	06:00	23	5	1	3	0	0	0	0	0	0	0	0	0	0	0	0	0	0	0	0	32	14.2	19	10 to 20	75	*	*	
02/01/1970	07:00	15	4	7	2	1	0	0	0	0	0	0	0	0	0	0	0	0	0	0	0	29	16	24.3	5 to 15	51.7	*	*	
02/01/1970	08:00	16	15	6	3	0	1	0	0	0	0	0	0	0	0	0	0	0	0	0	0	41	16.7	23.3	10 to 20	63.4	1	2.4	
02/01/1970	09:00	22	6	5	2	0	0	0	0	0	0	0	0	0	0	0	0	0	0	0	0	35	14.2	22	5 to 15	62.9	*	*	
02/01/1970	10:00	6	6	2	2	0	0	0	0	0	0	0	0	0	0	0	0	0	0	0	0	16	16.5	25	10 to 20	62.5	*	*	
02/01/1970	11:00	7	7	5	0	2	0	0	0	0	0	0	0	0	0	0	0	0	0	0	0	21	18.2	24	10 to 20	66.7	*	*	
02/01/1970	12:00	7	3	1	3	0	0	0	0	0	0	0	0	0	0	0	0	0	0	0	0	14	16.8	26.7	10 to 20	64.3	*	*	
02/01/1970	13:00	0	1	0	2	0	0	0	0	0	0	0	0	0	0	0	0	0	0	0	0	3	23.7	30	20 to 30	66.7	*	*	
02/01/1970	14:00	3	2	3	0	0	0	0	0	0	0	0	0	0	0	0	0	0	0	0	0	8	15.9	23.3	15 to 25	62.5	*	*	
02/01/1970	15:00	0	0	1	1	1	0	0	0	0	0	0	0	0	0	0	0	0	0	0	0	3	27	35	20 to 30	66.7	*	*	
02/01/1970	16:00	1	0	1	1	0	0	0	0	0	0	0	0	0	0	0	0	0	0	0	0	3	20.3	30	20 to 30	66.7	*	*	
02/01/1970	17:00	1	1	0	1	0	0	0	0	0	0	0	0	0	0	0	0	0	0	0	0	3	18.7	30	10 to 20	66.7	*	*	
02/01/1970	18:00	0	0	0	0	0	0	0	0	0	0	0	0	0	0	0	0	0	0	0	0	0	0	0	0	*	*	*	*
02/01/1970	19:00	0	0	0	0	0	0	0	0	0	0	0	0	0	0	0	0	0	0	0	0	0	0	0	0	*	*	*	*
02/01/1970	20:00	0	1	0	0	0	0	0	0	0	0	0	0	0	0	0	0	0	0	0	0	1	17	20	10 to 20	100	*	*	
02/01/1970	21:00	1	0	0	0	0	0	0	0	0	0	0	0	0	0	0	0	0	0	0	0	1	12	15	5 to 15	100	*	*	
02/01/1970	22:00	2	0	0	0	0	0	0	0	0	0	0	0	0	0	0	0	0	0	0	0	2	7	10	0 to 10	100	*	*	
02/01/1970	23:00	11	4	1	1	0	0	0	0	0	0	0	0	0	0	0	0	0	0	0	0	17	13.4	18.8	5 to 15	64.7	*	*	
24 Hr Summary		166	84	48	31	8	1	0	0	0	0	0	0	0	0	0	0	0	0	0	0	338	15.9	23.9	10 to 20	56.8	1	0.3	

Incoming Histogram

202604 Buxford facinf TBL April 2026

from Thu-Jan-01-1970-12-00-AM to Thu-Jan-15-1970-12-59-AM

Date	Starting Hr:min	<15	15 to <20	20 to <25	25 to <30	30 to <35	35 to <40	40 to <45	45 to <50	50 to <55	55 to <60	60 to <65	65 to <70	70 to <75	75 to <80	80 to <85	85 to <90	90 to <95	95 to <100	100 to >105	Total Counts	Avg Speed (MPH)	85pet Speed	10MPH Pace	% in pace	# of Speeders	% Speeders	
03/01/1970	00:00	4	8	5	3	0	0	0	0	0	0	0	0	0	0	0	0	0	0	0	0	20	18.6	25	15 to 25	65	*	*
03/01/1970	01:00	4	1	3	0	0	0	0	0	0	0	0	0	0	0	0	0	0	0	0	0	8	15.9	23.3	5 to 15	50	*	*
03/01/1970	02:00	12	7	8	1	0	0	0	0	0	0	0	0	0	0	0	0	0	0	0	0	28	16.4	23.1	10 to 20	57.1	*	*
03/01/1970	03:00	6	1	2	0	0	1	0	0	0	0	0	0	0	0	0	0	0	0	0	0	10	17.1	22.5	10 to 20	70	1	10
03/01/1970	04:00	16	2	1	6	0	0	0	0	0	0	0	0	0	0	0	0	0	0	0	0	25	14.5	26.7	5 to 15	64	*	*
03/01/1970	05:00	8	3	4	0	1	0	0	0	0	0	0	0	0	0	0	0	0	0	0	0	16	15.6	23.8	5 to 15	50	*	*
03/01/1970	06:00	10	8	2	2	0	0	0	0	0	0	0	0	0	0	0	0	0	0	0	0	22	14.9	22.5	10 to 20	54.5	*	*
03/01/1970	07:00	8	5	3	0	2	0	0	0	0	0	0	0	0	0	0	0	0	0	0	0	18	16.3	23.3	10 to 20	50	*	*
03/01/1970	08:00	13	3	1	2	0	0	0	0	0	0	0	0	0	0	0	0	0	0	0	0	19	13.8	20	5 to 15	68.4	*	*
03/01/1970	09:00	10	2	6	2	0	0	0	0	0	0	0	0	0	0	0	0	0	0	0	0	20	15.1	24.2	5 to 15	50	*	*
03/01/1970	10:00	6	2	4	0	0	0	1	0	0	0	0	0	0	0	0	0	0	0	0	0	13	17.5	23.8	5 to 15	46.2	1	7.7
03/01/1970	11:00	4	4	4	0	1	0	0	0	0	0	0	0	0	0	0	0	0	0	0	0	13	18.3	23.8	10 to 20	61.5	*	*
03/01/1970	12:00	4	2	2	0	1	0	0	0	0	0	0	0	0	0	0	0	0	0	0	0	9	16.6	25	5 to 15	44.4	*	*
03/01/1970	13:00	4	1	1	0	0	0	0	0	0	0	0	0	0	0	0	0	0	0	0	0	6	13	20	5 to 15	66.7	*	*
03/01/1970	14:00	2	2	0	1	0	0	0	0	0	0	0	0	0	0	0	0	0	0	0	0	5	17	20	10 to 20	80	*	*
03/01/1970	15:00	2	0	0	0	0	0	0	0	0	0	0	0	0	0	0	0	0	0	0	0	2	9.5	15	5 to 15	100	*	*
03/01/1970	16:00	0	0	0	2	0	0	0	0	0	0	0	0	0	0	0	0	0	0	0	0	2	27	30	20 to 30	100	*	*
03/01/1970	17:00	0	0	0	0	0	0	0	0	0	0	0	0	0	0	0	0	0	0	0	0	0	0	0	*	*	*	*
03/01/1970	18:00	0	0	1	0	0	0	0	0	0	0	0	0	0	0	0	0	0	0	0	0	1	22	25	15 to 25	100	*	*
03/01/1970	19:00	2	1	0	0	0	0	0	0	0	0	0	0	0	0	0	0	0	0	0	0	3	12	20	5 to 15	66.7	*	*
03/01/1970	20:00	0	0	0	0	0	0	0	0	0	0	0	0	0	0	0	0	0	0	0	0	0	0	0	*	*	*	*
03/01/1970	21:00	0	0	0	0	0	0	0	0	0	0	0	0	0	0	0	0	0	0	0	0	0	0	0	*	*	*	*
03/01/1970	22:00	1	0	0	0	0	0	0	0	0	0	0	0	0	0	0	0	0	0	0	0	1	12	15	5 to 15	100	*	*
03/01/1970	23:00	5	0	2	2	0	0	0	0	0	0	0	0	0	0	0	0	0	0	0	0	9	15.9	27.5	5 to 15	55.6	*	*
24 Hr Summary		121	52	49	21	5	1	1	0	0	0	0	0	0	0	0	0	0	0	0	0	250	16	24	5 to 15	48.4	2	0.8

Incoming Histogram

202604 Buxford facinf TBL April 2026

from Thu-Jan-01-1970-12-00-AM to Thu-Jan-15-1970-12-59-AM

Date	Starting Hr:min	<15	15 to <20	20 to <25	25 to <30	30 to <35	35 to <40	40 to <45	45 to <50	50 to <55	55 to <60	60 to <65	65 to <70	70 to <75	75 to <80	80 to <85	85 to <90	90 to <95	95 to <100	100 to >105	Total Counts	Avg Speed (MPH)	85pet Speed	10MPH Pace	% in pace	# of Speeders	% Speeders	
04/01/1970	00:00	3	4	4	2	0	0	0	0	0	0	0	0	0	0	0	0	0	0	0	0	13	18.3	25	15 to 25	61.5	*	*
04/01/1970	01:00	13	6	5	0	0	0	0	0	0	0	0	0	0	0	0	0	0	0	0	0	24	14.5	21	10 to 20	58.3	*	*
04/01/1970	02:00	10	5	8	0	0	0	0	0	0	0	0	0	0	0	0	0	0	0	0	0	23	15.6	23.1	15 to 25	56.5	*	*
04/01/1970	03:00	5	5	5	1	1	0	0	0	0	0	0	0	0	0	0	0	0	0	0	0	17	18.4	24	15 to 25	58.8	*	*
04/01/1970	04:00	6	7	2	3	0	0	0	0	0	0	0	0	0	0	0	0	0	0	0	0	18	17	25	10 to 20	61.1	*	*
04/01/1970	05:00	11	7	6	5	0	0	0	0	0	0	0	0	0	0	0	0	0	0	0	0	29	17.5	26	10 to 20	51.7	*	*
04/01/1970	06:00	10	5	4	0	0	0	0	0	0	0	0	0	0	0	0	0	0	0	0	0	19	15.2	21.2	10 to 20	68.4	*	*
04/01/1970	07:00	3	6	3	0	0	0	0	0	0	0	0	0	0	0	0	0	0	0	0	0	12	16.2	21.7	15 to 25	75	*	*
04/01/1970	08:00	8	6	3	0	0	0	0	0	0	0	0	0	0	0	0	0	0	0	0	0	17	14.8	20	10 to 20	64.7	*	*
04/01/1970	09:00	11	7	0	3	1	0	0	0	0	0	0	0	0	0	0	0	0	0	0	0	22	16.4	26.7	10 to 20	72.7	*	*
04/01/1970	10:00	6	6	4	1	1	0	0	0	0	0	0	0	0	0	0	0	0	0	0	0	18	17.1	23.8	15 to 25	55.6	*	*
04/01/1970	11:00	2	5	6	1	0	0	0	0	0	0	0	0	0	0	0	0	0	0	0	0	14	19	24.2	15 to 25	78.6	*	*
04/01/1970	12:00	1	1	2	1	1	0	0	0	0	0	0	0	0	0	0	0	0	0	0	0	6	21.2	30	15 to 25	50	*	*
04/01/1970	13:00	2	0	1	2	0	0	0	0	0	0	0	0	0	0	0	0	0	0	0	0	5	19.2	27.5	20 to 30	60	*	*
04/01/1970	14:00	0	0	1	0	0	0	0	0	0	0	0	0	0	0	0	0	0	0	0	0	1	22	25	15 to 25	100	*	*
04/01/1970	15:00	2	1	0	1	0	0	0	0	0	0	0	0	0	0	0	0	0	0	0	0	4	15.8	20	5 to 15	50	*	*
04/01/1970	16:00	1	0	0	1	0	0	0	0	0	0	0	0	0	0	0	0	0	0	0	0	2	19.5	30	5 to 15	50	*	*
04/01/1970	17:00	0	0	0	0	1	0	0	0	0	0	0	0	0	0	0	0	0	0	0	0	1	32	35	25 to 35	100	*	*
04/01/1970	18:00	0	0	0	0	0	0	0	0	0	0	0	0	0	0	0	0	0	0	0	0	0	0	0	*	*	*	*
04/01/1970	19:00	0	1	0	0	0	0	0	0	0	0	0	0	0	0	0	0	0	0	0	0	1	17	20	10 to 20	100	*	*
04/01/1970	20:00	3	1	0	0	0	0	0	0	0	0	0	0	0	0	0	0	0	0	0	0	4	10.8	15	5 to 15	75	*	*
04/01/1970	21:00	3	0	0	0	0	0	0	0	0	0	0	0	0	0	0	0	0	0	0	0	3	10.7	15	5 to 15	100	*	*
04/01/1970	22:00	1	3	1	3	0	0	0	0	0	0	0	0	0	0	0	0	0	0	0	0	8	20.9	28.3	10 to 20	50	*	*
04/01/1970	23:00	7	2	10	2	0	0	0	0	0	0	0	0	0	0	0	0	0	0	0	0	21	18.3	24.5	15 to 25	57.1	*	*
24 Hr Summary		108	78	65	26	5	0	0	0	0	0	0	0	0	0	0	0	0	0	0	0	282	16.9	24.2	10 to 20	52.1	*	

Incoming Histogram

202604 Buxford facinf TBL April 2026

from Thu-Jan-01-1970-12-00-AM to Thu-Jan-15-1970-12-59-AM

Date	Starting Hr:min	<15	15 to <20	20 to <25	25 to <30	30 to <35	35 to <40	40 to <45	45 to <50	50 to <55	55 to <60	60 to <65	65 to <70	70 to <75	75 to <80	80 to <85	85 to <90	90 to <95	95 to <100	100 to >105	Total Counts	Avg Speed (MPH)	85pet Speed	10MPH Pace	% in pace	# of Speeders	% Speeders		
05/01/1970	00:00	11	5	0	0	0	0	0	0	0	0	0	0	0	0	0	0	0	0	0	0	16	11.5	18	5 to 15	68.8	*	*	
05/01/1970	01:00	5	4	7	0	0	0	0	0	0	0	0	0	0	0	0	0	0	0	0	0	16	17.2	23.6	15 to 25	68.8	*	*	
05/01/1970	02:00	9	6	1	1	0	0	0	0	0	0	0	0	0	0	0	0	0	0	0	0	17	14.1	19.2	10 to 20	64.7	*	*	
05/01/1970	03:00	7	3	4	0	0	0	0	0	0	0	0	0	0	0	0	0	0	0	0	0	14	15.4	22.5	10 to 20	57.1	*	*	
05/01/1970	04:00	3	3	6	1	0	0	0	0	0	0	0	0	0	0	0	0	0	0	0	0	13	18.2	24.2	15 to 25	69.2	*	*	
05/01/1970	05:00	4	7	4	3	1	0	0	0	0	0	0	0	0	0	0	0	0	0	0	0	19	19.2	26.7	15 to 25	57.9	*	*	
05/01/1970	06:00	11	1	0	2	0	0	0	0	0	0	0	0	0	0	0	0	0	0	0	0	14	12.8	20	5 to 15	78.6	*	*	
05/01/1970	07:00	16	6	0	2	0	0	0	0	0	0	0	0	0	0	0	0	0	0	0	0	24	13.3	18.3	5 to 15	66.7	*	*	
05/01/1970	08:00	15	5	4	1	1	0	0	0	0	0	0	0	0	0	0	0	0	0	0	0	26	15.1	22.5	5 to 15	57.7	*	*	
05/01/1970	09:00	10	9	5	5	2	1	0	0	0	0	0	0	0	0	0	0	0	0	0	0	32	18.7	28	10 to 20	43.8	1	3.1	
05/01/1970	10:00	17	5	2	2	0	0	0	0	0	0	0	0	0	0	0	0	0	0	0	0	26	13.7	20	5 to 15	65.4	*	*	
05/01/1970	11:00	8	5	3	0	0	0	0	0	0	0	0	0	0	0	0	0	0	0	0	0	16	15.3	21.7	10 to 20	75	*	*	
05/01/1970	12:00	7	3	5	0	0	1	0	0	0	0	0	0	0	0	0	0	0	0	0	0	16	17.9	24	10 to 20	62.5	1	6.2	
05/01/1970	13:00	1	1	2	2	0	0	0	0	0	0	0	0	0	0	0	0	0	0	0	0	6	21.2	27.5	20 to 30	66.7	*	*	
05/01/1970	14:00	2	1	1	0	0	0	0	0	0	0	0	0	0	0	0	0	0	0	0	0	4	14.5	20	5 to 15	50	*	*	
05/01/1970	15:00	1	0	0	0	0	0	0	0	0	0	0	0	0	0	0	0	0	0	0	0	1	12	15	5 to 15	100	*	*	
05/01/1970	16:00	0	0	0	0	1	0	0	0	0	0	0	0	0	0	0	0	0	0	0	0	1	32	35	25 to 35	100	*	*	
05/01/1970	17:00	0	0	0	0	0	0	0	0	0	0	0	0	0	0	0	0	0	0	0	0	0	0	0	0	*	*	*	*
05/01/1970	18:00	0	0	0	0	0	0	0	0	0	0	0	0	0	0	0	0	0	0	0	0	0	0	0	0	*	*	*	*
05/01/1970	19:00	0	1	0	0	0	0	0	0	0	0	0	0	0	0	0	0	0	0	0	0	1	17	20	10 to 20	100	*	*	
05/01/1970	20:00	1	0	0	0	0	0	0	0	0	0	0	0	0	0	0	0	0	0	0	0	1	12	15	5 to 15	100	*	*	
05/01/1970	21:00	1	0	0	0	0	0	0	0	0	0	0	0	0	0	0	0	0	0	0	0	1	7	10	0 to 10	100	*	*	
05/01/1970	22:00	4	3	1	1	1	0	0	0	0	0	0	0	0	0	0	0	0	0	0	0	10	17.6	25	10 to 20	60	*	*	
05/01/1970	23:00	10	7	7	2	0	0	0	0	0	0	0	0	0	0	0	0	0	0	0	0	26	16.4	23.6	15 to 25	53.8	*	*	
24 Hr Summary		143	75	52	22	6	2	0	0	0	0	0	0	0	0	0	0	0	0	0	300	15.9	23.6	10 to 20	54	2	0.7		

Incoming Histogram

202604 Buxford facinf TBL April 2026

from Thu-Jan-01-1970-12-00-AM to Thu-Jan-15-1970-12-59-AM

Date	Starting Hr:min	<15	15 to <20	20 to <25	25 to <30	30 to <35	35 to <40	40 to <45	45 to <50	50 to <55	55 to <60	60 to <65	65 to <70	70 to <75	75 to <80	80 to <85	85 to <90	90 to <95	95 to <100	100 to >105	Total Counts	Avg Speed (MPH)	85pct Speed	10MPH Pace	% in pace	# of Speeders	% Speeders	
06/01/1970	00:00	5	4	2	1	0	0	0	0	0	0	0	0	0	0	0	0	0	0	0	0	12	16.2	22.5	10 to 20	66.7	*	*
06/01/1970	01:00	7	1	2	1	0	0	0	0	0	0	0	0	0	0	0	0	0	0	0	0	11	14.7	22.5	5 to 15	63.6	*	*
06/01/1970	02:00	6	7	2	0	0	0	0	0	0	0	0	0	0	0	0	0	0	0	0	0	15	14.8	20	10 to 20	66.7	*	*
06/01/1970	03:00	2	3	4	4	0	0	0	0	0	0	0	0	0	0	0	0	0	0	0	0	13	20.7	27.5	20 to 30	61.5	*	*
06/01/1970	04:00	11	2	2	0	0	1	0	0	0	0	0	0	0	0	0	0	0	0	0	0	16	14.6	22.5	5 to 15	68.8	1	6.2
06/01/1970	05:00	7	5	3	3	0	0	0	0	0	0	0	0	0	0	0	0	0	0	0	0	18	17.1	25	10 to 20	55.6	*	*
06/01/1970	06:00	8	4	2	1	0	0	0	0	0	0	0	0	0	0	0	0	0	0	0	0	15	15.2	22.5	10 to 20	66.7	*	*
06/01/1970	07:00	17	6	3	2	1	0	0	0	0	0	0	0	0	0	0	0	0	0	0	0	29	15.4	23.3	10 to 20	69	*	*
06/01/1970	08:00	11	5	5	1	0	0	0	0	0	0	0	0	0	0	0	0	0	0	0	0	22	15.5	23	10 to 20	59.1	*	*
06/01/1970	09:00	12	6	5	2	3	0	0	0	0	0	0	0	0	0	0	0	0	0	0	0	28	17	27.5	5 to 15	42.9	*	*
06/01/1970	10:00	20	5	2	2	0	0	1	0	0	0	0	0	0	0	0	0	0	0	0	0	30	13.7	22.5	5 to 15	66.7	1	3.3
06/01/1970	11:00	7	3	4	2	1	0	1	0	0	0	0	0	0	0	0	0	0	0	0	0	18	18.5	27.5	5 to 15	38.9	1	5.6
06/01/1970	12:00	4	0	3	1	1	1	0	0	0	0	0	0	0	0	0	0	0	0	0	0	10	20	30	5 to 15	40	1	10
06/01/1970	13:00	1	1	0	0	0	0	0	0	0	0	0	0	0	0	0	0	0	0	0	0	2	12	20	0 to 10	50	*	*
06/01/1970	14:00	4	0	1	0	0	2	0	0	0	0	0	0	0	0	0	0	0	0	0	0	7	20.7	37.5	5 to 15	57.1	2	28.6
06/01/1970	15:00	1	0	0	1	0	0	0	0	0	0	0	0	0	0	0	0	0	0	0	0	2	19.5	30	5 to 15	50	*	*
06/01/1970	16:00	0	0	0	0	0	0	0	0	0	0	0	0	0	0	0	0	0	0	0	0	0	0	0	*	*	*	*
06/01/1970	17:00	1	1	0	0	0	0	0	0	0	0	0	0	0	0	0	0	0	0	0	0	2	14.5	20	10 to 20	100	*	*
06/01/1970	18:00	1	0	0	0	0	0	0	0	0	0	0	0	0	0	0	0	0	0	0	0	1	7	10	0 to 10	100	*	*
06/01/1970	19:00	0	1	0	0	0	0	0	0	0	0	0	0	0	0	0	0	0	0	0	0	1	17	20	10 to 20	100	*	*
06/01/1970	20:00	1	0	0	0	0	0	0	0	0	0	0	0	0	0	0	0	0	0	0	0	1	12	15	5 to 15	100	*	*
06/01/1970	21:00	0	0	0	0	0	0	0	0	0	0	0	0	0	0	0	0	0	0	0	0	0	0	0	*	*	*	*
06/01/1970	22:00	5	3	2	1	0	0	0	0	0	0	0	0	0	0	0	0	0	0	0	0	11	16.6	22.5	10 to 20	72.7	*	*
06/01/1970	23:00	9	6	3	5	1	0	0	0	0	0	0	0	0	0	0	0	0	0	0	0	24	17.2	27	5 to 15	37.5	*	*
24 Hr Summary		140	63	45	27	7	4	2	0	0	0	0	0	0	0	0	0	0	0	0	288	16.3	24.7	10 to 20	52.1	6	2.1	

Incoming Histogram

202604 Buxford facinf TBL April 2026

from Thu-Jan-01-1970-12-00-AM to Thu-Jan-15-1970-12-59-AM

Date	Starting Hr:min	<15	15 to <20	20 to <25	25 to <30	30 to <35	35 to <40	40 to <45	45 to <50	50 to <55	55 to <60	60 to <65	65 to <70	70 to <75	75 to <80	80 to <85	85 to <90	90 to <95	95 to <100	100 to >105	Total Counts	Avg Speed (MPH)	85pet Speed	10MPH Pace	% in pace	# of Speeders	% Speeders	
07/01/1970	00:00	7	4	3	2	0	0	0	0	0	0	0	0	0	0	0	0	0	0	0	0	16	16.2	25	10 to 20	50	*	*
07/01/1970	01:00	7	1	1	2	0	0	0	0	0	0	0	0	0	0	0	0	0	0	0	0	11	15.3	25	5 to 15	63.6	*	*
07/01/1970	02:00	11	1	7	1	0	0	0	0	0	0	0	0	0	0	0	0	0	0	0	0	20	15.2	23.6	5 to 15	55	*	*
07/01/1970	03:00	7	8	5	1	0	0	0	0	0	0	0	0	0	0	0	0	0	0	0	0	21	16.3	23	15 to 25	61.9	*	*
07/01/1970	04:00	8	3	3	1	0	0	0	0	0	0	0	0	0	0	0	0	0	0	0	0	15	14.7	23.3	5 to 15	53.3	*	*
07/01/1970	05:00	6	2	6	4	0	0	0	0	0	0	0	0	0	0	0	0	0	0	0	0	18	18.8	26.2	20 to 30	55.6	*	*
07/01/1970	06:00	14	5	4	0	0	0	0	0	0	0	0	0	0	0	0	0	0	0	0	0	23	13	21.2	5 to 15	60.9	*	*
07/01/1970	07:00	16	9	6	1	0	0	0	0	0	0	0	0	0	0	0	0	0	0	0	0	32	15.7	21.7	10 to 20	71.9	*	*
07/01/1970	08:00	12	3	4	1	0	0	0	0	0	0	0	0	0	0	0	0	0	0	0	0	20	14.1	22.5	5 to 15	60	*	*
07/01/1970	09:00	13	10	6	3	1	0	0	0	0	0	0	0	0	0	0	0	0	0	0	0	33	16.9	24.2	10 to 20	57.6	*	*
07/01/1970	10:00	6	7	6	5	1	0	0	0	0	0	0	0	0	0	0	0	0	0	0	0	25	19.3	27	15 to 25	52	*	*
07/01/1970	11:00	8	6	9	2	1	1	0	0	0	0	0	0	0	0	0	0	0	0	0	0	27	18.8	25	15 to 25	55.6	1	3.7
07/01/1970	12:00	5	1	1	0	1	2	0	0	0	0	0	0	0	0	0	0	0	0	0	0	10	20.6	35	10 to 20	60	2	20
07/01/1970	13:00	0	2	1	3	0	0	1	0	0	0	0	0	0	0	0	0	0	0	0	0	7	25.7	30	20 to 30	57.1	1	14.3
07/01/1970	14:00	4	0	0	0	0	1	0	0	0	0	0	0	0	0	0	0	0	0	0	0	5	15	15	5 to 15	80	1	20
07/01/1970	15:00	2	0	0	0	0	0	0	0	0	0	0	0	0	0	0	0	0	0	0	0	2	9.5	15	5 to 15	100	*	*
07/01/1970	16:00	0	1	0	0	0	0	0	1	0	0	0	0	0	0	0	0	0	0	0	0	2	32	50	10 to 20	50	1	50
07/01/1970	17:00	0	0	0	0	1	0	0	0	0	0	0	0	0	0	0	0	0	0	0	0	1	32	35	25 to 35	100	*	*
07/01/1970	18:00	2	0	0	0	0	0	0	0	0	0	0	0	0	0	0	0	0	0	0	0	2	7	10	0 to 10	100	*	*
07/01/1970	19:00	0	0	1	0	0	0	0	0	0	0	0	0	0	0	0	0	0	0	0	0	1	22	25	15 to 25	100	*	*
07/01/1970	20:00	1	0	0	0	0	0	0	0	0	0	0	0	0	0	0	0	0	0	0	0	1	12	15	5 to 15	100	*	*
07/01/1970	21:00	0	1	0	0	0	0	0	0	0	0	0	0	0	0	0	0	0	0	0	0	1	17	20	10 to 20	100	*	*
07/01/1970	22:00	5	6	1	1	0	0	0	0	0	0	0	0	0	0	0	0	0	0	0	0	13	15.5	20	10 to 20	69.2	*	*
07/01/1970	23:00	9	4	9	3	1	0	0	0	0	0	0	0	0	0	0	0	0	0	0	0	26	18.5	25	15 to 25	50	*	*
24 Hr Summary		143	74	73	30	6	4	1	1	0	0	0	0	0	0	0	0	0	0	0	0	332	16.8	24.5	10 to 20	48.8	6	1.8

Incoming Histogram

202604 Buxford facinf TBL April 2026

from Thu-Jan-01-1970-12-00-AM to Thu-Jan-15-1970-12-59-AM

Date	Starting Hr:min	<15	15 to <20	20 to <25	25 to <30	30 to <35	35 to <40	40 to <45	45 to <50	50 to <55	55 to <60	60 to <65	65 to <70	70 to <75	75 to <80	80 to <85	85 to <90	90 to <95	95 to <100	100 to >105	Total Counts	Avg Speed (MPH)	85pet Speed	10MPH Pace	% in pace	# of Speeders	% Speeders	
08/01/1970	00:00	6	4	1	1	0	1	0	0	0	0	0	0	0	0	0	0	0	0	0	0	13	16.7	25	10 to 20	61.5	1	7.7
08/01/1970	01:00	3	2	3	0	0	0	0	0	0	0	0	0	0	0	0	0	0	0	0	0	8	15.8	23.3	15 to 25	62.5	*	*
08/01/1970	02:00	10	5	3	3	1	0	0	0	0	0	0	0	0	0	0	0	0	0	0	0	22	15.7	26.7	5 to 15	45.5	*	*
08/01/1970	03:00	12	2	7	1	0	0	0	0	0	0	0	0	0	0	0	0	0	0	0	0	22	15.2	23.6	5 to 15	54.5	*	*
08/01/1970	04:00	6	9	3	1	0	0	0	0	0	0	0	0	0	0	0	0	0	0	0	0	19	16.4	21.7	10 to 20	68.4	*	*
08/01/1970	05:00	11	6	3	1	0	0	0	0	0	0	0	0	0	0	0	0	0	0	0	0	21	15	21.7	10 to 20	66.7	*	*
08/01/1970	06:00	9	9	5	4	0	0	0	0	0	0	0	0	0	0	0	0	0	0	0	0	27	17.5	25	10 to 20	59.3	*	*
08/01/1970	07:00	19	2	2	0	0	0	0	0	0	0	0	0	0	0	0	0	0	0	0	0	23	12	17.5	5 to 15	82.6	*	*
08/01/1970	08:00	12	5	6	1	3	0	0	0	0	0	0	0	0	0	0	0	0	0	0	0	27	17.7	25	10 to 20	55.6	*	*
08/01/1970	09:00	15	3	2	1	1	0	0	0	0	0	0	0	0	0	0	0	0	0	0	0	22	13.5	22.5	5 to 15	68.2	*	*
08/01/1970	10:00	8	4	7	4	1	0	0	0	0	0	0	0	0	0	0	0	0	0	0	0	24	19	26.2	10 to 20	45.8	*	*
08/01/1970	11:00	3	5	2	1	0	2	0	0	0	0	0	0	0	0	0	0	0	0	0	0	13	20.2	30	10 to 20	53.8	2	15.4
08/01/1970	12:00	2	3	3	1	0	0	0	0	0	0	0	0	0	0	0	0	0	0	0	0	9	18.9	25	15 to 25	66.7	*	*
08/01/1970	13:00	2	1	3	0	1	0	0	0	0	0	0	0	0	0	0	0	0	0	0	0	7	19.3	25	15 to 25	57.1	*	*
08/01/1970	14:00	3	2	0	0	0	0	0	0	0	0	0	0	0	0	0	0	0	0	0	0	5	13	17.5	10 to 20	80	*	*
08/01/1970	15:00	1	1	2	1	1	0	0	0	0	0	0	0	0	0	0	0	0	0	0	0	6	22.2	30	15 to 25	50	*	*
08/01/1970	16:00	0	0	0	0	0	0	0	0	0	0	0	0	0	0	0	0	0	0	0	0	0	0	0	*	*	*	*
08/01/1970	17:00	0	0	0	0	0	0	0	0	0	0	0	0	0	0	0	0	0	0	0	0	0	0	0	*	*	*	*
08/01/1970	18:00	0	0	1	0	0	0	0	0	0	0	0	0	0	0	0	0	0	0	0	0	1	22	25	15 to 25	100	*	*
08/01/1970	19:00	1	0	0	0	0	0	0	0	0	0	0	0	0	0	0	0	0	0	0	0	1	7	10	0 to 10	100	*	*
08/01/1970	20:00	2	1	1	0	0	0	0	0	0	0	0	0	0	0	0	0	0	0	0	0	4	14.5	20	5 to 15	50	*	*
08/01/1970	21:00	1	1	0	1	0	0	0	0	0	0	0	0	0	0	0	0	0	0	0	0	3	18.7	30	10 to 20	66.7	*	*
08/01/1970	22:00	3	0	0	2	0	0	0	0	0	0	0	0	0	0	0	0	0	0	0	0	5	17	27.5	5 to 15	60	*	*
08/01/1970	23:00	11	5	5	4	2	0	0	0	0	0	0	0	0	0	0	0	0	0	0	0	27	17.9	27.5	10 to 20	44.4	*	*
24 Hr Summary		140	70	59	27	10	3	0	0	0	0	0	0	0	0	0	0	0	0	0	0	309	16.5	24.5	10 to 20	50.8	3	1

Incoming Histogram

202604 Buxford facinf TBL April 2026

from Thu-Jan-01-1970-12-00-AM to Thu-Jan-15-1970-12-59-AM

Date	Starting Hr:min	<15	15 to <20	20 to <25	25 to <30	30 to <35	35 to <40	40 to <45	45 to <50	50 to <55	55 to <60	60 to <65	65 to <70	70 to <75	75 to <80	80 to <85	85 to <90	90 to <95	95 to <100	100 to >105	Total Counts	Avg Speed (MPH)	85pet Speed	10MPH Pace	% in pace	# of Speeders	% Speeders	
09/01/1970	00:00	8	2	3	0	0	2	0	0	0	0	0	0	0	0	0	0	0	0	0	0	15	17.8	25	10 to 20	60	2	13.3
09/01/1970	01:00	6	8	3	0	0	0	0	0	0	0	0	0	0	0	0	0	0	0	0	0	17	15.4	20	10 to 20	64.7	*	*
09/01/1970	02:00	12	5	5	2	0	0	0	0	0	0	0	0	0	0	0	0	0	0	0	0	24	14.9	23	5 to 15	50	*	*
09/01/1970	03:00	9	4	0	2	1	0	0	0	0	0	0	0	0	0	0	0	0	0	0	0	16	14.6	27.5	5 to 15	56.2	*	*
09/01/1970	04:00	6	7	2	2	2	0	0	0	0	0	0	0	0	0	0	0	0	0	0	0	19	17.9	27.5	10 to 20	52.6	*	*
09/01/1970	05:00	13	5	7	2	0	0	0	0	0	0	0	0	0	0	0	0	0	0	0	0	27	15.7	23.6	5 to 15	48.1	*	*
09/01/1970	06:00	12	5	6	3	0	0	0	0	0	0	0	0	0	0	0	0	0	0	0	0	26	16	24.2	5 to 15	46.2	*	*
09/01/1970	07:00	16	2	2	3	0	0	0	0	0	0	0	0	0	0	0	0	0	0	0	0	23	13.9	25	5 to 15	69.6	*	*
09/01/1970	08:00	22	6	3	5	0	0	0	0	0	0	0	0	0	0	0	0	0	0	0	0	36	14.6	25	5 to 15	61.1	*	*
09/01/1970	09:00	23	6	6	3	0	0	0	0	0	0	0	0	0	0	0	0	0	0	0	0	38	14.6	22.5	5 to 15	60.5	*	*
09/01/1970	10:00	13	4	3	3	1	0	0	0	0	0	0	0	0	0	0	0	0	0	0	0	24	15.9	25	5 to 15	54.2	*	*
09/01/1970	11:00	5	2	3	0	0	0	0	0	0	0	0	0	0	0	0	0	0	0	0	0	10	15	21.7	5 to 15	50	*	*
09/01/1970	12:00	6	3	0	1	0	0	0	0	0	0	0	0	0	0	0	0	0	0	0	0	10	13.2	18.3	5 to 15	60	*	*
09/01/1970	13:00	3	2	5	1	0	0	0	0	0	0	0	0	0	0	0	0	0	0	0	0	11	18.9	24	15 to 25	63.6	*	*
09/01/1970	14:00	1	0	2	1	0	0	0	0	0	0	0	0	0	0	0	0	0	0	0	0	4	20.8	25	20 to 30	75	*	*
09/01/1970	15:00	2	0	0	1	0	0	0	0	0	0	0	0	0	0	0	0	0	0	0	0	3	15.3	30	5 to 15	66.7	*	*
09/01/1970	16:00	3	1	0	0	0	0	0	1	0	0	0	0	0	0	0	0	0	0	0	0	5	19	20	5 to 15	60	1	20
09/01/1970	17:00	0	0	0	1	0	0	0	0	0	0	0	0	0	0	0	0	0	0	0	0	1	27	30	20 to 30	100	*	*
09/01/1970	18:00	2	1	0	1	0	0	0	0	0	0	0	0	0	0	0	0	0	0	0	0	4	15.8	20	5 to 15	50	*	*
09/01/1970	19:00	0	1	0	0	0	0	0	0	0	0	0	0	0	0	0	0	0	0	0	0	1	17	20	10 to 20	100	*	*
09/01/1970	20:00	0	0	1	0	0	0	0	0	0	0	0	0	0	0	0	0	0	0	0	0	1	22	25	15 to 25	100	*	*
09/01/1970	21:00	0	1	0	0	0	0	0	0	0	0	0	0	0	0	0	0	0	0	0	0	1	17	20	10 to 20	100	*	*
09/01/1970	22:00	3	1	0	0	0	0	0	0	0	0	0	0	0	0	0	0	0	0	0	0	4	11	15	5 to 15	75	*	*
09/01/1970	23:00	6	2	0	0	0	0	0	0	0	0	0	0	0	0	0	0	0	0	0	0	8	11.5	17.5	5 to 15	75	*	*
24 Hr Summary		171	68	51	31	4	2	0	1	0	0	0	0	0	0	0	0	0	0	0	0	328	15.5	23.9	5 to 15	52.1	3	0.9

Incoming Histogram

202604 Buxford facinf TBL April 2026

from Thu-Jan-01-1970-12-00-AM to Thu-Jan-15-1970-12-59-AM

Date	Starting Hr:min	<15	15 to <20	20 to <25	25 to <30	30 to <35	35 to <40	40 to <45	45 to <50	50 to <55	55 to <60	60 to <65	65 to <70	70 to <75	75 to <80	80 to <85	85 to <90	90 to <95	95 to <100	100 to >105	Total Counts	Avg Speed (MPH)	85pet Speed	10MPH Pace	% in pace	# of Speeders	% Speeders	
10/01/1970	00:00	4	1	5	2	0	0	0	0	0	0	0	0	0	0	0	0	0	0	0	0	12	18.4	25	20 to 30	58.3	*	*
10/01/1970	01:00	7	2	6	3	0	0	0	0	0	0	0	0	0	0	0	0	0	0	0	0	18	17.9	25	20 to 30	50	*	*
10/01/1970	02:00	25	7	5	4	0	0	0	0	0	0	0	0	0	0	0	0	0	0	0	0	41	15.1	23	10 to 20	63.4	*	*
10/01/1970	03:00	6	5	6	2	0	0	0	0	0	0	0	0	0	0	0	0	0	0	0	0	19	17.4	24.2	15 to 25	57.9	*	*
10/01/1970	04:00	12	5	0	2	1	0	0	0	0	0	0	0	0	0	0	0	0	0	0	0	20	15.9	20	10 to 20	85	*	*
10/01/1970	05:00	10	4	6	1	0	0	1	0	0	0	0	0	0	0	0	0	0	0	0	0	22	16.8	24.2	5 to 15	45.5	1	4.5
10/01/1970	06:00	9	3	3	1	1	0	0	0	0	0	0	0	0	0	0	0	0	0	0	0	17	16.9	23.3	10 to 20	70.6	*	*
10/01/1970	07:00	10	4	2	1	0	0	0	0	0	0	0	0	0	0	0	0	0	0	0	0	17	13	20	5 to 15	58.8	*	*
10/01/1970	08:00	18	9	5	3	0	0	0	0	0	0	0	0	0	0	0	0	0	0	0	0	35	14.4	23	5 to 15	51.4	*	*
10/01/1970	09:00	15	5	4	0	0	0	0	0	0	0	0	0	0	0	0	0	0	0	0	0	24	12.1	20	5 to 15	62.5	*	*
10/01/1970	10:00	6	3	3	2	0	0	0	0	0	0	0	0	0	0	0	0	0	0	0	0	14	16.6	25	10 to 20	50	*	*
10/01/1970	11:00	2	2	1	0	0	0	0	0	0	0	0	0	0	0	0	0	0	0	0	0	5	15	20	10 to 20	60	*	*
10/01/1970	12:00	3	1	2	0	0	0	0	0	0	0	0	0	0	0	0	0	0	0	0	0	6	13.8	22.5	0 to 10	50	*	*
10/01/1970	13:00	2	0	1	0	0	0	0	0	0	0	0	0	0	0	0	0	0	0	0	0	3	13.7	25	5 to 15	66.7	*	*
10/01/1970	14:00	3	1	0	0	0	0	0	0	0	0	0	0	0	0	0	0	0	0	0	0	4	12	15	5 to 15	75	*	*
10/01/1970	15:00	1	0	0	0	0	0	0	0	0	0	0	0	0	0	0	0	0	0	0	0	1	12	15	5 to 15	100	*	*
10/01/1970	16:00	0	0	0	0	0	0	0	0	0	0	0	0	0	0	0	0	0	0	0	0	0	0	0	*	*	*	*
10/01/1970	17:00	1	0	0	1	1	0	0	0	0	0	0	0	0	0	0	0	0	0	0	0	3	22	35	25 to 35	66.7	*	*
10/01/1970	18:00	1	0	0	0	0	0	0	0	0	0	0	0	0	0	0	0	0	0	0	0	1	7	10	0 to 10	100	*	*
10/01/1970	19:00	0	1	0	0	0	0	0	0	0	0	0	0	0	0	0	0	0	0	0	0	1	17	20	10 to 20	100	*	*
10/01/1970	20:00	1	1	3	0	0	0	0	0	0	0	0	0	0	0	0	0	0	0	0	0	5	18	23.3	15 to 25	80	*	*
10/01/1970	21:00	0	2	0	0	0	0	0	0	0	0	0	0	0	0	0	0	0	0	0	0	2	17.5	20	10 to 20	100	*	*
10/01/1970	22:00	1	0	0	0	0	0	0	0	0	0	0	0	0	0	0	0	0	0	0	0	1	7	10	0 to 10	100	*	*
10/01/1970	23:00	4	1	2	0	0	0	0	0	0	0	0	0	0	0	0	0	0	0	0	0	7	15.7	22.5	10 to 20	71.4	*	*
24 Hr Summary		141	57	54	22	3	0	1	0	0	0	0	0	0	0	0	0	0	0	0	0	278	15.5	23.5	5 to 15	50.7	1	0.4

Incoming Histogram

202604 Buxford facinf TBL April 2026

from Thu-Jan-01-1970-12-00-AM to Thu-Jan-15-1970-12-59-AM

Date	Starting Hr:min	<15	15 to <20	20 to <25	25 to <30	30 to <35	35 to <40	40 to <45	45 to <50	50 to <55	55 to <60	60 to <65	65 to <70	70 to <75	75 to <80	80 to <85	85 to <90	90 to <95	95 to <100	100 to >105	Total Counts	Avg Speed (MPH)	85pct Speed	10MPH Pace	% in pace	# of Speeders	% Speeders	
11/01/1970	00:00	1	3	3	0	0	0	0	0	0	0	0	0	0	0	0	0	0	0	0	0	7	18.4	23.3	15 to 25	85.7	*	*
11/01/1970	01:00	8	5	3	0	0	0	0	0	0	0	0	0	0	0	0	0	0	0	0	0	16	14.6	21.7	10 to 20	62.5	*	*
11/01/1970	02:00	5	6	4	1	0	0	0	0	0	0	0	0	0	0	0	0	0	0	0	0	16	16.4	23.8	15 to 25	62.5	*	*
11/01/1970	03:00	6	9	2	0	0	0	0	0	0	0	0	0	0	0	0	0	0	0	0	0	17	15.3	19.4	10 to 20	76.5	*	*
11/01/1970	04:00	2	2	3	2	1	0	0	0	0	0	0	0	0	0	0	0	0	0	0	0	10	20.6	27.5	15 to 25	50	*	*
11/01/1970	05:00	7	1	2	3	1	0	0	0	0	0	0	0	0	0	0	0	0	0	0	0	14	17.1	28.3	5 to 15	50	*	*
11/01/1970	06:00	7	4	3	1	0	0	0	0	0	0	0	0	0	0	0	0	0	0	0	0	15	15.9	23.3	10 to 20	60	*	*
11/01/1970	07:00	4	4	4	1	0	0	0	0	0	0	0	0	0	0	0	0	0	0	0	0	13	17.5	23.8	15 to 25	61.5	*	*
11/01/1970	08:00	9	8	5	1	0	0	0	0	0	0	0	0	0	0	0	0	0	0	0	0	23	15.6	23	15 to 25	56.5	*	*
11/01/1970	09:00	15	4	4	3	0	0	0	0	0	0	0	0	0	0	0	0	0	0	0	0	26	15.3	23.8	5 to 15	57.7	*	*
11/01/1970	10:00	8	4	1	1	0	0	0	0	0	0	0	0	0	0	0	0	0	0	0	0	14	13.9	20	5 to 15	57.1	*	*
11/01/1970	11:00	2	4	3	4	1	0	0	0	0	0	0	0	0	0	0	0	0	0	0	0	14	21.3	28.8	15 to 25	50	*	*
11/01/1970	12:00	8	1	1	3	1	0	0	0	0	0	0	0	0	0	0	0	0	0	0	0	14	16.9	28.3	5 to 15	57.1	*	*
11/01/1970	13:00	4	2	2	0	0	0	0	0	0	0	0	0	0	0	0	0	0	0	0	0	8	15.9	22.5	10 to 20	75	*	*
11/01/1970	14:00	3	2	2	3	2	1	0	0	0	0	0	0	0	0	0	0	0	0	0	0	13	22.5	32.5	20 to 30	38.5	1	7.7
11/01/1970	15:00	0	0	1	0	2	1	0	0	0	0	0	0	0	0	0	0	0	0	0	0	4	31	35	30 to 40	75	1	25
11/01/1970	16:00	0	0	2	0	0	0	0	0	0	0	0	0	0	0	0	0	0	0	0	0	2	22	25	15 to 25	100	*	*
11/01/1970	17:00	0	0	0	1	0	0	0	0	0	0	0	0	0	0	0	0	0	0	0	0	1	27	30	20 to 30	100	*	*
11/01/1970	18:00	2	0	0	0	0	0	0	0	0	0	0	0	0	0	0	0	0	0	0	0	2	7	10	0 to 10	100	*	*
11/01/1970	19:00	0	1	0	0	0	0	0	0	0	0	0	0	0	0	0	0	0	0	0	0	1	17	20	10 to 20	100	*	*
11/01/1970	20:00	0	0	0	0	0	0	0	0	0	0	0	0	0	0	0	0	0	0	0	0	0	0	0	*	*	*	*
11/01/1970	21:00	0	0	0	1	0	0	0	0	0	0	0	0	0	0	0	0	0	0	0	0	1	27	30	20 to 30	100	*	*
11/01/1970	22:00	1	0	1	1	0	0	0	0	0	0	0	0	0	0	0	0	0	0	0	0	3	18.7	30	20 to 30	66.7	*	*
11/01/1970	23:00	3	2	0	0	0	0	0	0	0	0	0	0	0	0	0	0	0	0	0	0	5	12	17.5	5 to 15	60	*	*
24 Hr Summary		95	62	46	26	8	2	0	0	0	0	0	0	0	0	0	0	0	0	0	0	239	17	25	10 to 20	49.4	2	0.8

Incoming Histogram

202604 Buxford facinf TBL April 2026

from Thu-Jan-01-1970-12-00-AM to Thu-Jan-15-1970-12-59-AM

Date	Starting Hr:min	<15	15 to <20	20 to <25	25 to <30	30 to <35	35 to <40	40 to <45	45 to <50	50 to <55	55 to <60	60 to <65	65 to <70	70 to <75	75 to <80	80 to <85	85 to <90	90 to <95	95 to <100	100 to >105	Total Counts	Avg Speed (MPH)	85pet Speed	10MPH Pace	% in pace	# of Speeders	% Speeders	
12/01/1970	00:00	2	0	2	2	0	0	0	0	0	0	0	0	0	0	0	0	0	0	0	0	6	18.7	27.5	20 to 30	66.7	*	*
12/01/1970	01:00	8	6	5	3	0	0	0	0	0	0	0	0	0	0	0	0	0	0	0	0	22	17.3	25	10 to 20	54.5	*	*
12/01/1970	02:00	7	12	5	1	0	0	0	0	0	0	0	0	0	0	0	0	0	0	0	0	25	16.9	22	10 to 20	68	*	*
12/01/1970	03:00	6	5	6	2	0	0	0	0	0	0	0	0	0	0	0	0	0	0	0	0	19	17.4	24.2	15 to 25	57.9	*	*
12/01/1970	04:00	10	2	5	1	0	0	0	0	0	0	0	0	0	0	0	0	0	0	0	0	18	14.7	23	5 to 15	55.6	*	*
12/01/1970	05:00	16	7	9	4	0	0	0	0	0	0	0	0	0	0	0	0	0	0	0	0	36	16.3	24.4	5 to 15	44.4	*	*
12/01/1970	06:00	7	7	9	0	0	0	0	0	0	0	0	0	0	0	0	0	0	0	0	0	23	17.2	23.3	15 to 25	69.6	*	*
12/01/1970	07:00	4	3	5	1	0	0	0	0	0	0	0	0	0	0	0	0	0	0	0	0	13	17.5	24	15 to 25	61.5	*	*
12/01/1970	08:00	14	7	7	3	0	1	0	0	0	0	0	0	0	0	0	0	0	0	0	0	32	16.5	24.3	5 to 15	43.8	1	3.1
12/01/1970	09:00	13	2	7	4	1	0	0	0	0	0	0	0	0	0	0	0	0	0	0	0	27	17.4	26.2	5 to 15	48.1	*	*
12/01/1970	10:00	5	7	4	8	2	0	0	0	0	0	0	0	0	0	0	0	0	0	0	0	26	21.1	28.8	20 to 30	46.2	*	*
12/01/1970	11:00	2	2	5	2	0	0	1	0	0	0	0	0	0	0	0	0	0	0	0	0	12	22.1	27.5	15 to 25	58.3	1	8.3
12/01/1970	12:00	5	2	2	0	0	0	0	0	0	0	0	0	0	0	0	0	0	0	0	0	9	14.8	22.5	10 to 20	66.7	*	*
12/01/1970	13:00	2	1	0	0	1	0	0	0	0	0	0	0	0	0	0	0	0	0	0	0	4	17	20	5 to 15	50	*	*
12/01/1970	14:00	0	0	0	1	0	0	0	0	0	0	0	0	0	0	0	0	0	0	0	0	1	27	30	20 to 30	100	*	*
12/01/1970	15:00	0	0	0	1	1	0	0	0	0	0	0	0	0	0	0	0	0	0	0	0	2	29.5	35	25 to 35	100	*	*
12/01/1970	16:00	0	0	0	0	0	0	0	0	0	0	0	0	0	0	0	0	0	0	0	0	0	0	0	*	*	*	*
12/01/1970	17:00	1	1	0	0	0	0	0	0	0	0	0	0	0	0	0	0	0	0	0	0	2	14.5	20	10 to 20	100	*	*
12/01/1970	18:00	0	0	0	0	0	0	0	0	0	0	0	0	0	0	0	0	0	0	0	0	0	0	0	*	*	*	*
12/01/1970	19:00	0	0	0	0	0	0	0	0	0	0	0	0	0	0	0	0	0	0	0	0	0	0	0	*	*	*	*
12/01/1970	20:00	0	0	0	0	0	0	0	0	0	0	0	0	0	0	0	0	0	0	0	0	0	0	0	*	*	*	*
12/01/1970	21:00	2	1	0	0	0	0	0	0	0	0	0	0	0	0	0	0	0	0	0	0	3	12	20	5 to 15	66.7	*	*
12/01/1970	22:00	6	2	2	0	0	0	0	0	0	0	0	0	0	0	0	0	0	0	0	0	10	14.5	20	10 to 20	70	*	*
12/01/1970	23:00	6	5	10	4	0	0	0	0	0	0	0	0	0	0	0	0	0	0	0	0	25	18.9	25	15 to 25	60	*	*
24 Hr Summary		116	72	83	37	5	1	1	0	0	0	0	0	0	0	0	0	0	0	0	0	315	17.5	24.8	15 to 25	49.2	2	0.6

Incoming Histogram

202604 Buxford facinf TBL April 2026

from Thu-Jan-01-1970-12-00-AM to Thu-Jan-15-1970-12-59-AM

Date	Starting Hr:min	<15	15 to <20	20 to <25	25 to <30	30 to <35	35 to <40	40 to <45	45 to <50	50 to <55	55 to <60	60 to <65	65 to <70	70 to <75	75 to <80	80 to <85	85 to <90	90 to <95	95 to <100	100 to >105	Total Counts	Avg Speed (MPH)	85pet Speed	10MPH Pace	% in pace	# of Speeders	% Speeders	
13/01/1970	00:00	9	1	2	0	0	0	0	0	0	0	0	0	0	0	0	0	0	0	0	0	12	11.8	20	5 to 15	75	*	*
13/01/1970	01:00	4	2	2	0	0	0	0	0	0	0	0	0	0	0	0	0	0	0	0	0	8	14.5	22.5	5 to 15	50	*	*
13/01/1970	02:00	8	7	4	1	0	0	0	0	0	0	0	0	0	0	0	0	0	0	0	0	20	16.1	22.5	10 to 20	65	*	*
13/01/1970	03:00	2	3	2	1	1	0	0	0	0	0	0	0	0	0	0	0	0	0	0	0	9	18.7	30	15 to 25	55.6	*	*
13/01/1970	04:00	10	2	6	2	0	0	0	0	0	0	0	0	0	0	0	0	0	0	0	0	20	15.2	24.2	5 to 15	50	*	*
13/01/1970	05:00	6	8	0	1	0	0	0	0	0	0	0	0	0	0	0	0	0	0	0	0	15	15.5	19.4	10 to 20	86.7	*	*
13/01/1970	06:00	7	1	2	3	0	0	0	0	0	0	0	0	0	0	0	0	0	0	0	0	13	16.6	26.7	5 to 15	53.8	*	*
13/01/1970	07:00	14	10	8	1	0	0	0	0	0	0	0	0	0	0	0	0	0	0	0	0	33	15.8	22.5	10 to 20	57.6	*	*
13/01/1970	08:00	22	6	2	7	0	0	0	0	0	0	0	0	0	0	0	0	0	0	0	0	37	15.6	25.7	5 to 15	59.5	*	*
13/01/1970	09:00	6	3	5	6	0	0	0	0	0	0	0	0	0	0	0	0	0	0	0	0	20	19.2	27.5	20 to 30	55	*	*
13/01/1970	10:00	10	2	5	3	0	1	0	0	0	0	0	0	0	0	0	0	0	0	0	0	21	17.9	26.7	5 to 15	47.6	1	4.8
13/01/1970	11:00	12	3	3	2	1	0	0	0	0	0	0	0	0	0	0	0	0	0	0	0	21	15	25	5 to 15	57.1	*	*
13/01/1970	12:00	1	2	6	2	0	0	0	0	0	0	0	0	0	0	0	0	0	0	0	0	11	21.3	25	15 to 25	72.7	*	*
13/01/1970	13:00	2	1	1	2	1	0	0	0	0	0	0	0	0	0	0	0	0	0	0	0	7	19.9	30	20 to 30	42.9	*	*
13/01/1970	14:00	2	3	0	2	1	0	0	0	0	0	0	0	0	0	0	0	0	0	0	0	8	20.2	30	10 to 20	62.5	*	*
13/01/1970	15:00	0	0	2	1	2	0	0	0	0	0	0	0	0	0	0	0	0	0	0	0	5	27	32.5	20 to 30	60	*	*
13/01/1970	16:00	0	0	0	0	0	0	0	0	0	0	0	0	0	0	0	0	0	0	0	0	0	0	0	*	*	*	*
13/01/1970	17:00	0	0	0	0	0	0	0	0	0	0	0	0	0	0	0	0	0	0	0	0	0	0	0	*	*	*	*
13/01/1970	18:00	0	0	0	0	0	0	0	0	0	0	0	0	0	0	0	0	0	0	0	0	0	0	0	*	*	*	*
13/01/1970	19:00	0	1	0	1	0	0	0	0	0	0	0	0	0	0	0	0	0	0	0	0	2	22	30	10 to 20	50	*	*
13/01/1970	20:00	0	0	0	0	0	0	0	0	0	0	0	0	0	0	0	0	0	0	0	0	0	0	0	*	*	*	*
13/01/1970	21:00	1	0	0	0	0	0	0	0	0	0	0	0	0	0	0	0	0	0	0	0	1	7	10	0 to 10	100	*	*
13/01/1970	22:00	7	4	0	0	0	0	0	0	0	0	0	0	0	0	0	0	0	0	0	0	11	12.5	17.5	10 to 20	72.7	*	*
13/01/1970	23:00	13	2	3	5	0	0	0	0	0	0	0	0	0	0	0	0	0	0	0	0	23	16.2	27	5 to 15	56.5	*	*
24 Hr Summary		136	61	53	40	6	1	0	0	0	0	0	0	0	0	0	0	0	0	0	0	297	16.5	25.2	10 to 20	47.5	1	0.3

Incoming Histogram

202604 Buxford facinf TBL April 2026

from Thu-Jan-01-1970-12-00-AM to Thu-Jan-15-1970-12-59-AM

Date	Starting Hr:min	<15	15 to <20	20 to <25	25 to <30	30 to <35	35 to <40	40 to <45	45 to <50	50 to <55	55 to <60	60 to <65	65 to <70	70 to <75	75 to <80	80 to <85	85 to <90	90 to <95	95 to <100	100 to >105	Total Counts	Avg Speed (MPH)	85pet Speed	10MPH Pace	% in pace	# of Speeders	% Speeders		
14/01/1970	00:00	8	3	3	2	0	0	0	0	0	0	0	0	0	0	0	0	0	0	0	0	16	15.9	25	5 to 15	50	*	*	
14/01/1970	01:00	3	4	7	1	1	0	0	0	0	0	0	0	0	0	0	0	0	0	0	0	16	19.8	25	15 to 25	68.8	*	*	
14/01/1970	02:00	5	6	2	1	0	0	0	0	0	0	0	0	0	0	0	0	0	0	0	0	14	15.7	22.5	10 to 20	57.1	*	*	
14/01/1970	03:00	9	4	4	0	1	0	0	0	0	0	0	0	0	0	0	0	0	0	0	0	18	15.3	22.5	5 to 15	50	*	*	
14/01/1970	04:00	9	6	4	1	0	0	0	0	0	0	0	0	0	0	0	0	0	0	0	0	20	16.1	22.5	10 to 20	70	*	*	
14/01/1970	05:00	7	4	2	1	0	1	0	0	0	0	0	0	0	0	0	0	0	0	0	0	15	16.4	25	10 to 20	53.3	1	6.7	
14/01/1970	06:00	8	1	4	2	0	0	0	0	0	0	0	0	0	0	0	0	0	0	0	0	15	16.1	25	5 to 15	53.3	*	*	
14/01/1970	07:00	17	4	4	2	1	0	0	0	0	0	0	0	0	0	0	0	0	0	0	0	28	14.9	23.8	5 to 15	60.7	*	*	
14/01/1970	08:00	12	3	2	2	0	0	0	0	0	0	0	0	0	0	0	0	0	0	0	0	19	14.5	22.5	5 to 15	63.2	*	*	
14/01/1970	09:00	15	2	1	5	0	0	0	0	0	0	0	0	0	0	0	0	0	0	0	0	23	15.5	27	5 to 15	65.2	*	*	
14/01/1970	10:00	13	3	5	1	1	0	0	0	0	0	0	0	0	0	0	0	0	0	0	0	23	15.4	24	5 to 15	56.5	*	*	
14/01/1970	11:00	4	5	1	1	0	1	0	0	0	0	0	0	0	0	0	0	0	0	0	0	12	17	25	10 to 20	50	1	8.3	
14/01/1970	12:00	1	2	4	2	1	0	0	0	0	0	0	0	0	0	0	0	0	0	0	0	10	22	27.5	15 to 25	60	*	*	
14/01/1970	13:00	3	4	1	1	1	0	0	0	0	0	0	0	0	0	0	0	0	0	0	0	10	18.1	25	10 to 20	60	*	*	
14/01/1970	14:00	3	2	1	1	0	0	0	0	0	0	0	0	0	0	0	0	0	0	0	0	7	17	25	10 to 20	71.4	*	*	
14/01/1970	15:00	1	1	0	1	0	0	0	0	0	0	0	0	0	0	0	0	0	0	0	0	3	17	30	0 to 10	33.3	*	*	
14/01/1970	16:00	0	0	0	0	0	0	0	0	0	0	0	0	0	0	0	0	0	0	0	0	0	0	0	0	*	*	*	*
14/01/1970	17:00	0	0	0	0	0	0	0	0	0	0	0	0	0	0	0	0	0	0	0	0	0	0	0	0	*	*	*	*
14/01/1970	18:00	0	0	0	0	0	0	0	0	0	0	0	0	0	0	0	0	0	0	0	0	0	0	0	0	*	*	*	*
14/01/1970	19:00	1	0	1	0	0	0	0	0	0	0	0	0	0	0	0	0	0	0	0	0	2	14.5	25	0 to 10	50	*	*	
14/01/1970	20:00	0	0	0	1	0	0	0	0	0	0	0	0	0	0	0	0	0	0	0	0	1	27	30	20 to 30	100	*	*	
14/01/1970	21:00	1	1	1	0	0	0	0	0	0	0	0	0	0	0	0	0	0	0	0	0	3	17	25	10 to 20	66.7	*	*	
14/01/1970	22:00	3	3	2	1	1	0	0	0	0	0	0	0	0	0	0	0	0	0	0	0	10	18.1	25	15 to 25	50	*	*	
14/01/1970	23:00	6	3	5	3	1	0	0	0	0	0	0	0	0	0	0	0	0	0	0	0	18	18.4	26.7	15 to 25	44.4	*	*	
24 Hr Summary		129	61	54	29	8	2	0	0	0	0	0	0	0	0	0	0	0	0	0	0	283	16.5	24.7	10 to 20	49.1	2	0.7	

Incoming Histogram

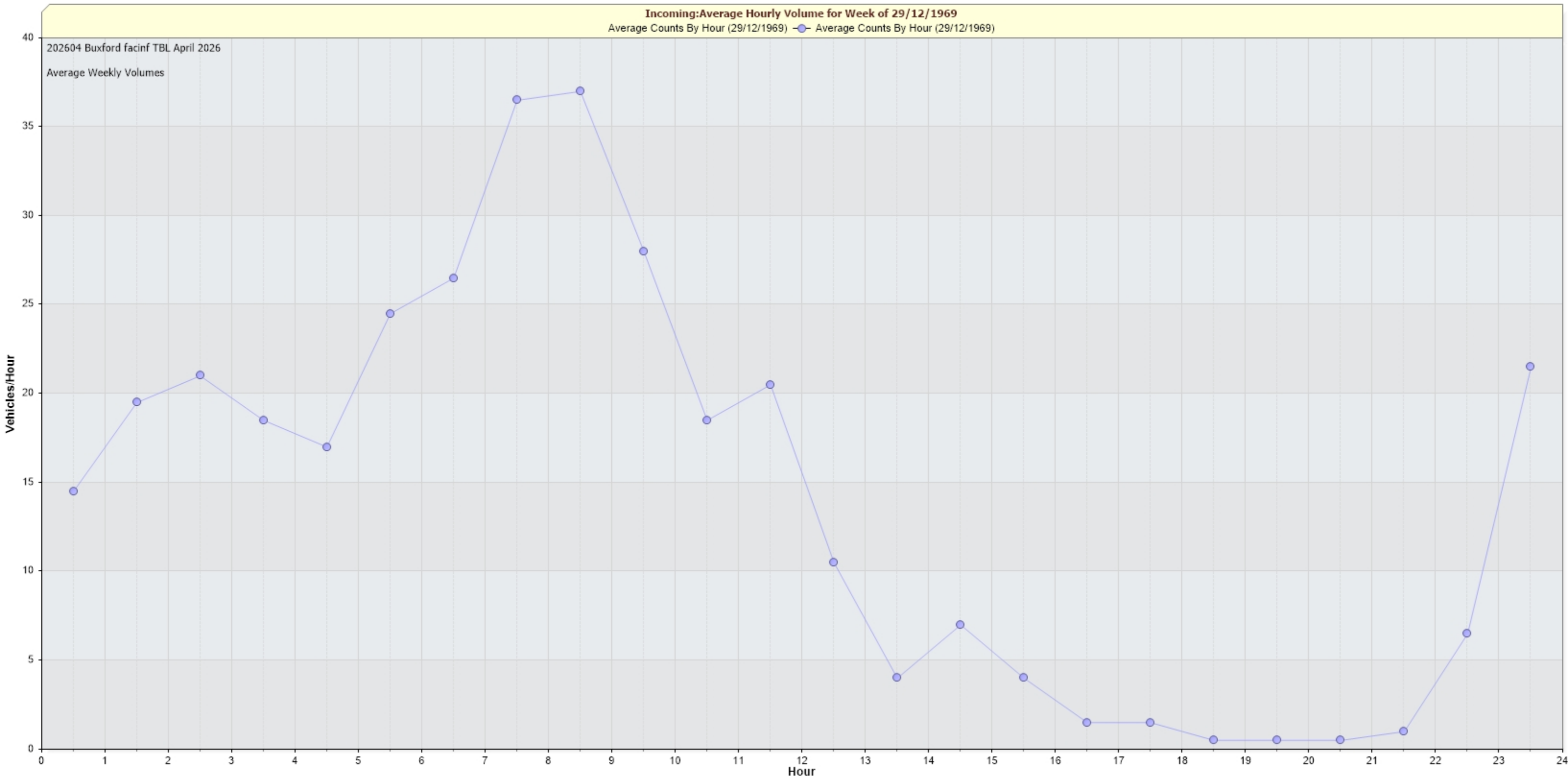
202604 Buxford facinf TBL April 2026

from Thu-Jan-01-1970-12-00-AM to Thu-Jan-15-1970-12-59-AM

Date	Starting Hr:min	<15	15 to <20	20 to <25	25 to <30	30 to <35	35 to <40	40 to <45	45 to <50	50 to <55	55 to <60	60 to <65	65 to <70	70 to <75	75 to <80	80 to <85	85 to <90	90 to <95	95 to <100	100 to >105	Total Counts	Avg Speed (MPH)	85pet Speed	10MPH Pace	% in pace	# of Speeders	% Speeders	
15/01/1970	00:00	0	0	0	0	0	0	0	0	0	0	0	0	0	0	0	0	0	0	0	0	0	0	*	*	*	*	
15/01/1970	01:00	*	*	*	*	*	*	*	*	*	*	*	*	*	*	*	*	*	*	*	*	*	*	*	*	*	*	*
15/01/1970	02:00	*	*	*	*	*	*	*	*	*	*	*	*	*	*	*	*	*	*	*	*	*	*	*	*	*	*	*
15/01/1970	03:00	*	*	*	*	*	*	*	*	*	*	*	*	*	*	*	*	*	*	*	*	*	*	*	*	*	*	*
15/01/1970	04:00	*	*	*	*	*	*	*	*	*	*	*	*	*	*	*	*	*	*	*	*	*	*	*	*	*	*	*
15/01/1970	05:00	*	*	*	*	*	*	*	*	*	*	*	*	*	*	*	*	*	*	*	*	*	*	*	*	*	*	*
15/01/1970	06:00	*	*	*	*	*	*	*	*	*	*	*	*	*	*	*	*	*	*	*	*	*	*	*	*	*	*	*
15/01/1970	07:00	*	*	*	*	*	*	*	*	*	*	*	*	*	*	*	*	*	*	*	*	*	*	*	*	*	*	*
15/01/1970	08:00	*	*	*	*	*	*	*	*	*	*	*	*	*	*	*	*	*	*	*	*	*	*	*	*	*	*	*
15/01/1970	09:00	*	*	*	*	*	*	*	*	*	*	*	*	*	*	*	*	*	*	*	*	*	*	*	*	*	*	*
15/01/1970	10:00	*	*	*	*	*	*	*	*	*	*	*	*	*	*	*	*	*	*	*	*	*	*	*	*	*	*	*
15/01/1970	11:00	*	*	*	*	*	*	*	*	*	*	*	*	*	*	*	*	*	*	*	*	*	*	*	*	*	*	*
15/01/1970	12:00	*	*	*	*	*	*	*	*	*	*	*	*	*	*	*	*	*	*	*	*	*	*	*	*	*	*	*
15/01/1970	13:00	*	*	*	*	*	*	*	*	*	*	*	*	*	*	*	*	*	*	*	*	*	*	*	*	*	*	*
15/01/1970	14:00	*	*	*	*	*	*	*	*	*	*	*	*	*	*	*	*	*	*	*	*	*	*	*	*	*	*	*
15/01/1970	15:00	*	*	*	*	*	*	*	*	*	*	*	*	*	*	*	*	*	*	*	*	*	*	*	*	*	*	*
15/01/1970	16:00	*	*	*	*	*	*	*	*	*	*	*	*	*	*	*	*	*	*	*	*	*	*	*	*	*	*	*
15/01/1970	17:00	*	*	*	*	*	*	*	*	*	*	*	*	*	*	*	*	*	*	*	*	*	*	*	*	*	*	*
15/01/1970	18:00	*	*	*	*	*	*	*	*	*	*	*	*	*	*	*	*	*	*	*	*	*	*	*	*	*	*	*
15/01/1970	19:00	*	*	*	*	*	*	*	*	*	*	*	*	*	*	*	*	*	*	*	*	*	*	*	*	*	*	*
15/01/1970	20:00	*	*	*	*	*	*	*	*	*	*	*	*	*	*	*	*	*	*	*	*	*	*	*	*	*	*	*
15/01/1970	21:00	*	*	*	*	*	*	*	*	*	*	*	*	*	*	*	*	*	*	*	*	*	*	*	*	*	*	*
15/01/1970	22:00	*	*	*	*	*	*	*	*	*	*	*	*	*	*	*	*	*	*	*	*	*	*	*	*	*	*	*
15/01/1970	23:00	*	*	*	*	*	*	*	*	*	*	*	*	*	*	*	*	*	*	*	*	*	*	*	*	*	*	*
24 Hr Summary		0	0	0	0	0	0	0	0	0	0	0	0	0	0	0	0	0	0	0	0	0	0	0	*	*	*	*

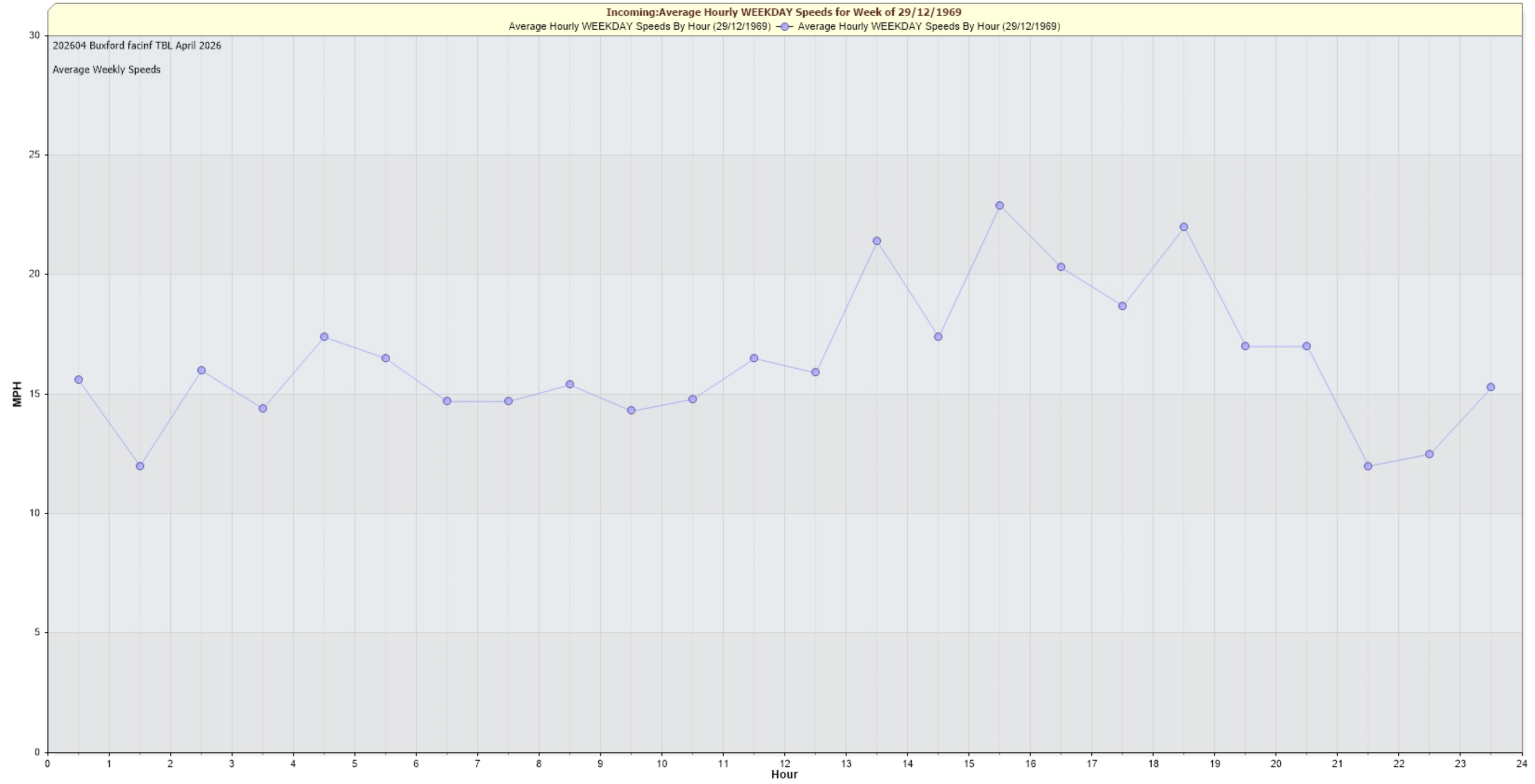
Incoming:Average Hourly Volume for Week of 29/12/1969  
Average Counts By Hour (29/12/1969) — Average Counts By Hour (29/12/1969)

202604 Buxford facinf TBL April 2026  
Average Weekly Volumes



Incoming:Average Hourly WEEKDAY Speeds for Week of 29/12/1969  
Average Hourly WEEKDAY Speeds By Hour (29/12/1969) — Average Hourly WEEKDAY Speeds By Hour (29/12/1969)

202604 Buxford facinf TBL April 2026  
Average Weekly Speeds

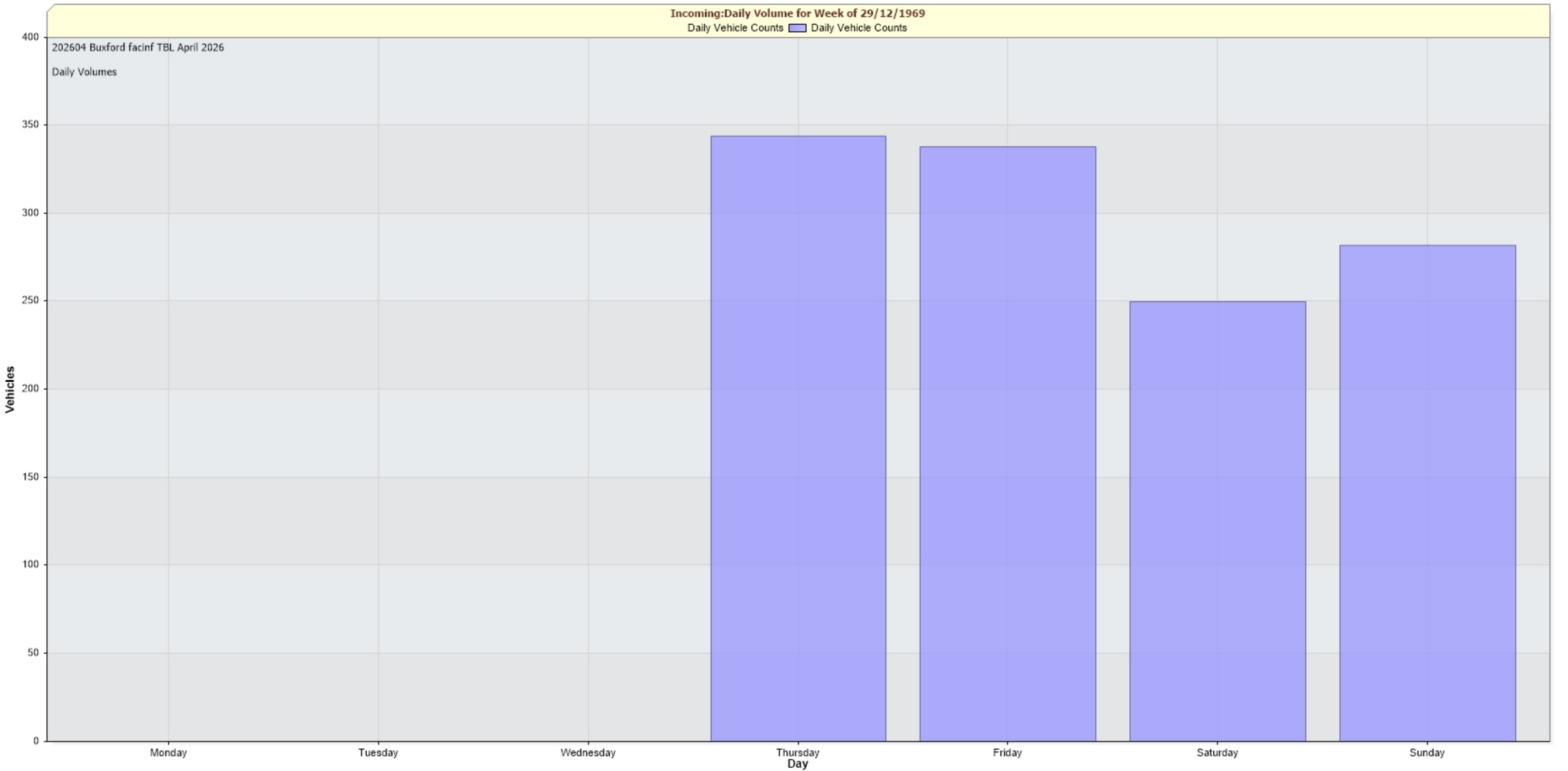


Incoming:Daily Volume for Week of 29/12/1969

Daily Vehicle Counts

202604 Buxford facinf TBL April 2026

Daily Volumes



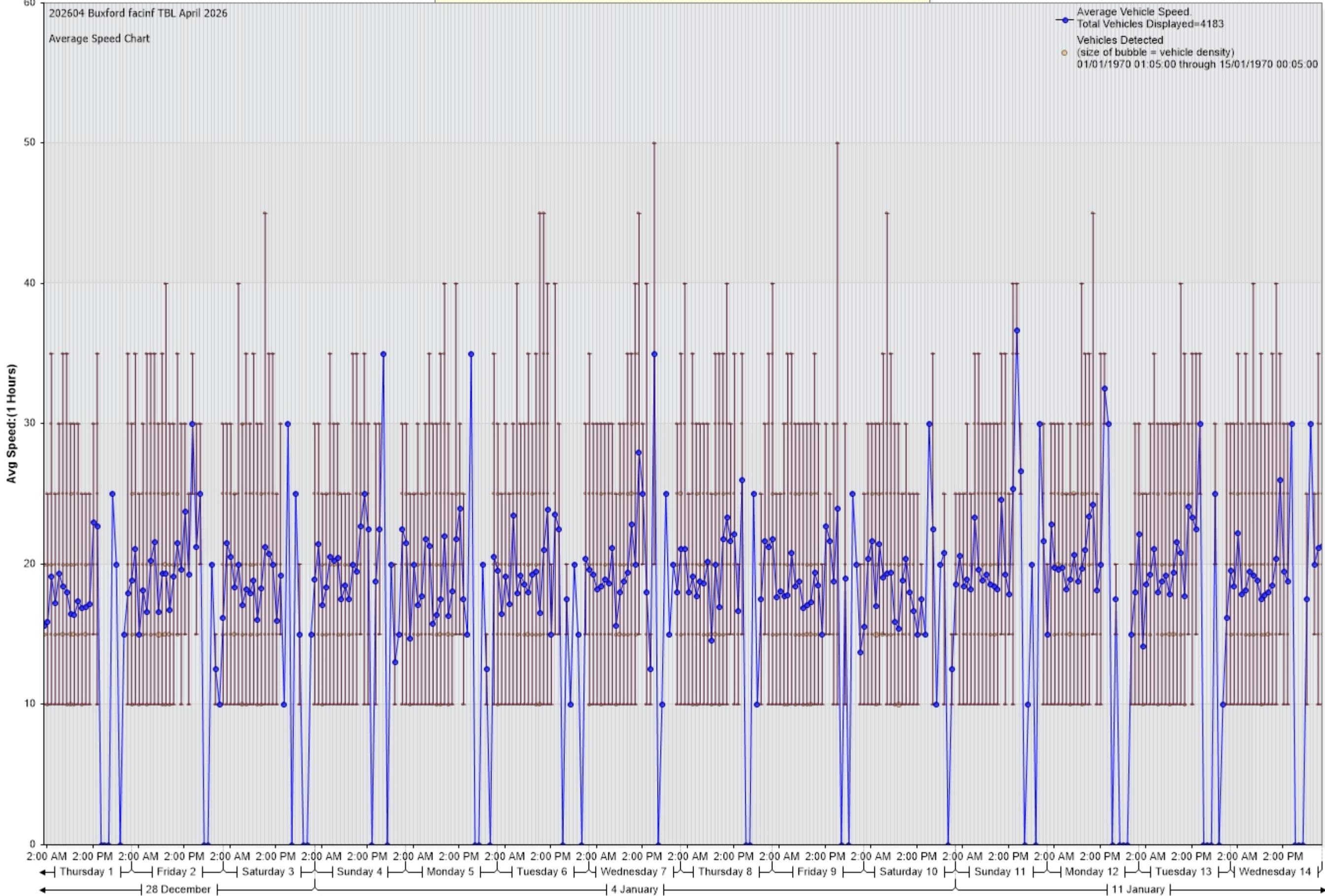
Zoom help

Average Vehicle Speed (MPH) vs. Time [202604 Buxford facinf TBL April 2026:Incoming]

202604 Buxford facinf TBL April 2026

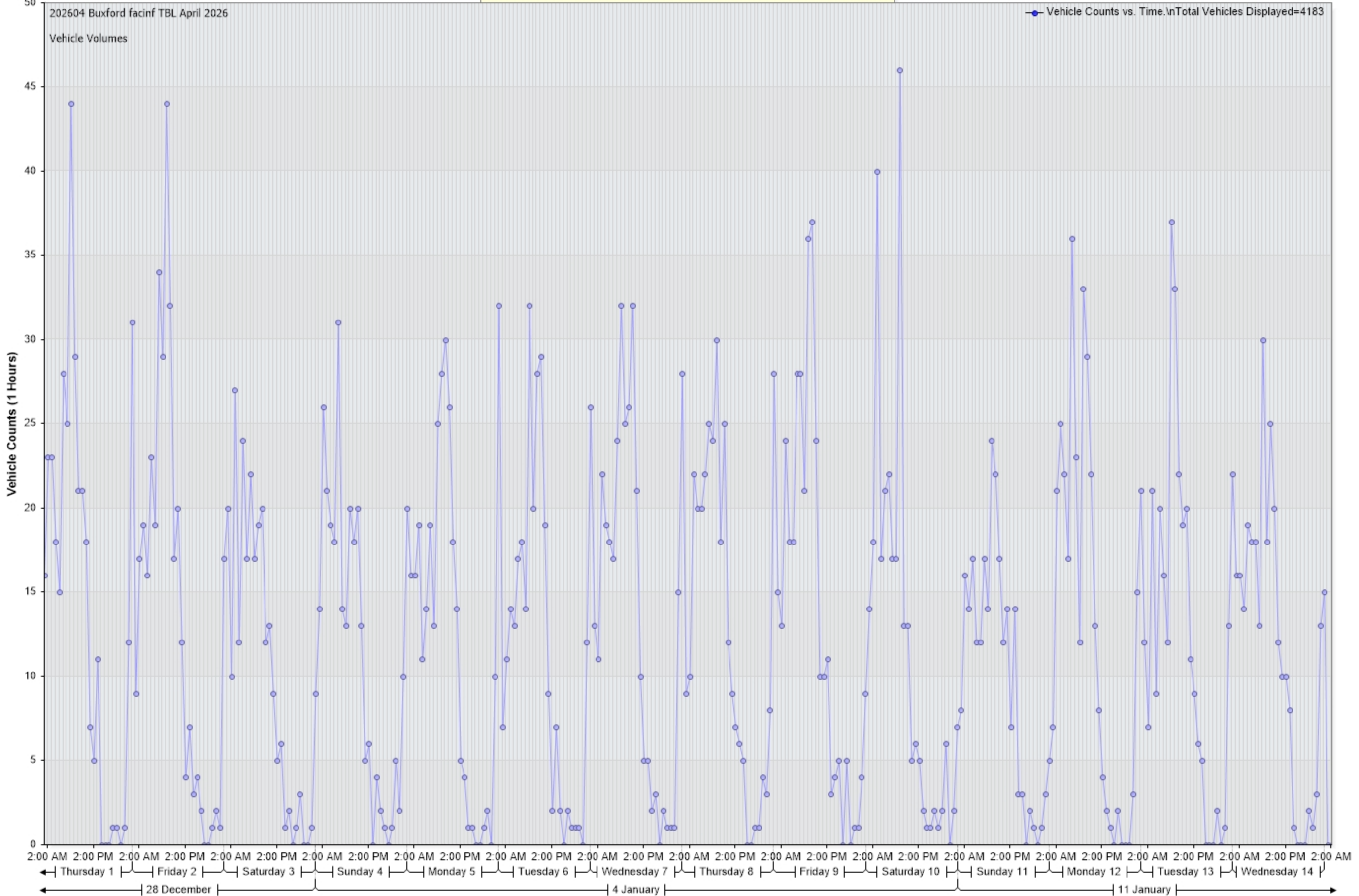
Average Speed Chart

- Average Vehicle Speed.
- Total Vehicles Displayed=4183
- Vehicles Detected (size of bubble = vehicle density)
- 01/01/1970 01:05:00 through 15/01/1970 00:05:00



202604 Buxford facinf TBL April 2026

Vehicle Volumes

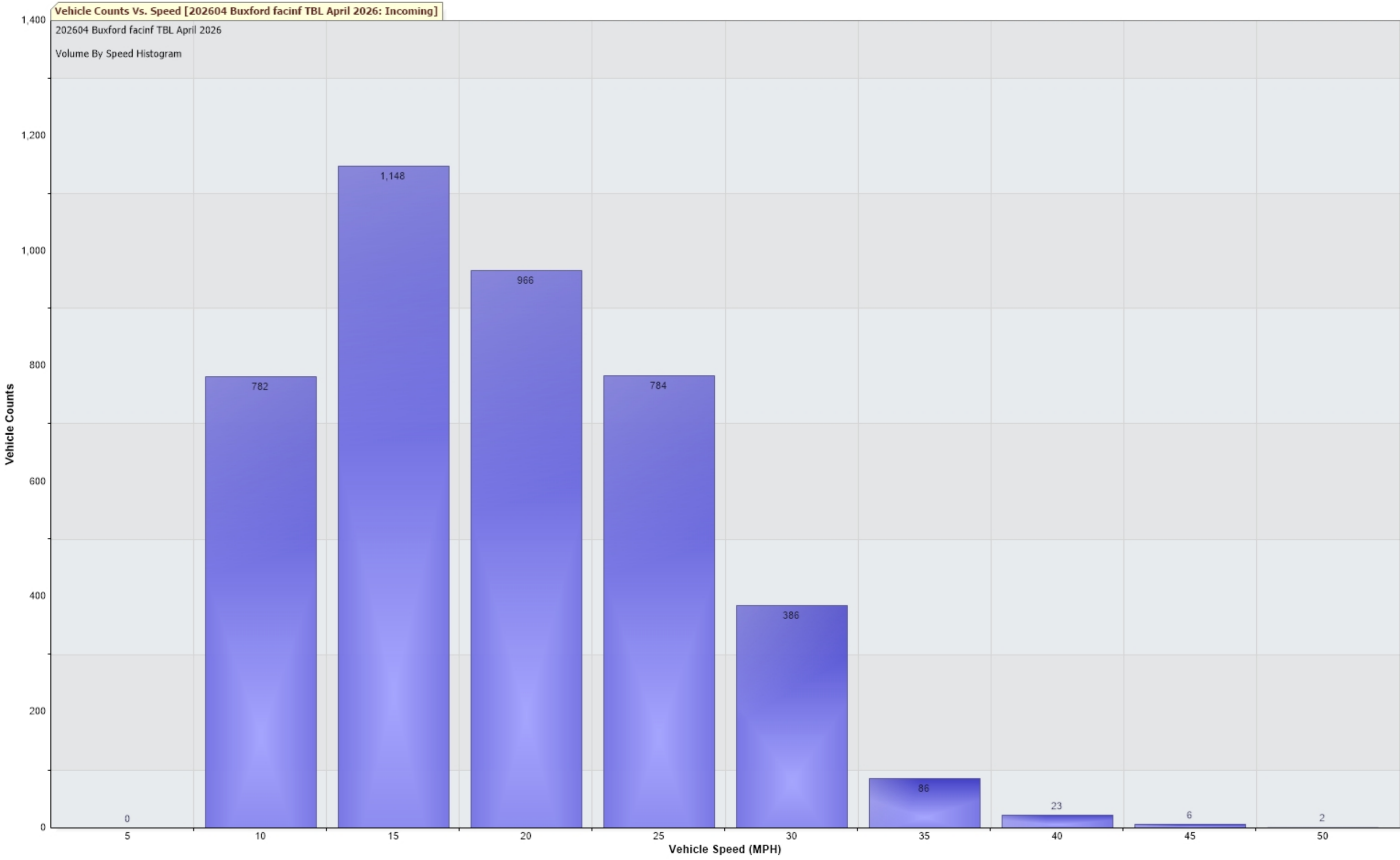


Vehicle Counts Vs. Speed [202604 Buxford facinf TBL April 2026: Incoming]

202604 Buxford facinf TBL April 2026

Volume By Speed Histogram

4,183 Counts



Percentile Counts Vs. Speed for [202604 Buxford facinf TBL April 2026: Incoming]

202604 Buxford facinf TBL April 2026  
85th Pct Speed=24.2 MPH  
Vehicles in data=4183  
01/01/1970 00:00:00 to 15/01/1970 00:59:59

