

For Project: TBL facing A28 April 2026

Project Notes:

Location/Name: Incoming

Report Generated: 21/04/2026 09:13:55

Speed Intervals: 5 MPH

Time Intervals: Instant

Traffic Report From: 23/03/2026 10:00:00 through 21/04/2026 09:59:59

85th Percentile Speed: 34.7 MPH

85th Percentile Vehicles: 19468

Max Speed: 65 MPH on 29/03/2026 21:25:00

Total Vehicles: 22904

AADT: 789

## Volumes - weekly counts

Time	5 Day	7 Day
Average Daily	2873	2813
AM Peak 08:00	287	231
PM Peak 15:00	372	322

## Speed

Speed Limit: 35

85th Percentile Speed: 34.7

50th Percentile Speed: 29.5

10 MPH Pace Interval: 25.0 MPH to 35.0 MPH

Average Speed: 29.43

	Monday	Tuesday	Wednesday	Thursday	Friday	Saturday	Sunday
Count over limit	351	447	430	432	387	500	421
% over limit	13.4	11.8	11.2	11.8	10.6	16.3	18.7
Avg Speeder	38.3	38.2	38.2	38.5	38.5	38.4	38.8
Avg Speed	29.6	29.2	29.2	29.2	28.7	30.1	30.7

Day/Time Ending	85th pctl (MPH)	85th pctl cnts	Total Cnts	Max Speed	Avg Speeder	% Speeders	Avg Speed
23/03/2026 11:00:00	36.8	87	102	45	37.7	22.5%	31
23/03/2026 12:00:00	34.9	152	179	50	38.3	14.0%	30.4
23/03/2026 13:00:00	34.9	168	198	45	38	14.6%	29.5
23/03/2026 14:00:00	34.9	139	164	60	39.2	14.6%	29.8
23/03/2026 15:00:00	34.9	204	240	45	37.6	14.6%	29.9
23/03/2026 16:00:00	33.6	339	399	45	38.1	6.3%	28.1
23/03/2026 17:00:00	34.3	283	333	50	38.4	10.5%	28.9
23/03/2026 18:00:00	34.6	281	331	50	38.4	12.4%	29.9
23/03/2026 19:00:00	34.9	203	239	45	38.1	14.6%	28.9
23/03/2026 20:00:00	34.7	148	174	50	38.2	12.6%	29.7
23/03/2026 21:00:00	36.2	87	102	50	38.6	18.6%	29.8
23/03/2026 22:00:00	34.3	60	71	45	38.8	11.3%	29.5
23/03/2026 23:00:00	38.9	33	39	50	39.4	33.3%	31.8
24/03/2026 00:00:00	39.3	18	21	45	38.6	42.9%	32.3
24/03/2026 01:00:00	43.8	8	9	45	40.8	66.7%	37
24/03/2026 02:00:00	35	1	1	35	0	0.0%	32
24/03/2026 03:00:00	40	4	5	45	40	40.0%	32
24/03/2026 04:00:00	40	5	6	45	40	33.3%	31.2
24/03/2026 05:00:00	40	8	9	45	39.2	33.3%	30.9
24/03/2026 06:00:00	41	23	27	45	40	37.0%	32.2
24/03/2026 07:00:00	38.1	60	70	45	38.5	28.6%	31.2
24/03/2026 08:00:00	35.4	181	213	50	38.7	16.0%	30.2
24/03/2026 09:00:00	33.1	292	344	40	37.5	5.5%	27.7
24/03/2026 10:00:00	34	249	293	40	37.5	7.5%	29.2
24/03/2026 11:00:00	35.2	168	198	50	38.1	15.7%	30
24/03/2026 12:00:00	34.9	160	188	45	37.9	14.4%	30
24/03/2026 13:00:00	35	178	209	50	38.3	14.8%	29.5
24/03/2026 14:00:00	35	186	219	50	38.6	15.1%	30
24/03/2026 15:00:00	34.9	202	238	45	37.8	14.3%	29.7
24/03/2026 16:00:00	33	335	394	50	38.6	4.6%	27.4
24/03/2026 17:00:00	33.8	341	401	45	37.7	6.7%	28.3
24/03/2026 18:00:00	35	275	324	45	38	14.8%	29.6
24/03/2026 19:00:00	34.2	196	231	45	38.1	10.4%	28.6
24/03/2026 20:00:00	34.2	125	147	45	37.9	9.5%	28.9
24/03/2026 21:00:00	34.6	102	120	45	37.8	12.5%	29.5
24/03/2026 22:00:00	34.7	58	68	45	38.6	13.2%	29.4
24/03/2026 23:00:00	36.2	42	50	45	38.5	20.0%	30.4
25/03/2026 00:00:00	40	20	23	45	39.4	34.8%	31.4
25/03/2026 01:00:00	37.5	10	12	50	40.8	25.0%	32.9
25/03/2026 02:00:00	0	0	0	0	0	0.0%	0
25/03/2026 03:00:00	35	2	2	35	0	0.0%	32
25/03/2026 04:00:00	38.3	8	9	40	37.5	33.3%	30.6
25/03/2026 05:00:00	38.8	8	9	40	37.5	44.4%	28.7
25/03/2026 06:00:00	38.8	20	24	45	39.6	29.2%	30.4
25/03/2026 07:00:00	37.8	54	63	45	38.1	28.6%	31.4
25/03/2026 08:00:00	34.5	180	212	50	38.9	11.8%	29.3
25/03/2026 09:00:00	33.2	299	352	40	37.5	5.4%	28.1

25/03/2026 10:00:00	34.1	231	272	40	37.5	9.2%	29.4
25/03/2026 11:00:00	34.3	162	190	40	37.5	9.5%	29.5
25/03/2026 12:00:00	34	168	198	40	37.5	8.1%	29.1
25/03/2026 13:00:00	34.7	174	205	50	38.2	13.2%	29.7
25/03/2026 14:00:00	34.9	175	206	50	39.2	14.6%	30.3
25/03/2026 15:00:00	35.9	207	244	45	38.3	18.0%	30.2
25/03/2026 16:00:00	33.1	353	415	40	37.5	5.3%	27
25/03/2026 17:00:00	34.8	301	354	45	37.9	13.3%	29.8
25/03/2026 18:00:00	34.3	282	332	55	38.5	10.5%	28.9
25/03/2026 19:00:00	34.5	249	293	55	38.2	11.6%	29
25/03/2026 20:00:00	34.2	150	177	45	37.8	10.2%	28.9
25/03/2026 21:00:00	33.8	98	115	45	38.1	7.8%	29.1
25/03/2026 22:00:00	34.7	79	93	50	39.6	12.9%	29.6
25/03/2026 23:00:00	36.2	40	47	45	38.1	19.1%	30.7
26/03/2026 00:00:00	38.3	16	19	50	40.5	26.3%	31.5
26/03/2026 01:00:00	40	8	9	45	38.5	55.6%	32
26/03/2026 02:00:00	35	4	5	40	37.5	20.0%	32
26/03/2026 03:00:00	40	5	6	45	39.2	50.0%	33.7
26/03/2026 04:00:00	35	3	4	40	37.5	25.0%	32
26/03/2026 05:00:00	35	5	6	45	42.5	16.7%	28
26/03/2026 06:00:00	38.8	22	26	45	39.6	26.9%	31.6
26/03/2026 07:00:00	38.3	49	58	45	40.2	22.4%	31.2
26/03/2026 08:00:00	34.2	181	213	45	38	8.9%	29.6
26/03/2026 09:00:00	33.9	273	321	50	38.2	7.2%	28.8
26/03/2026 10:00:00	34.9	252	296	45	38.2	13.9%	29.9
26/03/2026 11:00:00	35.2	153	180	50	38.9	15.6%	30
26/03/2026 12:00:00	36.2	154	181	50	38.1	19.3%	30.5
26/03/2026 13:00:00	35.5	144	169	50	39	16.0%	29.8
26/03/2026 14:00:00	35	157	185	45	38	15.1%	30
26/03/2026 15:00:00	34.3	212	249	45	37.7	9.2%	29.3
26/03/2026 16:00:00	32.4	298	350	45	37.8	4.3%	24.5
26/03/2026 17:00:00	34	329	387	50	38.8	7.2%	29.3
26/03/2026 18:00:00	34.3	266	313	45	38.6	9.9%	29.6
26/03/2026 19:00:00	34.9	178	210	40	37.5	14.3%	30
26/03/2026 20:00:00	34.5	155	182	55	39.3	12.1%	28.2
26/03/2026 21:00:00	34.9	105	124	50	38.3	14.5%	29.5
26/03/2026 22:00:00	35.7	87	102	50	38.7	16.7%	30.1
26/03/2026 23:00:00	34.8	43	51	50	41.8	13.7%	30.7
27/03/2026 00:00:00	38.3	26	31	45	39.2	29.0%	31.8
27/03/2026 01:00:00	38	17	20	45	38.3	30.0%	31.9
27/03/2026 02:00:00	50	2	2	50	47.5	50.0%	37
27/03/2026 03:00:00	40	6	7	45	39.2	42.9%	33
27/03/2026 04:00:00	35	3	4	45	42.5	25.0%	33.3
27/03/2026 05:00:00	42.5	8	9	45	40	44.4%	32.6
27/03/2026 06:00:00	40	18	21	50	40.4	33.3%	32.1
27/03/2026 07:00:00	37.9	54	63	45	38	30.2%	31.4
27/03/2026 08:00:00	35	139	164	45	38.3	15.2%	30
27/03/2026 09:00:00	33.4	259	305	50	38.1	5.9%	28.2

27/03/2026 10:00:00	34.2	254	299	50	38.4	9.7%	28.8
27/03/2026 11:00:00	34.7	158	186	45	38.1	13.4%	29.4
27/03/2026 12:00:00	34.8	145	171	45	38.8	13.5%	30
27/03/2026 13:00:00	34.6	195	229	55	39	11.8%	29.7
27/03/2026 14:00:00	34.4	203	239	45	38.5	10.9%	29.5
27/03/2026 15:00:00	34.4	198	233	50	38.3	10.3%	29.5
27/03/2026 16:00:00	29.3	260	306	40	37.5	1.0%	21.1
27/03/2026 17:00:00	33.7	323	380	45	37.7	6.8%	28.3
27/03/2026 18:00:00	34.6	246	290	45	37.8	12.8%	29.7
27/03/2026 19:00:00	34.3	199	234	50	38.8	10.3%	29.1
27/03/2026 20:00:00	34.2	132	155	50	38.1	10.3%	29.1
27/03/2026 21:00:00	34.5	114	134	45	38.8	11.9%	29.5
27/03/2026 22:00:00	34.2	82	96	45	38.8	8.3%	29.8
27/03/2026 23:00:00	36.5	65	76	50	39.6	18.4%	30.4
28/03/2026 00:00:00	34.6	32	38	45	38.5	13.2%	29.2
28/03/2026 01:00:00	37	17	20	40	37.5	25.0%	30.1
28/03/2026 02:00:00	30	3	4	35	0	0.0%	27
28/03/2026 03:00:00	35	2	2	35	0	0.0%	29.5
28/03/2026 04:00:00	40	7	8	45	40	25.0%	30.8
28/03/2026 05:00:00	35	8	9	40	37.5	11.1%	27
28/03/2026 06:00:00	36.7	11	13	40	37.5	23.1%	27.9
28/03/2026 07:00:00	38.8	31	36	45	38.9	30.6%	32.1
28/03/2026 08:00:00	37.3	71	84	50	39	23.8%	31.5
28/03/2026 09:00:00	36.2	109	128	45	38.8	18.0%	30.7
28/03/2026 10:00:00	37.2	170	200	45	38.2	24.0%	31
28/03/2026 11:00:00	35.9	210	247	50	38	17.8%	29.8
28/03/2026 12:00:00	35	228	268	50	38.4	14.9%	30.2
28/03/2026 13:00:00	35	238	280	50	39	15.0%	29.6
28/03/2026 14:00:00	35.6	199	234	55	38.4	16.7%	30.3
28/03/2026 15:00:00	34.7	223	262	45	38.1	12.6%	29.9
28/03/2026 16:00:00	35.2	189	222	45	38.1	15.3%	29.5
28/03/2026 17:00:00	34.9	167	197	55	38.4	14.7%	29.7
28/03/2026 18:00:00	34.9	179	211	45	38.2	14.2%	29.7
28/03/2026 19:00:00	35.2	141	166	45	38.5	15.7%	30.1
28/03/2026 20:00:00	35.7	127	149	50	38.5	16.8%	30
28/03/2026 21:00:00	34.3	94	111	45	38.8	10.8%	29
28/03/2026 22:00:00	34.7	86	101	50	38.3	12.9%	29.3
28/03/2026 23:00:00	36.2	64	75	45	38.2	18.7%	30.5
29/03/2026 00:00:00	34.7	42	49	40	37.5	12.2%	28.4
29/03/2026 01:00:00	37.5	24	28	50	38.9	25.0%	29.9
29/03/2026 02:00:00	40	14	16	45	39.2	37.5%	32.4
29/03/2026 03:00:00	40	9	11	45	40.8	27.3%	30.3
29/03/2026 04:00:00	41.7	8	10	45	41.3	40.0%	34.2
29/03/2026 05:00:00	40	6	7	45	40	28.6%	27.7
29/03/2026 06:00:00	38	20	24	55	40.4	29.2%	32.9
29/03/2026 07:00:00	37.8	34	40	45	38.4	27.5%	31.1
29/03/2026 08:00:00	36.5	55	65	45	38.7	20.0%	30.8
29/03/2026 09:00:00	38.6	92	108	50	39.6	26.9%	32.2





Incoming Weekly Counts  
TBL facing A28 April 2026

from Mon-Mar-23-2026-10-00-AM to Tue-Apr-21-2026-09-59-AM

	23/03/2026	to	29/03/2026							
	Monday	Tuesday	Wednesday	Thursday	Friday	Saturday	Sunday	Week	Weekend	Week Day 85%
Hour	23/03/2026	24/03/2026	25/03/2026	26/03/2026	27/03/2026	28/03/2026	29/03/2026	Day Avg	Avg	Avg Speed
0 - 1	*	9	12	9	20	20	28	12.5	24	39.83
1 - 2	*	1	0	5	2	4	16	2	10	40
2 - 3	*	5	2	6	7	2	11	5	6.5	38.75
3 - 4	*	6	9	4	4	8	10	5.75	9	37.08
4 - 5	*	9	9	6	9	9	7	8.25	8	39.08
5 - 6	*	27	24	26	21	13	24	24.5	18.5	39.65
6 - 7	*	70	63	58	63	36	40	63.5	38	38.02
7 - 8	*	213	212	213	164	84	65	200.5	74.5	34.78
8 - 9	*	344	352	321	305	128	108	330.5	118	33.4
9 - 10	*	293	272	296	299	200	164	290	182	34.3
10 - 11	102	198	190	180	186	247	197	171.2	222	35.24
11 - 12	179	188	198	181	171	268	207	183.4	237.5	34.96
12 - 13	198	209	205	169	229	280	227	202	253.5	34.94
13 - 14	164	219	206	185	239	234	190	202.6	212	34.84
14 - 15	240	238	244	249	233	262	184	240.8	223	34.88
15 - 16	399	394	415	350	306	222	172	372.8	197	32.28
16 - 17	333	401	354	387	380	197	119	371	158	34.12
17 - 18	331	324	332	313	290	211	138	318	174.5	34.56
18 - 19	239	231	293	210	234	166	134	241.4	150	34.56
19 - 20	174	147	177	182	155	149	92	167	120.5	34.36
20 - 21	102	120	115	124	134	111	54	119	82.5	34.8
21 - 22	71	68	93	102	96	101	39	86	70	34.72
22 - 23	39	50	47	51	76	75	21	52.6	48	36.52
23 - 24	21	23	19	31	38	49	7	26.4	28	38.1
Totals	2592	3787	3843	3658	3661	3076	2254			
% of Total	11.33%	16.56%	16.8%	15.99%	16.01%	13.45%	9.86%			

Incoming Weekly Counts  
TBL facing A28 April 2026

from Mon-Mar-23-2026-10-00-AM to Tue-Apr-21-2026-09-59-AM

	30/03/2026	to	05/04/2026							
	Monday	Tuesday	Wednesday	Thursday	Friday	Saturday	Sunday	Week	Weekend	Week Day 85%
Hour	30/03/2026	31/03/2026	01/04/2026	02/04/2026	03/04/2026	04/04/2026	05/04/2026	Day Avg	Avg	Avg Speed
0 - 1	1	0	0	0	0	0	0	0.2	0	25
1 - 2	4	0	0	0	0	0	0	0.8	0	37.5
2 - 3	2	0	0	0	0	0	0	0.4	0	30
3 - 4	5	0	0	0	0	0	0	1	0	37.5
4 - 5	16	0	0	0	0	0	0	3.2	0	37.5
5 - 6	5	0	0	0	0	0	0	1	0	35
6 - 7	0	0	0	0	0	0	0	0	0	0
7 - 8	0	0	0	0	0	0	0	0	0	0
8 - 9	0	0	0	0	0	0	0	0	0	0
9 - 10	0	0	0	0	0	0	0	0	0	0
10 - 11	0	0	0	0	0	0	0	0	0	0
11 - 12	0	0	0	0	0	0	0	0	0	0
12 - 13	0	0	0	0	0	0	0	0	0	0
13 - 14	0	0	0	0	0	0	0	0	0	0
14 - 15	0	0	0	0	0	0	0	0	0	0
15 - 16	0	0	0	0	0	0	0	0	0	0
16 - 17	0	0	0	0	0	0	0	0	0	0
17 - 18	0	0	0	0	0	0	0	0	0	0
18 - 19	0	0	0	0	0	0	0	0	0	0
19 - 20	0	0	0	0	0	0	0	0	0	0
20 - 21	0	0	0	0	0	0	0	0	0	0
21 - 22	0	0	0	0	0	0	0	0	0	0
22 - 23	0	0	0	0	0	0	0	0	0	0
23 - 24	0	0	0	0	0	0	0	0	0	0
Totals	33	0	0	0	0	0	0			
% of Total	100%	0%	0%	0%	0%	0%	0%			

Incoming Weekly Counts  
TBL facing A28 April 2026

from Mon-Mar-23-2026-10-00-AM to Tue-Apr-21-2026-09-59-AM

	06/04/2026	to	12/04/2026							
	Monday	Tuesday	Wednesday	Thursday	Friday	Saturday	Sunday	Week	Weekend	Week Day 85%
Hour	06/04/2026	07/04/2026	08/04/2026	09/04/2026	10/04/2026	11/04/2026	12/04/2026	Day Avg	Avg	Avg Speed
0 - 1	0	0	0	0	0	0	0	0	0	0
1 - 2	0	0	0	0	0	0	0	0	0	0
2 - 3	0	0	0	0	0	0	0	0	0	0
3 - 4	0	0	0	0	0	0	0	0	0	0
4 - 5	0	0	0	0	0	0	0	0	0	0
5 - 6	0	0	0	0	0	0	0	0	0	0
6 - 7	0	0	0	0	0	0	0	0	0	0
7 - 8	0	0	0	0	0	0	0	0	0	0
8 - 9	0	0	0	0	0	0	0	0	0	0
9 - 10	0	0	0	0	0	0	0	0	0	0
10 - 11	0	0	0	0	0	0	0	0	0	0
11 - 12	0	0	0	0	0	0	0	0	0	0
12 - 13	0	0	0	0	0	0	0	0	0	0
13 - 14	0	0	0	0	0	0	0	0	0	0
14 - 15	0	0	0	0	0	0	0	0	0	0
15 - 16	0	0	0	0	0	0	0	0	0	0
16 - 17	0	0	0	0	0	0	0	0	0	0
17 - 18	0	0	0	0	0	0	0	0	0	0
18 - 19	0	0	0	0	0	0	0	0	0	0
19 - 20	0	0	0	0	0	0	0	0	0	0
20 - 21	0	0	0	0	0	0	0	0	0	0
21 - 22	0	0	0	0	0	0	0	0	0	0
22 - 23	0	0	0	0	0	0	0	0	0	0
23 - 24	0	0	0	0	0	0	0	0	0	0
Totals	0	0	0	0	0	0	0			
% of Total	0%	0%	0%	0%	0%	0%	0%			

Incoming Weekly Counts  
TBL facing A28 April 2026

from Mon-Mar-23-2026-10-00-AM to Tue-Apr-21-2026-09-59-AM

	13/04/2026	to	19/04/2026							
	Monday	Tuesday	Wednesday	Thursday	Friday	Saturday	Sunday	Week	Weekend	Week Day 85%
Hour	13/04/2026	14/04/2026	15/04/2026	16/04/2026	17/04/2026	18/04/2026	19/04/2026	Day Avg	Avg	Avg Speed
0 - 1	0	0	0	0	0	0	0	0	0	0
1 - 2	0	0	0	0	0	0	0	0	0	0
2 - 3	0	0	0	0	0	0	0	0	0	0
3 - 4	0	0	0	0	0	0	0	0	0	0
4 - 5	0	0	0	0	0	0	0	0	0	0
5 - 6	0	0	0	0	0	0	0	0	0	0
6 - 7	0	0	0	0	0	0	0	0	0	0
7 - 8	0	0	0	0	0	0	0	0	0	0
8 - 9	0	0	0	0	0	0	0	0	0	0
9 - 10	0	0	0	0	0	0	0	0	0	0
10 - 11	0	0	0	0	0	0	0	0	0	0
11 - 12	0	0	0	0	0	0	0	0	0	0
12 - 13	0	0	0	0	0	0	0	0	0	0
13 - 14	0	0	0	0	0	0	0	0	0	0
14 - 15	0	0	0	0	0	0	0	0	0	0
15 - 16	0	0	0	0	0	0	0	0	0	0
16 - 17	0	0	0	0	0	0	0	0	0	0
17 - 18	0	0	0	0	0	0	0	0	0	0
18 - 19	0	0	0	0	0	0	0	0	0	0
19 - 20	0	0	0	0	0	0	0	0	0	0
20 - 21	0	0	0	0	0	0	0	0	0	0
21 - 22	0	0	0	0	0	0	0	0	0	0
22 - 23	0	0	0	0	0	0	0	0	0	0
23 - 24	0	0	0	0	0	0	0	0	0	0
Totals	0	0	0	0	0	0	0			
% of Total	0%	0%	0%	0%	0%	0%	0%			

Incoming Weekly Counts  
 TBL facing A28 April 2026

from Mon-Mar-23-2026-10-00-AM to Tue-Apr-21-2026-09-59-AM

	20/04/2026	to	26/04/2026							
	Monday	Tuesday	Wednesday	Thursday	Friday	Saturday	Sunday	Week	Weekend	Week Day 85%
Hour	20/04/2026	21/04/2026	22/04/2026	23/04/2026	24/04/2026	25/04/2026	26/04/2026	Day Avg	Avg	Avg Speed
0 - 1	0	0	*	*	*	*	*	0	0	0
1 - 2	0	0	*	*	*	*	*	0	0	0
2 - 3	0	0	*	*	*	*	*	0	0	0
3 - 4	0	0	*	*	*	*	*	0	0	0
4 - 5	0	0	*	*	*	*	*	0	0	0
5 - 6	0	0	*	*	*	*	*	0	0	0
6 - 7	0	0	*	*	*	*	*	0	0	0
7 - 8	0	0	*	*	*	*	*	0	0	0
8 - 9	0	0	*	*	*	*	*	0	0	0
9 - 10	0	0	*	*	*	*	*	0	0	0
10 - 11	0	*	*	*	*	*	*	0	0	0
11 - 12	0	*	*	*	*	*	*	0	0	0
12 - 13	0	*	*	*	*	*	*	0	0	0
13 - 14	0	*	*	*	*	*	*	0	0	0
14 - 15	0	*	*	*	*	*	*	0	0	0
15 - 16	0	*	*	*	*	*	*	0	0	0
16 - 17	0	*	*	*	*	*	*	0	0	0
17 - 18	0	*	*	*	*	*	*	0	0	0
18 - 19	0	*	*	*	*	*	*	0	0	0
19 - 20	0	*	*	*	*	*	*	0	0	0
20 - 21	0	*	*	*	*	*	*	0	0	0
21 - 22	0	*	*	*	*	*	*	0	0	0
22 - 23	0	*	*	*	*	*	*	0	0	0
23 - 24	0	*	*	*	*	*	*	0	0	0
Totals	0	0	0	0	0	0	0			
% of Total	0%	0%	0%	0%	0%	0%	0%			

Incoming Monthly Counts  
TBL facing A28 April 2026

from Mon-Mar-23-2026-10-00-AM to Tue-Apr-21-2026-09-59-AM

Hour	Mar 2026							Week Day Avg	Weekend Avg	Week Day 85% Avg Speed
	Monday	Tuesday	Wednesday	Thursday	Friday	Saturday	Sunday			
0 - 1	1	9	12	9	20	20	28	10.2	24	36.86
1 - 2	4	1	0	5	2	4	16	2.4	10	39.38
2 - 3	2	5	2	6	7	2	11	4.4	6.5	37
3 - 4	5	6	9	4	4	8	10	5.6	9	37.16
4 - 5	16	9	9	6	9	9	7	9.8	8	38.76
5 - 6	5	27	24	26	21	13	24	20.6	18.5	38.72
6 - 7	0	70	63	58	63	36	40	50.8	38	38.02
7 - 8	0	213	212	213	164	84	65	160.4	74.5	34.78
8 - 9	0	344	352	321	305	128	108	264.4	118	33.4
9 - 10	0	293	272	296	299	200	164	232	182	34.3
10 - 11	102	198	190	180	186	247	197	171.2	222	35.24
11 - 12	179	188	198	181	171	268	207	183.4	237.5	34.96
12 - 13	198	209	205	169	229	280	227	202	253.5	34.94
13 - 14	164	219	206	185	239	234	190	202.6	212	34.84
14 - 15	240	238	244	249	233	262	184	240.8	223	34.88
15 - 16	399	394	415	350	306	222	172	372.8	197	32.28
16 - 17	333	401	354	387	380	197	119	371	158	34.12
17 - 18	331	324	332	313	290	211	138	318	174.5	34.56
18 - 19	239	231	293	210	234	166	134	241.4	150	34.56
19 - 20	174	147	177	182	155	149	92	167	120.5	34.36
20 - 21	102	120	115	124	134	111	54	119	82.5	34.8
21 - 22	71	68	93	102	96	101	39	86	70	34.72
22 - 23	39	50	47	51	76	75	21	52.6	48	36.52
23 - 24	21	23	19	31	38	49	7	26.4	28	38.1
Totals	2625	3787	3843	3658	3661	3076	2254			
% of Total	11.46%	16.53%	16.78%	15.97%	15.98%	13.43%	9.84%			

Hour	Apr 2026							Week Day Avg	Weekend Avg	Week Day 85% Avg Speed
	Monday	Tuesday	Wednesday	Thursday	Friday	Saturday	Sunday			
0 - 1	0	0	0	0	0	0	0	0	0	0
1 - 2	0	0	0	0	0	0	0	0	0	0
2 - 3	0	0	0	0	0	0	0	0	0	0
3 - 4	0	0	0	0	0	0	0	0	0	0
4 - 5	0	0	0	0	0	0	0	0	0	0
5 - 6	0	0	0	0	0	0	0	0	0	0
6 - 7	0	0	0	0	0	0	0	0	0	0
7 - 8	0	0	0	0	0	0	0	0	0	0
8 - 9	0	0	0	0	0	0	0	0	0	0
9 - 10	0	0	0	0	0	0	0	0	0	0
10 - 11	0	0	0	0	0	0	0	0	0	0
11 - 12	0	0	0	0	0	0	0	0	0	0
12 - 13	0	0	0	0	0	0	0	0	0	0
13 - 14	0	0	0	0	0	0	0	0	0	0
14 - 15	0	0	0	0	0	0	0	0	0	0
15 - 16	0	0	0	0	0	0	0	0	0	0
16 - 17	0	0	0	0	0	0	0	0	0	0
17 - 18	0	0	0	0	0	0	0	0	0	0
18 - 19	0	0	0	0	0	0	0	0	0	0
19 - 20	0	0	0	0	0	0	0	0	0	0
20 - 21	0	0	0	0	0	0	0	0	0	0
21 - 22	0	0	0	0	0	0	0	0	0	0
22 - 23	0	0	0	0	0	0	0	0	0	0
23 - 24	0	0	0	0	0	0	0	0	0	0
Totals	0	0	0	0	0	0	0			
% of Total	0%	0%	0%	0%	0%	0%	0%			

Incoming Weekly Speeds  
TBL facing A28 April 2026

from Mon-Mar-23-2026-10-00-AM to Tue-Apr-21-2026-09-59-AM

	23/03/2026	to	29/03/2026							
	Monday	Tuesday	Wednesday	Thursday	Friday	Saturday	Sunday	Week	Weekend	Week Day 85%
Hour	23/03/2026	24/03/2026	25/03/2026	26/03/2026	27/03/2026	28/03/2026	29/03/2026	Day Avg	Avg	Avg Speed
0 - 1	*	37	32.92	32	31.9	30.15	29.89	33.08	30	39.83
1 - 2	*	32	0	32	37	27	32.44	33.25	31.35	40
2 - 3	*	32	32	33.67	33	29.5	30.27	32.85	30.15	38.75
3 - 4	*	31.17	30.56	32	33.25	30.75	34.2	31.43	32.67	37.08
4 - 5	*	30.89	28.67	28	32.56	27	27.71	30.21	27.31	39.08
5 - 6	*	32.19	30.42	31.58	32.14	27.92	32.88	31.58	31.14	39.65
6 - 7	*	31.17	31.41	31.22	31.44	32.08	31.1	31.31	31.57	38.02
7 - 8	*	30.18	29.25	29.58	29.97	31.51	30.78	29.73	31.19	34.78
8 - 9	*	27.75	28.13	28.75	28.24	30.74	32.24	28.21	31.43	33.4
9 - 10	*	29.25	29.37	29.9	28.84	30.98	30.57	29.34	30.79	34.3
10 - 11	31.02	30.01	29.47	29.96	29.36	29.84	30.22	29.86	30.01	35.24
11 - 12	30.39	30.04	29.1	30.49	29.99	30.18	30.55	29.99	30.34	34.96
12 - 13	29.54	29.53	29.7	29.8	29.67	29.61	30.34	29.64	29.94	34.94
13 - 14	29.8	29.97	30.26	30.01	29.53	30.26	29.78	29.91	30.05	34.84
14 - 15	29.91	29.73	30.24	29.31	29.46	29.94	30.25	29.73	30.07	34.88
15 - 16	28.09	27.45	26.98	24.5	21.09	29.47	30.28	25.88	29.82	32.28
16 - 17	28.94	28.33	29.8	29.26	28.31	29.69	30.37	28.91	29.94	34.12
17 - 18	29.92	29.55	28.9	29.59	29.68	29.67	31.8	29.52	30.51	34.56
18 - 19	28.87	28.58	28.99	29.98	29.08	30.08	30.71	29.08	30.36	34.56
19 - 20	29.67	28.89	28.92	28.23	29.08	29.99	29.29	28.95	29.72	34.36
20 - 21	29.78	29.53	29.09	29.52	29.49	29.03	30.15	29.48	29.39	34.8
21 - 22	29.48	29.38	29.58	30.1	29.84	29.27	31.62	29.71	29.92	34.72
22 - 23	31.79	30.42	30.68	30.69	30.45	30.49	30.05	30.73	30.4	36.52
23 - 24	32.33	31.43	31.47	31.81	29.21	28.37	31.43	31.03	28.75	38.1
Totals	29.5	29.1	29.1	29.2	28.6	30	30.6			
% of Total	14.31%	14.12%	14.12%	14.17%	13.88%	14.56%	14.85%			

Incoming Weekly Speeds  
TBL facing A28 April 2026

from Mon-Mar-23-2026-10-00-AM to Tue-Apr-21-2026-09-59-AM

	30/03/2026	to	05/04/2026							
	Monday	Tuesday	Wednesday	Thursday	Friday	Saturday	Sunday	Week	Weekend	Week Day 85%
Hour	30/03/2026	31/03/2026	01/04/2026	02/04/2026	03/04/2026	04/04/2026	05/04/2026	Day Avg	Avg	Avg Speed
0 - 1	22	0	0	0	0	0	0	22	0	25
1 - 2	30.75	0	0	0	0	0	0	30.75	0	37.5
2 - 3	27	0	0	0	0	0	0	27	0	30
3 - 4	31.2	0	0	0	0	0	0	31.2	0	37.5
4 - 5	30.31	0	0	0	0	0	0	30.31	0	37.5
5 - 6	32.2	0	0	0	0	0	0	32.2	0	35
6 - 7	0	0	0	0	0	0	0	0	0	0
7 - 8	0	0	0	0	0	0	0	0	0	0
8 - 9	0	0	0	0	0	0	0	0	0	0
9 - 10	0	0	0	0	0	0	0	0	0	0
10 - 11	0	0	0	0	0	0	0	0	0	0
11 - 12	0	0	0	0	0	0	0	0	0	0
12 - 13	0	0	0	0	0	0	0	0	0	0
13 - 14	0	0	0	0	0	0	0	0	0	0
14 - 15	0	0	0	0	0	0	0	0	0	0
15 - 16	0	0	0	0	0	0	0	0	0	0
16 - 17	0	0	0	0	0	0	0	0	0	0
17 - 18	0	0	0	0	0	0	0	0	0	0
18 - 19	0	0	0	0	0	0	0	0	0	0
19 - 20	0	0	0	0	0	0	0	0	0	0
20 - 21	0	0	0	0	0	0	0	0	0	0
21 - 22	0	0	0	0	0	0	0	0	0	0
22 - 23	0	0	0	0	0	0	0	0	0	0
23 - 24	0	0	0	0	0	0	0	0	0	0
Totals	30.3	0	0	0	0	0	0			
% of Total	100%	0%	0%	0%	0%	0%	0%			

Incoming Weekly Speeds  
TBL facing A28 April 2026

from Mon-Mar-23-2026-10-00-AM to Tue-Apr-21-2026-09-59-AM

	06/04/2026	to	12/04/2026							
	Monday	Tuesday	Wednesday	Thursday	Friday	Saturday	Sunday	Week	Weekend	Week Day 85%
Hour	06/04/2026	07/04/2026	08/04/2026	09/04/2026	10/04/2026	11/04/2026	12/04/2026	Day Avg	Avg	Avg Speed
0 - 1	0	0	0	0	0	0	0	0	0	0
1 - 2	0	0	0	0	0	0	0	0	0	0
2 - 3	0	0	0	0	0	0	0	0	0	0
3 - 4	0	0	0	0	0	0	0	0	0	0
4 - 5	0	0	0	0	0	0	0	0	0	0
5 - 6	0	0	0	0	0	0	0	0	0	0
6 - 7	0	0	0	0	0	0	0	0	0	0
7 - 8	0	0	0	0	0	0	0	0	0	0
8 - 9	0	0	0	0	0	0	0	0	0	0
9 - 10	0	0	0	0	0	0	0	0	0	0
10 - 11	0	0	0	0	0	0	0	0	0	0
11 - 12	0	0	0	0	0	0	0	0	0	0
12 - 13	0	0	0	0	0	0	0	0	0	0
13 - 14	0	0	0	0	0	0	0	0	0	0
14 - 15	0	0	0	0	0	0	0	0	0	0
15 - 16	0	0	0	0	0	0	0	0	0	0
16 - 17	0	0	0	0	0	0	0	0	0	0
17 - 18	0	0	0	0	0	0	0	0	0	0
18 - 19	0	0	0	0	0	0	0	0	0	0
19 - 20	0	0	0	0	0	0	0	0	0	0
20 - 21	0	0	0	0	0	0	0	0	0	0
21 - 22	0	0	0	0	0	0	0	0	0	0
22 - 23	0	0	0	0	0	0	0	0	0	0
23 - 24	0	0	0	0	0	0	0	0	0	0
Totals	0	0	0	0	0	0	0			
% of Total	0%	0%	0%	0%	0%	0%	0%			

Incoming Weekly Speeds  
TBL facing A28 April 2026

from Mon-Mar-23-2026-10-00-AM to Tue-Apr-21-2026-09-59-AM

	13/04/2026	to	19/04/2026							
	Monday	Tuesday	Wednesday	Thursday	Friday	Saturday	Sunday	Week	Weekend	Week Day 85%
Hour	13/04/2026	14/04/2026	15/04/2026	16/04/2026	17/04/2026	18/04/2026	19/04/2026	Day Avg	Avg	Avg Speed
0 - 1	0	0	0	0	0	0	0	0	0	0
1 - 2	0	0	0	0	0	0	0	0	0	0
2 - 3	0	0	0	0	0	0	0	0	0	0
3 - 4	0	0	0	0	0	0	0	0	0	0
4 - 5	0	0	0	0	0	0	0	0	0	0
5 - 6	0	0	0	0	0	0	0	0	0	0
6 - 7	0	0	0	0	0	0	0	0	0	0
7 - 8	0	0	0	0	0	0	0	0	0	0
8 - 9	0	0	0	0	0	0	0	0	0	0
9 - 10	0	0	0	0	0	0	0	0	0	0
10 - 11	0	0	0	0	0	0	0	0	0	0
11 - 12	0	0	0	0	0	0	0	0	0	0
12 - 13	0	0	0	0	0	0	0	0	0	0
13 - 14	0	0	0	0	0	0	0	0	0	0
14 - 15	0	0	0	0	0	0	0	0	0	0
15 - 16	0	0	0	0	0	0	0	0	0	0
16 - 17	0	0	0	0	0	0	0	0	0	0
17 - 18	0	0	0	0	0	0	0	0	0	0
18 - 19	0	0	0	0	0	0	0	0	0	0
19 - 20	0	0	0	0	0	0	0	0	0	0
20 - 21	0	0	0	0	0	0	0	0	0	0
21 - 22	0	0	0	0	0	0	0	0	0	0
22 - 23	0	0	0	0	0	0	0	0	0	0
23 - 24	0	0	0	0	0	0	0	0	0	0
Totals	0	0	0	0	0	0	0			
% of Total	0%	0%	0%	0%	0%	0%	0%			

Incoming Weekly Speeds  
TBL facing A28 April 2026

from Mon-Mar-23-2026-10-00-AM to Tue-Apr-21-2026-09-59-AM

	20/04/2026	to	26/04/2026							
	Monday	Tuesday	Wednesday	Thursday	Friday	Saturday	Sunday	Week	Weekend	Week Day 85%
Hour	20/04/2026	21/04/2026	22/04/2026	23/04/2026	24/04/2026	25/04/2026	26/04/2026	Day Avg	Avg	Avg Speed
0 - 1	0	0	*	*	*	*	*	*	*	0
1 - 2	0	0	*	*	*	*	*	*	*	0
2 - 3	0	0	*	*	*	*	*	*	*	0
3 - 4	0	0	*	*	*	*	*	*	*	0
4 - 5	0	0	*	*	*	*	*	*	*	0
5 - 6	0	0	*	*	*	*	*	*	*	0
6 - 7	0	0	*	*	*	*	*	*	*	0
7 - 8	0	0	*	*	*	*	*	*	*	0
8 - 9	0	0	*	*	*	*	*	*	*	0
9 - 10	0	0	*	*	*	*	*	*	*	0
10 - 11	0	*	*	*	*	*	*	*	*	0
11 - 12	0	*	*	*	*	*	*	*	*	0
12 - 13	0	*	*	*	*	*	*	*	*	0
13 - 14	0	*	*	*	*	*	*	*	*	0
14 - 15	0	*	*	*	*	*	*	*	*	0
15 - 16	0	*	*	*	*	*	*	*	*	0
16 - 17	0	*	*	*	*	*	*	*	*	0
17 - 18	0	*	*	*	*	*	*	*	*	0
18 - 19	0	*	*	*	*	*	*	*	*	0
19 - 20	0	*	*	*	*	*	*	*	*	0
20 - 21	0	*	*	*	*	*	*	*	*	0
21 - 22	0	*	*	*	*	*	*	*	*	0
22 - 23	0	*	*	*	*	*	*	*	*	0
23 - 24	0	*	*	*	*	*	*	*	*	0
Totals	0	0	0	0	0	0	0			
% of Total	0%	0%	0%	0%	0%	0%	0%			

Incoming Monthly Speeds  
TBL facing A28 April 2026

from Mon-Mar-23-2026-10-00-AM to Tue-Apr-21-2026-09-59-AM

Hour	Mar 2026							Week Day Avg	Weekend Avg	Week Day 85% Avg Speed
	Monday	Tuesday	Wednesday	Thursday	Friday	Saturday	Sunday			
0 - 1	22	37	32.92	32	31.9	30.15	29.89	32.86	30	36.86
1 - 2	30.75	32	0	32	37	27	32.44	32.42	31.35	39.38
2 - 3	27	32	32	33.67	33	29.5	30.27	32.32	30.15	37
3 - 4	31.2	31.17	30.56	32	33.25	30.75	34.2	31.39	32.67	37.16
4 - 5	30.31	30.89	28.67	28	32.56	27	27.71	30.24	27.31	38.76
5 - 6	32.2	32.19	30.42	31.58	32.14	27.92	32.88	31.61	31.14	38.72
6 - 7	0	31.17	31.41	31.22	31.44	32.08	31.1	31.31	31.57	38.02
7 - 8	0	30.18	29.25	29.58	29.97	31.51	30.78	29.73	31.19	34.78
8 - 9	0	27.75	28.13	28.75	28.24	30.74	32.24	28.21	31.43	33.4
9 - 10	0	29.25	29.37	29.9	28.84	30.98	30.57	29.34	30.79	34.3
10 - 11	31.02	30.01	29.47	29.96	29.36	29.84	30.22	29.86	30.01	35.24
11 - 12	30.39	30.04	29.1	30.49	29.99	30.18	30.55	29.99	30.34	34.96
12 - 13	29.54	29.53	29.7	29.8	29.67	29.61	30.34	29.64	29.94	34.94
13 - 14	29.8	29.97	30.26	30.01	29.53	30.26	29.78	29.91	30.05	34.84
14 - 15	29.91	29.73	30.24	29.31	29.46	29.94	30.25	29.73	30.07	34.88
15 - 16	28.09	27.45	26.98	24.5	21.09	29.47	30.28	25.88	29.82	32.28
16 - 17	28.94	28.33	29.8	29.26	28.31	29.69	30.37	28.91	29.94	34.12
17 - 18	29.92	29.55	28.9	29.59	29.68	29.67	31.8	29.52	30.51	34.56
18 - 19	28.87	28.58	28.99	29.98	29.08	30.08	30.71	29.08	30.36	34.56
19 - 20	29.67	28.89	28.92	28.23	29.08	29.99	29.29	28.95	29.72	34.36
20 - 21	29.78	29.53	29.09	29.52	29.49	29.03	30.15	29.48	29.39	34.8
21 - 22	29.48	29.38	29.58	30.1	29.84	29.27	31.62	29.71	29.92	34.72
22 - 23	31.79	30.42	30.68	30.69	30.45	30.49	30.05	30.73	30.4	36.52
23 - 24	32.33	31.43	31.47	31.81	29.21	28.37	31.43	31.03	28.75	38.1
Totals	29.5	29.1	29.1	29.2	28.6	30	30.6			
% of Total	14.31%	14.12%	14.12%	14.17%	13.88%	14.56%	14.85%			

Incoming Monthly Speeds  
TBL facing A28 April 2026

from Mon-Mar-23-2026-10-00-AM to Tue-Apr-21-2026-09-59-AM

Hour	Apr 2026							Week Day Avg	Weekend Avg	Week Day 85% Avg Speed
	Monday	Tuesday	Wednesday	Thursday	Friday	Saturday	Sunday			
0 - 1	0	0	0	0	0	0	0	0	0	0
1 - 2	0	0	0	0	0	0	0	0	0	0
2 - 3	0	0	0	0	0	0	0	0	0	0
3 - 4	0	0	0	0	0	0	0	0	0	0
4 - 5	0	0	0	0	0	0	0	0	0	0
5 - 6	0	0	0	0	0	0	0	0	0	0
6 - 7	0	0	0	0	0	0	0	0	0	0
7 - 8	0	0	0	0	0	0	0	0	0	0
8 - 9	0	0	0	0	0	0	0	0	0	0
9 - 10	0	0	0	0	0	0	0	0	0	0
10 - 11	0	0	0	0	0	0	0	0	0	0
11 - 12	0	0	0	0	0	0	0	0	0	0
12 - 13	0	0	0	0	0	0	0	0	0	0
13 - 14	0	0	0	0	0	0	0	0	0	0
14 - 15	0	0	0	0	0	0	0	0	0	0
15 - 16	0	0	0	0	0	0	0	0	0	0
16 - 17	0	0	0	0	0	0	0	0	0	0
17 - 18	0	0	0	0	0	0	0	0	0	0
18 - 19	0	0	0	0	0	0	0	0	0	0
19 - 20	0	0	0	0	0	0	0	0	0	0
20 - 21	0	0	0	0	0	0	0	0	0	0
21 - 22	0	0	0	0	0	0	0	0	0	0
22 - 23	0	0	0	0	0	0	0	0	0	0
23 - 24	0	0	0	0	0	0	0	0	0	0
Totals	0	0	0	0	0	0	0			
% of Total	0%	0%	0%	0%	0%	0%	0%			

Incoming Weekly EightyFifthSpeeds  
TBL facing A28 April 2026

from Mon-Mar-23-2026-10-00-AM to Tue-Apr-21-2026-09-59-AM

	23/03/2026	to	29/03/2026							
	Monday	Tuesday	Wednesday	Thursday	Friday	Saturday	Sunday	Week	Weekend	Week Day 85%
Hour	23/03/2026	24/03/2026	25/03/2026	26/03/2026	27/03/2026	28/03/2026	29/03/2026	Day Avg	Avg	Avg Speed
0 - 1	*	43.8	37.5	40	38	37	37.5	39.83	37.25	39.83
1 - 2	*	35	0	35	50	30	40	40	35	40
2 - 3	*	40	35	40	40	35	40	38.75	37.5	38.75
3 - 4	*	40	38.3	35	35	40	41.7	37.08	40.85	37.08
4 - 5	*	40	38.8	35	42.5	35	40	39.08	37.5	39.08
5 - 6	*	41	38.8	38.8	40	36.7	38	39.65	37.35	39.65
6 - 7	*	38.1	37.8	38.3	37.9	38.8	37.8	38.02	38.3	38.02
7 - 8	*	35.4	34.5	34.2	35	37.3	36.5	34.78	36.9	34.78
8 - 9	*	33.1	33.2	33.9	33.4	36.2	38.6	33.4	37.4	33.4
9 - 10	*	34	34.1	34.9	34.2	37.2	35	34.3	36.1	34.3
10 - 11	36.8	35.2	34.3	35.2	34.7	35.9	34.7	35.24	35.3	35.24
11 - 12	34.9	34.9	34	36.2	34.8	35	35.5	34.96	35.25	34.96
12 - 13	34.9	35	34.7	35.5	34.6	35	35.3	34.94	35.15	34.94
13 - 14	34.9	35	34.9	35	34.4	35.6	35.8	34.84	35.7	34.84
14 - 15	34.9	34.9	35.9	34.3	34.4	34.7	35.2	34.88	34.95	34.88
15 - 16	33.6	33	33.1	32.4	29.3	35.2	35.8	32.28	35.5	32.28
16 - 17	34.3	33.8	34.8	34	33.7	34.9	36.2	34.12	35.55	34.12
17 - 18	34.6	35	34.3	34.3	34.6	34.9	38.7	34.56	36.8	34.56
18 - 19	34.9	34.2	34.5	34.9	34.3	35.2	36.5	34.56	35.85	34.56
19 - 20	34.7	34.2	34.2	34.5	34.2	35.7	34.4	34.36	35.05	34.36
20 - 21	36.2	34.6	33.8	34.9	34.5	34.3	36.2	34.8	35.25	34.8
21 - 22	34.3	34.7	34.7	35.7	34.2	34.7	38.2	34.72	36.45	34.72
22 - 23	38.9	36.2	36.2	34.8	36.5	36.2	37.5	36.52	36.85	36.52
23 - 24	39.3	40	38.3	38.3	34.6	34.7	37.5	38.1	36.1	38.1
Totals	497.2	871.1	815.7	855.1	864.8	855.2	892.6			
% of Total	8.8%	15.41%	14.43%	15.13%	15.3%	15.13%	15.79%			

Incoming Weekly EightyFifthSpeeds  
 TBL facing A28 April 2026

from Mon-Mar-23-2026-10-00-AM to Tue-Apr-21-2026-09-59-AM

	30/03/2026	to	05/04/2026							
	Monday	Tuesday	Wednesday	Thursday	Friday	Saturday	Sunday	Week	Weekend	Week Day 85%
Hour	30/03/2026	31/03/2026	01/04/2026	02/04/2026	03/04/2026	04/04/2026	05/04/2026	Day Avg	Avg	Avg Speed
0 - 1	25	0	0	0	0	0	0	25	0	25
1 - 2	37.5	0	0	0	0	0	0	37.5	0	37.5
2 - 3	30	0	0	0	0	0	0	30	0	30
3 - 4	37.5	0	0	0	0	0	0	37.5	0	37.5
4 - 5	37.5	0	0	0	0	0	0	37.5	0	37.5
5 - 6	35	0	0	0	0	0	0	35	0	35
6 - 7	0	0	0	0	0	0	0	0	0	0
7 - 8	0	0	0	0	0	0	0	0	0	0
8 - 9	0	0	0	0	0	0	0	0	0	0
9 - 10	0	0	0	0	0	0	0	0	0	0
10 - 11	0	0	0	0	0	0	0	0	0	0
11 - 12	0	0	0	0	0	0	0	0	0	0
12 - 13	0	0	0	0	0	0	0	0	0	0
13 - 14	0	0	0	0	0	0	0	0	0	0
14 - 15	0	0	0	0	0	0	0	0	0	0
15 - 16	0	0	0	0	0	0	0	0	0	0
16 - 17	0	0	0	0	0	0	0	0	0	0
17 - 18	0	0	0	0	0	0	0	0	0	0
18 - 19	0	0	0	0	0	0	0	0	0	0
19 - 20	0	0	0	0	0	0	0	0	0	0
20 - 21	0	0	0	0	0	0	0	0	0	0
21 - 22	0	0	0	0	0	0	0	0	0	0
22 - 23	0	0	0	0	0	0	0	0	0	0
23 - 24	0	0	0	0	0	0	0	0	0	0
Totals	202.5	0	0	0	0	0	0			
% of Total	100%	0%	0%	0%	0%	0%	0%			

Incoming Weekly EightyFifthSpeeds  
TBL facing A28 April 2026

from Mon-Mar-23-2026-10-00-AM to Tue-Apr-21-2026-09-59-AM

	06/04/2026	to	12/04/2026							
	Monday	Tuesday	Wednesday	Thursday	Friday	Saturday	Sunday	Week	Weekend	Week Day 85%
Hour	06/04/2026	07/04/2026	08/04/2026	09/04/2026	10/04/2026	11/04/2026	12/04/2026	Day Avg	Avg	Avg Speed
0 - 1	0	0	0	0	0	0	0	0	0	0
1 - 2	0	0	0	0	0	0	0	0	0	0
2 - 3	0	0	0	0	0	0	0	0	0	0
3 - 4	0	0	0	0	0	0	0	0	0	0
4 - 5	0	0	0	0	0	0	0	0	0	0
5 - 6	0	0	0	0	0	0	0	0	0	0
6 - 7	0	0	0	0	0	0	0	0	0	0
7 - 8	0	0	0	0	0	0	0	0	0	0
8 - 9	0	0	0	0	0	0	0	0	0	0
9 - 10	0	0	0	0	0	0	0	0	0	0
10 - 11	0	0	0	0	0	0	0	0	0	0
11 - 12	0	0	0	0	0	0	0	0	0	0
12 - 13	0	0	0	0	0	0	0	0	0	0
13 - 14	0	0	0	0	0	0	0	0	0	0
14 - 15	0	0	0	0	0	0	0	0	0	0
15 - 16	0	0	0	0	0	0	0	0	0	0
16 - 17	0	0	0	0	0	0	0	0	0	0
17 - 18	0	0	0	0	0	0	0	0	0	0
18 - 19	0	0	0	0	0	0	0	0	0	0
19 - 20	0	0	0	0	0	0	0	0	0	0
20 - 21	0	0	0	0	0	0	0	0	0	0
21 - 22	0	0	0	0	0	0	0	0	0	0
22 - 23	0	0	0	0	0	0	0	0	0	0
23 - 24	0	0	0	0	0	0	0	0	0	0
Totals	0	0	0	0	0	0	0			
% of Total	0%	0%	0%	0%	0%	0%	0%			

Incoming Weekly EightyFifthSpeeds  
TBL facing A28 April 2026

from Mon-Mar-23-2026-10-00-AM to Tue-Apr-21-2026-09-59-AM

	13/04/2026	to	19/04/2026							
	Monday	Tuesday	Wednesday	Thursday	Friday	Saturday	Sunday	Week	Weekend	Week Day 85%
Hour	13/04/2026	14/04/2026	15/04/2026	16/04/2026	17/04/2026	18/04/2026	19/04/2026	Day Avg	Avg	Avg Speed
0 - 1	0	0	0	0	0	0	0	0	0	0
1 - 2	0	0	0	0	0	0	0	0	0	0
2 - 3	0	0	0	0	0	0	0	0	0	0
3 - 4	0	0	0	0	0	0	0	0	0	0
4 - 5	0	0	0	0	0	0	0	0	0	0
5 - 6	0	0	0	0	0	0	0	0	0	0
6 - 7	0	0	0	0	0	0	0	0	0	0
7 - 8	0	0	0	0	0	0	0	0	0	0
8 - 9	0	0	0	0	0	0	0	0	0	0
9 - 10	0	0	0	0	0	0	0	0	0	0
10 - 11	0	0	0	0	0	0	0	0	0	0
11 - 12	0	0	0	0	0	0	0	0	0	0
12 - 13	0	0	0	0	0	0	0	0	0	0
13 - 14	0	0	0	0	0	0	0	0	0	0
14 - 15	0	0	0	0	0	0	0	0	0	0
15 - 16	0	0	0	0	0	0	0	0	0	0
16 - 17	0	0	0	0	0	0	0	0	0	0
17 - 18	0	0	0	0	0	0	0	0	0	0
18 - 19	0	0	0	0	0	0	0	0	0	0
19 - 20	0	0	0	0	0	0	0	0	0	0
20 - 21	0	0	0	0	0	0	0	0	0	0
21 - 22	0	0	0	0	0	0	0	0	0	0
22 - 23	0	0	0	0	0	0	0	0	0	0
23 - 24	0	0	0	0	0	0	0	0	0	0
Totals	0	0	0	0	0	0	0			
% of Total	0%	0%	0%	0%	0%	0%	0%			

Incoming Weekly EightyFifthSpeeds  
TBL facing A28 April 2026

from Mon-Mar-23-2026-10-00-AM to Tue-Apr-21-2026-09-59-AM

	20/04/2026	to	26/04/2026							
	Monday	Tuesday	Wednesday	Thursday	Friday	Saturday	Sunday	Week	Weekend	Week Day 85%
Hour	20/04/2026	21/04/2026	22/04/2026	23/04/2026	24/04/2026	25/04/2026	26/04/2026	Day Avg	Avg	Avg Speed
0 - 1	0	0	*	*	*	*	*	0	0	0
1 - 2	0	0	*	*	*	*	*	0	0	0
2 - 3	0	0	*	*	*	*	*	0	0	0
3 - 4	0	0	*	*	*	*	*	0	0	0
4 - 5	0	0	*	*	*	*	*	0	0	0
5 - 6	0	0	*	*	*	*	*	0	0	0
6 - 7	0	0	*	*	*	*	*	0	0	0
7 - 8	0	0	*	*	*	*	*	0	0	0
8 - 9	0	0	*	*	*	*	*	0	0	0
9 - 10	0	0	*	*	*	*	*	0	0	0
10 - 11	0	*	*	*	*	*	*	0	0	0
11 - 12	0	*	*	*	*	*	*	0	0	0
12 - 13	0	*	*	*	*	*	*	0	0	0
13 - 14	0	*	*	*	*	*	*	0	0	0
14 - 15	0	*	*	*	*	*	*	0	0	0
15 - 16	0	*	*	*	*	*	*	0	0	0
16 - 17	0	*	*	*	*	*	*	0	0	0
17 - 18	0	*	*	*	*	*	*	0	0	0
18 - 19	0	*	*	*	*	*	*	0	0	0
19 - 20	0	*	*	*	*	*	*	0	0	0
20 - 21	0	*	*	*	*	*	*	0	0	0
21 - 22	0	*	*	*	*	*	*	0	0	0
22 - 23	0	*	*	*	*	*	*	0	0	0
23 - 24	0	*	*	*	*	*	*	0	0	0
Totals	0	0	0	0	0	0	0			
% of Total	0%	0%	0%	0%	0%	0%	0%			

Incoming Monthly EightyFifthSpeeds  
TBL facing A28 April 2026

from Mon-Mar-23-2026-10-00-AM to Tue-Apr-21-2026-09-59-AM

	Mar 2026									
Hour	Monday	Tuesday	Wednesday	Thursday	Friday	Saturday	Sunday	Week Day Avg	Weekend Avg	Week Day 85% Avg Speed
0 - 1	25	43.8	37.5	40	38	37	37.5	36.86	37.25	36.86
1 - 2	37.5	35	0	35	50	30	40	39.38	35	39.38
2 - 3	30	40	35	40	40	35	40	37	37.5	37
3 - 4	37.5	40	38.3	35	35	40	41.7	37.16	40.85	37.16
4 - 5	37.5	40	38.8	35	42.5	35	40	38.76	37.5	38.76
5 - 6	35	41	38.8	38.8	40	36.7	38	38.72	37.35	38.72
6 - 7	0	38.1	37.8	38.3	37.9	38.8	37.8	38.02	38.3	38.02
7 - 8	0	35.4	34.5	34.2	35	37.3	36.5	34.78	36.9	34.78
8 - 9	0	33.1	33.2	33.9	33.4	36.2	38.6	33.4	37.4	33.4
9 - 10	0	34	34.1	34.9	34.2	37.2	35	34.3	36.1	34.3
10 - 11	36.8	35.2	34.3	35.2	34.7	35.9	34.7	35.24	35.3	35.24
11 - 12	34.9	34.9	34	36.2	34.8	35	35.5	34.96	35.25	34.96
12 - 13	34.9	35	34.7	35.5	34.6	35	35.3	34.94	35.15	34.94
13 - 14	34.9	35	34.9	35	34.4	35.6	35.8	34.84	35.7	34.84
14 - 15	34.9	34.9	35.9	34.3	34.4	34.7	35.2	34.88	34.95	34.88
15 - 16	33.6	33	33.1	32.4	29.3	35.2	35.8	32.28	35.5	32.28
16 - 17	34.3	33.8	34.8	34	33.7	34.9	36.2	34.12	35.55	34.12
17 - 18	34.6	35	34.3	34.3	34.6	34.9	38.7	34.56	36.8	34.56
18 - 19	34.9	34.2	34.5	34.9	34.3	35.2	36.5	34.56	35.85	34.56
19 - 20	34.7	34.2	34.2	34.5	34.2	35.7	34.4	34.36	35.05	34.36
20 - 21	36.2	34.6	33.8	34.9	34.5	34.3	36.2	34.8	35.25	34.8
21 - 22	34.3	34.7	34.7	35.7	34.2	34.7	38.2	34.72	36.45	34.72
22 - 23	38.9	36.2	36.2	34.8	36.5	36.2	37.5	36.52	36.85	36.52
23 - 24	39.3	40	38.3	38.3	34.6	34.7	37.5	38.1	36.1	38.1

Hour	Apr 2026							Week Day Avg	Weekend Avg	Week Day 85% Avg Speed
	Monday	Tuesday	Wednesday	Thursday	Friday	Saturday	Sunday			
0 - 1	0	0	0	0	0	0	0	0	0	0
1 - 2	0	0	0	0	0	0	0	0	0	0
2 - 3	0	0	0	0	0	0	0	0	0	0
3 - 4	0	0	0	0	0	0	0	0	0	0
4 - 5	0	0	0	0	0	0	0	0	0	0
5 - 6	0	0	0	0	0	0	0	0	0	0
6 - 7	0	0	0	0	0	0	0	0	0	0
7 - 8	0	0	0	0	0	0	0	0	0	0
8 - 9	0	0	0	0	0	0	0	0	0	0
9 - 10	0	0	0	0	0	0	0	0	0	0
10 - 11	0	0	0	0	0	0	0	0	0	0
11 - 12	0	0	0	0	0	0	0	0	0	0
12 - 13	0	0	0	0	0	0	0	0	0	0
13 - 14	0	0	0	0	0	0	0	0	0	0
14 - 15	0	0	0	0	0	0	0	0	0	0
15 - 16	0	0	0	0	0	0	0	0	0	0
16 - 17	0	0	0	0	0	0	0	0	0	0
17 - 18	0	0	0	0	0	0	0	0	0	0
18 - 19	0	0	0	0	0	0	0	0	0	0
19 - 20	0	0	0	0	0	0	0	0	0	0
20 - 21	0	0	0	0	0	0	0	0	0	0
21 - 22	0	0	0	0	0	0	0	0	0	0
22 - 23	0	0	0	0	0	0	0	0	0	0
23 - 24	0	0	0	0	0	0	0	0	0	0

## Summary of Violators

TBL facing A28 April 2026

from Mon-Mar-23-2026-10-00-AM to Tue-Apr-21-2026-09-59-AM

Starting Hour	Count	Average Speed of all Traffic	Violator Counts	Average Speed of Violators
00:00:00	0	N/A	N/A	N/A
01:00:00	0	N/A	N/A	N/A
02:00:00	0	N/A	N/A	N/A
03:00:00	0	N/A	N/A	N/A
04:00:00	0	N/A	N/A	N/A
05:00:00	0	N/A	N/A	N/A
06:00:00	0	N/A	N/A	N/A
07:00:00	0	N/A	N/A	N/A
08:00:00	0	N/A	N/A	N/A
09:00:00	0	N/A	N/A	N/A
10:00:00	91	31	20	37.8
11:00:00	172	30.6	28	38.2
12:00:00	202	29.7	28	38
13:00:00	162	29.4	20	38.5
14:00:00	233	30.4	39	38.1
15:00:00	396	28	23	38.2
16:00:00	334	29.1	37	38.3
17:00:00	331	30.1	42	38.3
18:00:00	253	28.8	34	38.1
19:00:00	180	29.7	21	38.2
20:00:00	97	30.2	19	38.6
21:00:00	78	29.4	10	38.5
22:00:00	39	31.6	11	39.8
23:00:00	23	33.4	11	38.4
00:00:00	10	36.5	6	40.8
01:00:00	1	32.5	0	0
02:00:00	5	32.5	2	40
03:00:00	5	33.5	2	40
04:00:00	9	29.2	2	37.5
05:00:00	24	33.1	9	40.8
06:00:00	68	31.5	21	38.5
07:00:00	193	30.4	32	38.8
08:00:00	348	27.9	21	37.5
09:00:00	303	29.1	22	37.5
10:00:00	194	30.2	29	38.2
11:00:00	188	29.8	25	37.7
12:00:00	213	29.6	32	38.4
13:00:00	218	30.1	33	38.6
14:00:00	224	30	35	37.8
15:00:00	394	27.5	19	38
16:00:00	396	28.4	29	38
17:00:00	317	29.8	46	38
18:00:00	255	28.3	24	38.1
19:00:00	145	29.2	14	37.9
20:00:00	130	29.2	13	37.9
21:00:00	71	29.8	12	38.3
22:00:00	52	30.7	11	38.4
23:00:00	23	31.6	7	39.6

Summary of Violators  
TBL facing A28 April 2026

from Mon-Mar-23-2026-10-00-AM to Tue-Apr-21-2026-09-59-AM

00:00:00	14	33.2	4	40
01:00:00	0	N/A	N/A	N/A
02:00:00	1	32.5	0	0
03:00:00	10	31	3	37.5
04:00:00	9	29.2	4	37.5
05:00:00	21	31.8	7	39.6
06:00:00	57	31.5	17	38.1
07:00:00	187	29.4	21	38.7
08:00:00	371	28.1	22	38
09:00:00	268	29.5	26	37.5
10:00:00	195	29.4	19	37.5
11:00:00	192	29.2	14	37.5
12:00:00	209	29.8	25	38.3
13:00:00	201	30.3	33	39
14:00:00	236	30.4	43	38.2
15:00:00	422	27.1	19	37.8
16:00:00	357	29.8	49	37.9
17:00:00	323	29.2	36	38.1
18:00:00	306	28.9	35	38.6
19:00:00	180	29.1	17	37.8
20:00:00	121	29.3	11	38
21:00:00	92	29.5	10	39.5
22:00:00	52	30.7	9	38.6
23:00:00	21	32.3	7	39.6
00:00:00	9	32.5	5	38.5
01:00:00	5	32.5	1	37.5
02:00:00	4	33.8	2	40
03:00:00	6	33.3	2	37.5
04:00:00	5	25.5	0	0
05:00:00	24	32.5	8	40
06:00:00	56	32	13	40.2
07:00:00	192	29.6	19	38
08:00:00	335	28.8	22	38.2
09:00:00	294	30	39	38.3
10:00:00	182	30	27	38.8
11:00:00	176	30.6	34	38.2
12:00:00	172	30.2	31	38.8
13:00:00	182	29.7	25	37.9
14:00:00	235	29.6	23	37.9
15:00:00	358	24.5	13	37.5
16:00:00	378	29.4	33	38.6
17:00:00	326	29.6	32	38.8
18:00:00	209	30.1	26	37.5
19:00:00	188	28.4	25	39.1
20:00:00	129	29.4	17	37.8
21:00:00	105	30.4	18	39.2
22:00:00	54	30.6	8	41.3
23:00:00	34	32.1	9	39.2
00:00:00	19	32.2	6	38.3

Summary of Violators  
 TBL facing A28 April 2026

from Mon-Mar-23-2026-10-00-AM to Tue-Apr-21-2026-09-59-AM

01:00:00	3	35.8	1	47.5
02:00:00	6	31.7	2	37.5
03:00:00	4	36.3	2	42.5
04:00:00	9	32.5	3	40.8
05:00:00	21	33	8	40
06:00:00	58	31.5	17	38.1
07:00:00	153	30.1	25	38.3
08:00:00	298	28.2	14	38.2
09:00:00	312	29.2	33	38.3
10:00:00	179	29.3	25	38.1
11:00:00	174	29.8	22	38.4
12:00:00	227	29.7	26	39.2
13:00:00	227	29.9	27	38.6
14:00:00	244	29.6	26	38.3
15:00:00	298	21.4	4	37.5
16:00:00	382	27.9	24	37.7
17:00:00	290	29.7	37	37.8
18:00:00	241	29.3	24	38.8
19:00:00	164	28.9	17	38.1
20:00:00	131	29.7	16	38.8
21:00:00	99	29.9	9	38.6
22:00:00	77	30.5	12	39.6
23:00:00	42	29.3	6	39.2
00:00:00	23	31	6	37.5
01:00:00	4	27.5	0	0
02:00:00	2	30	0	0
03:00:00	8	31.3	2	40
04:00:00	9	27.5	1	37.5
05:00:00	10	27.5	2	37.5
06:00:00	33	32.5	11	38.9
07:00:00	80	31.9	20	39
08:00:00	130	30.6	21	38.9
09:00:00	190	31.1	47	38.2
10:00:00	240	29.9	46	37.9
11:00:00	263	30.3	38	38.4
12:00:00	284	29.7	42	38.8
13:00:00	243	30.3	41	38.6
14:00:00	258	29.8	32	37.8
15:00:00	224	29.5	31	38.3
16:00:00	201	29.9	32	38.4
17:00:00	212	29.7	30	38
18:00:00	163	30.5	28	38.6
19:00:00	156	29.8	24	38.5
20:00:00	112	29.7	14	38.6
21:00:00	106	29	12	37.5
22:00:00	75	30.6	13	39
23:00:00	52	29	8	37.5
00:00:00	27	30.5	7	38.9
01:00:00	18	31.9	6	39.2

## Summary of Violators

TBL facing A28 April 2026

from Mon-Mar-23-2026-10-00-AM to Tue-Apr-21-2026-09-59-AM

02:00:00	11	30.7	3	40.8
03:00:00	9	35.3	4	41.3
04:00:00	8	28.1	2	40
05:00:00	21	33.7	7	40.4
06:00:00	42	31.1	10	38.5
07:00:00	59	31.1	13	38.7
08:00:00	106	32.5	29	39.6
09:00:00	153	30.8	26	37.9
10:00:00	201	30.2	24	38.8
11:00:00	202	30.5	31	38.1
12:00:00	233	30.5	37	38.4
13:00:00	190	30	33	38.4
14:00:00	178	30.3	29	38.2
15:00:00	185	30.3	31	38.3
16:00:00	113	30.3	19	38.8
17:00:00	137	32.2	44	39.5
18:00:00	137	30.6	23	39.2
19:00:00	96	30.1	13	39
20:00:00	58	29.8	9	39.2
21:00:00	43	31.8	14	39.6
22:00:00	19	30.4	5	38.5
23:00:00	9	31.4	2	37.5
00:00:00	1	22.5	0	0
01:00:00	3	32.5	2	37.5
02:00:00	3	27.5	0	0
03:00:00	5	31.5	2	37.5
04:00:00	14	31.4	3	39.2
05:00:00	7	30.4	1	37.5
06:00:00	0	N/A	N/A	N/A
07:00:00	0	N/A	N/A	N/A
08:00:00	0	N/A	N/A	N/A
09:00:00	0	N/A	N/A	N/A
10:00:00	0	N/A	N/A	N/A
11:00:00	0	N/A	N/A	N/A
12:00:00	0	N/A	N/A	N/A
13:00:00	0	N/A	N/A	N/A
14:00:00	0	N/A	N/A	N/A
15:00:00	0	N/A	N/A	N/A
16:00:00	0	N/A	N/A	N/A
17:00:00	0	N/A	N/A	N/A
18:00:00	0	N/A	N/A	N/A
19:00:00	0	N/A	N/A	N/A
20:00:00	0	N/A	N/A	N/A
21:00:00	0	N/A	N/A	N/A
22:00:00	0	N/A	N/A	N/A
23:00:00	0	N/A	N/A	N/A
00:00:00	0	N/A	N/A	N/A
01:00:00	0	N/A	N/A	N/A
02:00:00	0	N/A	N/A	N/A

Summary of Violators  
TBL facing A28 April 2026

from Mon-Mar-23-2026-10-00-AM to Tue-Apr-21-2026-09-59-AM

03:00:00	0	N/A	N/A	N/A
04:00:00	0	N/A	N/A	N/A
05:00:00	0	N/A	N/A	N/A
06:00:00	0	N/A	N/A	N/A
07:00:00	0	N/A	N/A	N/A
08:00:00	0	N/A	N/A	N/A
09:00:00	0	N/A	N/A	N/A
10:00:00	0	N/A	N/A	N/A
11:00:00	0	N/A	N/A	N/A
12:00:00	0	N/A	N/A	N/A
13:00:00	0	N/A	N/A	N/A
14:00:00	0	N/A	N/A	N/A
15:00:00	0	N/A	N/A	N/A
16:00:00	0	N/A	N/A	N/A
17:00:00	0	N/A	N/A	N/A
18:00:00	0	N/A	N/A	N/A
19:00:00	0	N/A	N/A	N/A
20:00:00	0	N/A	N/A	N/A
21:00:00	0	N/A	N/A	N/A
22:00:00	0	N/A	N/A	N/A
23:00:00	0	N/A	N/A	N/A
00:00:00	0	N/A	N/A	N/A
01:00:00	0	N/A	N/A	N/A
02:00:00	0	N/A	N/A	N/A
03:00:00	0	N/A	N/A	N/A
04:00:00	0	N/A	N/A	N/A
05:00:00	0	N/A	N/A	N/A
06:00:00	0	N/A	N/A	N/A
07:00:00	0	N/A	N/A	N/A
08:00:00	0	N/A	N/A	N/A
09:00:00	0	N/A	N/A	N/A
10:00:00	0	N/A	N/A	N/A
11:00:00	0	N/A	N/A	N/A
12:00:00	0	N/A	N/A	N/A
13:00:00	0	N/A	N/A	N/A
14:00:00	0	N/A	N/A	N/A
15:00:00	0	N/A	N/A	N/A
16:00:00	0	N/A	N/A	N/A
17:00:00	0	N/A	N/A	N/A
18:00:00	0	N/A	N/A	N/A
19:00:00	0	N/A	N/A	N/A
20:00:00	0	N/A	N/A	N/A
21:00:00	0	N/A	N/A	N/A
22:00:00	0	N/A	N/A	N/A
23:00:00	0	N/A	N/A	N/A
00:00:00	0	N/A	N/A	N/A
01:00:00	0	N/A	N/A	N/A
02:00:00	0	N/A	N/A	N/A
03:00:00	0	N/A	N/A	N/A

Summary of Violators  
TBL facing A28 April 2026

from Mon-Mar-23-2026-10-00-AM to Tue-Apr-21-2026-09-59-AM

04:00:00	0	N/A	N/A	N/A
05:00:00	0	N/A	N/A	N/A
06:00:00	0	N/A	N/A	N/A
07:00:00	0	N/A	N/A	N/A
08:00:00	0	N/A	N/A	N/A
09:00:00	0	N/A	N/A	N/A
10:00:00	0	N/A	N/A	N/A
11:00:00	0	N/A	N/A	N/A
12:00:00	0	N/A	N/A	N/A
13:00:00	0	N/A	N/A	N/A
14:00:00	0	N/A	N/A	N/A
15:00:00	0	N/A	N/A	N/A
16:00:00	0	N/A	N/A	N/A
17:00:00	0	N/A	N/A	N/A
18:00:00	0	N/A	N/A	N/A
19:00:00	0	N/A	N/A	N/A
20:00:00	0	N/A	N/A	N/A
21:00:00	0	N/A	N/A	N/A
22:00:00	0	N/A	N/A	N/A
23:00:00	0	N/A	N/A	N/A
00:00:00	0	N/A	N/A	N/A
01:00:00	0	N/A	N/A	N/A
02:00:00	0	N/A	N/A	N/A
03:00:00	0	N/A	N/A	N/A
04:00:00	0	N/A	N/A	N/A
05:00:00	0	N/A	N/A	N/A
06:00:00	0	N/A	N/A	N/A
07:00:00	0	N/A	N/A	N/A
08:00:00	0	N/A	N/A	N/A
09:00:00	0	N/A	N/A	N/A
10:00:00	0	N/A	N/A	N/A
11:00:00	0	N/A	N/A	N/A
12:00:00	0	N/A	N/A	N/A
13:00:00	0	N/A	N/A	N/A
14:00:00	0	N/A	N/A	N/A
15:00:00	0	N/A	N/A	N/A
16:00:00	0	N/A	N/A	N/A
17:00:00	0	N/A	N/A	N/A
18:00:00	0	N/A	N/A	N/A
19:00:00	0	N/A	N/A	N/A
20:00:00	0	N/A	N/A	N/A
21:00:00	0	N/A	N/A	N/A
22:00:00	0	N/A	N/A	N/A
23:00:00	0	N/A	N/A	N/A
00:00:00	0	N/A	N/A	N/A
01:00:00	0	N/A	N/A	N/A
02:00:00	0	N/A	N/A	N/A
03:00:00	0	N/A	N/A	N/A
04:00:00	0	N/A	N/A	N/A

Summary of Violators  
TBL facing A28 April 2026

from Mon-Mar-23-2026-10-00-AM to Tue-Apr-21-2026-09-59-AM

05:00:00	0	N/A	N/A	N/A
06:00:00	0	N/A	N/A	N/A
07:00:00	0	N/A	N/A	N/A
08:00:00	0	N/A	N/A	N/A
09:00:00	0	N/A	N/A	N/A
10:00:00	0	N/A	N/A	N/A
11:00:00	0	N/A	N/A	N/A
12:00:00	0	N/A	N/A	N/A
13:00:00	0	N/A	N/A	N/A
14:00:00	0	N/A	N/A	N/A
15:00:00	0	N/A	N/A	N/A
16:00:00	0	N/A	N/A	N/A
17:00:00	0	N/A	N/A	N/A
18:00:00	0	N/A	N/A	N/A
19:00:00	0	N/A	N/A	N/A
20:00:00	0	N/A	N/A	N/A
21:00:00	0	N/A	N/A	N/A
22:00:00	0	N/A	N/A	N/A
23:00:00	0	N/A	N/A	N/A
00:00:00	0	N/A	N/A	N/A
01:00:00	0	N/A	N/A	N/A
02:00:00	0	N/A	N/A	N/A
03:00:00	0	N/A	N/A	N/A
04:00:00	0	N/A	N/A	N/A
05:00:00	0	N/A	N/A	N/A
06:00:00	0	N/A	N/A	N/A
07:00:00	0	N/A	N/A	N/A
08:00:00	0	N/A	N/A	N/A
09:00:00	0	N/A	N/A	N/A
10:00:00	0	N/A	N/A	N/A
11:00:00	0	N/A	N/A	N/A
12:00:00	0	N/A	N/A	N/A
13:00:00	0	N/A	N/A	N/A
14:00:00	0	N/A	N/A	N/A
15:00:00	0	N/A	N/A	N/A
16:00:00	0	N/A	N/A	N/A
17:00:00	0	N/A	N/A	N/A
18:00:00	0	N/A	N/A	N/A
19:00:00	0	N/A	N/A	N/A
20:00:00	0	N/A	N/A	N/A
21:00:00	0	N/A	N/A	N/A
22:00:00	0	N/A	N/A	N/A
23:00:00	0	N/A	N/A	N/A
00:00:00	0	N/A	N/A	N/A
01:00:00	0	N/A	N/A	N/A
02:00:00	0	N/A	N/A	N/A
03:00:00	0	N/A	N/A	N/A
04:00:00	0	N/A	N/A	N/A
05:00:00	0	N/A	N/A	N/A

Summary of Violators  
TBL facing A28 April 2026

from Mon-Mar-23-2026-10-00-AM to Tue-Apr-21-2026-09-59-AM

06:00:00	0	N/A	N/A	N/A
07:00:00	0	N/A	N/A	N/A
08:00:00	0	N/A	N/A	N/A
09:00:00	0	N/A	N/A	N/A
10:00:00	0	N/A	N/A	N/A
11:00:00	0	N/A	N/A	N/A
12:00:00	0	N/A	N/A	N/A
13:00:00	0	N/A	N/A	N/A
14:00:00	0	N/A	N/A	N/A
15:00:00	0	N/A	N/A	N/A
16:00:00	0	N/A	N/A	N/A
17:00:00	0	N/A	N/A	N/A
18:00:00	0	N/A	N/A	N/A
19:00:00	0	N/A	N/A	N/A
20:00:00	0	N/A	N/A	N/A
21:00:00	0	N/A	N/A	N/A
22:00:00	0	N/A	N/A	N/A
23:00:00	0	N/A	N/A	N/A
00:00:00	0	N/A	N/A	N/A
01:00:00	0	N/A	N/A	N/A
02:00:00	0	N/A	N/A	N/A
03:00:00	0	N/A	N/A	N/A
04:00:00	0	N/A	N/A	N/A
05:00:00	0	N/A	N/A	N/A
06:00:00	0	N/A	N/A	N/A
07:00:00	0	N/A	N/A	N/A
08:00:00	0	N/A	N/A	N/A
09:00:00	0	N/A	N/A	N/A
10:00:00	0	N/A	N/A	N/A
11:00:00	0	N/A	N/A	N/A
12:00:00	0	N/A	N/A	N/A
13:00:00	0	N/A	N/A	N/A
14:00:00	0	N/A	N/A	N/A
15:00:00	0	N/A	N/A	N/A
16:00:00	0	N/A	N/A	N/A
17:00:00	0	N/A	N/A	N/A
18:00:00	0	N/A	N/A	N/A
19:00:00	0	N/A	N/A	N/A
20:00:00	0	N/A	N/A	N/A
21:00:00	0	N/A	N/A	N/A
22:00:00	0	N/A	N/A	N/A
23:00:00	0	N/A	N/A	N/A
00:00:00	0	N/A	N/A	N/A
01:00:00	0	N/A	N/A	N/A
02:00:00	0	N/A	N/A	N/A
03:00:00	0	N/A	N/A	N/A
04:00:00	0	N/A	N/A	N/A
05:00:00	0	N/A	N/A	N/A
06:00:00	0	N/A	N/A	N/A

Summary of Violators  
TBL facing A28 April 2026

from Mon-Mar-23-2026-10-00-AM to Tue-Apr-21-2026-09-59-AM

07:00:00	0	N/A	N/A	N/A
08:00:00	0	N/A	N/A	N/A
09:00:00	0	N/A	N/A	N/A
10:00:00	0	N/A	N/A	N/A
11:00:00	0	N/A	N/A	N/A
12:00:00	0	N/A	N/A	N/A
13:00:00	0	N/A	N/A	N/A
14:00:00	0	N/A	N/A	N/A
15:00:00	0	N/A	N/A	N/A
16:00:00	0	N/A	N/A	N/A
17:00:00	0	N/A	N/A	N/A
18:00:00	0	N/A	N/A	N/A
19:00:00	0	N/A	N/A	N/A
20:00:00	0	N/A	N/A	N/A
21:00:00	0	N/A	N/A	N/A
22:00:00	0	N/A	N/A	N/A
23:00:00	0	N/A	N/A	N/A
00:00:00	0	N/A	N/A	N/A
01:00:00	0	N/A	N/A	N/A
02:00:00	0	N/A	N/A	N/A
03:00:00	0	N/A	N/A	N/A
04:00:00	0	N/A	N/A	N/A
05:00:00	0	N/A	N/A	N/A
06:00:00	0	N/A	N/A	N/A
07:00:00	0	N/A	N/A	N/A
08:00:00	0	N/A	N/A	N/A
09:00:00	0	N/A	N/A	N/A
10:00:00	0	N/A	N/A	N/A
11:00:00	0	N/A	N/A	N/A
12:00:00	0	N/A	N/A	N/A
13:00:00	0	N/A	N/A	N/A
14:00:00	0	N/A	N/A	N/A
15:00:00	0	N/A	N/A	N/A
16:00:00	0	N/A	N/A	N/A
17:00:00	0	N/A	N/A	N/A
18:00:00	0	N/A	N/A	N/A
19:00:00	0	N/A	N/A	N/A
20:00:00	0	N/A	N/A	N/A
21:00:00	0	N/A	N/A	N/A
22:00:00	0	N/A	N/A	N/A
23:00:00	0	N/A	N/A	N/A
00:00:00	0	N/A	N/A	N/A
01:00:00	0	N/A	N/A	N/A
02:00:00	0	N/A	N/A	N/A
03:00:00	0	N/A	N/A	N/A
04:00:00	0	N/A	N/A	N/A
05:00:00	0	N/A	N/A	N/A
06:00:00	0	N/A	N/A	N/A
07:00:00	0	N/A	N/A	N/A

Summary of Violators  
TBL facing A28 April 2026

from Mon-Mar-23-2026-10-00-AM to Tue-Apr-21-2026-09-59-AM

08:00:00	0	N/A	N/A	N/A
09:00:00	0	N/A	N/A	N/A
10:00:00	0	N/A	N/A	N/A
11:00:00	0	N/A	N/A	N/A
12:00:00	0	N/A	N/A	N/A
13:00:00	0	N/A	N/A	N/A
14:00:00	0	N/A	N/A	N/A
15:00:00	0	N/A	N/A	N/A
16:00:00	0	N/A	N/A	N/A
17:00:00	0	N/A	N/A	N/A
18:00:00	0	N/A	N/A	N/A
19:00:00	0	N/A	N/A	N/A
20:00:00	0	N/A	N/A	N/A
21:00:00	0	N/A	N/A	N/A
22:00:00	0	N/A	N/A	N/A
23:00:00	0	N/A	N/A	N/A
00:00:00	0	N/A	N/A	N/A
01:00:00	0	N/A	N/A	N/A
02:00:00	0	N/A	N/A	N/A
03:00:00	0	N/A	N/A	N/A
04:00:00	0	N/A	N/A	N/A
05:00:00	0	N/A	N/A	N/A
06:00:00	0	N/A	N/A	N/A
07:00:00	0	N/A	N/A	N/A
08:00:00	0	N/A	N/A	N/A
09:00:00	0	N/A	N/A	N/A
10:00:00	0	N/A	N/A	N/A
11:00:00	0	N/A	N/A	N/A
12:00:00	0	N/A	N/A	N/A
13:00:00	0	N/A	N/A	N/A
14:00:00	0	N/A	N/A	N/A
15:00:00	0	N/A	N/A	N/A
16:00:00	0	N/A	N/A	N/A
17:00:00	0	N/A	N/A	N/A
18:00:00	0	N/A	N/A	N/A
19:00:00	0	N/A	N/A	N/A
20:00:00	0	N/A	N/A	N/A
21:00:00	0	N/A	N/A	N/A
22:00:00	0	N/A	N/A	N/A
23:00:00	0	N/A	N/A	N/A
00:00:00	0	N/A	N/A	N/A
01:00:00	0	N/A	N/A	N/A
02:00:00	0	N/A	N/A	N/A
03:00:00	0	N/A	N/A	N/A
04:00:00	0	N/A	N/A	N/A
05:00:00	0	N/A	N/A	N/A
06:00:00	0	N/A	N/A	N/A
07:00:00	0	N/A	N/A	N/A
08:00:00	0	N/A	N/A	N/A

Summary of Violators  
TBL facing A28 April 2026

from Mon-Mar-23-2026-10-00-AM to Tue-Apr-21-2026-09-59-AM

09:00:00	0	N/A	N/A	N/A
10:00:00	0	N/A	N/A	N/A
11:00:00	0	N/A	N/A	N/A
12:00:00	0	N/A	N/A	N/A
13:00:00	0	N/A	N/A	N/A
14:00:00	0	N/A	N/A	N/A
15:00:00	0	N/A	N/A	N/A
16:00:00	0	N/A	N/A	N/A
17:00:00	0	N/A	N/A	N/A
18:00:00	0	N/A	N/A	N/A
19:00:00	0	N/A	N/A	N/A
20:00:00	0	N/A	N/A	N/A
21:00:00	0	N/A	N/A	N/A
22:00:00	0	N/A	N/A	N/A
23:00:00	0	N/A	N/A	N/A
00:00:00	0	N/A	N/A	N/A
01:00:00	0	N/A	N/A	N/A
02:00:00	0	N/A	N/A	N/A
03:00:00	0	N/A	N/A	N/A
04:00:00	0	N/A	N/A	N/A
05:00:00	0	N/A	N/A	N/A
06:00:00	0	N/A	N/A	N/A
07:00:00	0	N/A	N/A	N/A
08:00:00	0	N/A	N/A	N/A
09:00:00	0	N/A	N/A	N/A
10:00:00	0	N/A	N/A	N/A
11:00:00	0	N/A	N/A	N/A
12:00:00	0	N/A	N/A	N/A
13:00:00	0	N/A	N/A	N/A
14:00:00	0	N/A	N/A	N/A
15:00:00	0	N/A	N/A	N/A
16:00:00	0	N/A	N/A	N/A
17:00:00	0	N/A	N/A	N/A
18:00:00	0	N/A	N/A	N/A
19:00:00	0	N/A	N/A	N/A
20:00:00	0	N/A	N/A	N/A
21:00:00	0	N/A	N/A	N/A
22:00:00	0	N/A	N/A	N/A
23:00:00	0	N/A	N/A	N/A
00:00:00	0	N/A	N/A	N/A
01:00:00	0	N/A	N/A	N/A
02:00:00	0	N/A	N/A	N/A
03:00:00	0	N/A	N/A	N/A
04:00:00	0	N/A	N/A	N/A
05:00:00	0	N/A	N/A	N/A
06:00:00	0	N/A	N/A	N/A
07:00:00	0	N/A	N/A	N/A
08:00:00	0	N/A	N/A	N/A
09:00:00	0	N/A	N/A	N/A

## Summary of Violators

TBL facing A28 April 2026

from Mon-Mar-23-2026-10-00-AM to Tue-Apr-21-2026-09-59-AM

10:00:00	0	N/A	N/A	N/A
11:00:00	0	N/A	N/A	N/A
12:00:00	0	N/A	N/A	N/A
13:00:00	0	N/A	N/A	N/A
14:00:00	0	N/A	N/A	N/A
15:00:00	0	N/A	N/A	N/A
16:00:00	0	N/A	N/A	N/A
17:00:00	0	N/A	N/A	N/A
18:00:00	0	N/A	N/A	N/A
19:00:00	0	N/A	N/A	N/A
20:00:00	0	N/A	N/A	N/A
21:00:00	0	N/A	N/A	N/A
22:00:00	0	N/A	N/A	N/A
23:00:00	0	N/A	N/A	N/A
00:00:00	0	N/A	N/A	N/A
01:00:00	0	N/A	N/A	N/A
02:00:00	0	N/A	N/A	N/A
03:00:00	0	N/A	N/A	N/A
04:00:00	0	N/A	N/A	N/A
05:00:00	0	N/A	N/A	N/A
06:00:00	0	N/A	N/A	N/A
07:00:00	0	N/A	N/A	N/A
08:00:00	0	N/A	N/A	N/A
09:00:00	0	N/A	N/A	N/A
10:00:00	0	N/A	N/A	N/A
11:00:00	0	N/A	N/A	N/A
12:00:00	0	N/A	N/A	N/A
13:00:00	0	N/A	N/A	N/A
14:00:00	0	N/A	N/A	N/A
15:00:00	0	N/A	N/A	N/A
16:00:00	0	N/A	N/A	N/A
17:00:00	0	N/A	N/A	N/A
18:00:00	0	N/A	N/A	N/A
19:00:00	0	N/A	N/A	N/A
20:00:00	0	N/A	N/A	N/A
21:00:00	0	N/A	N/A	N/A
22:00:00	0	N/A	N/A	N/A
23:00:00	0	N/A	N/A	N/A
00:00:00	0	N/A	N/A	N/A
01:00:00	0	N/A	N/A	N/A
02:00:00	0	N/A	N/A	N/A
03:00:00	0	N/A	N/A	N/A
04:00:00	0	N/A	N/A	N/A
05:00:00	0	N/A	N/A	N/A
06:00:00	0	N/A	N/A	N/A
07:00:00	0	N/A	N/A	N/A
08:00:00	0	N/A	N/A	N/A
09:00:00	0	N/A	N/A	N/A
10:00:00	0	N/A	N/A	N/A

Summary of Violators  
TBL facing A28 April 2026

from Mon-Mar-23-2026-10-00-AM to Tue-Apr-21-2026-09-59-AM

11:00:00	0	N/A	N/A	N/A
12:00:00	0	N/A	N/A	N/A
13:00:00	0	N/A	N/A	N/A
14:00:00	0	N/A	N/A	N/A
15:00:00	0	N/A	N/A	N/A
16:00:00	0	N/A	N/A	N/A
17:00:00	0	N/A	N/A	N/A
18:00:00	0	N/A	N/A	N/A
19:00:00	0	N/A	N/A	N/A
20:00:00	0	N/A	N/A	N/A
21:00:00	0	N/A	N/A	N/A
22:00:00	0	N/A	N/A	N/A
23:00:00	0	N/A	N/A	N/A
00:00:00	0	N/A	N/A	N/A
01:00:00	0	N/A	N/A	N/A
02:00:00	0	N/A	N/A	N/A
03:00:00	0	N/A	N/A	N/A
04:00:00	0	N/A	N/A	N/A
05:00:00	0	N/A	N/A	N/A
06:00:00	0	N/A	N/A	N/A
07:00:00	0	N/A	N/A	N/A
08:00:00	0	N/A	N/A	N/A
09:00:00	0	N/A	N/A	N/A
10:00:00	0	N/A	N/A	N/A
11:00:00	0	N/A	N/A	N/A
12:00:00	0	N/A	N/A	N/A
13:00:00	0	N/A	N/A	N/A
14:00:00	0	N/A	N/A	N/A
15:00:00	0	N/A	N/A	N/A
16:00:00	0	N/A	N/A	N/A
17:00:00	0	N/A	N/A	N/A
18:00:00	0	N/A	N/A	N/A
19:00:00	0	N/A	N/A	N/A
20:00:00	0	N/A	N/A	N/A
21:00:00	0	N/A	N/A	N/A
22:00:00	0	N/A	N/A	N/A
23:00:00	0	N/A	N/A	N/A
00:00:00	0	N/A	N/A	N/A
01:00:00	0	N/A	N/A	N/A
02:00:00	0	N/A	N/A	N/A
03:00:00	0	N/A	N/A	N/A
04:00:00	0	N/A	N/A	N/A
05:00:00	0	N/A	N/A	N/A
06:00:00	0	N/A	N/A	N/A
07:00:00	0	N/A	N/A	N/A
08:00:00	0	N/A	N/A	N/A
09:00:00	0	N/A	N/A	N/A
10:00:00	0	N/A	N/A	N/A
11:00:00	0	N/A	N/A	N/A

Summary of Violators  
TBL facing A28 April 2026

from Mon-Mar-23-2026-10-00-AM to Tue-Apr-21-2026-09-59-AM

12:00:00	0	N/A	N/A	N/A
13:00:00	0	N/A	N/A	N/A
14:00:00	0	N/A	N/A	N/A
15:00:00	0	N/A	N/A	N/A
16:00:00	0	N/A	N/A	N/A
17:00:00	0	N/A	N/A	N/A
18:00:00	0	N/A	N/A	N/A
19:00:00	0	N/A	N/A	N/A
20:00:00	0	N/A	N/A	N/A
21:00:00	0	N/A	N/A	N/A
22:00:00	0	N/A	N/A	N/A
23:00:00	0	N/A	N/A	N/A
00:00:00	0	N/A	N/A	N/A
01:00:00	0	N/A	N/A	N/A
02:00:00	0	N/A	N/A	N/A
03:00:00	0	N/A	N/A	N/A
04:00:00	0	N/A	N/A	N/A
05:00:00	0	N/A	N/A	N/A
06:00:00	0	N/A	N/A	N/A
07:00:00	0	N/A	N/A	N/A
08:00:00	0	N/A	N/A	N/A
09:00:00	0	N/A	N/A	N/A
10:00:00	0	N/A	N/A	N/A
11:00:00	0	N/A	N/A	N/A
12:00:00	0	N/A	N/A	N/A
13:00:00	0	N/A	N/A	N/A
14:00:00	0	N/A	N/A	N/A
15:00:00	0	N/A	N/A	N/A
16:00:00	0	N/A	N/A	N/A
17:00:00	0	N/A	N/A	N/A
18:00:00	0	N/A	N/A	N/A
19:00:00	0	N/A	N/A	N/A
20:00:00	0	N/A	N/A	N/A
21:00:00	0	N/A	N/A	N/A
22:00:00	0	N/A	N/A	N/A
23:00:00	0	N/A	N/A	N/A
00:00:00	0	N/A	N/A	N/A
01:00:00	0	N/A	N/A	N/A
02:00:00	0	N/A	N/A	N/A
03:00:00	0	N/A	N/A	N/A
04:00:00	0	N/A	N/A	N/A
05:00:00	0	N/A	N/A	N/A
06:00:00	0	N/A	N/A	N/A
07:00:00	0	N/A	N/A	N/A
08:00:00	0	N/A	N/A	N/A
09:00:00	0	N/A	N/A	N/A
10:00:00	0	N/A	N/A	N/A
11:00:00	0	N/A	N/A	N/A
12:00:00	0	N/A	N/A	N/A

Summary of Violators  
TBL facing A28 April 2026

from Mon-Mar-23-2026-10-00-AM to Tue-Apr-21-2026-09-59-AM

13:00:00	0	N/A	N/A	N/A
14:00:00	0	N/A	N/A	N/A
15:00:00	0	N/A	N/A	N/A
16:00:00	0	N/A	N/A	N/A
17:00:00	0	N/A	N/A	N/A
18:00:00	0	N/A	N/A	N/A
19:00:00	0	N/A	N/A	N/A
20:00:00	0	N/A	N/A	N/A
21:00:00	0	N/A	N/A	N/A
22:00:00	0	N/A	N/A	N/A
23:00:00	0	N/A	N/A	N/A

Incoming Histogram

TBL facing A28 April 2026

from Mon-Mar-23-2026-10-00-AM to Tue-Apr-21-2026-09-59-AM

Date	Starting Hr:min	<15	15 to <20	20 to <25	25 to <30	30 to <35	35 to <40	40 to <45	45 to <50	50 to <55	55 to <60	60 to <65	65 to <70	70 to <75	75 to <80	80 to <85	85 to <90	90 to <95	95 to <100	100 to >105	Total Counts	Avg Speed (MPH)	85pet Speed	10MPH Pace	% in pace	# of Speeders	% Speeders
23/03/2026	00:00	*	*	*	*	*	*	*	*	*	*	*	*	*	*	*	*	*	*	*	*	*	*	*	*	*	*
23/03/2026	01:00	*	*	*	*	*	*	*	*	*	*	*	*	*	*	*	*	*	*	*	*	*	*	*	*	*	*
23/03/2026	02:00	*	*	*	*	*	*	*	*	*	*	*	*	*	*	*	*	*	*	*	*	*	*	*	*	*	*
23/03/2026	03:00	*	*	*	*	*	*	*	*	*	*	*	*	*	*	*	*	*	*	*	*	*	*	*	*	*	*
23/03/2026	04:00	*	*	*	*	*	*	*	*	*	*	*	*	*	*	*	*	*	*	*	*	*	*	*	*	*	*
23/03/2026	05:00	*	*	*	*	*	*	*	*	*	*	*	*	*	*	*	*	*	*	*	*	*	*	*	*	*	*
23/03/2026	06:00	*	*	*	*	*	*	*	*	*	*	*	*	*	*	*	*	*	*	*	*	*	*	*	*	*	*
23/03/2026	07:00	*	*	*	*	*	*	*	*	*	*	*	*	*	*	*	*	*	*	*	*	*	*	*	*	*	*
23/03/2026	08:00	*	*	*	*	*	*	*	*	*	*	*	*	*	*	*	*	*	*	*	*	*	*	*	*	*	*
23/03/2026	09:00	*	*	*	*	*	*	*	*	*	*	*	*	*	*	*	*	*	*	*	*	*	*	*	*	*	*
23/03/2026	10:00	0	0	8	37	34	22	1	0	0	0	0	0	0	0	0	0	0	0	0	102	31	36.8	25 to 35	69.6	23	22.5
23/03/2026	11:00	1	1	16	63	73	22	2	1	0	0	0	0	0	0	0	0	0	0	0	179	30.4	34.9	25 to 35	76	25	14
23/03/2026	12:00	0	8	25	72	64	26	3	0	0	0	0	0	0	0	0	0	0	0	0	198	29.5	34.9	25 to 35	68.7	29	14.6
23/03/2026	13:00	2	7	16	56	59	19	4	0	0	1	0	0	0	0	0	0	0	0	0	164	29.8	34.9	25 to 35	70.1	24	14.6
23/03/2026	14:00	2	7	17	94	85	34	1	0	0	0	0	0	0	0	0	0	0	0	0	240	29.9	34.9	25 to 35	74.6	35	14.6
23/03/2026	15:00	5	16	81	147	125	22	3	0	0	0	0	0	0	0	0	0	0	0	0	399	28.1	33.6	25 to 35	68.2	25	6.3
23/03/2026	16:00	3	9	54	127	105	30	4	1	0	0	0	0	0	0	0	0	0	0	0	333	28.9	34.3	25 to 35	69.7	35	10.5
23/03/2026	17:00	1	8	29	129	123	35	5	1	0	0	0	0	0	0	0	0	0	0	0	331	29.9	34.6	25 to 35	76.1	41	12.4
23/03/2026	18:00	7	12	33	79	73	31	4	0	0	0	0	0	0	0	0	0	0	0	0	239	28.9	34.9	25 to 35	63.6	35	14.6
23/03/2026	19:00	1	4	18	69	60	20	1	1	0	0	0	0	0	0	0	0	0	0	0	174	29.7	34.7	25 to 35	74.1	22	12.6
23/03/2026	20:00	4	3	12	26	38	16	2	1	0	0	0	0	0	0	0	0	0	0	0	102	29.8	36.2	25 to 35	62.7	19	18.6
23/03/2026	21:00	0	0	9	33	21	6	2	0	0	0	0	0	0	0	0	0	0	0	0	71	29.5	34.3	25 to 35	76.1	8	11.3
23/03/2026	22:00	1	0	5	7	13	9	3	1	0	0	0	0	0	0	0	0	0	0	0	39	31.8	38.9	30 to 40	56.4	13	33.3
23/03/2026	23:00	0	0	2	6	4	7	2	0	0	0	0	0	0	0	0	0	0	0	0	21	32.3	39.3	30 to 40	52.4	9	42.9
24 Hr Summary		27	75	325	945	877	299	37	6	0	1	0	0	0	0	0	0	0	0	0	2592	29.5	34.7	25 to 35	70.3	343	13.2

Incoming Histogram

TBL facing A28 April 2026

from Mon-Mar-23-2026-10-00-AM to Tue-Apr-21-2026-09-59-AM

Date	Starting Hr:min	<15	15 to <20	20 to <25	25 to <30	30 to <35	35 to <40	40 to <45	45 to <50	50 to <55	55 to <60	60 to <65	65 to <70	70 to <75	75 to <80	80 to <85	85 to <90	90 to <95	95 to <100	100 to >105	Total Counts	Avg Speed (MPH)	85pet Speed	10MPH Pace	% in pace	# of Speeders	% Speeders
24/03/2026	00:00	0	0	0	1	2	2	4	0	0	0	0	0	0	0	0	0	0	0	0	9	37	43.8	35 to 45	66.7	6	66.7
24/03/2026	01:00	0	0	0	0	1	0	0	0	0	0	0	0	0	0	0	0	0	0	0	1	32	35	25 to 35	100	*	*
24/03/2026	02:00	0	0	1	1	1	1	1	0	0	0	0	0	0	0	0	0	0	0	0	5	32	40	20 to 30	40	2	40
24/03/2026	03:00	0	0	1	2	1	1	1	0	0	0	0	0	0	0	0	0	0	0	0	6	31.2	40	20 to 30	50	2	33.3
24/03/2026	04:00	0	0	1	4	1	2	1	0	0	0	0	0	0	0	0	0	0	0	0	9	30.9	40	20 to 30	55.6	3	33.3
24/03/2026	05:00	1	1	1	6	8	5	5	0	0	0	0	0	0	0	0	0	0	0	0	27	32.2	41	25 to 35	51.9	10	37
24/03/2026	06:00	0	3	7	17	23	16	4	0	0	0	0	0	0	0	0	0	0	0	0	70	31.2	38.1	25 to 35	57.1	20	28.6
24/03/2026	07:00	3	9	12	74	81	27	6	1	0	0	0	0	0	0	0	0	0	0	0	213	30.2	35.4	25 to 35	72.8	34	16
24/03/2026	08:00	1	19	63	156	86	19	0	0	0	0	0	0	0	0	0	0	0	0	0	344	27.7	33.1	25 to 35	70.3	19	5.5
24/03/2026	09:00	1	12	27	116	115	22	0	0	0	0	0	0	0	0	0	0	0	0	0	293	29.2	34	25 to 35	78.8	22	7.5
24/03/2026	10:00	2	7	19	64	75	28	2	1	0	0	0	0	0	0	0	0	0	0	0	198	30	35.2	25 to 35	70.2	31	15.7
24/03/2026	11:00	2	2	23	59	75	25	2	0	0	0	0	0	0	0	0	0	0	0	0	188	30	34.9	25 to 35	71.3	27	14.4
24/03/2026	12:00	4	8	22	73	71	28	1	2	0	0	0	0	0	0	0	0	0	0	0	209	29.5	35	25 to 35	68.9	31	14.8
24/03/2026	13:00	2	9	13	87	75	28	3	2	0	0	0	0	0	0	0	0	0	0	0	219	30	35	25 to 35	74	33	15.1
24/03/2026	14:00	1	4	34	81	84	32	2	0	0	0	0	0	0	0	0	0	0	0	0	238	29.7	34.9	25 to 35	69.3	34	14.3
24/03/2026	15:00	3	19	99	150	105	15	2	1	0	0	0	0	0	0	0	0	0	0	0	394	27.4	33	25 to 35	64.7	18	4.6
24/03/2026	16:00	7	11	75	148	133	26	1	0	0	0	0	0	0	0	0	0	0	0	0	401	28.3	33.8	25 to 35	70.1	27	6.7
24/03/2026	17:00	1	15	39	114	107	43	5	0	0	0	0	0	0	0	0	0	0	0	0	324	29.6	35	25 to 35	68.2	48	14.8
24/03/2026	18:00	4	12	29	95	67	21	3	0	0	0	0	0	0	0	0	0	0	0	0	231	28.6	34.2	25 to 35	70.1	24	10.4
24/03/2026	19:00	0	7	24	49	53	13	1	0	0	0	0	0	0	0	0	0	0	0	0	147	28.9	34.2	25 to 35	69.4	14	9.5
24/03/2026	20:00	1	1	14	50	39	14	1	0	0	0	0	0	0	0	0	0	0	0	0	120	29.5	34.6	25 to 35	74.2	15	12.5
24/03/2026	21:00	0	1	9	30	19	7	2	0	0	0	0	0	0	0	0	0	0	0	0	68	29.4	34.7	25 to 35	72.1	9	13.2
24/03/2026	22:00	1	0	6	15	18	8	2	0	0	0	0	0	0	0	0	0	0	0	0	50	30.4	36.2	25 to 35	66	10	20
24/03/2026	23:00	1	1	1	5	7	5	3	0	0	0	0	0	0	0	0	0	0	0	0	23	31.4	40	25 to 35	52.2	8	34.8
24 Hr Summary		35	141	520	1397	1247	388	52	7	0	0	0	0	0	0	0	0	0	0	0	3787	29.1	34.5	25 to 35	69.8	447	11.8

Incoming Histogram

TBL facing A28 April 2026

from Mon-Mar-23-2026-10-00-AM to Tue-Apr-21-2026-09-59-AM

Date	Starting Hr:min	<15	15 to <20	20 to <25	25 to <30	30 to <35	35 to <40	40 to <45	45 to <50	50 to <55	55 to <60	60 to <65	65 to <70	70 to <75	75 to <80	80 to <85	85 to <90	90 to <95	95 to <100	100 to >105	Total Counts	Avg Speed (MPH)	85pet Speed	10MPH Pace	% in pace	# of Speeders	% Speeders	
25/03/2026	00:00	0	0	0	3	6	2	0	1	0	0	0	0	0	0	0	0	0	0	0	0	12	32.9	37.5	25 to 35	75	3	25
25/03/2026	01:00	0	0	0	0	0	0	0	0	0	0	0	0	0	0	0	0	0	0	0	0	0	0	0	*	*	*	*
25/03/2026	02:00	0	0	0	0	2	0	0	0	0	0	0	0	0	0	0	0	0	0	0	2	32	35	25 to 35	100	*	*	
25/03/2026	03:00	0	0	1	4	1	3	0	0	0	0	0	0	0	0	0	0	0	0	0	9	30.6	38.3	20 to 30	55.6	3	33.3	
25/03/2026	04:00	2	0	0	2	1	4	0	0	0	0	0	0	0	0	0	0	0	0	0	9	28.7	38.8	30 to 40	55.6	4	44.4	
25/03/2026	05:00	1	1	2	7	6	4	3	0	0	0	0	0	0	0	0	0	0	0	0	24	30.4	38.8	25 to 35	54.2	7	29.2	
25/03/2026	06:00	1	3	2	14	25	16	2	0	0	0	0	0	0	0	0	0	0	0	0	63	31.4	37.8	30 to 40	65.1	18	28.6	
25/03/2026	07:00	3	8	24	82	70	20	3	2	0	0	0	0	0	0	0	0	0	0	0	212	29.3	34.5	25 to 35	71.7	25	11.8	
25/03/2026	08:00	0	15	53	173	92	19	0	0	0	0	0	0	0	0	0	0	0	0	0	352	28.1	33.2	25 to 35	75.3	19	5.4	
25/03/2026	09:00	0	5	28	121	93	25	0	0	0	0	0	0	0	0	0	0	0	0	0	272	29.4	34.1	25 to 35	78.7	25	9.2	
25/03/2026	10:00	2	6	16	73	75	18	0	0	0	0	0	0	0	0	0	0	0	0	0	190	29.5	34.3	25 to 35	77.9	18	9.5	
25/03/2026	11:00	1	6	24	78	73	16	0	0	0	0	0	0	0	0	0	0	0	0	0	198	29.1	34	25 to 35	76.3	16	8.1	
25/03/2026	12:00	3	4	17	84	70	24	2	1	0	0	0	0	0	0	0	0	0	0	0	205	29.7	34.7	25 to 35	75.1	27	13.2	
25/03/2026	13:00	1	5	18	74	78	23	4	3	0	0	0	0	0	0	0	0	0	0	0	206	30.3	34.9	25 to 35	73.8	30	14.6	
25/03/2026	14:00	2	7	24	81	86	37	7	0	0	0	0	0	0	0	0	0	0	0	0	244	30.2	35.9	25 to 35	68.4	44	18	
25/03/2026	15:00	11	24	102	153	103	22	0	0	0	0	0	0	0	0	0	0	0	0	0	415	27	33.1	25 to 35	61.7	22	5.3	
25/03/2026	16:00	3	10	39	119	136	43	4	0	0	0	0	0	0	0	0	0	0	0	0	354	29.8	34.8	25 to 35	72	47	13.3	
25/03/2026	17:00	3	16	42	133	103	30	4	0	1	0	0	0	0	0	0	0	0	0	0	332	28.9	34.3	25 to 35	71.1	35	10.5	
25/03/2026	18:00	4	9	53	92	101	31	2	0	1	0	0	0	0	0	0	0	0	0	0	293	29	34.5	25 to 35	65.9	34	11.6	
25/03/2026	19:00	2	4	29	65	59	17	1	0	0	0	0	0	0	0	0	0	0	0	0	177	28.9	34.2	25 to 35	70.1	18	10.2	
25/03/2026	20:00	0	0	14	58	34	8	1	0	0	0	0	0	0	0	0	0	0	0	0	115	29.1	33.8	25 to 35	80	9	7.8	
25/03/2026	21:00	0	4	12	32	33	8	3	1	0	0	0	0	0	0	0	0	0	0	0	93	29.6	34.7	25 to 35	69.9	12	12.9	
25/03/2026	22:00	0	1	3	16	18	8	1	0	0	0	0	0	0	0	0	0	0	0	0	47	30.7	36.2	25 to 35	72.3	9	19.1	
25/03/2026	23:00	0	0	0	11	3	3	1	1	0	0	0	0	0	0	0	0	0	0	0	19	31.5	38.3	25 to 35	73.7	5	26.3	
24 Hr Summary		39	128	503	1475	1268	381	38	9	2	0	0	0	0	0	0	0	0	0	0	3843	29.1	34.4	25 to 35	71.4	430	11.2	

Incoming Histogram

TBL facing A28 April 2026

from Mon-Mar-23-2026-10-00-AM to Tue-Apr-21-2026-09-59-AM

Date	Starting Hr:min	<15	15 to <20	20 to <25	25 to <30	30 to <35	35 to <40	40 to <45	45 to <50	50 to <55	55 to <60	60 to <65	65 to <70	70 to <75	75 to <80	80 to <85	85 to <90	90 to <95	95 to <100	100 to >105	Total Counts	Avg Speed (MPH)	85pet Speed	10MPH Pace	% in pace	# of Speeders	% Speeders	
26/03/2026	00:00	0	1	1	1	1	4	1	0	0	0	0	0	0	0	0	0	0	0	0	0	9	32	40	30 to 40	55.6	5	55.6
26/03/2026	01:00	0	0	0	1	3	1	0	0	0	0	0	0	0	0	0	0	0	0	0	0	5	32	35	25 to 35	80	1	20
26/03/2026	02:00	0	0	1	0	2	2	1	0	0	0	0	0	0	0	0	0	0	0	0	0	6	33.7	40	30 to 40	66.7	3	50
26/03/2026	03:00	0	0	0	1	2	1	0	0	0	0	0	0	0	0	0	0	0	0	0	0	4	32	35	25 to 35	75	1	25
26/03/2026	04:00	0	2	0	1	2	0	1	0	0	0	0	0	0	0	0	0	0	0	0	0	6	28	35	25 to 35	50	1	16.7
26/03/2026	05:00	0	1	2	6	10	4	3	0	0	0	0	0	0	0	0	0	0	0	0	0	26	31.6	38.8	25 to 35	61.5	7	26.9
26/03/2026	06:00	0	4	5	10	26	6	7	0	0	0	0	0	0	0	0	0	0	0	0	0	58	31.2	38.3	25 to 35	62.1	13	22.4
26/03/2026	07:00	4	3	17	84	86	17	2	0	0	0	0	0	0	0	0	0	0	0	0	0	213	29.6	34.2	25 to 35	79.8	19	8.9
26/03/2026	08:00	0	15	44	130	109	21	1	1	0	0	0	0	0	0	0	0	0	0	0	0	321	28.8	33.9	25 to 35	74.5	23	7.2
26/03/2026	09:00	1	4	41	100	109	35	6	0	0	0	0	0	0	0	0	0	0	0	0	0	296	29.9	34.9	25 to 35	70.6	41	13.9
26/03/2026	10:00	2	7	15	65	63	21	6	1	0	0	0	0	0	0	0	0	0	0	0	0	180	30	35.2	25 to 35	71.1	28	15.6
26/03/2026	11:00	1	2	17	65	61	32	2	1	0	0	0	0	0	0	0	0	0	0	0	0	181	30.5	36.2	25 to 35	69.6	35	19.3
26/03/2026	12:00	1	3	18	74	46	21	4	2	0	0	0	0	0	0	0	0	0	0	0	0	169	29.8	35.5	25 to 35	71	27	16
26/03/2026	13:00	3	2	16	70	66	25	3	0	0	0	0	0	0	0	0	0	0	0	0	0	185	30	35	25 to 35	73.5	28	15.1
26/03/2026	14:00	2	9	25	95	95	22	1	0	0	0	0	0	0	0	0	0	0	0	0	0	249	29.3	34.3	25 to 35	76.3	23	9.2
26/03/2026	15:00	50	28	65	121	71	14	1	0	0	0	0	0	0	0	0	0	0	0	0	0	350	24.5	32.4	25 to 35	54.9	15	4.3
26/03/2026	16:00	1	9	52	148	149	22	5	1	0	0	0	0	0	0	0	0	0	0	0	0	387	29.3	34	25 to 35	76.7	28	7.2
26/03/2026	17:00	0	6	44	111	121	24	7	0	0	0	0	0	0	0	0	0	0	0	0	0	313	29.6	34.3	25 to 35	74.1	31	9.9
26/03/2026	18:00	0	8	16	77	79	30	0	0	0	0	0	0	0	0	0	0	0	0	0	0	210	30	34.9	25 to 35	74.3	30	14.3
26/03/2026	19:00	3	14	31	66	46	17	3	1	1	0	0	0	0	0	0	0	0	0	0	0	182	28.2	34.5	25 to 35	61.5	22	12.1
26/03/2026	20:00	1	2	18	46	39	16	1	1	0	0	0	0	0	0	0	0	0	0	0	0	124	29.5	34.9	25 to 35	68.5	18	14.5
26/03/2026	21:00	0	3	12	34	36	14	2	1	0	0	0	0	0	0	0	0	0	0	0	0	102	30.1	35.7	25 to 35	68.6	17	16.7
26/03/2026	22:00	1	0	6	13	24	2	4	1	0	0	0	0	0	0	0	0	0	0	0	0	51	30.7	34.8	25 to 35	72.5	7	13.7
26/03/2026	23:00	0	1	1	10	10	6	3	0	0	0	0	0	0	0	0	0	0	0	0	0	31	31.8	38.3	25 to 35	64.5	9	29
24 Hr Summary		70	124	447	1329	1256	357	64	10	1	0	0	0	0	0	0	0	0	0	0	0	3658	29.1	34.5	25 to 35	70.7	432	11.8

Incoming Histogram

TBL facing A28 April 2026

from Mon-Mar-23-2026-10-00-AM to Tue-Apr-21-2026-09-59-AM

Date	Starting Hr:min	<15	15 to <20	20 to <25	25 to <30	30 to <35	35 to <40	40 to <45	45 to <50	50 to <55	55 to <60	60 to <65	65 to <70	70 to <75	75 to <80	80 to <85	85 to <90	90 to <95	95 to <100	100 to >105	Total Counts	Avg Speed (MPH)	85pet Speed	10MPH Pace	% in pace	# of Speeders	% Speeders	
27/03/2026	00:00	0	0	1	6	7	5	1	0	0	0	0	0	0	0	0	0	0	0	0	0	20	31.9	38	25 to 35	65	6	30
27/03/2026	01:00	0	0	0	1	0	0	0	1	0	0	0	0	0	0	0	0	0	0	0	0	2	37	50	20 to 30	50	1	50
27/03/2026	02:00	0	0	0	3	1	2	1	0	0	0	0	0	0	0	0	0	0	0	0	0	7	33	40	25 to 35	57.1	3	42.9
27/03/2026	03:00	0	0	0	1	2	0	1	0	0	0	0	0	0	0	0	0	0	0	0	0	4	33.2	35	25 to 35	75	1	25
27/03/2026	04:00	0	1	0	2	2	2	2	0	0	0	0	0	0	0	0	0	0	0	0	0	9	32.6	42.5	25 to 35	44.4	4	44.4
27/03/2026	05:00	1	0	0	7	6	4	2	1	0	0	0	0	0	0	0	0	0	0	0	0	21	32.1	40	25 to 35	61.9	7	33.3
27/03/2026	06:00	0	3	3	17	21	17	2	0	0	0	0	0	0	0	0	0	0	0	0	0	63	31.4	37.9	25 to 35	60.3	19	30.2
27/03/2026	07:00	0	8	18	49	64	21	4	0	0	0	0	0	0	0	0	0	0	0	0	0	164	30	35	25 to 35	68.9	25	15.2
27/03/2026	08:00	2	13	44	141	87	17	0	1	0	0	0	0	0	0	0	0	0	0	0	0	305	28.2	33.4	25 to 35	74.8	18	5.9
27/03/2026	09:00	4	8	47	116	95	25	3	1	0	0	0	0	0	0	0	0	0	0	0	0	299	28.8	34.2	25 to 35	70.6	29	9.7
27/03/2026	10:00	2	5	19	81	54	22	3	0	0	0	0	0	0	0	0	0	0	0	0	0	186	29.4	34.7	25 to 35	72.6	25	13.4
27/03/2026	11:00	2	4	17	57	68	17	6	0	0	0	0	0	0	0	0	0	0	0	0	0	171	30	34.8	25 to 35	73.1	23	13.5
27/03/2026	12:00	2	6	22	91	81	21	5	0	1	0	0	0	0	0	0	0	0	0	0	0	229	29.7	34.6	25 to 35	75.1	27	11.8
27/03/2026	13:00	0	5	29	96	83	21	5	0	0	0	0	0	0	0	0	0	0	0	0	0	239	29.5	34.4	25 to 35	74.9	26	10.9
27/03/2026	14:00	2	6	31	79	91	22	0	2	0	0	0	0	0	0	0	0	0	0	0	0	233	29.5	34.4	25 to 35	73	24	10.3
27/03/2026	15:00	70	38	86	77	32	3	0	0	0	0	0	0	0	0	0	0	0	0	0	0	306	21.1	29.3	20 to 30	53.3	3	1
27/03/2026	16:00	3	11	72	153	115	25	1	0	0	0	0	0	0	0	0	0	0	0	0	0	380	28.3	33.7	25 to 35	70.5	26	6.8
27/03/2026	17:00	1	4	35	113	100	35	2	0	0	0	0	0	0	0	0	0	0	0	0	0	290	29.7	34.6	25 to 35	73.4	37	12.8
27/03/2026	18:00	2	9	31	90	78	19	4	1	0	0	0	0	0	0	0	0	0	0	0	0	234	29.1	34.3	25 to 35	71.8	24	10.3
27/03/2026	19:00	1	3	18	72	45	15	0	1	0	0	0	0	0	0	0	0	0	0	0	0	155	29.1	34.2	25 to 35	75.5	16	10.3
27/03/2026	20:00	1	3	12	61	41	12	4	0	0	0	0	0	0	0	0	0	0	0	0	0	134	29.5	34.5	25 to 35	76.1	16	11.9
27/03/2026	21:00	0	0	6	46	36	6	2	0	0	0	0	0	0	0	0	0	0	0	0	0	96	29.8	34.2	25 to 35	85.4	8	8.3
27/03/2026	22:00	0	2	5	32	23	10	2	2	0	0	0	0	0	0	0	0	0	0	0	0	76	30.4	36.5	25 to 35	72.4	14	18.4
27/03/2026	23:00	1	1	5	12	14	4	1	0	0	0	0	0	0	0	0	0	0	0	0	0	38	29.2	34.6	25 to 35	68.4	5	13.2
24 Hr Summary		94	130	501	1403	1146	325	51	10	1	0	0	0	0	0	0	0	0	0	0	0	3661	28.6	34.3	25 to 35	69.6	387	10.6

Incoming Histogram

TBL facing A28 April 2026

from Mon-Mar-23-2026-10-00-AM to Tue-Apr-21-2026-09-59-AM

Date	Starting Hr:min	<15	15 to <20	20 to <25	25 to <30	30 to <35	35 to <40	40 to <45	45 to <50	50 to <55	55 to <60	60 to <65	65 to <70	70 to <75	75 to <80	80 to <85	85 to <90	90 to <95	95 to <100	100 to >105	Total Counts	Avg Speed (MPH)	85pet Speed	10MPH Pace	% in pace	# of Speeders	% Speeders
28/03/2026	00:00	1	0	2	5	7	5	0	0	0	0	0	0	0	0	0	0	0	0	0	20	30.1	37	25 to 35	60	5	25
28/03/2026	01:00	0	0	1	2	1	0	0	0	0	0	0	0	0	0	0	0	0	0	0	4	27	30	20 to 30	75	*	*
28/03/2026	02:00	0	0	0	1	1	0	0	0	0	0	0	0	0	0	0	0	0	0	0	2	29.5	35	25 to 35	100	*	*
28/03/2026	03:00	0	0	2	1	3	1	1	0	0	0	0	0	0	0	0	0	0	0	0	8	30.8	40	25 to 35	50	2	25
28/03/2026	04:00	1	0	2	2	3	1	0	0	0	0	0	0	0	0	0	0	0	0	0	9	27	35	25 to 35	55.6	1	11.1
28/03/2026	05:00	2	1	0	3	4	3	0	0	0	0	0	0	0	0	0	0	0	0	0	13	27.9	36.7	25 to 35	53.8	3	23.1
28/03/2026	06:00	0	1	0	12	12	8	3	0	0	0	0	0	0	0	0	0	0	0	0	36	32.1	38.8	25 to 35	66.7	11	30.6
28/03/2026	07:00	0	2	3	28	31	15	4	1	0	0	0	0	0	0	0	0	0	0	0	84	31.5	37.3	25 to 35	70.2	20	23.8
28/03/2026	08:00	0	5	8	40	52	17	6	0	0	0	0	0	0	0	0	0	0	0	0	128	30.7	36.2	25 to 35	71.9	23	18
28/03/2026	09:00	1	5	15	64	67	41	7	0	0	0	0	0	0	0	0	0	0	0	0	200	31	37.2	25 to 35	65.5	48	24
28/03/2026	10:00	3	13	25	75	87	41	2	1	0	0	0	0	0	0	0	0	0	0	0	247	29.8	35.9	25 to 35	65.6	44	17.8
28/03/2026	11:00	2	5	26	93	102	34	5	1	0	0	0	0	0	0	0	0	0	0	0	268	30.2	35	25 to 35	72.8	40	14.9
28/03/2026	12:00	1	12	38	97	90	31	9	2	0	0	0	0	0	0	0	0	0	0	0	280	29.6	35	25 to 35	66.8	42	15
28/03/2026	13:00	1	5	27	74	88	35	2	1	1	0	0	0	0	0	0	0	0	0	0	234	30.3	35.6	25 to 35	69.2	39	16.7
28/03/2026	14:00	1	5	27	95	101	29	4	0	0	0	0	0	0	0	0	0	0	0	0	262	29.9	34.7	25 to 35	74.8	33	12.6
28/03/2026	15:00	1	9	28	82	68	30	4	0	0	0	0	0	0	0	0	0	0	0	0	222	29.5	35.2	25 to 35	67.6	34	15.3
28/03/2026	16:00	2	9	20	67	70	26	2	0	1	0	0	0	0	0	0	0	0	0	0	197	29.7	34.9	25 to 35	69.5	29	14.7
28/03/2026	17:00	1	9	21	77	73	26	4	0	0	0	0	0	0	0	0	0	0	0	0	211	29.7	34.9	25 to 35	71.1	30	14.2
28/03/2026	18:00	2	1	16	65	56	21	5	0	0	0	0	0	0	0	0	0	0	0	0	166	30.1	35.2	25 to 35	72.9	26	15.7
28/03/2026	19:00	1	3	17	55	48	21	3	1	0	0	0	0	0	0	0	0	0	0	0	149	30	35.7	25 to 35	69.1	25	16.8
28/03/2026	20:00	2	1	19	40	37	9	3	0	0	0	0	0	0	0	0	0	0	0	0	111	29	34.3	25 to 35	69.4	12	10.8
28/03/2026	21:00	1	2	13	42	30	12	0	1	0	0	0	0	0	0	0	0	0	0	0	101	29.3	34.7	25 to 35	71.3	13	12.9
28/03/2026	22:00	2	1	3	27	28	12	2	0	0	0	0	0	0	0	0	0	0	0	0	75	30.5	36.2	25 to 35	73.3	14	18.7
28/03/2026	23:00	1	4	7	14	17	6	0	0	0	0	0	0	0	0	0	0	0	0	0	49	28.4	34.7	25 to 35	63.3	6	12.2
24 Hr Summary		26	93	320	1061	1076	424	66	8	2	0	0	0	0	0	0	0	0	0	0	3076	30	35.5	25 to 35	69.5	500	16.3

Incoming Histogram

TBL facing A28 April 2026

from Mon-Mar-23-2026-10-00-AM to Tue-Apr-21-2026-09-59-AM

Date	Starting Hr:min	<15	15 to <20	20 to <25	25 to <30	30 to <35	35 to <40	40 to <45	45 to <50	50 to <55	55 to <60	60 to <65	65 to <70	70 to <75	75 to <80	80 to <85	85 to <90	90 to <95	95 to <100	100 to >105	Total Counts	Avg Speed (MPH)	85pct Speed	10MPH Pace	% in pace	# of Speeders	% Speeders
29/03/2026	00:00	1	1	3	8	8	6	0	1	0	0	0	0	0	0	0	0	0	0	0	28	29.9	37.5	25 to 35	57.1	7	25
29/03/2026	01:00	0	1	1	2	6	4	2	0	0	0	0	0	0	0	0	0	0	0	0	16	32.4	40	30 to 40	62.5	6	37.5
29/03/2026	02:00	0	1	0	6	1	1	2	0	0	0	0	0	0	0	0	0	0	0	0	11	30.3	40	25 to 35	63.6	3	27.3
29/03/2026	03:00	0	0	0	3	3	1	3	0	0	0	0	0	0	0	0	0	0	0	0	10	34.2	41.7	25 to 35	60	4	40
29/03/2026	04:00	1	1	1	0	2	1	1	0	0	0	0	0	0	0	0	0	0	0	0	7	27.7	40	30 to 40	42.9	2	28.6
29/03/2026	05:00	0	0	1	6	10	5	1	0	1	0	0	0	0	0	0	0	0	0	0	24	32.9	38	25 to 35	66.7	7	29.2
29/03/2026	06:00	1	1	3	9	15	9	2	0	0	0	0	0	0	0	0	0	0	0	0	40	31.1	37.8	25 to 35	60	11	27.5
29/03/2026	07:00	1	0	4	24	23	10	3	0	0	0	0	0	0	0	0	0	0	0	0	65	30.8	36.5	25 to 35	72.3	13	20
29/03/2026	08:00	0	1	7	27	44	18	10	1	0	0	0	0	0	0	0	0	0	0	0	108	32.2	38.6	25 to 35	65.7	29	26.9
29/03/2026	09:00	0	1	16	53	69	23	2	0	0	0	0	0	0	0	0	0	0	0	0	164	30.6	35	25 to 35	74.4	25	15.2
29/03/2026	10:00	0	6	15	70	81	21	2	2	0	0	0	0	0	0	0	0	0	0	0	197	30.2	34.7	25 to 35	76.6	25	12.7
29/03/2026	11:00	2	5	12	71	83	29	4	1	0	0	0	0	0	0	0	0	0	0	0	207	30.6	35.5	25 to 35	74.4	34	16.4
29/03/2026	12:00	1	4	19	82	85	32	3	1	0	0	0	0	0	0	0	0	0	0	0	227	30.3	35.3	25 to 35	73.6	36	15.9
29/03/2026	13:00	2	5	26	63	62	26	6	0	0	0	0	0	0	0	0	0	0	0	0	190	29.8	35.8	25 to 35	65.8	32	16.8
29/03/2026	14:00	1	5	14	66	69	25	4	0	0	0	0	0	0	0	0	0	0	0	0	184	30.2	35.2	25 to 35	73.4	29	15.8
29/03/2026	15:00	1	4	16	60	61	25	5	0	0	0	0	0	0	0	0	0	0	0	0	172	30.3	35.8	25 to 35	70.3	30	17.4
29/03/2026	16:00	0	5	15	31	46	17	4	1	0	0	0	0	0	0	0	0	0	0	0	119	30.4	36.2	25 to 35	64.7	22	18.5
29/03/2026	17:00	0	1	13	45	38	27	12	1	1	0	0	0	0	0	0	0	0	0	0	138	31.8	38.7	25 to 35	60.1	41	29.7
29/03/2026	18:00	1	3	10	47	48	17	6	2	0	0	0	0	0	0	0	0	0	0	0	134	30.7	36.5	25 to 35	70.9	25	18.7
29/03/2026	19:00	3	1	6	41	31	8	2	0	0	0	0	0	0	0	0	0	0	0	0	92	29.3	34.4	25 to 35	78.3	10	10.9
29/03/2026	20:00	0	1	5	23	15	8	1	1	0	0	0	0	0	0	0	0	0	0	0	54	30.1	36.2	25 to 35	70.4	10	18.5
29/03/2026	21:00	0	2	6	6	12	11	1	0	0	0	1	0	0	0	0	0	0	0	0	39	31.6	38.2	30 to 40	59	13	33.3
29/03/2026	22:00	1	0	1	9	5	4	1	0	0	0	0	0	0	0	0	0	0	0	0	21	30	37.5	25 to 35	66.7	5	23.8
29/03/2026	23:00	0	0	1	1	3	2	0	0	0	0	0	0	0	0	0	0	0	0	0	7	31.4	37.5	30 to 40	71.4	2	28.6
24 Hr Summary		16	49	195	753	820	330	77	11	2	0	1	0	0	0	0	0	0	0	0	2254	30.6	36.3	25 to 35	69.8	421	18.7

Incoming Histogram

TBL facing A28 April 2026

from Mon-Mar-23-2026-10-00-AM to Tue-Apr-21-2026-09-59-AM

Date	Starting Hr:min	<15	15 to <20	20 to <25	25 to <30	30 to <35	35 to <40	40 to <45	45 to <50	50 to <55	55 to <60	60 to <65	65 to <70	70 to <75	75 to <80	80 to <85	85 to <90	90 to <95	95 to <100	100 to >105	Total Counts	Avg Speed (MPH)	85pct Speed	10MPH Pace	% in pace	# of Speeders	% Speeders	
30/03/2026	00:00	0	0	1	0	0	0	0	0	0	0	0	0	0	0	0	0	0	0	0	0	1	22	25	15 to 25	100	*	*
30/03/2026	01:00	0	0	1	1	0	2	0	0	0	0	0	0	0	0	0	0	0	0	0	0	4	30.8	37.5	20 to 30	50	2	50
30/03/2026	02:00	0	0	0	2	0	0	0	0	0	0	0	0	0	0	0	0	0	0	0	0	2	27	30	20 to 30	100	*	*
30/03/2026	03:00	0	1	0	0	2	2	0	0	0	0	0	0	0	0	0	0	0	0	0	0	5	31.2	37.5	30 to 40	80	2	40
30/03/2026	04:00	0	1	1	5	6	2	1	0	0	0	0	0	0	0	0	0	0	0	0	0	16	30.3	37.5	25 to 35	68.8	3	18.8
30/03/2026	05:00	0	0	0	1	3	1	0	0	0	0	0	0	0	0	0	0	0	0	0	0	5	32.2	35	25 to 35	80	1	20
30/03/2026	06:00	*	*	*	*	*	*	*	*	*	*	*	*	*	*	*	*	*	*	*	*	*	*	*	*	*	*	*
30/03/2026	07:00	*	*	*	*	*	*	*	*	*	*	*	*	*	*	*	*	*	*	*	*	*	*	*	*	*	*	*
30/03/2026	08:00	*	*	*	*	*	*	*	*	*	*	*	*	*	*	*	*	*	*	*	*	*	*	*	*	*	*	*
30/03/2026	09:00	*	*	*	*	*	*	*	*	*	*	*	*	*	*	*	*	*	*	*	*	*	*	*	*	*	*	*
30/03/2026	10:00	*	*	*	*	*	*	*	*	*	*	*	*	*	*	*	*	*	*	*	*	*	*	*	*	*	*	*
30/03/2026	11:00	*	*	*	*	*	*	*	*	*	*	*	*	*	*	*	*	*	*	*	*	*	*	*	*	*	*	*
30/03/2026	12:00	*	*	*	*	*	*	*	*	*	*	*	*	*	*	*	*	*	*	*	*	*	*	*	*	*	*	*
30/03/2026	13:00	*	*	*	*	*	*	*	*	*	*	*	*	*	*	*	*	*	*	*	*	*	*	*	*	*	*	*
30/03/2026	14:00	*	*	*	*	*	*	*	*	*	*	*	*	*	*	*	*	*	*	*	*	*	*	*	*	*	*	*
30/03/2026	15:00	*	*	*	*	*	*	*	*	*	*	*	*	*	*	*	*	*	*	*	*	*	*	*	*	*	*	*
30/03/2026	16:00	*	*	*	*	*	*	*	*	*	*	*	*	*	*	*	*	*	*	*	*	*	*	*	*	*	*	*
30/03/2026	17:00	*	*	*	*	*	*	*	*	*	*	*	*	*	*	*	*	*	*	*	*	*	*	*	*	*	*	*
30/03/2026	18:00	*	*	*	*	*	*	*	*	*	*	*	*	*	*	*	*	*	*	*	*	*	*	*	*	*	*	*
30/03/2026	19:00	*	*	*	*	*	*	*	*	*	*	*	*	*	*	*	*	*	*	*	*	*	*	*	*	*	*	*
30/03/2026	20:00	*	*	*	*	*	*	*	*	*	*	*	*	*	*	*	*	*	*	*	*	*	*	*	*	*	*	*
30/03/2026	21:00	*	*	*	*	*	*	*	*	*	*	*	*	*	*	*	*	*	*	*	*	*	*	*	*	*	*	*
30/03/2026	22:00	*	*	*	*	*	*	*	*	*	*	*	*	*	*	*	*	*	*	*	*	*	*	*	*	*	*	*
30/03/2026	23:00	*	*	*	*	*	*	*	*	*	*	*	*	*	*	*	*	*	*	*	*	*	*	*	*	*	*	*
24 Hr Summary		0	2	3	9	11	7	1	0	0	0	0	0	0	0	0	0	0	0	0	0	33	30.3	37.1	25 to 35	60.6	8	24.2

Incoming Histogram

TBL facing A28 April 2026

from Mon-Mar-23-2026-10-00-AM to Tue-Apr-21-2026-09-59-AM

Date	Starting Hr:min	<15	15 to <20	20 to <25	25 to <30	30 to <35	35 to <40	40 to <45	45 to <50	50 to <55	55 to <60	60 to <65	65 to <70	70 to <75	75 to <80	80 to <85	85 to <90	90 to <95	95 to <100	100 to >105	Total Counts	Avg Speed (MPH)	85pet Speed	10MPH Pace	% in pace	# of Speeders	% Speeders
31/03/2026	00:00	*	*	*	*	*	*	*	*	*	*	*	*	*	*	*	*	*	*	*	*	*	*	*	*	*	*
31/03/2026	01:00	*	*	*	*	*	*	*	*	*	*	*	*	*	*	*	*	*	*	*	*	*	*	*	*	*	*
31/03/2026	02:00	*	*	*	*	*	*	*	*	*	*	*	*	*	*	*	*	*	*	*	*	*	*	*	*	*	*
31/03/2026	03:00	*	*	*	*	*	*	*	*	*	*	*	*	*	*	*	*	*	*	*	*	*	*	*	*	*	*
31/03/2026	04:00	*	*	*	*	*	*	*	*	*	*	*	*	*	*	*	*	*	*	*	*	*	*	*	*	*	*
31/03/2026	05:00	*	*	*	*	*	*	*	*	*	*	*	*	*	*	*	*	*	*	*	*	*	*	*	*	*	*
31/03/2026	06:00	*	*	*	*	*	*	*	*	*	*	*	*	*	*	*	*	*	*	*	*	*	*	*	*	*	*
31/03/2026	07:00	*	*	*	*	*	*	*	*	*	*	*	*	*	*	*	*	*	*	*	*	*	*	*	*	*	*
31/03/2026	08:00	*	*	*	*	*	*	*	*	*	*	*	*	*	*	*	*	*	*	*	*	*	*	*	*	*	*
31/03/2026	09:00	*	*	*	*	*	*	*	*	*	*	*	*	*	*	*	*	*	*	*	*	*	*	*	*	*	*
31/03/2026	10:00	*	*	*	*	*	*	*	*	*	*	*	*	*	*	*	*	*	*	*	*	*	*	*	*	*	*
31/03/2026	11:00	*	*	*	*	*	*	*	*	*	*	*	*	*	*	*	*	*	*	*	*	*	*	*	*	*	*
31/03/2026	12:00	*	*	*	*	*	*	*	*	*	*	*	*	*	*	*	*	*	*	*	*	*	*	*	*	*	*
31/03/2026	13:00	*	*	*	*	*	*	*	*	*	*	*	*	*	*	*	*	*	*	*	*	*	*	*	*	*	*
31/03/2026	14:00	*	*	*	*	*	*	*	*	*	*	*	*	*	*	*	*	*	*	*	*	*	*	*	*	*	*
31/03/2026	15:00	*	*	*	*	*	*	*	*	*	*	*	*	*	*	*	*	*	*	*	*	*	*	*	*	*	*
31/03/2026	16:00	*	*	*	*	*	*	*	*	*	*	*	*	*	*	*	*	*	*	*	*	*	*	*	*	*	*
31/03/2026	17:00	*	*	*	*	*	*	*	*	*	*	*	*	*	*	*	*	*	*	*	*	*	*	*	*	*	*
31/03/2026	18:00	*	*	*	*	*	*	*	*	*	*	*	*	*	*	*	*	*	*	*	*	*	*	*	*	*	*
31/03/2026	19:00	*	*	*	*	*	*	*	*	*	*	*	*	*	*	*	*	*	*	*	*	*	*	*	*	*	*
31/03/2026	20:00	*	*	*	*	*	*	*	*	*	*	*	*	*	*	*	*	*	*	*	*	*	*	*	*	*	*
31/03/2026	21:00	*	*	*	*	*	*	*	*	*	*	*	*	*	*	*	*	*	*	*	*	*	*	*	*	*	*
31/03/2026	22:00	*	*	*	*	*	*	*	*	*	*	*	*	*	*	*	*	*	*	*	*	*	*	*	*	*	*
31/03/2026	23:00	*	*	*	*	*	*	*	*	*	*	*	*	*	*	*	*	*	*	*	*	*	*	*	*	*	*
24 Hr Summary		0	0	0	0	0	0	0	0	0	0	0	0	0	0	0	0	0	0	0	0	0	0	0	*	*	*

Incoming Histogram

TBL facing A28 April 2026

from Mon-Mar-23-2026-10-00-AM to Tue-Apr-21-2026-09-59-AM

Date	Starting Hr:min	<15	15 to <20	20 to <25	25 to <30	30 to <35	35 to <40	40 to <45	45 to <50	50 to <55	55 to <60	60 to <65	65 to <70	70 to <75	75 to <80	80 to <85	85 to <90	90 to <95	95 to <100	100 to >105	Total Counts	Avg Speed (MPH)	85pet Speed	10MPH Pace	% in pace	# of Speeders	% Speeders
01/04/2026	00:00	*	*	*	*	*	*	*	*	*	*	*	*	*	*	*	*	*	*	*	*	*	*	*	*	*	*
01/04/2026	01:00	*	*	*	*	*	*	*	*	*	*	*	*	*	*	*	*	*	*	*	*	*	*	*	*	*	*
01/04/2026	02:00	*	*	*	*	*	*	*	*	*	*	*	*	*	*	*	*	*	*	*	*	*	*	*	*	*	*
01/04/2026	03:00	*	*	*	*	*	*	*	*	*	*	*	*	*	*	*	*	*	*	*	*	*	*	*	*	*	*
01/04/2026	04:00	*	*	*	*	*	*	*	*	*	*	*	*	*	*	*	*	*	*	*	*	*	*	*	*	*	*
01/04/2026	05:00	*	*	*	*	*	*	*	*	*	*	*	*	*	*	*	*	*	*	*	*	*	*	*	*	*	*
01/04/2026	06:00	*	*	*	*	*	*	*	*	*	*	*	*	*	*	*	*	*	*	*	*	*	*	*	*	*	*
01/04/2026	07:00	*	*	*	*	*	*	*	*	*	*	*	*	*	*	*	*	*	*	*	*	*	*	*	*	*	*
01/04/2026	08:00	*	*	*	*	*	*	*	*	*	*	*	*	*	*	*	*	*	*	*	*	*	*	*	*	*	*
01/04/2026	09:00	*	*	*	*	*	*	*	*	*	*	*	*	*	*	*	*	*	*	*	*	*	*	*	*	*	*
01/04/2026	10:00	*	*	*	*	*	*	*	*	*	*	*	*	*	*	*	*	*	*	*	*	*	*	*	*	*	*
01/04/2026	11:00	*	*	*	*	*	*	*	*	*	*	*	*	*	*	*	*	*	*	*	*	*	*	*	*	*	*
01/04/2026	12:00	*	*	*	*	*	*	*	*	*	*	*	*	*	*	*	*	*	*	*	*	*	*	*	*	*	*
01/04/2026	13:00	*	*	*	*	*	*	*	*	*	*	*	*	*	*	*	*	*	*	*	*	*	*	*	*	*	*
01/04/2026	14:00	*	*	*	*	*	*	*	*	*	*	*	*	*	*	*	*	*	*	*	*	*	*	*	*	*	*
01/04/2026	15:00	*	*	*	*	*	*	*	*	*	*	*	*	*	*	*	*	*	*	*	*	*	*	*	*	*	*
01/04/2026	16:00	*	*	*	*	*	*	*	*	*	*	*	*	*	*	*	*	*	*	*	*	*	*	*	*	*	*
01/04/2026	17:00	*	*	*	*	*	*	*	*	*	*	*	*	*	*	*	*	*	*	*	*	*	*	*	*	*	*
01/04/2026	18:00	*	*	*	*	*	*	*	*	*	*	*	*	*	*	*	*	*	*	*	*	*	*	*	*	*	*
01/04/2026	19:00	*	*	*	*	*	*	*	*	*	*	*	*	*	*	*	*	*	*	*	*	*	*	*	*	*	*
01/04/2026	20:00	*	*	*	*	*	*	*	*	*	*	*	*	*	*	*	*	*	*	*	*	*	*	*	*	*	*
01/04/2026	21:00	*	*	*	*	*	*	*	*	*	*	*	*	*	*	*	*	*	*	*	*	*	*	*	*	*	*
01/04/2026	22:00	*	*	*	*	*	*	*	*	*	*	*	*	*	*	*	*	*	*	*	*	*	*	*	*	*	*
01/04/2026	23:00	*	*	*	*	*	*	*	*	*	*	*	*	*	*	*	*	*	*	*	*	*	*	*	*	*	*
24 Hr Summary		0	0	0	0	0	0	0	0	0	0	0	0	0	0	0	0	0	0	0	0	0	0	0	*	*	*

Incoming Histogram

TBL facing A28 April 2026

from Mon-Mar-23-2026-10-00-AM to Tue-Apr-21-2026-09-59-AM

Date	Starting Hr:min	<15	15 to <20	20 to <25	25 to <30	30 to <35	35 to <40	40 to <45	45 to <50	50 to <55	55 to <60	60 to <65	65 to <70	70 to <75	75 to <80	80 to <85	85 to <90	90 to <95	95 to <100	100 to >105	Total Counts	Avg Speed (MPH)	85pct Speed	10MPH Pace	% in pace	# of Speeders	% Speeders
02/04/2026	00:00	*	*	*	*	*	*	*	*	*	*	*	*	*	*	*	*	*	*	*	*	*	*	*	*	*	*
02/04/2026	01:00	*	*	*	*	*	*	*	*	*	*	*	*	*	*	*	*	*	*	*	*	*	*	*	*	*	*
02/04/2026	02:00	*	*	*	*	*	*	*	*	*	*	*	*	*	*	*	*	*	*	*	*	*	*	*	*	*	*
02/04/2026	03:00	*	*	*	*	*	*	*	*	*	*	*	*	*	*	*	*	*	*	*	*	*	*	*	*	*	*
02/04/2026	04:00	*	*	*	*	*	*	*	*	*	*	*	*	*	*	*	*	*	*	*	*	*	*	*	*	*	*
02/04/2026	05:00	*	*	*	*	*	*	*	*	*	*	*	*	*	*	*	*	*	*	*	*	*	*	*	*	*	*
02/04/2026	06:00	*	*	*	*	*	*	*	*	*	*	*	*	*	*	*	*	*	*	*	*	*	*	*	*	*	*
02/04/2026	07:00	*	*	*	*	*	*	*	*	*	*	*	*	*	*	*	*	*	*	*	*	*	*	*	*	*	*
02/04/2026	08:00	*	*	*	*	*	*	*	*	*	*	*	*	*	*	*	*	*	*	*	*	*	*	*	*	*	*
02/04/2026	09:00	*	*	*	*	*	*	*	*	*	*	*	*	*	*	*	*	*	*	*	*	*	*	*	*	*	*
02/04/2026	10:00	*	*	*	*	*	*	*	*	*	*	*	*	*	*	*	*	*	*	*	*	*	*	*	*	*	*
02/04/2026	11:00	*	*	*	*	*	*	*	*	*	*	*	*	*	*	*	*	*	*	*	*	*	*	*	*	*	*
02/04/2026	12:00	*	*	*	*	*	*	*	*	*	*	*	*	*	*	*	*	*	*	*	*	*	*	*	*	*	*
02/04/2026	13:00	*	*	*	*	*	*	*	*	*	*	*	*	*	*	*	*	*	*	*	*	*	*	*	*	*	*
02/04/2026	14:00	*	*	*	*	*	*	*	*	*	*	*	*	*	*	*	*	*	*	*	*	*	*	*	*	*	*
02/04/2026	15:00	*	*	*	*	*	*	*	*	*	*	*	*	*	*	*	*	*	*	*	*	*	*	*	*	*	*
02/04/2026	16:00	*	*	*	*	*	*	*	*	*	*	*	*	*	*	*	*	*	*	*	*	*	*	*	*	*	*
02/04/2026	17:00	*	*	*	*	*	*	*	*	*	*	*	*	*	*	*	*	*	*	*	*	*	*	*	*	*	*
02/04/2026	18:00	*	*	*	*	*	*	*	*	*	*	*	*	*	*	*	*	*	*	*	*	*	*	*	*	*	*
02/04/2026	19:00	*	*	*	*	*	*	*	*	*	*	*	*	*	*	*	*	*	*	*	*	*	*	*	*	*	*
02/04/2026	20:00	*	*	*	*	*	*	*	*	*	*	*	*	*	*	*	*	*	*	*	*	*	*	*	*	*	*
02/04/2026	21:00	*	*	*	*	*	*	*	*	*	*	*	*	*	*	*	*	*	*	*	*	*	*	*	*	*	*
02/04/2026	22:00	*	*	*	*	*	*	*	*	*	*	*	*	*	*	*	*	*	*	*	*	*	*	*	*	*	*
02/04/2026	23:00	*	*	*	*	*	*	*	*	*	*	*	*	*	*	*	*	*	*	*	*	*	*	*	*	*	*
24 Hr Summary		0	0	0	0	0	0	0	0	0	0	0	0	0	0	0	0	0	0	0	0	0	0	0	*	*	*

Incoming Histogram

TBL facing A28 April 2026

from Mon-Mar-23-2026-10-00-AM to Tue-Apr-21-2026-09-59-AM

Date	Starting Hr:min	<15	15 to <20	20 to <25	25 to <30	30 to <35	35 to <40	40 to <45	45 to <50	50 to <55	55 to <60	60 to <65	65 to <70	70 to <75	75 to <80	80 to <85	85 to <90	90 to <95	95 to <100	100 to >105	Total Counts	Avg Speed (MPH)	85pct Speed	10MPH Pace	% in pace	# of Speeders	% Speeders
03/04/2026	00:00	*	*	*	*	*	*	*	*	*	*	*	*	*	*	*	*	*	*	*	*	*	*	*	*	*	*
03/04/2026	01:00	*	*	*	*	*	*	*	*	*	*	*	*	*	*	*	*	*	*	*	*	*	*	*	*	*	*
03/04/2026	02:00	*	*	*	*	*	*	*	*	*	*	*	*	*	*	*	*	*	*	*	*	*	*	*	*	*	*
03/04/2026	03:00	*	*	*	*	*	*	*	*	*	*	*	*	*	*	*	*	*	*	*	*	*	*	*	*	*	*
03/04/2026	04:00	*	*	*	*	*	*	*	*	*	*	*	*	*	*	*	*	*	*	*	*	*	*	*	*	*	*
03/04/2026	05:00	*	*	*	*	*	*	*	*	*	*	*	*	*	*	*	*	*	*	*	*	*	*	*	*	*	*
03/04/2026	06:00	*	*	*	*	*	*	*	*	*	*	*	*	*	*	*	*	*	*	*	*	*	*	*	*	*	*
03/04/2026	07:00	*	*	*	*	*	*	*	*	*	*	*	*	*	*	*	*	*	*	*	*	*	*	*	*	*	*
03/04/2026	08:00	*	*	*	*	*	*	*	*	*	*	*	*	*	*	*	*	*	*	*	*	*	*	*	*	*	*
03/04/2026	09:00	*	*	*	*	*	*	*	*	*	*	*	*	*	*	*	*	*	*	*	*	*	*	*	*	*	*
03/04/2026	10:00	*	*	*	*	*	*	*	*	*	*	*	*	*	*	*	*	*	*	*	*	*	*	*	*	*	*
03/04/2026	11:00	*	*	*	*	*	*	*	*	*	*	*	*	*	*	*	*	*	*	*	*	*	*	*	*	*	*
03/04/2026	12:00	*	*	*	*	*	*	*	*	*	*	*	*	*	*	*	*	*	*	*	*	*	*	*	*	*	*
03/04/2026	13:00	*	*	*	*	*	*	*	*	*	*	*	*	*	*	*	*	*	*	*	*	*	*	*	*	*	*
03/04/2026	14:00	*	*	*	*	*	*	*	*	*	*	*	*	*	*	*	*	*	*	*	*	*	*	*	*	*	*
03/04/2026	15:00	*	*	*	*	*	*	*	*	*	*	*	*	*	*	*	*	*	*	*	*	*	*	*	*	*	*
03/04/2026	16:00	*	*	*	*	*	*	*	*	*	*	*	*	*	*	*	*	*	*	*	*	*	*	*	*	*	*
03/04/2026	17:00	*	*	*	*	*	*	*	*	*	*	*	*	*	*	*	*	*	*	*	*	*	*	*	*	*	*
03/04/2026	18:00	*	*	*	*	*	*	*	*	*	*	*	*	*	*	*	*	*	*	*	*	*	*	*	*	*	*
03/04/2026	19:00	*	*	*	*	*	*	*	*	*	*	*	*	*	*	*	*	*	*	*	*	*	*	*	*	*	*
03/04/2026	20:00	*	*	*	*	*	*	*	*	*	*	*	*	*	*	*	*	*	*	*	*	*	*	*	*	*	*
03/04/2026	21:00	*	*	*	*	*	*	*	*	*	*	*	*	*	*	*	*	*	*	*	*	*	*	*	*	*	*
03/04/2026	22:00	*	*	*	*	*	*	*	*	*	*	*	*	*	*	*	*	*	*	*	*	*	*	*	*	*	*
03/04/2026	23:00	*	*	*	*	*	*	*	*	*	*	*	*	*	*	*	*	*	*	*	*	*	*	*	*	*	*
24 Hr Summary		0	0	0	0	0	0	0	0	0	0	0	0	0	0	0	0	0	0	0	0	0	0	0	*	*	*

Incoming Histogram

TBL facing A28 April 2026

from Mon-Mar-23-2026-10-00-AM to Tue-Apr-21-2026-09-59-AM

Date	Starting Hr:min	<15	15 to <20	20 to <25	25 to <30	30 to <35	35 to <40	40 to <45	45 to <50	50 to <55	55 to <60	60 to <65	65 to <70	70 to <75	75 to <80	80 to <85	85 to <90	90 to <95	95 to <100	100 to >105	Total Counts	Avg Speed (MPH)	85pet Speed	10MPH Pace	% in pace	# of Speeders	% Speeders
04/04/2026	00:00	*	*	*	*	*	*	*	*	*	*	*	*	*	*	*	*	*	*	*	*	*	*	*	*	*	*
04/04/2026	01:00	*	*	*	*	*	*	*	*	*	*	*	*	*	*	*	*	*	*	*	*	*	*	*	*	*	*
04/04/2026	02:00	*	*	*	*	*	*	*	*	*	*	*	*	*	*	*	*	*	*	*	*	*	*	*	*	*	*
04/04/2026	03:00	*	*	*	*	*	*	*	*	*	*	*	*	*	*	*	*	*	*	*	*	*	*	*	*	*	*
04/04/2026	04:00	*	*	*	*	*	*	*	*	*	*	*	*	*	*	*	*	*	*	*	*	*	*	*	*	*	*
04/04/2026	05:00	*	*	*	*	*	*	*	*	*	*	*	*	*	*	*	*	*	*	*	*	*	*	*	*	*	*
04/04/2026	06:00	*	*	*	*	*	*	*	*	*	*	*	*	*	*	*	*	*	*	*	*	*	*	*	*	*	*
04/04/2026	07:00	*	*	*	*	*	*	*	*	*	*	*	*	*	*	*	*	*	*	*	*	*	*	*	*	*	*
04/04/2026	08:00	*	*	*	*	*	*	*	*	*	*	*	*	*	*	*	*	*	*	*	*	*	*	*	*	*	*
04/04/2026	09:00	*	*	*	*	*	*	*	*	*	*	*	*	*	*	*	*	*	*	*	*	*	*	*	*	*	*
04/04/2026	10:00	*	*	*	*	*	*	*	*	*	*	*	*	*	*	*	*	*	*	*	*	*	*	*	*	*	*
04/04/2026	11:00	*	*	*	*	*	*	*	*	*	*	*	*	*	*	*	*	*	*	*	*	*	*	*	*	*	*
04/04/2026	12:00	*	*	*	*	*	*	*	*	*	*	*	*	*	*	*	*	*	*	*	*	*	*	*	*	*	*
04/04/2026	13:00	*	*	*	*	*	*	*	*	*	*	*	*	*	*	*	*	*	*	*	*	*	*	*	*	*	*
04/04/2026	14:00	*	*	*	*	*	*	*	*	*	*	*	*	*	*	*	*	*	*	*	*	*	*	*	*	*	*
04/04/2026	15:00	*	*	*	*	*	*	*	*	*	*	*	*	*	*	*	*	*	*	*	*	*	*	*	*	*	*
04/04/2026	16:00	*	*	*	*	*	*	*	*	*	*	*	*	*	*	*	*	*	*	*	*	*	*	*	*	*	*
04/04/2026	17:00	*	*	*	*	*	*	*	*	*	*	*	*	*	*	*	*	*	*	*	*	*	*	*	*	*	*
04/04/2026	18:00	*	*	*	*	*	*	*	*	*	*	*	*	*	*	*	*	*	*	*	*	*	*	*	*	*	*
04/04/2026	19:00	*	*	*	*	*	*	*	*	*	*	*	*	*	*	*	*	*	*	*	*	*	*	*	*	*	*
04/04/2026	20:00	*	*	*	*	*	*	*	*	*	*	*	*	*	*	*	*	*	*	*	*	*	*	*	*	*	*
04/04/2026	21:00	*	*	*	*	*	*	*	*	*	*	*	*	*	*	*	*	*	*	*	*	*	*	*	*	*	*
04/04/2026	22:00	*	*	*	*	*	*	*	*	*	*	*	*	*	*	*	*	*	*	*	*	*	*	*	*	*	*
04/04/2026	23:00	*	*	*	*	*	*	*	*	*	*	*	*	*	*	*	*	*	*	*	*	*	*	*	*	*	*
24 Hr Summary		0	0	0	0	0	0	0	0	0	0	0	0	0	0	0	0	0	0	0	0	0	0	0	*	*	*

Incoming Histogram

TBL facing A28 April 2026

from Mon-Mar-23-2026-10-00-AM to Tue-Apr-21-2026-09-59-AM

Date	Starting Hr:min	<15	15 to <20	20 to <25	25 to <30	30 to <35	35 to <40	40 to <45	45 to <50	50 to <55	55 to <60	60 to <65	65 to <70	70 to <75	75 to <80	80 to <85	85 to <90	90 to <95	95 to <100	100 to >105	Total Counts	Avg Speed (MPH)	85pct Speed	10MPH Pace	% in pace	# of Speeders	% Speeders
05/04/2026	00:00	*	*	*	*	*	*	*	*	*	*	*	*	*	*	*	*	*	*	*	*	*	*	*	*	*	*
05/04/2026	01:00	*	*	*	*	*	*	*	*	*	*	*	*	*	*	*	*	*	*	*	*	*	*	*	*	*	*
05/04/2026	02:00	*	*	*	*	*	*	*	*	*	*	*	*	*	*	*	*	*	*	*	*	*	*	*	*	*	*
05/04/2026	03:00	*	*	*	*	*	*	*	*	*	*	*	*	*	*	*	*	*	*	*	*	*	*	*	*	*	*
05/04/2026	04:00	*	*	*	*	*	*	*	*	*	*	*	*	*	*	*	*	*	*	*	*	*	*	*	*	*	*
05/04/2026	05:00	*	*	*	*	*	*	*	*	*	*	*	*	*	*	*	*	*	*	*	*	*	*	*	*	*	*
05/04/2026	06:00	*	*	*	*	*	*	*	*	*	*	*	*	*	*	*	*	*	*	*	*	*	*	*	*	*	*
05/04/2026	07:00	*	*	*	*	*	*	*	*	*	*	*	*	*	*	*	*	*	*	*	*	*	*	*	*	*	*
05/04/2026	08:00	*	*	*	*	*	*	*	*	*	*	*	*	*	*	*	*	*	*	*	*	*	*	*	*	*	*
05/04/2026	09:00	*	*	*	*	*	*	*	*	*	*	*	*	*	*	*	*	*	*	*	*	*	*	*	*	*	*
05/04/2026	10:00	*	*	*	*	*	*	*	*	*	*	*	*	*	*	*	*	*	*	*	*	*	*	*	*	*	*
05/04/2026	11:00	*	*	*	*	*	*	*	*	*	*	*	*	*	*	*	*	*	*	*	*	*	*	*	*	*	*
05/04/2026	12:00	*	*	*	*	*	*	*	*	*	*	*	*	*	*	*	*	*	*	*	*	*	*	*	*	*	*
05/04/2026	13:00	*	*	*	*	*	*	*	*	*	*	*	*	*	*	*	*	*	*	*	*	*	*	*	*	*	*
05/04/2026	14:00	*	*	*	*	*	*	*	*	*	*	*	*	*	*	*	*	*	*	*	*	*	*	*	*	*	*
05/04/2026	15:00	*	*	*	*	*	*	*	*	*	*	*	*	*	*	*	*	*	*	*	*	*	*	*	*	*	*
05/04/2026	16:00	*	*	*	*	*	*	*	*	*	*	*	*	*	*	*	*	*	*	*	*	*	*	*	*	*	*
05/04/2026	17:00	*	*	*	*	*	*	*	*	*	*	*	*	*	*	*	*	*	*	*	*	*	*	*	*	*	*
05/04/2026	18:00	*	*	*	*	*	*	*	*	*	*	*	*	*	*	*	*	*	*	*	*	*	*	*	*	*	*
05/04/2026	19:00	*	*	*	*	*	*	*	*	*	*	*	*	*	*	*	*	*	*	*	*	*	*	*	*	*	*
05/04/2026	20:00	*	*	*	*	*	*	*	*	*	*	*	*	*	*	*	*	*	*	*	*	*	*	*	*	*	*
05/04/2026	21:00	*	*	*	*	*	*	*	*	*	*	*	*	*	*	*	*	*	*	*	*	*	*	*	*	*	*
05/04/2026	22:00	*	*	*	*	*	*	*	*	*	*	*	*	*	*	*	*	*	*	*	*	*	*	*	*	*	*
05/04/2026	23:00	*	*	*	*	*	*	*	*	*	*	*	*	*	*	*	*	*	*	*	*	*	*	*	*	*	*
24 Hr Summary		0	0	0	0	0	0	0	0	0	0	0	0	0	0	0	0	0	0	0	0	0	0	0	*	*	*

Incoming Histogram

TBL facing A28 April 2026

from Mon-Mar-23-2026-10-00-AM to Tue-Apr-21-2026-09-59-AM

Date	Starting Hr:min	<15	15 to <20	20 to <25	25 to <30	30 to <35	35 to <40	40 to <45	45 to <50	50 to <55	55 to <60	60 to <65	65 to <70	70 to <75	75 to <80	80 to <85	85 to <90	90 to <95	95 to <100	100 to >105	Total Counts	Avg Speed (MPH)	85pct Speed	10MPH Pace	% in pace	# of Speeders	% Speeders
06/04/2026	00:00	*	*	*	*	*	*	*	*	*	*	*	*	*	*	*	*	*	*	*	*	*	*	*	*	*	*
06/04/2026	01:00	*	*	*	*	*	*	*	*	*	*	*	*	*	*	*	*	*	*	*	*	*	*	*	*	*	*
06/04/2026	02:00	*	*	*	*	*	*	*	*	*	*	*	*	*	*	*	*	*	*	*	*	*	*	*	*	*	*
06/04/2026	03:00	*	*	*	*	*	*	*	*	*	*	*	*	*	*	*	*	*	*	*	*	*	*	*	*	*	*
06/04/2026	04:00	*	*	*	*	*	*	*	*	*	*	*	*	*	*	*	*	*	*	*	*	*	*	*	*	*	*
06/04/2026	05:00	*	*	*	*	*	*	*	*	*	*	*	*	*	*	*	*	*	*	*	*	*	*	*	*	*	*
06/04/2026	06:00	*	*	*	*	*	*	*	*	*	*	*	*	*	*	*	*	*	*	*	*	*	*	*	*	*	*
06/04/2026	07:00	*	*	*	*	*	*	*	*	*	*	*	*	*	*	*	*	*	*	*	*	*	*	*	*	*	*
06/04/2026	08:00	*	*	*	*	*	*	*	*	*	*	*	*	*	*	*	*	*	*	*	*	*	*	*	*	*	*
06/04/2026	09:00	*	*	*	*	*	*	*	*	*	*	*	*	*	*	*	*	*	*	*	*	*	*	*	*	*	*
06/04/2026	10:00	*	*	*	*	*	*	*	*	*	*	*	*	*	*	*	*	*	*	*	*	*	*	*	*	*	*
06/04/2026	11:00	*	*	*	*	*	*	*	*	*	*	*	*	*	*	*	*	*	*	*	*	*	*	*	*	*	*
06/04/2026	12:00	*	*	*	*	*	*	*	*	*	*	*	*	*	*	*	*	*	*	*	*	*	*	*	*	*	*
06/04/2026	13:00	*	*	*	*	*	*	*	*	*	*	*	*	*	*	*	*	*	*	*	*	*	*	*	*	*	*
06/04/2026	14:00	*	*	*	*	*	*	*	*	*	*	*	*	*	*	*	*	*	*	*	*	*	*	*	*	*	*
06/04/2026	15:00	*	*	*	*	*	*	*	*	*	*	*	*	*	*	*	*	*	*	*	*	*	*	*	*	*	*
06/04/2026	16:00	*	*	*	*	*	*	*	*	*	*	*	*	*	*	*	*	*	*	*	*	*	*	*	*	*	*
06/04/2026	17:00	*	*	*	*	*	*	*	*	*	*	*	*	*	*	*	*	*	*	*	*	*	*	*	*	*	*
06/04/2026	18:00	*	*	*	*	*	*	*	*	*	*	*	*	*	*	*	*	*	*	*	*	*	*	*	*	*	*
06/04/2026	19:00	*	*	*	*	*	*	*	*	*	*	*	*	*	*	*	*	*	*	*	*	*	*	*	*	*	*
06/04/2026	20:00	*	*	*	*	*	*	*	*	*	*	*	*	*	*	*	*	*	*	*	*	*	*	*	*	*	*
06/04/2026	21:00	*	*	*	*	*	*	*	*	*	*	*	*	*	*	*	*	*	*	*	*	*	*	*	*	*	*
06/04/2026	22:00	*	*	*	*	*	*	*	*	*	*	*	*	*	*	*	*	*	*	*	*	*	*	*	*	*	*
06/04/2026	23:00	*	*	*	*	*	*	*	*	*	*	*	*	*	*	*	*	*	*	*	*	*	*	*	*	*	*
24 Hr Summary		0	0	0	0	0	0	0	0	0	0	0	0	0	0	0	0	0	0	0	0	0	0	0	*	*	*

Incoming Histogram

TBL facing A28 April 2026

from Mon-Mar-23-2026-10-00-AM to Tue-Apr-21-2026-09-59-AM

Date	Starting Hr:min	<15	15 to <20	20 to <25	25 to <30	30 to <35	35 to <40	40 to <45	45 to <50	50 to <55	55 to <60	60 to <65	65 to <70	70 to <75	75 to <80	80 to <85	85 to <90	90 to <95	95 to <100	100 to >105	Total Counts	Avg Speed (MPH)	85pct Speed	10MPH Pace	% in pace	# of Speeders	% Speeders
07/04/2026	00:00	*	*	*	*	*	*	*	*	*	*	*	*	*	*	*	*	*	*	*	*	*	*	*	*	*	*
07/04/2026	01:00	*	*	*	*	*	*	*	*	*	*	*	*	*	*	*	*	*	*	*	*	*	*	*	*	*	*
07/04/2026	02:00	*	*	*	*	*	*	*	*	*	*	*	*	*	*	*	*	*	*	*	*	*	*	*	*	*	*
07/04/2026	03:00	*	*	*	*	*	*	*	*	*	*	*	*	*	*	*	*	*	*	*	*	*	*	*	*	*	*
07/04/2026	04:00	*	*	*	*	*	*	*	*	*	*	*	*	*	*	*	*	*	*	*	*	*	*	*	*	*	*
07/04/2026	05:00	*	*	*	*	*	*	*	*	*	*	*	*	*	*	*	*	*	*	*	*	*	*	*	*	*	*
07/04/2026	06:00	*	*	*	*	*	*	*	*	*	*	*	*	*	*	*	*	*	*	*	*	*	*	*	*	*	*
07/04/2026	07:00	*	*	*	*	*	*	*	*	*	*	*	*	*	*	*	*	*	*	*	*	*	*	*	*	*	*
07/04/2026	08:00	*	*	*	*	*	*	*	*	*	*	*	*	*	*	*	*	*	*	*	*	*	*	*	*	*	*
07/04/2026	09:00	*	*	*	*	*	*	*	*	*	*	*	*	*	*	*	*	*	*	*	*	*	*	*	*	*	*
07/04/2026	10:00	*	*	*	*	*	*	*	*	*	*	*	*	*	*	*	*	*	*	*	*	*	*	*	*	*	*
07/04/2026	11:00	*	*	*	*	*	*	*	*	*	*	*	*	*	*	*	*	*	*	*	*	*	*	*	*	*	*
07/04/2026	12:00	*	*	*	*	*	*	*	*	*	*	*	*	*	*	*	*	*	*	*	*	*	*	*	*	*	*
07/04/2026	13:00	*	*	*	*	*	*	*	*	*	*	*	*	*	*	*	*	*	*	*	*	*	*	*	*	*	*
07/04/2026	14:00	*	*	*	*	*	*	*	*	*	*	*	*	*	*	*	*	*	*	*	*	*	*	*	*	*	*
07/04/2026	15:00	*	*	*	*	*	*	*	*	*	*	*	*	*	*	*	*	*	*	*	*	*	*	*	*	*	*
07/04/2026	16:00	*	*	*	*	*	*	*	*	*	*	*	*	*	*	*	*	*	*	*	*	*	*	*	*	*	*
07/04/2026	17:00	*	*	*	*	*	*	*	*	*	*	*	*	*	*	*	*	*	*	*	*	*	*	*	*	*	*
07/04/2026	18:00	*	*	*	*	*	*	*	*	*	*	*	*	*	*	*	*	*	*	*	*	*	*	*	*	*	*
07/04/2026	19:00	*	*	*	*	*	*	*	*	*	*	*	*	*	*	*	*	*	*	*	*	*	*	*	*	*	*
07/04/2026	20:00	*	*	*	*	*	*	*	*	*	*	*	*	*	*	*	*	*	*	*	*	*	*	*	*	*	*
07/04/2026	21:00	*	*	*	*	*	*	*	*	*	*	*	*	*	*	*	*	*	*	*	*	*	*	*	*	*	*
07/04/2026	22:00	*	*	*	*	*	*	*	*	*	*	*	*	*	*	*	*	*	*	*	*	*	*	*	*	*	*
07/04/2026	23:00	*	*	*	*	*	*	*	*	*	*	*	*	*	*	*	*	*	*	*	*	*	*	*	*	*	*
24 Hr Summary		0	0	0	0	0	0	0	0	0	0	0	0	0	0	0	0	0	0	0	0	0	0	0	*	*	*

Incoming Histogram

TBL facing A28 April 2026

from Mon-Mar-23-2026-10-00-AM to Tue-Apr-21-2026-09-59-AM

Date	Starting Hr:min	<15	15 to <20	20 to <25	25 to <30	30 to <35	35 to <40	40 to <45	45 to <50	50 to <55	55 to <60	60 to <65	65 to <70	70 to <75	75 to <80	80 to <85	85 to <90	90 to <95	95 to <100	100 to >105	Total Counts	Avg Speed (MPH)	85pct Speed	10MPH Pace	% in pace	# of Speeders	% Speeders
08/04/2026	00:00	*	*	*	*	*	*	*	*	*	*	*	*	*	*	*	*	*	*	*	*	*	*	*	*	*	*
08/04/2026	01:00	*	*	*	*	*	*	*	*	*	*	*	*	*	*	*	*	*	*	*	*	*	*	*	*	*	*
08/04/2026	02:00	*	*	*	*	*	*	*	*	*	*	*	*	*	*	*	*	*	*	*	*	*	*	*	*	*	*
08/04/2026	03:00	*	*	*	*	*	*	*	*	*	*	*	*	*	*	*	*	*	*	*	*	*	*	*	*	*	*
08/04/2026	04:00	*	*	*	*	*	*	*	*	*	*	*	*	*	*	*	*	*	*	*	*	*	*	*	*	*	*
08/04/2026	05:00	*	*	*	*	*	*	*	*	*	*	*	*	*	*	*	*	*	*	*	*	*	*	*	*	*	*
08/04/2026	06:00	*	*	*	*	*	*	*	*	*	*	*	*	*	*	*	*	*	*	*	*	*	*	*	*	*	*
08/04/2026	07:00	*	*	*	*	*	*	*	*	*	*	*	*	*	*	*	*	*	*	*	*	*	*	*	*	*	*
08/04/2026	08:00	*	*	*	*	*	*	*	*	*	*	*	*	*	*	*	*	*	*	*	*	*	*	*	*	*	*
08/04/2026	09:00	*	*	*	*	*	*	*	*	*	*	*	*	*	*	*	*	*	*	*	*	*	*	*	*	*	*
08/04/2026	10:00	*	*	*	*	*	*	*	*	*	*	*	*	*	*	*	*	*	*	*	*	*	*	*	*	*	*
08/04/2026	11:00	*	*	*	*	*	*	*	*	*	*	*	*	*	*	*	*	*	*	*	*	*	*	*	*	*	*
08/04/2026	12:00	*	*	*	*	*	*	*	*	*	*	*	*	*	*	*	*	*	*	*	*	*	*	*	*	*	*
08/04/2026	13:00	*	*	*	*	*	*	*	*	*	*	*	*	*	*	*	*	*	*	*	*	*	*	*	*	*	*
08/04/2026	14:00	*	*	*	*	*	*	*	*	*	*	*	*	*	*	*	*	*	*	*	*	*	*	*	*	*	*
08/04/2026	15:00	*	*	*	*	*	*	*	*	*	*	*	*	*	*	*	*	*	*	*	*	*	*	*	*	*	*
08/04/2026	16:00	*	*	*	*	*	*	*	*	*	*	*	*	*	*	*	*	*	*	*	*	*	*	*	*	*	*
08/04/2026	17:00	*	*	*	*	*	*	*	*	*	*	*	*	*	*	*	*	*	*	*	*	*	*	*	*	*	*
08/04/2026	18:00	*	*	*	*	*	*	*	*	*	*	*	*	*	*	*	*	*	*	*	*	*	*	*	*	*	*
08/04/2026	19:00	*	*	*	*	*	*	*	*	*	*	*	*	*	*	*	*	*	*	*	*	*	*	*	*	*	*
08/04/2026	20:00	*	*	*	*	*	*	*	*	*	*	*	*	*	*	*	*	*	*	*	*	*	*	*	*	*	*
08/04/2026	21:00	*	*	*	*	*	*	*	*	*	*	*	*	*	*	*	*	*	*	*	*	*	*	*	*	*	*
08/04/2026	22:00	*	*	*	*	*	*	*	*	*	*	*	*	*	*	*	*	*	*	*	*	*	*	*	*	*	*
08/04/2026	23:00	*	*	*	*	*	*	*	*	*	*	*	*	*	*	*	*	*	*	*	*	*	*	*	*	*	*
24 Hr Summary		0	0	0	0	0	0	0	0	0	0	0	0	0	0	0	0	0	0	0	0	0	0	0	*	*	*

Incoming Histogram

TBL facing A28 April 2026

from Mon-Mar-23-2026-10-00-AM to Tue-Apr-21-2026-09-59-AM

Date	Starting Hr:min	<15	15 to <20	20 to <25	25 to <30	30 to <35	35 to <40	40 to <45	45 to <50	50 to <55	55 to <60	60 to <65	65 to <70	70 to <75	75 to <80	80 to <85	85 to <90	90 to <95	95 to <100	100 to >105	Total Counts	Avg Speed (MPH)	85pct Speed	10MPH Pace	% in pace	# of Speeders	% Speeders
09/04/2026	00:00	*	*	*	*	*	*	*	*	*	*	*	*	*	*	*	*	*	*	*	*	*	*	*	*	*	*
09/04/2026	01:00	*	*	*	*	*	*	*	*	*	*	*	*	*	*	*	*	*	*	*	*	*	*	*	*	*	*
09/04/2026	02:00	*	*	*	*	*	*	*	*	*	*	*	*	*	*	*	*	*	*	*	*	*	*	*	*	*	*
09/04/2026	03:00	*	*	*	*	*	*	*	*	*	*	*	*	*	*	*	*	*	*	*	*	*	*	*	*	*	*
09/04/2026	04:00	*	*	*	*	*	*	*	*	*	*	*	*	*	*	*	*	*	*	*	*	*	*	*	*	*	*
09/04/2026	05:00	*	*	*	*	*	*	*	*	*	*	*	*	*	*	*	*	*	*	*	*	*	*	*	*	*	*
09/04/2026	06:00	*	*	*	*	*	*	*	*	*	*	*	*	*	*	*	*	*	*	*	*	*	*	*	*	*	*
09/04/2026	07:00	*	*	*	*	*	*	*	*	*	*	*	*	*	*	*	*	*	*	*	*	*	*	*	*	*	*
09/04/2026	08:00	*	*	*	*	*	*	*	*	*	*	*	*	*	*	*	*	*	*	*	*	*	*	*	*	*	*
09/04/2026	09:00	*	*	*	*	*	*	*	*	*	*	*	*	*	*	*	*	*	*	*	*	*	*	*	*	*	*
09/04/2026	10:00	*	*	*	*	*	*	*	*	*	*	*	*	*	*	*	*	*	*	*	*	*	*	*	*	*	*
09/04/2026	11:00	*	*	*	*	*	*	*	*	*	*	*	*	*	*	*	*	*	*	*	*	*	*	*	*	*	*
09/04/2026	12:00	*	*	*	*	*	*	*	*	*	*	*	*	*	*	*	*	*	*	*	*	*	*	*	*	*	*
09/04/2026	13:00	*	*	*	*	*	*	*	*	*	*	*	*	*	*	*	*	*	*	*	*	*	*	*	*	*	*
09/04/2026	14:00	*	*	*	*	*	*	*	*	*	*	*	*	*	*	*	*	*	*	*	*	*	*	*	*	*	*
09/04/2026	15:00	*	*	*	*	*	*	*	*	*	*	*	*	*	*	*	*	*	*	*	*	*	*	*	*	*	*
09/04/2026	16:00	*	*	*	*	*	*	*	*	*	*	*	*	*	*	*	*	*	*	*	*	*	*	*	*	*	*
09/04/2026	17:00	*	*	*	*	*	*	*	*	*	*	*	*	*	*	*	*	*	*	*	*	*	*	*	*	*	*
09/04/2026	18:00	*	*	*	*	*	*	*	*	*	*	*	*	*	*	*	*	*	*	*	*	*	*	*	*	*	*
09/04/2026	19:00	*	*	*	*	*	*	*	*	*	*	*	*	*	*	*	*	*	*	*	*	*	*	*	*	*	*
09/04/2026	20:00	*	*	*	*	*	*	*	*	*	*	*	*	*	*	*	*	*	*	*	*	*	*	*	*	*	*
09/04/2026	21:00	*	*	*	*	*	*	*	*	*	*	*	*	*	*	*	*	*	*	*	*	*	*	*	*	*	*
09/04/2026	22:00	*	*	*	*	*	*	*	*	*	*	*	*	*	*	*	*	*	*	*	*	*	*	*	*	*	*
09/04/2026	23:00	*	*	*	*	*	*	*	*	*	*	*	*	*	*	*	*	*	*	*	*	*	*	*	*	*	*
24 Hr Summary		0	0	0	0	0	0	0	0	0	0	0	0	0	0	0	0	0	0	0	0	0	0	0	*	*	*

Incoming Histogram

TBL facing A28 April 2026

from Mon-Mar-23-2026-10-00-AM to Tue-Apr-21-2026-09-59-AM

Date	Starting Hr:min	<15	15 to <20	20 to <25	25 to <30	30 to <35	35 to <40	40 to <45	45 to <50	50 to <55	55 to <60	60 to <65	65 to <70	70 to <75	75 to <80	80 to <85	85 to <90	90 to <95	95 to <100	100 to >105	Total Counts	Avg Speed (MPH)	85pet Speed	10MPH Pace	% in pace	# of Speeders	% Speeders
10/04/2026	00:00	*	*	*	*	*	*	*	*	*	*	*	*	*	*	*	*	*	*	*	*	*	*	*	*	*	*
10/04/2026	01:00	*	*	*	*	*	*	*	*	*	*	*	*	*	*	*	*	*	*	*	*	*	*	*	*	*	*
10/04/2026	02:00	*	*	*	*	*	*	*	*	*	*	*	*	*	*	*	*	*	*	*	*	*	*	*	*	*	*
10/04/2026	03:00	*	*	*	*	*	*	*	*	*	*	*	*	*	*	*	*	*	*	*	*	*	*	*	*	*	*
10/04/2026	04:00	*	*	*	*	*	*	*	*	*	*	*	*	*	*	*	*	*	*	*	*	*	*	*	*	*	*
10/04/2026	05:00	*	*	*	*	*	*	*	*	*	*	*	*	*	*	*	*	*	*	*	*	*	*	*	*	*	*
10/04/2026	06:00	*	*	*	*	*	*	*	*	*	*	*	*	*	*	*	*	*	*	*	*	*	*	*	*	*	*
10/04/2026	07:00	*	*	*	*	*	*	*	*	*	*	*	*	*	*	*	*	*	*	*	*	*	*	*	*	*	*
10/04/2026	08:00	*	*	*	*	*	*	*	*	*	*	*	*	*	*	*	*	*	*	*	*	*	*	*	*	*	*
10/04/2026	09:00	*	*	*	*	*	*	*	*	*	*	*	*	*	*	*	*	*	*	*	*	*	*	*	*	*	*
10/04/2026	10:00	*	*	*	*	*	*	*	*	*	*	*	*	*	*	*	*	*	*	*	*	*	*	*	*	*	*
10/04/2026	11:00	*	*	*	*	*	*	*	*	*	*	*	*	*	*	*	*	*	*	*	*	*	*	*	*	*	*
10/04/2026	12:00	*	*	*	*	*	*	*	*	*	*	*	*	*	*	*	*	*	*	*	*	*	*	*	*	*	*
10/04/2026	13:00	*	*	*	*	*	*	*	*	*	*	*	*	*	*	*	*	*	*	*	*	*	*	*	*	*	*
10/04/2026	14:00	*	*	*	*	*	*	*	*	*	*	*	*	*	*	*	*	*	*	*	*	*	*	*	*	*	*
10/04/2026	15:00	*	*	*	*	*	*	*	*	*	*	*	*	*	*	*	*	*	*	*	*	*	*	*	*	*	*
10/04/2026	16:00	*	*	*	*	*	*	*	*	*	*	*	*	*	*	*	*	*	*	*	*	*	*	*	*	*	*
10/04/2026	17:00	*	*	*	*	*	*	*	*	*	*	*	*	*	*	*	*	*	*	*	*	*	*	*	*	*	*
10/04/2026	18:00	*	*	*	*	*	*	*	*	*	*	*	*	*	*	*	*	*	*	*	*	*	*	*	*	*	*
10/04/2026	19:00	*	*	*	*	*	*	*	*	*	*	*	*	*	*	*	*	*	*	*	*	*	*	*	*	*	*
10/04/2026	20:00	*	*	*	*	*	*	*	*	*	*	*	*	*	*	*	*	*	*	*	*	*	*	*	*	*	*
10/04/2026	21:00	*	*	*	*	*	*	*	*	*	*	*	*	*	*	*	*	*	*	*	*	*	*	*	*	*	*
10/04/2026	22:00	*	*	*	*	*	*	*	*	*	*	*	*	*	*	*	*	*	*	*	*	*	*	*	*	*	*
10/04/2026	23:00	*	*	*	*	*	*	*	*	*	*	*	*	*	*	*	*	*	*	*	*	*	*	*	*	*	*
24 Hr Summary		0	0	0	0	0	0	0	0	0	0	0	0	0	0	0	0	0	0	0	0	0	0	0	*	*	*

Incoming Histogram

TBL facing A28 April 2026

from Mon-Mar-23-2026-10-00-AM to Tue-Apr-21-2026-09-59-AM

Date	Starting Hr:min	<15	15 to <20	20 to <25	25 to <30	30 to <35	35 to <40	40 to <45	45 to <50	50 to <55	55 to <60	60 to <65	65 to <70	70 to <75	75 to <80	80 to <85	85 to <90	90 to <95	95 to <100	100 to >105	Total Counts	Avg Speed (MPH)	85pet Speed	10MPH Pace	% in pace	# of Speeders	% Speeders
11/04/2026	00:00	*	*	*	*	*	*	*	*	*	*	*	*	*	*	*	*	*	*	*	*	*	*	*	*	*	*
11/04/2026	01:00	*	*	*	*	*	*	*	*	*	*	*	*	*	*	*	*	*	*	*	*	*	*	*	*	*	*
11/04/2026	02:00	*	*	*	*	*	*	*	*	*	*	*	*	*	*	*	*	*	*	*	*	*	*	*	*	*	*
11/04/2026	03:00	*	*	*	*	*	*	*	*	*	*	*	*	*	*	*	*	*	*	*	*	*	*	*	*	*	*
11/04/2026	04:00	*	*	*	*	*	*	*	*	*	*	*	*	*	*	*	*	*	*	*	*	*	*	*	*	*	*
11/04/2026	05:00	*	*	*	*	*	*	*	*	*	*	*	*	*	*	*	*	*	*	*	*	*	*	*	*	*	*
11/04/2026	06:00	*	*	*	*	*	*	*	*	*	*	*	*	*	*	*	*	*	*	*	*	*	*	*	*	*	*
11/04/2026	07:00	*	*	*	*	*	*	*	*	*	*	*	*	*	*	*	*	*	*	*	*	*	*	*	*	*	*
11/04/2026	08:00	*	*	*	*	*	*	*	*	*	*	*	*	*	*	*	*	*	*	*	*	*	*	*	*	*	*
11/04/2026	09:00	*	*	*	*	*	*	*	*	*	*	*	*	*	*	*	*	*	*	*	*	*	*	*	*	*	*
11/04/2026	10:00	*	*	*	*	*	*	*	*	*	*	*	*	*	*	*	*	*	*	*	*	*	*	*	*	*	*
11/04/2026	11:00	*	*	*	*	*	*	*	*	*	*	*	*	*	*	*	*	*	*	*	*	*	*	*	*	*	*
11/04/2026	12:00	*	*	*	*	*	*	*	*	*	*	*	*	*	*	*	*	*	*	*	*	*	*	*	*	*	*
11/04/2026	13:00	*	*	*	*	*	*	*	*	*	*	*	*	*	*	*	*	*	*	*	*	*	*	*	*	*	*
11/04/2026	14:00	*	*	*	*	*	*	*	*	*	*	*	*	*	*	*	*	*	*	*	*	*	*	*	*	*	*
11/04/2026	15:00	*	*	*	*	*	*	*	*	*	*	*	*	*	*	*	*	*	*	*	*	*	*	*	*	*	*
11/04/2026	16:00	*	*	*	*	*	*	*	*	*	*	*	*	*	*	*	*	*	*	*	*	*	*	*	*	*	*
11/04/2026	17:00	*	*	*	*	*	*	*	*	*	*	*	*	*	*	*	*	*	*	*	*	*	*	*	*	*	*
11/04/2026	18:00	*	*	*	*	*	*	*	*	*	*	*	*	*	*	*	*	*	*	*	*	*	*	*	*	*	*
11/04/2026	19:00	*	*	*	*	*	*	*	*	*	*	*	*	*	*	*	*	*	*	*	*	*	*	*	*	*	*
11/04/2026	20:00	*	*	*	*	*	*	*	*	*	*	*	*	*	*	*	*	*	*	*	*	*	*	*	*	*	*
11/04/2026	21:00	*	*	*	*	*	*	*	*	*	*	*	*	*	*	*	*	*	*	*	*	*	*	*	*	*	*
11/04/2026	22:00	*	*	*	*	*	*	*	*	*	*	*	*	*	*	*	*	*	*	*	*	*	*	*	*	*	*
11/04/2026	23:00	*	*	*	*	*	*	*	*	*	*	*	*	*	*	*	*	*	*	*	*	*	*	*	*	*	*
24 Hr Summary		0	0	0	0	0	0	0	0	0	0	0	0	0	0	0	0	0	0	0	0	0	0	0	*	*	*

Incoming Histogram

TBL facing A28 April 2026

from Mon-Mar-23-2026-10-00-AM to Tue-Apr-21-2026-09-59-AM

Date	Starting Hr:min	<15	15 to <20	20 to <25	25 to <30	30 to <35	35 to <40	40 to <45	45 to <50	50 to <55	55 to <60	60 to <65	65 to <70	70 to <75	75 to <80	80 to <85	85 to <90	90 to <95	95 to <100	100 to >105	Total Counts	Avg Speed (MPH)	85pet Speed	10MPH Pace	% in pace	# of Speeders	% Speeders
12/04/2026	00:00	*	*	*	*	*	*	*	*	*	*	*	*	*	*	*	*	*	*	*	*	*	*	*	*	*	*
12/04/2026	01:00	*	*	*	*	*	*	*	*	*	*	*	*	*	*	*	*	*	*	*	*	*	*	*	*	*	*
12/04/2026	02:00	*	*	*	*	*	*	*	*	*	*	*	*	*	*	*	*	*	*	*	*	*	*	*	*	*	*
12/04/2026	03:00	*	*	*	*	*	*	*	*	*	*	*	*	*	*	*	*	*	*	*	*	*	*	*	*	*	*
12/04/2026	04:00	*	*	*	*	*	*	*	*	*	*	*	*	*	*	*	*	*	*	*	*	*	*	*	*	*	*
12/04/2026	05:00	*	*	*	*	*	*	*	*	*	*	*	*	*	*	*	*	*	*	*	*	*	*	*	*	*	*
12/04/2026	06:00	*	*	*	*	*	*	*	*	*	*	*	*	*	*	*	*	*	*	*	*	*	*	*	*	*	*
12/04/2026	07:00	*	*	*	*	*	*	*	*	*	*	*	*	*	*	*	*	*	*	*	*	*	*	*	*	*	*
12/04/2026	08:00	*	*	*	*	*	*	*	*	*	*	*	*	*	*	*	*	*	*	*	*	*	*	*	*	*	*
12/04/2026	09:00	*	*	*	*	*	*	*	*	*	*	*	*	*	*	*	*	*	*	*	*	*	*	*	*	*	*
12/04/2026	10:00	*	*	*	*	*	*	*	*	*	*	*	*	*	*	*	*	*	*	*	*	*	*	*	*	*	*
12/04/2026	11:00	*	*	*	*	*	*	*	*	*	*	*	*	*	*	*	*	*	*	*	*	*	*	*	*	*	*
12/04/2026	12:00	*	*	*	*	*	*	*	*	*	*	*	*	*	*	*	*	*	*	*	*	*	*	*	*	*	*
12/04/2026	13:00	*	*	*	*	*	*	*	*	*	*	*	*	*	*	*	*	*	*	*	*	*	*	*	*	*	*
12/04/2026	14:00	*	*	*	*	*	*	*	*	*	*	*	*	*	*	*	*	*	*	*	*	*	*	*	*	*	*
12/04/2026	15:00	*	*	*	*	*	*	*	*	*	*	*	*	*	*	*	*	*	*	*	*	*	*	*	*	*	*
12/04/2026	16:00	*	*	*	*	*	*	*	*	*	*	*	*	*	*	*	*	*	*	*	*	*	*	*	*	*	*
12/04/2026	17:00	*	*	*	*	*	*	*	*	*	*	*	*	*	*	*	*	*	*	*	*	*	*	*	*	*	*
12/04/2026	18:00	*	*	*	*	*	*	*	*	*	*	*	*	*	*	*	*	*	*	*	*	*	*	*	*	*	*
12/04/2026	19:00	*	*	*	*	*	*	*	*	*	*	*	*	*	*	*	*	*	*	*	*	*	*	*	*	*	*
12/04/2026	20:00	*	*	*	*	*	*	*	*	*	*	*	*	*	*	*	*	*	*	*	*	*	*	*	*	*	*
12/04/2026	21:00	*	*	*	*	*	*	*	*	*	*	*	*	*	*	*	*	*	*	*	*	*	*	*	*	*	*
12/04/2026	22:00	*	*	*	*	*	*	*	*	*	*	*	*	*	*	*	*	*	*	*	*	*	*	*	*	*	*
12/04/2026	23:00	*	*	*	*	*	*	*	*	*	*	*	*	*	*	*	*	*	*	*	*	*	*	*	*	*	*
24 Hr Summary		0	0	0	0	0	0	0	0	0	0	0	0	0	0	0	0	0	0	0	0	0	0	0	*	*	*

Incoming Histogram

TBL facing A28 April 2026

from Mon-Mar-23-2026-10-00-AM to Tue-Apr-21-2026-09-59-AM

Date	Starting Hr:min	<15	15 to <20	20 to <25	25 to <30	30 to <35	35 to <40	40 to <45	45 to <50	50 to <55	55 to <60	60 to <65	65 to <70	70 to <75	75 to <80	80 to <85	85 to <90	90 to <95	95 to <100	100 to >105	Total Counts	Avg Speed (MPH)	85pct Speed	10MPH Pace	% in pace	# of Speeders	% Speeders
13/04/2026	00:00	*	*	*	*	*	*	*	*	*	*	*	*	*	*	*	*	*	*	*	*	*	*	*	*	*	*
13/04/2026	01:00	*	*	*	*	*	*	*	*	*	*	*	*	*	*	*	*	*	*	*	*	*	*	*	*	*	*
13/04/2026	02:00	*	*	*	*	*	*	*	*	*	*	*	*	*	*	*	*	*	*	*	*	*	*	*	*	*	*
13/04/2026	03:00	*	*	*	*	*	*	*	*	*	*	*	*	*	*	*	*	*	*	*	*	*	*	*	*	*	*
13/04/2026	04:00	*	*	*	*	*	*	*	*	*	*	*	*	*	*	*	*	*	*	*	*	*	*	*	*	*	*
13/04/2026	05:00	*	*	*	*	*	*	*	*	*	*	*	*	*	*	*	*	*	*	*	*	*	*	*	*	*	*
13/04/2026	06:00	*	*	*	*	*	*	*	*	*	*	*	*	*	*	*	*	*	*	*	*	*	*	*	*	*	*
13/04/2026	07:00	*	*	*	*	*	*	*	*	*	*	*	*	*	*	*	*	*	*	*	*	*	*	*	*	*	*
13/04/2026	08:00	*	*	*	*	*	*	*	*	*	*	*	*	*	*	*	*	*	*	*	*	*	*	*	*	*	*
13/04/2026	09:00	*	*	*	*	*	*	*	*	*	*	*	*	*	*	*	*	*	*	*	*	*	*	*	*	*	*
13/04/2026	10:00	*	*	*	*	*	*	*	*	*	*	*	*	*	*	*	*	*	*	*	*	*	*	*	*	*	*
13/04/2026	11:00	*	*	*	*	*	*	*	*	*	*	*	*	*	*	*	*	*	*	*	*	*	*	*	*	*	*
13/04/2026	12:00	*	*	*	*	*	*	*	*	*	*	*	*	*	*	*	*	*	*	*	*	*	*	*	*	*	*
13/04/2026	13:00	*	*	*	*	*	*	*	*	*	*	*	*	*	*	*	*	*	*	*	*	*	*	*	*	*	*
13/04/2026	14:00	*	*	*	*	*	*	*	*	*	*	*	*	*	*	*	*	*	*	*	*	*	*	*	*	*	*
13/04/2026	15:00	*	*	*	*	*	*	*	*	*	*	*	*	*	*	*	*	*	*	*	*	*	*	*	*	*	*
13/04/2026	16:00	*	*	*	*	*	*	*	*	*	*	*	*	*	*	*	*	*	*	*	*	*	*	*	*	*	*
13/04/2026	17:00	*	*	*	*	*	*	*	*	*	*	*	*	*	*	*	*	*	*	*	*	*	*	*	*	*	*
13/04/2026	18:00	*	*	*	*	*	*	*	*	*	*	*	*	*	*	*	*	*	*	*	*	*	*	*	*	*	*
13/04/2026	19:00	*	*	*	*	*	*	*	*	*	*	*	*	*	*	*	*	*	*	*	*	*	*	*	*	*	*
13/04/2026	20:00	*	*	*	*	*	*	*	*	*	*	*	*	*	*	*	*	*	*	*	*	*	*	*	*	*	*
13/04/2026	21:00	*	*	*	*	*	*	*	*	*	*	*	*	*	*	*	*	*	*	*	*	*	*	*	*	*	*
13/04/2026	22:00	*	*	*	*	*	*	*	*	*	*	*	*	*	*	*	*	*	*	*	*	*	*	*	*	*	*
13/04/2026	23:00	*	*	*	*	*	*	*	*	*	*	*	*	*	*	*	*	*	*	*	*	*	*	*	*	*	*
24 Hr Summary		0	0	0	0	0	0	0	0	0	0	0	0	0	0	0	0	0	0	0	0	0	0	0	*	*	*

Incoming Histogram

TBL facing A28 April 2026

from Mon-Mar-23-2026-10-00-AM to Tue-Apr-21-2026-09-59-AM

Date	Starting Hr:min	<15	15 to <20	20 to <25	25 to <30	30 to <35	35 to <40	40 to <45	45 to <50	50 to <55	55 to <60	60 to <65	65 to <70	70 to <75	75 to <80	80 to <85	85 to <90	90 to <95	95 to <100	100 to >105	Total Counts	Avg Speed (MPH)	85pet Speed	10MPH Pace	% in pace	# of Speeders	% Speeders
14/04/2026	00:00	*	*	*	*	*	*	*	*	*	*	*	*	*	*	*	*	*	*	*	*	*	*	*	*	*	*
14/04/2026	01:00	*	*	*	*	*	*	*	*	*	*	*	*	*	*	*	*	*	*	*	*	*	*	*	*	*	*
14/04/2026	02:00	*	*	*	*	*	*	*	*	*	*	*	*	*	*	*	*	*	*	*	*	*	*	*	*	*	*
14/04/2026	03:00	*	*	*	*	*	*	*	*	*	*	*	*	*	*	*	*	*	*	*	*	*	*	*	*	*	*
14/04/2026	04:00	*	*	*	*	*	*	*	*	*	*	*	*	*	*	*	*	*	*	*	*	*	*	*	*	*	*
14/04/2026	05:00	*	*	*	*	*	*	*	*	*	*	*	*	*	*	*	*	*	*	*	*	*	*	*	*	*	*
14/04/2026	06:00	*	*	*	*	*	*	*	*	*	*	*	*	*	*	*	*	*	*	*	*	*	*	*	*	*	*
14/04/2026	07:00	*	*	*	*	*	*	*	*	*	*	*	*	*	*	*	*	*	*	*	*	*	*	*	*	*	*
14/04/2026	08:00	*	*	*	*	*	*	*	*	*	*	*	*	*	*	*	*	*	*	*	*	*	*	*	*	*	*
14/04/2026	09:00	*	*	*	*	*	*	*	*	*	*	*	*	*	*	*	*	*	*	*	*	*	*	*	*	*	*
14/04/2026	10:00	*	*	*	*	*	*	*	*	*	*	*	*	*	*	*	*	*	*	*	*	*	*	*	*	*	*
14/04/2026	11:00	*	*	*	*	*	*	*	*	*	*	*	*	*	*	*	*	*	*	*	*	*	*	*	*	*	*
14/04/2026	12:00	*	*	*	*	*	*	*	*	*	*	*	*	*	*	*	*	*	*	*	*	*	*	*	*	*	*
14/04/2026	13:00	*	*	*	*	*	*	*	*	*	*	*	*	*	*	*	*	*	*	*	*	*	*	*	*	*	*
14/04/2026	14:00	*	*	*	*	*	*	*	*	*	*	*	*	*	*	*	*	*	*	*	*	*	*	*	*	*	*
14/04/2026	15:00	*	*	*	*	*	*	*	*	*	*	*	*	*	*	*	*	*	*	*	*	*	*	*	*	*	*
14/04/2026	16:00	*	*	*	*	*	*	*	*	*	*	*	*	*	*	*	*	*	*	*	*	*	*	*	*	*	*
14/04/2026	17:00	*	*	*	*	*	*	*	*	*	*	*	*	*	*	*	*	*	*	*	*	*	*	*	*	*	*
14/04/2026	18:00	*	*	*	*	*	*	*	*	*	*	*	*	*	*	*	*	*	*	*	*	*	*	*	*	*	*
14/04/2026	19:00	*	*	*	*	*	*	*	*	*	*	*	*	*	*	*	*	*	*	*	*	*	*	*	*	*	*
14/04/2026	20:00	*	*	*	*	*	*	*	*	*	*	*	*	*	*	*	*	*	*	*	*	*	*	*	*	*	*
14/04/2026	21:00	*	*	*	*	*	*	*	*	*	*	*	*	*	*	*	*	*	*	*	*	*	*	*	*	*	*
14/04/2026	22:00	*	*	*	*	*	*	*	*	*	*	*	*	*	*	*	*	*	*	*	*	*	*	*	*	*	*
14/04/2026	23:00	*	*	*	*	*	*	*	*	*	*	*	*	*	*	*	*	*	*	*	*	*	*	*	*	*	*
24 Hr Summary		0	0	0	0	0	0	0	0	0	0	0	0	0	0	0	0	0	0	0	0	0	0	0	*	*	*

Incoming Histogram

TBL facing A28 April 2026

from Mon-Mar-23-2026-10-00-AM to Tue-Apr-21-2026-09-59-AM

Date	Starting Hr:min	<15	15 to <20	20 to <25	25 to <30	30 to <35	35 to <40	40 to <45	45 to <50	50 to <55	55 to <60	60 to <65	65 to <70	70 to <75	75 to <80	80 to <85	85 to <90	90 to <95	95 to <100	100 to >105	Total Counts	Avg Speed (MPH)	85pct Speed	10MPH Pace	% in pace	# of Speeders	% Speeders
15/04/2026	00:00	*	*	*	*	*	*	*	*	*	*	*	*	*	*	*	*	*	*	*	*	*	*	*	*	*	*
15/04/2026	01:00	*	*	*	*	*	*	*	*	*	*	*	*	*	*	*	*	*	*	*	*	*	*	*	*	*	*
15/04/2026	02:00	*	*	*	*	*	*	*	*	*	*	*	*	*	*	*	*	*	*	*	*	*	*	*	*	*	*
15/04/2026	03:00	*	*	*	*	*	*	*	*	*	*	*	*	*	*	*	*	*	*	*	*	*	*	*	*	*	*
15/04/2026	04:00	*	*	*	*	*	*	*	*	*	*	*	*	*	*	*	*	*	*	*	*	*	*	*	*	*	*
15/04/2026	05:00	*	*	*	*	*	*	*	*	*	*	*	*	*	*	*	*	*	*	*	*	*	*	*	*	*	*
15/04/2026	06:00	*	*	*	*	*	*	*	*	*	*	*	*	*	*	*	*	*	*	*	*	*	*	*	*	*	*
15/04/2026	07:00	*	*	*	*	*	*	*	*	*	*	*	*	*	*	*	*	*	*	*	*	*	*	*	*	*	*
15/04/2026	08:00	*	*	*	*	*	*	*	*	*	*	*	*	*	*	*	*	*	*	*	*	*	*	*	*	*	*
15/04/2026	09:00	*	*	*	*	*	*	*	*	*	*	*	*	*	*	*	*	*	*	*	*	*	*	*	*	*	*
15/04/2026	10:00	*	*	*	*	*	*	*	*	*	*	*	*	*	*	*	*	*	*	*	*	*	*	*	*	*	*
15/04/2026	11:00	*	*	*	*	*	*	*	*	*	*	*	*	*	*	*	*	*	*	*	*	*	*	*	*	*	*
15/04/2026	12:00	*	*	*	*	*	*	*	*	*	*	*	*	*	*	*	*	*	*	*	*	*	*	*	*	*	*
15/04/2026	13:00	*	*	*	*	*	*	*	*	*	*	*	*	*	*	*	*	*	*	*	*	*	*	*	*	*	*
15/04/2026	14:00	*	*	*	*	*	*	*	*	*	*	*	*	*	*	*	*	*	*	*	*	*	*	*	*	*	*
15/04/2026	15:00	*	*	*	*	*	*	*	*	*	*	*	*	*	*	*	*	*	*	*	*	*	*	*	*	*	*
15/04/2026	16:00	*	*	*	*	*	*	*	*	*	*	*	*	*	*	*	*	*	*	*	*	*	*	*	*	*	*
15/04/2026	17:00	*	*	*	*	*	*	*	*	*	*	*	*	*	*	*	*	*	*	*	*	*	*	*	*	*	*
15/04/2026	18:00	*	*	*	*	*	*	*	*	*	*	*	*	*	*	*	*	*	*	*	*	*	*	*	*	*	*
15/04/2026	19:00	*	*	*	*	*	*	*	*	*	*	*	*	*	*	*	*	*	*	*	*	*	*	*	*	*	*
15/04/2026	20:00	*	*	*	*	*	*	*	*	*	*	*	*	*	*	*	*	*	*	*	*	*	*	*	*	*	*
15/04/2026	21:00	*	*	*	*	*	*	*	*	*	*	*	*	*	*	*	*	*	*	*	*	*	*	*	*	*	*
15/04/2026	22:00	*	*	*	*	*	*	*	*	*	*	*	*	*	*	*	*	*	*	*	*	*	*	*	*	*	*
15/04/2026	23:00	*	*	*	*	*	*	*	*	*	*	*	*	*	*	*	*	*	*	*	*	*	*	*	*	*	*
24 Hr Summary		0	0	0	0	0	0	0	0	0	0	0	0	0	0	0	0	0	0	0	0	0	0	0	*	*	*

Incoming Histogram

TBL facing A28 April 2026

from Mon-Mar-23-2026-10-00-AM to Tue-Apr-21-2026-09-59-AM

Date	Starting Hr:min	<15	15 to <20	20 to <25	25 to <30	30 to <35	35 to <40	40 to <45	45 to <50	50 to <55	55 to <60	60 to <65	65 to <70	70 to <75	75 to <80	80 to <85	85 to <90	90 to <95	95 to <100	100 to >105	Total Counts	Avg Speed (MPH)	85pct Speed	10MPH Pace	% in pace	# of Speeders	% Speeders
16/04/2026	00:00	*	*	*	*	*	*	*	*	*	*	*	*	*	*	*	*	*	*	*	*	*	*	*	*	*	*
16/04/2026	01:00	*	*	*	*	*	*	*	*	*	*	*	*	*	*	*	*	*	*	*	*	*	*	*	*	*	*
16/04/2026	02:00	*	*	*	*	*	*	*	*	*	*	*	*	*	*	*	*	*	*	*	*	*	*	*	*	*	*
16/04/2026	03:00	*	*	*	*	*	*	*	*	*	*	*	*	*	*	*	*	*	*	*	*	*	*	*	*	*	*
16/04/2026	04:00	*	*	*	*	*	*	*	*	*	*	*	*	*	*	*	*	*	*	*	*	*	*	*	*	*	*
16/04/2026	05:00	*	*	*	*	*	*	*	*	*	*	*	*	*	*	*	*	*	*	*	*	*	*	*	*	*	*
16/04/2026	06:00	*	*	*	*	*	*	*	*	*	*	*	*	*	*	*	*	*	*	*	*	*	*	*	*	*	*
16/04/2026	07:00	*	*	*	*	*	*	*	*	*	*	*	*	*	*	*	*	*	*	*	*	*	*	*	*	*	*
16/04/2026	08:00	*	*	*	*	*	*	*	*	*	*	*	*	*	*	*	*	*	*	*	*	*	*	*	*	*	*
16/04/2026	09:00	*	*	*	*	*	*	*	*	*	*	*	*	*	*	*	*	*	*	*	*	*	*	*	*	*	*
16/04/2026	10:00	*	*	*	*	*	*	*	*	*	*	*	*	*	*	*	*	*	*	*	*	*	*	*	*	*	*
16/04/2026	11:00	*	*	*	*	*	*	*	*	*	*	*	*	*	*	*	*	*	*	*	*	*	*	*	*	*	*
16/04/2026	12:00	*	*	*	*	*	*	*	*	*	*	*	*	*	*	*	*	*	*	*	*	*	*	*	*	*	*
16/04/2026	13:00	*	*	*	*	*	*	*	*	*	*	*	*	*	*	*	*	*	*	*	*	*	*	*	*	*	*
16/04/2026	14:00	*	*	*	*	*	*	*	*	*	*	*	*	*	*	*	*	*	*	*	*	*	*	*	*	*	*
16/04/2026	15:00	*	*	*	*	*	*	*	*	*	*	*	*	*	*	*	*	*	*	*	*	*	*	*	*	*	*
16/04/2026	16:00	*	*	*	*	*	*	*	*	*	*	*	*	*	*	*	*	*	*	*	*	*	*	*	*	*	*
16/04/2026	17:00	*	*	*	*	*	*	*	*	*	*	*	*	*	*	*	*	*	*	*	*	*	*	*	*	*	*
16/04/2026	18:00	*	*	*	*	*	*	*	*	*	*	*	*	*	*	*	*	*	*	*	*	*	*	*	*	*	*
16/04/2026	19:00	*	*	*	*	*	*	*	*	*	*	*	*	*	*	*	*	*	*	*	*	*	*	*	*	*	*
16/04/2026	20:00	*	*	*	*	*	*	*	*	*	*	*	*	*	*	*	*	*	*	*	*	*	*	*	*	*	*
16/04/2026	21:00	*	*	*	*	*	*	*	*	*	*	*	*	*	*	*	*	*	*	*	*	*	*	*	*	*	*
16/04/2026	22:00	*	*	*	*	*	*	*	*	*	*	*	*	*	*	*	*	*	*	*	*	*	*	*	*	*	*
16/04/2026	23:00	*	*	*	*	*	*	*	*	*	*	*	*	*	*	*	*	*	*	*	*	*	*	*	*	*	*
24 Hr Summary		0	0	0	0	0	0	0	0	0	0	0	0	0	0	0	0	0	0	0	0	0	0	0	*	*	*

Incoming Histogram

TBL facing A28 April 2026

from Mon-Mar-23-2026-10-00-AM to Tue-Apr-21-2026-09-59-AM

Date	Starting Hr:min	<15	15 to <20	20 to <25	25 to <30	30 to <35	35 to <40	40 to <45	45 to <50	50 to <55	55 to <60	60 to <65	65 to <70	70 to <75	75 to <80	80 to <85	85 to <90	90 to <95	95 to <100	100 to >105	Total Counts	Avg Speed (MPH)	85pet Speed	10MPH Pace	% in pace	# of Speeders	% Speeders
17/04/2026	00:00	*	*	*	*	*	*	*	*	*	*	*	*	*	*	*	*	*	*	*	*	*	*	*	*	*	*
17/04/2026	01:00	*	*	*	*	*	*	*	*	*	*	*	*	*	*	*	*	*	*	*	*	*	*	*	*	*	*
17/04/2026	02:00	*	*	*	*	*	*	*	*	*	*	*	*	*	*	*	*	*	*	*	*	*	*	*	*	*	*
17/04/2026	03:00	*	*	*	*	*	*	*	*	*	*	*	*	*	*	*	*	*	*	*	*	*	*	*	*	*	*
17/04/2026	04:00	*	*	*	*	*	*	*	*	*	*	*	*	*	*	*	*	*	*	*	*	*	*	*	*	*	*
17/04/2026	05:00	*	*	*	*	*	*	*	*	*	*	*	*	*	*	*	*	*	*	*	*	*	*	*	*	*	*
17/04/2026	06:00	*	*	*	*	*	*	*	*	*	*	*	*	*	*	*	*	*	*	*	*	*	*	*	*	*	*
17/04/2026	07:00	*	*	*	*	*	*	*	*	*	*	*	*	*	*	*	*	*	*	*	*	*	*	*	*	*	*
17/04/2026	08:00	*	*	*	*	*	*	*	*	*	*	*	*	*	*	*	*	*	*	*	*	*	*	*	*	*	*
17/04/2026	09:00	*	*	*	*	*	*	*	*	*	*	*	*	*	*	*	*	*	*	*	*	*	*	*	*	*	*
17/04/2026	10:00	*	*	*	*	*	*	*	*	*	*	*	*	*	*	*	*	*	*	*	*	*	*	*	*	*	*
17/04/2026	11:00	*	*	*	*	*	*	*	*	*	*	*	*	*	*	*	*	*	*	*	*	*	*	*	*	*	*
17/04/2026	12:00	*	*	*	*	*	*	*	*	*	*	*	*	*	*	*	*	*	*	*	*	*	*	*	*	*	*
17/04/2026	13:00	*	*	*	*	*	*	*	*	*	*	*	*	*	*	*	*	*	*	*	*	*	*	*	*	*	*
17/04/2026	14:00	*	*	*	*	*	*	*	*	*	*	*	*	*	*	*	*	*	*	*	*	*	*	*	*	*	*
17/04/2026	15:00	*	*	*	*	*	*	*	*	*	*	*	*	*	*	*	*	*	*	*	*	*	*	*	*	*	*
17/04/2026	16:00	*	*	*	*	*	*	*	*	*	*	*	*	*	*	*	*	*	*	*	*	*	*	*	*	*	*
17/04/2026	17:00	*	*	*	*	*	*	*	*	*	*	*	*	*	*	*	*	*	*	*	*	*	*	*	*	*	*
17/04/2026	18:00	*	*	*	*	*	*	*	*	*	*	*	*	*	*	*	*	*	*	*	*	*	*	*	*	*	*
17/04/2026	19:00	*	*	*	*	*	*	*	*	*	*	*	*	*	*	*	*	*	*	*	*	*	*	*	*	*	*
17/04/2026	20:00	*	*	*	*	*	*	*	*	*	*	*	*	*	*	*	*	*	*	*	*	*	*	*	*	*	*
17/04/2026	21:00	*	*	*	*	*	*	*	*	*	*	*	*	*	*	*	*	*	*	*	*	*	*	*	*	*	*
17/04/2026	22:00	*	*	*	*	*	*	*	*	*	*	*	*	*	*	*	*	*	*	*	*	*	*	*	*	*	*
17/04/2026	23:00	*	*	*	*	*	*	*	*	*	*	*	*	*	*	*	*	*	*	*	*	*	*	*	*	*	*
24 Hr Summary		0	0	0	0	0	0	0	0	0	0	0	0	0	0	0	0	0	0	0	0	0	0	0	*	*	*

Incoming Histogram

TBL facing A28 April 2026

from Mon-Mar-23-2026-10-00-AM to Tue-Apr-21-2026-09-59-AM

Date	Starting Hr:min	<15	15 to <20	20 to <25	25 to <30	30 to <35	35 to <40	40 to <45	45 to <50	50 to <55	55 to <60	60 to <65	65 to <70	70 to <75	75 to <80	80 to <85	85 to <90	90 to <95	95 to <100	100 to >105	Total Counts	Avg Speed (MPH)	85pct Speed	10MPH Pace	% in pace	# of Speeders	% Speeders
18/04/2026	00:00	*	*	*	*	*	*	*	*	*	*	*	*	*	*	*	*	*	*	*	*	*	*	*	*	*	*
18/04/2026	01:00	*	*	*	*	*	*	*	*	*	*	*	*	*	*	*	*	*	*	*	*	*	*	*	*	*	*
18/04/2026	02:00	*	*	*	*	*	*	*	*	*	*	*	*	*	*	*	*	*	*	*	*	*	*	*	*	*	*
18/04/2026	03:00	*	*	*	*	*	*	*	*	*	*	*	*	*	*	*	*	*	*	*	*	*	*	*	*	*	*
18/04/2026	04:00	*	*	*	*	*	*	*	*	*	*	*	*	*	*	*	*	*	*	*	*	*	*	*	*	*	*
18/04/2026	05:00	*	*	*	*	*	*	*	*	*	*	*	*	*	*	*	*	*	*	*	*	*	*	*	*	*	*
18/04/2026	06:00	*	*	*	*	*	*	*	*	*	*	*	*	*	*	*	*	*	*	*	*	*	*	*	*	*	*
18/04/2026	07:00	*	*	*	*	*	*	*	*	*	*	*	*	*	*	*	*	*	*	*	*	*	*	*	*	*	*
18/04/2026	08:00	*	*	*	*	*	*	*	*	*	*	*	*	*	*	*	*	*	*	*	*	*	*	*	*	*	*
18/04/2026	09:00	*	*	*	*	*	*	*	*	*	*	*	*	*	*	*	*	*	*	*	*	*	*	*	*	*	*
18/04/2026	10:00	*	*	*	*	*	*	*	*	*	*	*	*	*	*	*	*	*	*	*	*	*	*	*	*	*	*
18/04/2026	11:00	*	*	*	*	*	*	*	*	*	*	*	*	*	*	*	*	*	*	*	*	*	*	*	*	*	*
18/04/2026	12:00	*	*	*	*	*	*	*	*	*	*	*	*	*	*	*	*	*	*	*	*	*	*	*	*	*	*
18/04/2026	13:00	*	*	*	*	*	*	*	*	*	*	*	*	*	*	*	*	*	*	*	*	*	*	*	*	*	*
18/04/2026	14:00	*	*	*	*	*	*	*	*	*	*	*	*	*	*	*	*	*	*	*	*	*	*	*	*	*	*
18/04/2026	15:00	*	*	*	*	*	*	*	*	*	*	*	*	*	*	*	*	*	*	*	*	*	*	*	*	*	*
18/04/2026	16:00	*	*	*	*	*	*	*	*	*	*	*	*	*	*	*	*	*	*	*	*	*	*	*	*	*	*
18/04/2026	17:00	*	*	*	*	*	*	*	*	*	*	*	*	*	*	*	*	*	*	*	*	*	*	*	*	*	*
18/04/2026	18:00	*	*	*	*	*	*	*	*	*	*	*	*	*	*	*	*	*	*	*	*	*	*	*	*	*	*
18/04/2026	19:00	*	*	*	*	*	*	*	*	*	*	*	*	*	*	*	*	*	*	*	*	*	*	*	*	*	*
18/04/2026	20:00	*	*	*	*	*	*	*	*	*	*	*	*	*	*	*	*	*	*	*	*	*	*	*	*	*	*
18/04/2026	21:00	*	*	*	*	*	*	*	*	*	*	*	*	*	*	*	*	*	*	*	*	*	*	*	*	*	*
18/04/2026	22:00	*	*	*	*	*	*	*	*	*	*	*	*	*	*	*	*	*	*	*	*	*	*	*	*	*	*
18/04/2026	23:00	*	*	*	*	*	*	*	*	*	*	*	*	*	*	*	*	*	*	*	*	*	*	*	*	*	*
24 Hr Summary		0	0	0	0	0	0	0	0	0	0	0	0	0	0	0	0	0	0	0	0	0	0	0	*	*	*

Incoming Histogram

TBL facing A28 April 2026

from Mon-Mar-23-2026-10-00-AM to Tue-Apr-21-2026-09-59-AM

Date	Starting Hr:min	<15	15 to <20	20 to <25	25 to <30	30 to <35	35 to <40	40 to <45	45 to <50	50 to <55	55 to <60	60 to <65	65 to <70	70 to <75	75 to <80	80 to <85	85 to <90	90 to <95	95 to <100	100 to >105	Total Counts	Avg Speed (MPH)	85pct Speed	10MPH Pace	% in pace	# of Speeders	% Speeders
19/04/2026	00:00	*	*	*	*	*	*	*	*	*	*	*	*	*	*	*	*	*	*	*	*	*	*	*	*	*	*
19/04/2026	01:00	*	*	*	*	*	*	*	*	*	*	*	*	*	*	*	*	*	*	*	*	*	*	*	*	*	*
19/04/2026	02:00	*	*	*	*	*	*	*	*	*	*	*	*	*	*	*	*	*	*	*	*	*	*	*	*	*	*
19/04/2026	03:00	*	*	*	*	*	*	*	*	*	*	*	*	*	*	*	*	*	*	*	*	*	*	*	*	*	*
19/04/2026	04:00	*	*	*	*	*	*	*	*	*	*	*	*	*	*	*	*	*	*	*	*	*	*	*	*	*	*
19/04/2026	05:00	*	*	*	*	*	*	*	*	*	*	*	*	*	*	*	*	*	*	*	*	*	*	*	*	*	*
19/04/2026	06:00	*	*	*	*	*	*	*	*	*	*	*	*	*	*	*	*	*	*	*	*	*	*	*	*	*	*
19/04/2026	07:00	*	*	*	*	*	*	*	*	*	*	*	*	*	*	*	*	*	*	*	*	*	*	*	*	*	*
19/04/2026	08:00	*	*	*	*	*	*	*	*	*	*	*	*	*	*	*	*	*	*	*	*	*	*	*	*	*	*
19/04/2026	09:00	*	*	*	*	*	*	*	*	*	*	*	*	*	*	*	*	*	*	*	*	*	*	*	*	*	*
19/04/2026	10:00	*	*	*	*	*	*	*	*	*	*	*	*	*	*	*	*	*	*	*	*	*	*	*	*	*	*
19/04/2026	11:00	*	*	*	*	*	*	*	*	*	*	*	*	*	*	*	*	*	*	*	*	*	*	*	*	*	*
19/04/2026	12:00	*	*	*	*	*	*	*	*	*	*	*	*	*	*	*	*	*	*	*	*	*	*	*	*	*	*
19/04/2026	13:00	*	*	*	*	*	*	*	*	*	*	*	*	*	*	*	*	*	*	*	*	*	*	*	*	*	*
19/04/2026	14:00	*	*	*	*	*	*	*	*	*	*	*	*	*	*	*	*	*	*	*	*	*	*	*	*	*	*
19/04/2026	15:00	*	*	*	*	*	*	*	*	*	*	*	*	*	*	*	*	*	*	*	*	*	*	*	*	*	*
19/04/2026	16:00	*	*	*	*	*	*	*	*	*	*	*	*	*	*	*	*	*	*	*	*	*	*	*	*	*	*
19/04/2026	17:00	*	*	*	*	*	*	*	*	*	*	*	*	*	*	*	*	*	*	*	*	*	*	*	*	*	*
19/04/2026	18:00	*	*	*	*	*	*	*	*	*	*	*	*	*	*	*	*	*	*	*	*	*	*	*	*	*	*
19/04/2026	19:00	*	*	*	*	*	*	*	*	*	*	*	*	*	*	*	*	*	*	*	*	*	*	*	*	*	*
19/04/2026	20:00	*	*	*	*	*	*	*	*	*	*	*	*	*	*	*	*	*	*	*	*	*	*	*	*	*	*
19/04/2026	21:00	*	*	*	*	*	*	*	*	*	*	*	*	*	*	*	*	*	*	*	*	*	*	*	*	*	*
19/04/2026	22:00	*	*	*	*	*	*	*	*	*	*	*	*	*	*	*	*	*	*	*	*	*	*	*	*	*	*
19/04/2026	23:00	*	*	*	*	*	*	*	*	*	*	*	*	*	*	*	*	*	*	*	*	*	*	*	*	*	*
24 Hr Summary		0	0	0	0	0	0	0	0	0	0	0	0	0	0	0	0	0	0	0	0	0	0	0	*	*	*

Incoming Histogram

TBL facing A28 April 2026

from Mon-Mar-23-2026-10-00-AM to Tue-Apr-21-2026-09-59-AM

Date	Starting Hr:min	<15	15 to <20	20 to <25	25 to <30	30 to <35	35 to <40	40 to <45	45 to <50	50 to <55	55 to <60	60 to <65	65 to <70	70 to <75	75 to <80	80 to <85	85 to <90	90 to <95	95 to <100	100 to >105	Total Counts	Avg Speed (MPH)	85pct Speed	10MPH Pace	% in pace	# of Speeders	% Speeders
20/04/2026	00:00	*	*	*	*	*	*	*	*	*	*	*	*	*	*	*	*	*	*	*	*	*	*	*	*	*	*
20/04/2026	01:00	*	*	*	*	*	*	*	*	*	*	*	*	*	*	*	*	*	*	*	*	*	*	*	*	*	*
20/04/2026	02:00	*	*	*	*	*	*	*	*	*	*	*	*	*	*	*	*	*	*	*	*	*	*	*	*	*	*
20/04/2026	03:00	*	*	*	*	*	*	*	*	*	*	*	*	*	*	*	*	*	*	*	*	*	*	*	*	*	*
20/04/2026	04:00	*	*	*	*	*	*	*	*	*	*	*	*	*	*	*	*	*	*	*	*	*	*	*	*	*	*
20/04/2026	05:00	*	*	*	*	*	*	*	*	*	*	*	*	*	*	*	*	*	*	*	*	*	*	*	*	*	*
20/04/2026	06:00	*	*	*	*	*	*	*	*	*	*	*	*	*	*	*	*	*	*	*	*	*	*	*	*	*	*
20/04/2026	07:00	*	*	*	*	*	*	*	*	*	*	*	*	*	*	*	*	*	*	*	*	*	*	*	*	*	*
20/04/2026	08:00	*	*	*	*	*	*	*	*	*	*	*	*	*	*	*	*	*	*	*	*	*	*	*	*	*	*
20/04/2026	09:00	*	*	*	*	*	*	*	*	*	*	*	*	*	*	*	*	*	*	*	*	*	*	*	*	*	*
20/04/2026	10:00	*	*	*	*	*	*	*	*	*	*	*	*	*	*	*	*	*	*	*	*	*	*	*	*	*	*
20/04/2026	11:00	*	*	*	*	*	*	*	*	*	*	*	*	*	*	*	*	*	*	*	*	*	*	*	*	*	*
20/04/2026	12:00	*	*	*	*	*	*	*	*	*	*	*	*	*	*	*	*	*	*	*	*	*	*	*	*	*	*
20/04/2026	13:00	*	*	*	*	*	*	*	*	*	*	*	*	*	*	*	*	*	*	*	*	*	*	*	*	*	*
20/04/2026	14:00	*	*	*	*	*	*	*	*	*	*	*	*	*	*	*	*	*	*	*	*	*	*	*	*	*	*
20/04/2026	15:00	*	*	*	*	*	*	*	*	*	*	*	*	*	*	*	*	*	*	*	*	*	*	*	*	*	*
20/04/2026	16:00	*	*	*	*	*	*	*	*	*	*	*	*	*	*	*	*	*	*	*	*	*	*	*	*	*	*
20/04/2026	17:00	*	*	*	*	*	*	*	*	*	*	*	*	*	*	*	*	*	*	*	*	*	*	*	*	*	*
20/04/2026	18:00	*	*	*	*	*	*	*	*	*	*	*	*	*	*	*	*	*	*	*	*	*	*	*	*	*	*
20/04/2026	19:00	*	*	*	*	*	*	*	*	*	*	*	*	*	*	*	*	*	*	*	*	*	*	*	*	*	*
20/04/2026	20:00	*	*	*	*	*	*	*	*	*	*	*	*	*	*	*	*	*	*	*	*	*	*	*	*	*	*
20/04/2026	21:00	*	*	*	*	*	*	*	*	*	*	*	*	*	*	*	*	*	*	*	*	*	*	*	*	*	*
20/04/2026	22:00	*	*	*	*	*	*	*	*	*	*	*	*	*	*	*	*	*	*	*	*	*	*	*	*	*	*
20/04/2026	23:00	*	*	*	*	*	*	*	*	*	*	*	*	*	*	*	*	*	*	*	*	*	*	*	*	*	*
24 Hr Summary		0	0	0	0	0	0	0	0	0	0	0	0	0	0	0	0	0	0	0	0	0	0	0	*	*	*

Incoming Histogram

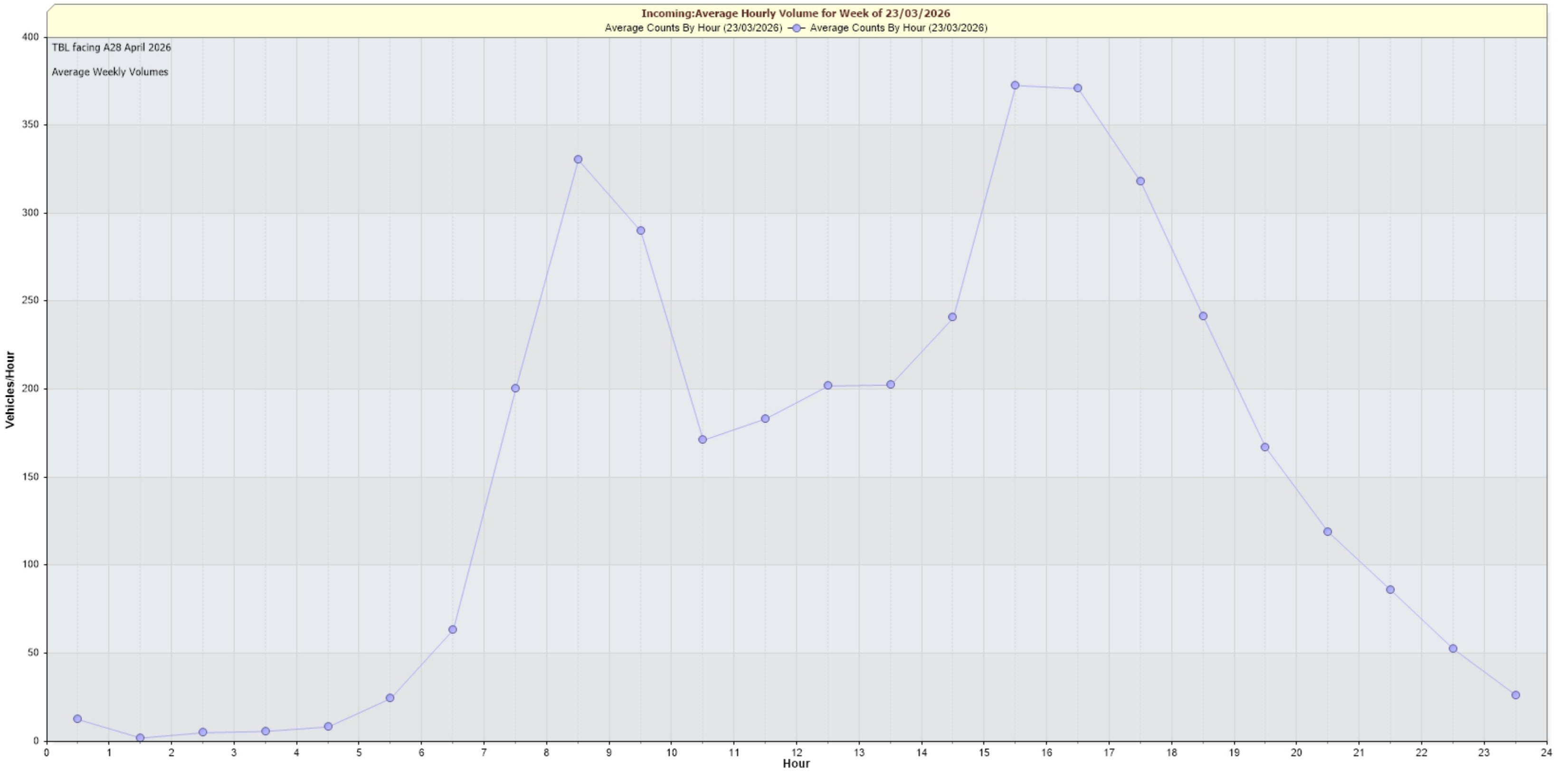
TBL facing A28 April 2026

from Mon-Mar-23-2026-10-00-AM to Tue-Apr-21-2026-09-59-AM

Date	Starting Hr:min	<15	15 to <20	20 to <25	25 to <30	30 to <35	35 to <40	40 to <45	45 to <50	50 to <55	55 to <60	60 to <65	65 to <70	70 to <75	75 to <80	80 to <85	85 to <90	90 to <95	95 to <100	100 to >105	Total Counts	Avg Speed (MPH)	85pet Speed	10MPH Pace	% in pace	# of Speeders	% Speeders	
21/04/2026	00:00	*	*	*	*	*	*	*	*	*	*	*	*	*	*	*	*	*	*	*	*	*	*	*	*	*	*	
21/04/2026	01:00	*	*	*	*	*	*	*	*	*	*	*	*	*	*	*	*	*	*	*	*	*	*	*	*	*	*	
21/04/2026	02:00	*	*	*	*	*	*	*	*	*	*	*	*	*	*	*	*	*	*	*	*	*	*	*	*	*	*	
21/04/2026	03:00	*	*	*	*	*	*	*	*	*	*	*	*	*	*	*	*	*	*	*	*	*	*	*	*	*	*	
21/04/2026	04:00	*	*	*	*	*	*	*	*	*	*	*	*	*	*	*	*	*	*	*	*	*	*	*	*	*	*	
21/04/2026	05:00	*	*	*	*	*	*	*	*	*	*	*	*	*	*	*	*	*	*	*	*	*	*	*	*	*	*	
21/04/2026	06:00	*	*	*	*	*	*	*	*	*	*	*	*	*	*	*	*	*	*	*	*	*	*	*	*	*	*	
21/04/2026	07:00	*	*	*	*	*	*	*	*	*	*	*	*	*	*	*	*	*	*	*	*	*	*	*	*	*	*	
21/04/2026	08:00	0	0	0	0	0	0	0	0	0	0	0	0	0	0	0	0	0	0	0	0	0	0	*	*	*	*	
21/04/2026	09:00	0	0	0	0	0	0	0	0	0	0	0	0	0	0	0	0	0	0	0	0	0	0	0	*	*	*	*
21/04/2026	10:00	*	*	*	*	*	*	*	*	*	*	*	*	*	*	*	*	*	*	*	*	*	*	*	*	*	*	*
21/04/2026	11:00	*	*	*	*	*	*	*	*	*	*	*	*	*	*	*	*	*	*	*	*	*	*	*	*	*	*	*
21/04/2026	12:00	*	*	*	*	*	*	*	*	*	*	*	*	*	*	*	*	*	*	*	*	*	*	*	*	*	*	*
21/04/2026	13:00	*	*	*	*	*	*	*	*	*	*	*	*	*	*	*	*	*	*	*	*	*	*	*	*	*	*	*
21/04/2026	14:00	*	*	*	*	*	*	*	*	*	*	*	*	*	*	*	*	*	*	*	*	*	*	*	*	*	*	*
21/04/2026	15:00	*	*	*	*	*	*	*	*	*	*	*	*	*	*	*	*	*	*	*	*	*	*	*	*	*	*	*
21/04/2026	16:00	*	*	*	*	*	*	*	*	*	*	*	*	*	*	*	*	*	*	*	*	*	*	*	*	*	*	*
21/04/2026	17:00	*	*	*	*	*	*	*	*	*	*	*	*	*	*	*	*	*	*	*	*	*	*	*	*	*	*	*
21/04/2026	18:00	*	*	*	*	*	*	*	*	*	*	*	*	*	*	*	*	*	*	*	*	*	*	*	*	*	*	*
21/04/2026	19:00	*	*	*	*	*	*	*	*	*	*	*	*	*	*	*	*	*	*	*	*	*	*	*	*	*	*	*
21/04/2026	20:00	*	*	*	*	*	*	*	*	*	*	*	*	*	*	*	*	*	*	*	*	*	*	*	*	*	*	*
21/04/2026	21:00	*	*	*	*	*	*	*	*	*	*	*	*	*	*	*	*	*	*	*	*	*	*	*	*	*	*	*
21/04/2026	22:00	*	*	*	*	*	*	*	*	*	*	*	*	*	*	*	*	*	*	*	*	*	*	*	*	*	*	*
21/04/2026	23:00	*	*	*	*	*	*	*	*	*	*	*	*	*	*	*	*	*	*	*	*	*	*	*	*	*	*	*
24 Hr Summary		0	0	0	0	0	0	0	0	0	0	0	0	0	0	0	0	0	0	0	0	0	0	0	*	*	*	*

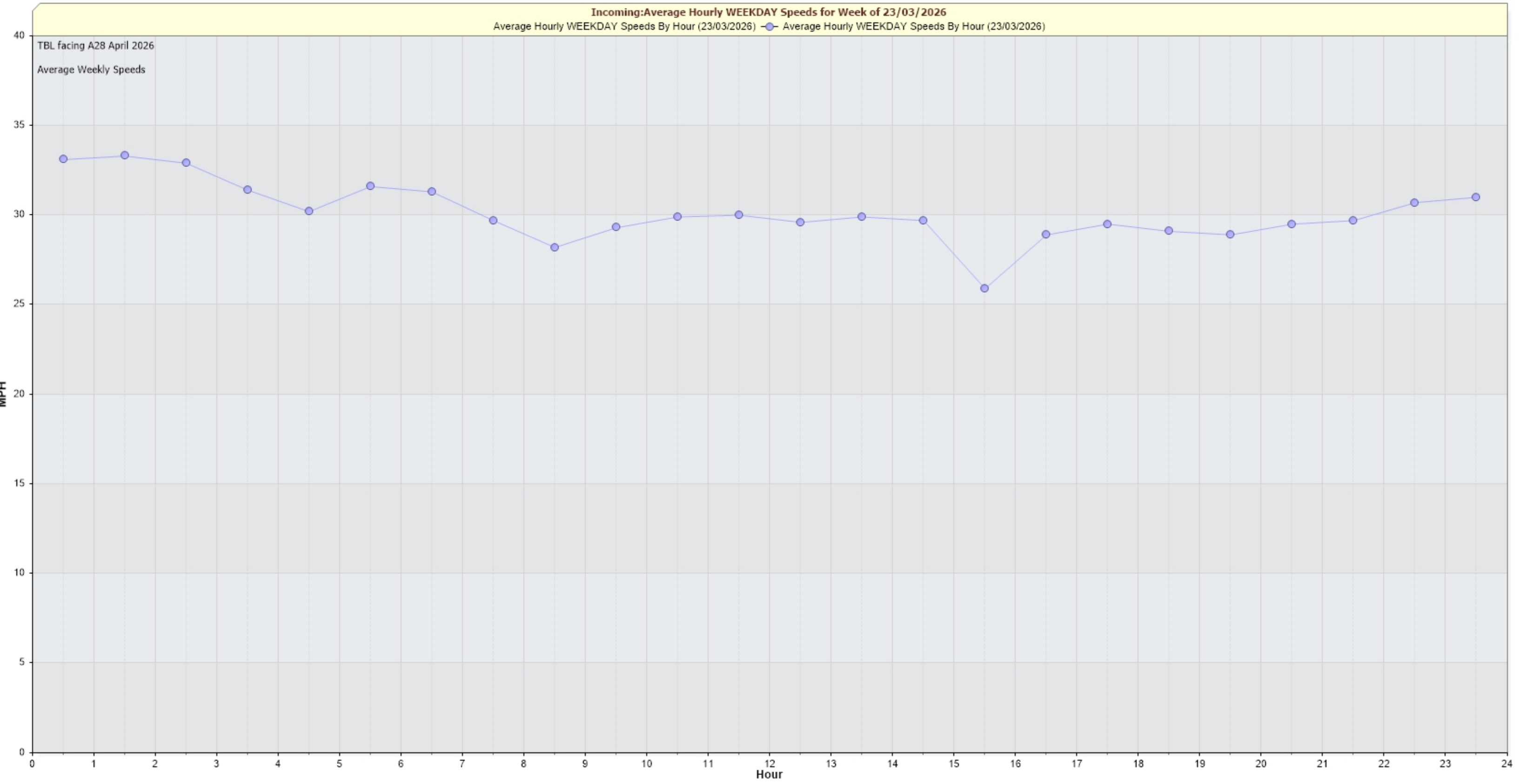
Incoming: Average Hourly Volume for Week of 23/03/2026  
Average Counts By Hour (23/03/2026) — Average Counts By Hour (23/03/2026)

TBL facing A28 April 2026  
Average Weekly Volumes



Incoming:Average Hourly WEEKDAY Speeds for Week of 23/03/2026  
Average Hourly WEEKDAY Speeds By Hour (23/03/2026) — Average Hourly WEEKDAY Speeds By Hour (23/03/2026)

TBL facing A28 April 2026  
Average Weekly Speeds



Incoming: Daily Volume for Week of 23/03/2026

Daily Vehicle Counts

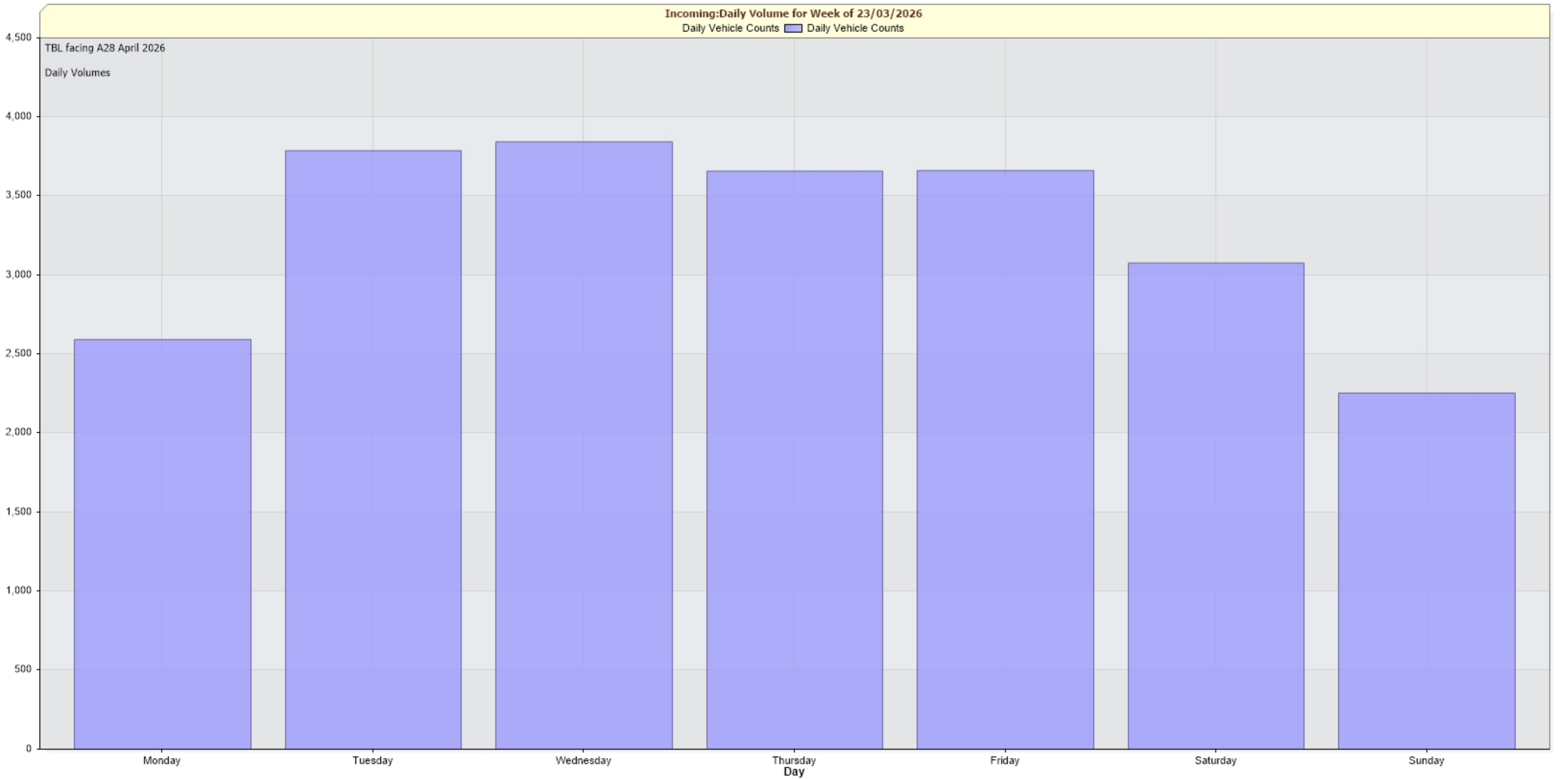


Daily Vehicle Counts

TBL facing A28 April 2026

Daily Volumes

Vehicles



Monday

Tuesday

Wednesday

Thursday  
Day

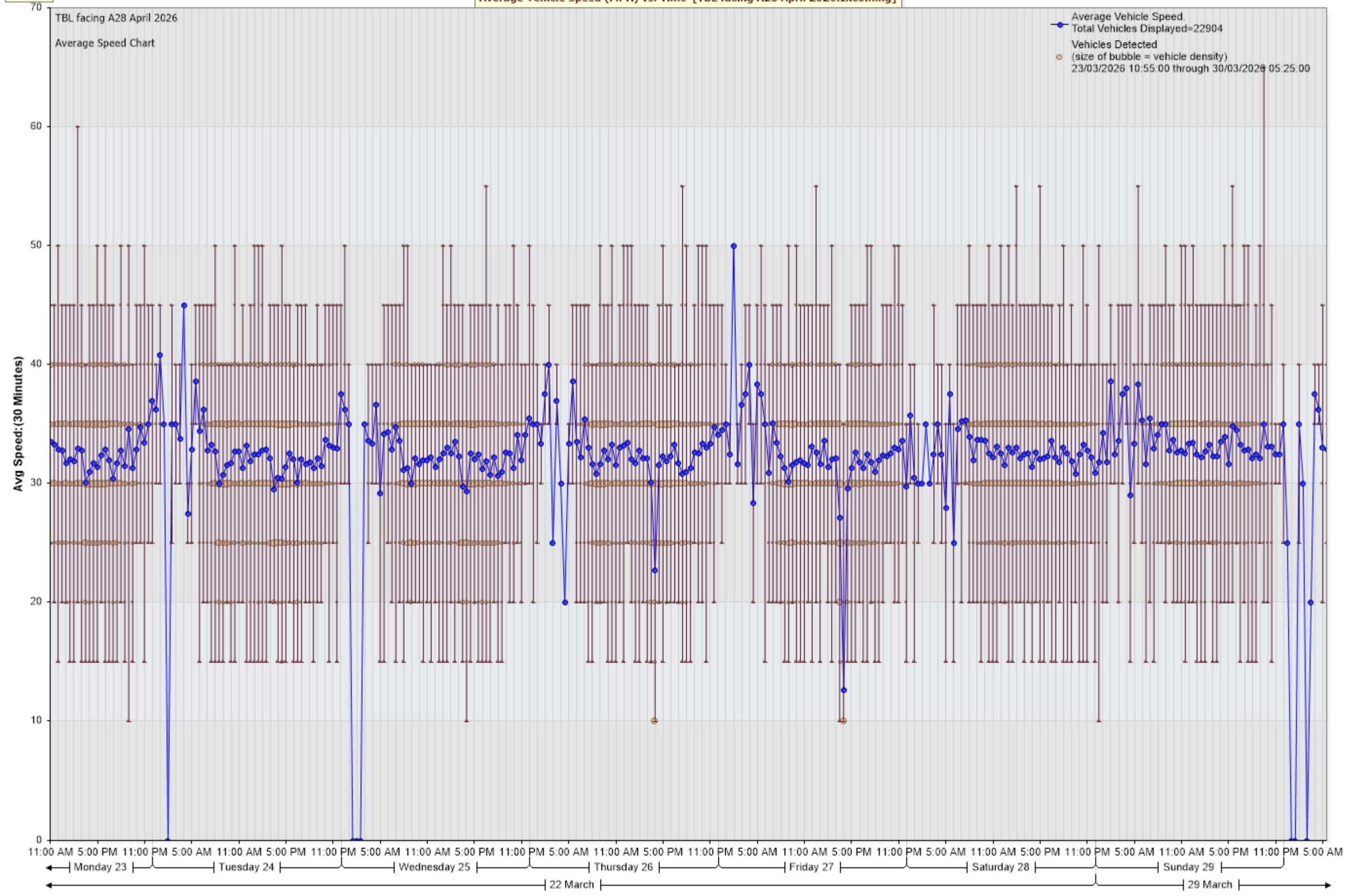
Friday

Saturday

Sunday

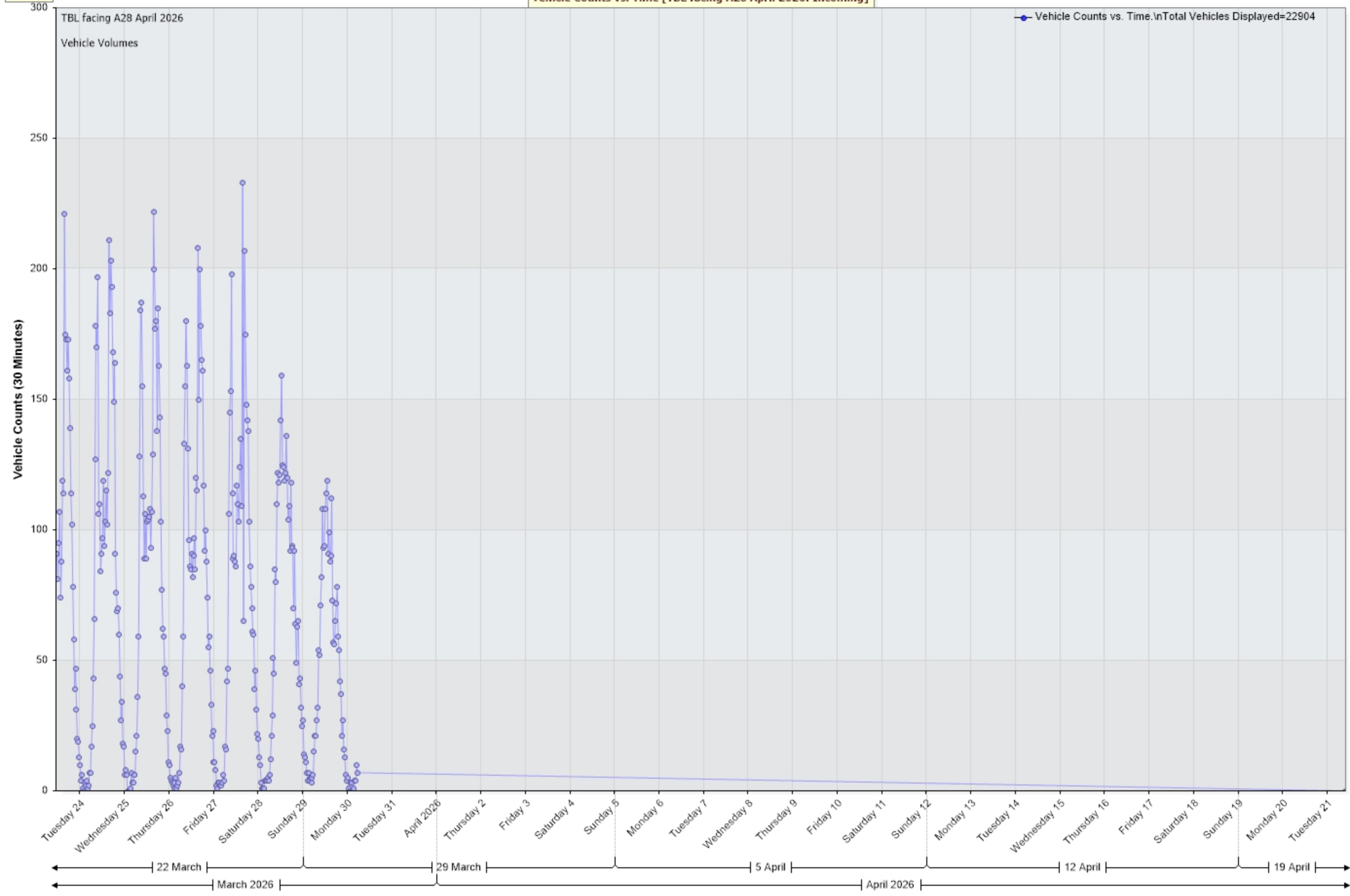
TBL facing A28 April 2026  
Average Speed Chart

Average Vehicle Speed.  
Total Vehicles Displayed=22904  
Vehicles Detected  
(size of bubble = vehicle density)  
23/03/2026 10:55:00 through 30/03/2026 05:25:00



Zoom help

Vehicle Counts vs. Time [TBL facing A28 April 2026: Incoming]

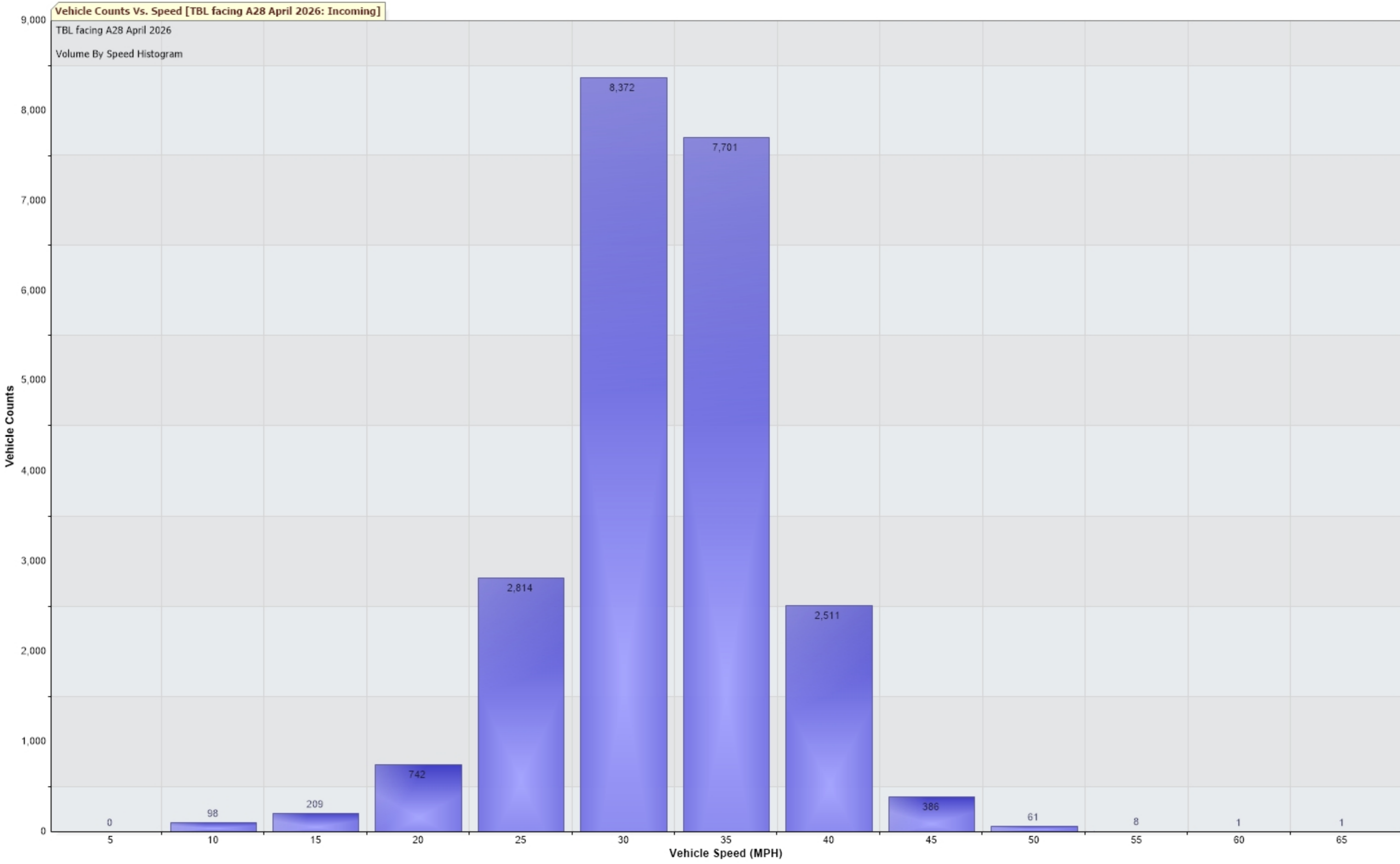


Vehicle Counts Vs. Speed [TBL facing A28 April 2026: Incoming]

TBL facing A28 April 2026

Volume By Speed Histogram

22,904 Counts



Percentile Counts Vs. Speed for [TBL facing A28 April 2026: Incoming]

TBL facing A28 April 2026  
85th Pct Speed=34.7 MPH  
Vehicles in data=22904  
23/03/2026 10:00:00 to 21/04/2026 09:59:59

