

For Project: 202603 KL facing Stanhope March 2026  
 Project Notes:  
 Location/Name: Incoming  
 Report Generated: 21/04/2026 09:29:44  
 Speed Intervals: 5 MPH  
 Time Intervals: Instant  
 Traffic Report From: 01/01/1970 00:00:00 through 12/01/1970 11:59:59  
 85th Percentile Speed: 38.3 MPH  
 85th Percentile Vehicles: 46756  
 Max Speed: 75 MPH on 06/01/1970 15:05:00  
 Total Vehicles: 55007  
 AADT: 4783

## Volumes - weekly counts

Time	5 Day	7 Day
Average Daily	4341	4519
AM Peak 01:00	324	335
PM Peak 18:00	325	341

## Speed

Speed Limit: 35  
 85th Percentile Speed: 38.3  
 50th Percentile Speed: 32.4  
 10 MPH Pace Interval: 25.0 MPH to 35.0 MPH  
 Average Speed: 32.23

	Monday	Tuesday	Wednesday	Thursday	Friday	Saturday	Sunday
Count over limit	2169	1323	1439	2922	2829	2883	2829
% over limit	31.9	32.6	34.3	29.5	27.8	28.2	29.4
Avg Speeder	39.1	39.2	39.1	38.9	38.9	38.9	39
Avg Speed	32.6	32.5	33	32.3	31.7	32.1	32.2

Day/Time Ending	85th pctl (MPH)	85th pctl cnts	Total Cnts	Max Speed	Avg Speeder	% Speeders	Avg Speed
01/01/1970 01:00:00	37	263	309	50	38.3	22.7%	31.1
01/01/1970 02:00:00	36.6	329	387	50	38.4	20.7%	31.2
01/01/1970 03:00:00	37.4	311	366	50	38.2	25.7%	31.7
01/01/1970 04:00:00	38.3	312	367	55	39.3	29.4%	32.3
01/01/1970 05:00:00	37.7	309	364	55	38.7	26.6%	31.6
01/01/1970 06:00:00	36.3	231	272	55	38.4	19.5%	30.7
01/01/1970 07:00:00	37.6	165	194	55	39	25.3%	31.6
01/01/1970 08:00:00	38.2	122	143	50	38.1	34.3%	32.7
01/01/1970 09:00:00	39	60	70	50	39.2	37.1%	32.5
01/01/1970 10:00:00	40	29	34	50	39.4	47.1%	35.2
01/01/1970 11:00:00	40	13	15	55	40.8	40.0%	33.7
01/01/1970 12:00:00	42.5	6	7	45	40.8	42.9%	29.1
01/01/1970 13:00:00	40	8	10	45	40	40.0%	33
01/01/1970 14:00:00	40	4	5	50	40.8	60.0%	32
01/01/1970 15:00:00	40	8	9	45	38.5	55.6%	32.7
01/01/1970 16:00:00	40.8	48	56	65	40	53.6%	35.6
01/01/1970 17:00:00	39.4	144	169	50	38.8	47.3%	34.2
01/01/1970 18:00:00	38.9	261	307	55	38.8	38.4%	33.5
01/01/1970 19:00:00	37.5	416	489	45	38.2	26.6%	32
01/01/1970 20:00:00	38.6	322	379	55	38.9	33.2%	32.7
01/01/1970 21:00:00	38.5	217	255	60	39.7	30.2%	32.7
01/01/1970 22:00:00	37.8	218	256	55	39	26.2%	32.2
01/01/1970 23:00:00	38.3	251	295	65	39.4	30.2%	32.4
02/01/1970 00:00:00	38	212	250	50	39.4	25.6%	32
02/01/1970 01:00:00	38.1	227	267	50	38.9	28.1%	31.7
02/01/1970 02:00:00	37.5	343	404	55	38.9	25.2%	31.8
02/01/1970 03:00:00	37.7	332	390	50	38.7	25.6%	31.6
02/01/1970 04:00:00	38.2	328	386	55	38.8	31.3%	32.3
02/01/1970 05:00:00	36.8	292	343	50	38.4	21.6%	31.3
02/01/1970 06:00:00	36.7	230	271	55	39	20.7%	31.6
02/01/1970 07:00:00	37.3	134	158	60	39.7	22.8%	31.3
02/01/1970 08:00:00	38.4	134	158	45	39	29.1%	32.3
02/01/1970 09:00:00	38.3	90	106	55	39.4	30.2%	28.5
02/01/1970 10:00:00	36.8	71	84	50	39.2	21.4%	20.3
02/01/1970 11:00:00	39	9	11	45	38.3	54.5%	33.8
02/01/1970 12:00:00	40	8	9	45	39.2	33.3%	31.6
02/01/1970 13:00:00	40	6	7	45	38.8	57.1%	34.9
02/01/1970 14:00:00	45	6	7	50	42.5	42.9%	31.3
02/01/1970 15:00:00	37.5	13	15	45	39.2	20.0%	32.5
02/01/1970 16:00:00	41	48	56	60	40.5	48.2%	34.4
02/01/1970 17:00:00	39.6	147	173	55	39.2	48.0%	33.7
02/01/1970 18:00:00	39	244	287	50	39	36.6%	33.7
02/01/1970 19:00:00	36.9	414	487	50	38.5	21.8%	30.7
02/01/1970 20:00:00	37.2	320	376	50	38.9	22.1%	31.6
02/01/1970 21:00:00	36.8	263	309	50	38.2	21.7%	28.1
02/01/1970 22:00:00	37	235	277	50	38.6	22.4%	29.9
02/01/1970 23:00:00	38	211	248	60	39.5	26.6%	31.2

03/01/1970 00:00:00	38.2	229	269	50	39	28.3%	31.3
03/01/1970 01:00:00	38.2	222	261	50	39	28.7%	32.2
03/01/1970 02:00:00	36.9	327	385	50	38.7	21.6%	31
03/01/1970 03:00:00	37.2	303	357	50	38.9	22.4%	31.3
03/01/1970 04:00:00	38	343	404	55	38.8	28.7%	31.9
03/01/1970 05:00:00	37.2	280	330	55	39.1	23.3%	31.4
03/01/1970 06:00:00	36.8	258	304	55	38.7	21.4%	30.8
03/01/1970 07:00:00	36.4	168	198	50	38.8	19.2%	31.2
03/01/1970 08:00:00	39.1	127	149	50	39	36.2%	32.7
03/01/1970 09:00:00	38.5	92	108	50	39.3	27.8%	31.9
03/01/1970 10:00:00	37.1	32	38	50	39.2	23.7%	32
03/01/1970 11:00:00	40	13	15	45	39.5	33.3%	34.5
03/01/1970 12:00:00	37.5	6	7	40	37.5	28.6%	30
03/01/1970 13:00:00	45	7	8	55	40.8	75.0%	37
03/01/1970 14:00:00	42.5	6	7	45	40.8	42.9%	32.7
03/01/1970 15:00:00	39.5	15	18	50	38.7	72.2%	36.7
03/01/1970 16:00:00	40	42	50	50	40.1	38.0%	33.7
03/01/1970 17:00:00	40.5	149	175	50	39.5	48.0%	34.8
03/01/1970 18:00:00	39.7	251	295	50	39.1	46.4%	34.3
03/01/1970 19:00:00	38.2	416	489	55	38.4	33.3%	32.5
03/01/1970 20:00:00	37.5	298	351	50	38.5	25.4%	32.1
03/01/1970 21:00:00	37.6	262	308	50	38.9	24.7%	31.6
03/01/1970 22:00:00	37	212	249	55	39.3	20.9%	31.2
03/01/1970 23:00:00	37.3	206	242	60	38.8	23.6%	31.3
04/01/1970 00:00:00	37.3	262	308	50	38.6	23.7%	31.4
04/01/1970 01:00:00	38.4	222	261	55	39.2	27.6%	32
04/01/1970 02:00:00	37.4	314	370	50	38.9	23.8%	31.7
04/01/1970 03:00:00	37.2	348	409	60	38.8	22.7%	31.5
04/01/1970 04:00:00	37.2	362	426	50	38	24.9%	31.1
04/01/1970 05:00:00	37	277	326	55	38.8	22.1%	31.5
04/01/1970 06:00:00	35	249	293	50	39.5	14.7%	30.4
04/01/1970 07:00:00	37.6	150	177	50	39.5	23.7%	31.6
04/01/1970 08:00:00	36.5	133	157	50	38.4	20.4%	30.6
04/01/1970 09:00:00	39.8	76	89	60	39.9	40.4%	33.7
04/01/1970 10:00:00	38.6	45	53	50	38.1	45.3%	33.1
04/01/1970 11:00:00	38.3	17	20	45	38.2	35.0%	31.9
04/01/1970 12:00:00	38.3	7	8	40	37.5	37.5%	33.4
04/01/1970 13:00:00	33.8	4	5	35	0	0.0%	31
04/01/1970 14:00:00	45	7	8	55	45.8	37.5%	37.1
04/01/1970 15:00:00	40	14	16	45	38.5	62.5%	35.3
04/01/1970 16:00:00	40.7	49	58	55	39.8	56.9%	35.4
04/01/1970 17:00:00	42.3	128	151	50	40.1	55.6%	35.3
04/01/1970 18:00:00	39.3	247	291	55	39	42.6%	34.2
04/01/1970 19:00:00	38	366	430	55	38.9	27.7%	32.2
04/01/1970 20:00:00	37.9	321	378	60	38.5	30.2%	32.4
04/01/1970 21:00:00	38.4	252	296	55	38.9	31.1%	32
04/01/1970 22:00:00	37.5	236	278	55	39.5	23.7%	31.8
04/01/1970 23:00:00	38	241	284	50	38.7	28.5%	32

05/01/1970 00:00:00	38.4	247	291	60	39.3	30.9%	32.1
05/01/1970 01:00:00	38.1	252	296	50	38.8	28.0%	32.1
05/01/1970 02:00:00	37.9	329	387	50	38.8	27.1%	32.3
05/01/1970 03:00:00	36.6	318	374	55	38.9	19.8%	31.1
05/01/1970 04:00:00	36.6	348	410	55	38.6	20.5%	30.6
05/01/1970 05:00:00	37.9	298	350	50	38.2	29.4%	31.8
05/01/1970 06:00:00	37.6	250	294	60	39	24.5%	31.7
05/01/1970 07:00:00	37.2	168	198	65	39.9	21.7%	31.6
05/01/1970 08:00:00	38.1	150	177	55	39.1	27.7%	31.9
05/01/1970 09:00:00	38.2	94	111	55	38.9	31.5%	32
05/01/1970 10:00:00	39.1	54	63	50	39	36.5%	32.4
05/01/1970 11:00:00	41.7	30	35	50	41.3	34.3%	34.3
05/01/1970 12:00:00	42.5	14	17	50	41.3	47.1%	34.5
05/01/1970 13:00:00	38.3	8	9	40	37.5	33.3%	32
05/01/1970 14:00:00	50	7	8	55	43.5	62.5%	38.9
05/01/1970 15:00:00	40	14	17	55	40.5	58.8%	36.9
05/01/1970 16:00:00	47.5	14	16	55	42	68.8%	37.4
05/01/1970 17:00:00	42.1	62	73	55	40.2	53.4%	35.5
05/01/1970 18:00:00	40.3	77	91	45	39	53.8%	34.8
05/01/1970 19:00:00	39.6	173	204	55	39.3	45.6%	34.4
05/01/1970 20:00:00	38.9	246	289	50	38.8	36.7%	33.2
05/01/1970 21:00:00	38.3	321	378	55	38.6	31.5%	32.7
05/01/1970 22:00:00	38	296	348	45	38.3	29.9%	32.2
05/01/1970 23:00:00	38.7	304	358	50	38.8	33.8%	32.5
06/01/1970 00:00:00	38	289	340	60	38.6	30.0%	32.6
06/01/1970 01:00:00	37.8	293	345	50	38.6	27.0%	29.8
06/01/1970 02:00:00	38.5	255	300	50	38.8	32.3%	31.3
06/01/1970 03:00:00	38.2	219	258	65	39.6	28.7%	32.5
06/01/1970 04:00:00	39	241	283	50	38.7	39.9%	33.2
06/01/1970 05:00:00	37.8	239	281	50	38.7	27.4%	32.1
06/01/1970 06:00:00	37.2	206	242	55	39.6	21.5%	30.8
06/01/1970 07:00:00	39.1	155	182	55	39.4	36.3%	32.6
06/01/1970 08:00:00	38.5	94	110	55	41.3	22.7%	32.4
06/01/1970 09:00:00	38.9	79	93	50	39.3	33.3%	32
06/01/1970 10:00:00	39	57	67	60	39.6	38.8%	33.6
06/01/1970 11:00:00	39.4	26	31	50	39.4	41.9%	34
06/01/1970 12:00:00	40	22	26	50	39.6	46.2%	33.7
06/01/1970 13:00:00	40	6	7	50	42.5	28.6%	34.1
06/01/1970 14:00:00	40	13	15	45	39.2	40.0%	30.2
06/01/1970 15:00:00	50	12	14	55	42.5	64.3%	38.6
06/01/1970 16:00:00	41	33	39	75	42.5	38.5%	33.2
06/01/1970 17:00:00	43.1	57	67	55	40.7	56.7%	36.4
06/01/1970 18:00:00	39.8	86	101	55	39.4	46.5%	34.6
06/01/1970 19:00:00	39.3	132	155	60	39.4	35.5%	33.3
06/01/1970 20:00:00	38.8	231	272	55	38.7	38.6%	33.2
06/01/1970 21:00:00	38.8	225	265	50	38.9	34.7%	32.3
06/01/1970 22:00:00	38.2	246	290	45	38.4	32.4%	32.8
06/01/1970 23:00:00	37.9	287	338	50	39.2	26.3%	32.3

07/01/1970 00:00:00	39.1	236	278	50	39.6	33.1%	33.2
07/01/1970 01:00:00	38.3	201	237	65	39.3	30.0%	32.8
07/01/1970 02:00:00	39.3	210	247	55	40	32.4%	32.5
07/01/1970 03:00:00	38.9	202	238	55	38.9	39.5%	33.4
07/01/1970 04:00:00	39.6	178	210	55	39.3	41.4%	33.8
07/01/1970 05:00:00	39.4	177	208	55	39.5	38.5%	33.2
07/01/1970 06:00:00	38	128	151	50	38.8	27.8%	32
07/01/1970 07:00:00	38.9	89	105	50	39.7	32.4%	32.7
07/01/1970 08:00:00	38.9	68	80	50	39.1	36.3%	32.6
07/01/1970 09:00:00	38.8	35	41	50	38.3	43.9%	33.4
07/01/1970 10:00:00	40	13	15	50	39.6	46.7%	33.4
07/01/1970 11:00:00	42.5	8	9	45	42.5	22.2%	33.9
07/01/1970 12:00:00	37.5	8	9	40	37.5	22.2%	31.6
07/01/1970 13:00:00	45	6	7	50	42.5	42.9%	33.4
07/01/1970 14:00:00	38.6	20	23	45	38.1	34.8%	33
07/01/1970 15:00:00	41.9	49	58	60	40.7	51.7%	34.9
07/01/1970 16:00:00	39.9	139	164	55	39.4	45.7%	33.9
07/01/1970 17:00:00	39.3	241	283	55	39.1	41.7%	34
07/01/1970 18:00:00	38.7	402	473	55	38.8	34.2%	32.9
07/01/1970 19:00:00	37.9	339	399	55	38.8	28.8%	32.4
07/01/1970 20:00:00	37.3	230	271	60	39.2	23.2%	31.4
07/01/1970 21:00:00	38.2	210	247	50	38.9	28.3%	32.6
07/01/1970 22:00:00	38.3	211	248	60	38.8	31.5%	32.7
07/01/1970 23:00:00	38.9	205	241	50	39.2	33.2%	32.8
08/01/1970 00:00:00	39.1	201	237	50	38.9	38.4%	33.2
08/01/1970 01:00:00	38.2	280	329	55	38.8	30.4%	32.2
08/01/1970 02:00:00	37.8	298	350	55	38.9	26.6%	31.4
08/01/1970 03:00:00	38.8	326	384	60	39.5	33.3%	32.8
08/01/1970 04:00:00	38	288	339	50	38.7	29.2%	31.8
08/01/1970 05:00:00	38.3	189	222	55	38.4	33.3%	32.8
08/01/1970 06:00:00	37.7	156	183	45	38.2	27.9%	32.2
08/01/1970 07:00:00	38.7	137	161	55	39.7	30.4%	31.9
08/01/1970 08:00:00	39.4	82	97	50	40.7	32.0%	32.9
08/01/1970 09:00:00	40.7	41	48	50	39.8	41.7%	33.9
08/01/1970 10:00:00	39.2	20	23	45	38.8	34.8%	32.5
08/01/1970 11:00:00	35	4	5	45	42.5	20.0%	33
08/01/1970 12:00:00	40	5	6	45	40	33.3%	34.7
08/01/1970 13:00:00	45	5	6	65	47.5	50.0%	38.7
08/01/1970 14:00:00	40	5	6	45	39.2	50.0%	34.5
08/01/1970 15:00:00	40.7	57	67	55	40.1	49.3%	34.8
08/01/1970 16:00:00	39.5	147	173	50	39.2	41.6%	33.5
08/01/1970 17:00:00	39.1	239	281	55	39.1	40.2%	33.5
08/01/1970 18:00:00	37.7	385	453	50	38.7	26.3%	32.1
08/01/1970 19:00:00	37.7	339	399	55	38.7	26.6%	32.5
08/01/1970 20:00:00	37.7	236	278	55	38.6	26.6%	31.1
08/01/1970 21:00:00	37	214	252	50	38.2	23.0%	31.1
08/01/1970 22:00:00	38	225	265	50	38.4	30.2%	32.3
08/01/1970 23:00:00	37.5	242	285	50	38.8	24.9%	31.3

09/01/1970 00:00:00	38	253	298	50	38.6	30.2%	32.3
09/01/1970 01:00:00	37.8	320	376	55	38.8	25.8%	31.7
09/01/1970 02:00:00	37.4	304	358	50	38.6	24.3%	31.4
09/01/1970 03:00:00	38.5	322	379	50	39.1	29.8%	32.1
09/01/1970 04:00:00	38.1	303	357	65	38.4	31.9%	32.3
09/01/1970 05:00:00	38.9	225	265	55	39.6	31.7%	32.4
09/01/1970 06:00:00	37.5	175	206	55	39.6	23.3%	31.5
09/01/1970 07:00:00	37.7	120	141	50	38.4	27.7%	31.7
09/01/1970 08:00:00	37.6	93	109	45	38.2	26.6%	31.4
09/01/1970 09:00:00	39.4	37	43	55	40.2	30.2%	33
09/01/1970 10:00:00	38.1	20	23	40	37.5	34.8%	32.4
09/01/1970 11:00:00	50	6	7	55	47.5	57.1%	39.3
09/01/1970 12:00:00	40	11	13	45	40	30.8%	32.2
09/01/1970 13:00:00	40	5	6	45	39.2	50.0%	33.7
09/01/1970 14:00:00	38.6	13	15	40	37.5	46.7%	34.2
09/01/1970 15:00:00	41	50	59	50	39.6	49.2%	34.3
09/01/1970 16:00:00	39.4	138	162	50	38.9	43.8%	33.8
09/01/1970 17:00:00	38.8	226	266	55	38.6	40.2%	33.4
09/01/1970 18:00:00	38.3	407	479	60	38.8	31.7%	32.6
09/01/1970 19:00:00	38	306	360	55	38.9	28.1%	32.5
09/01/1970 20:00:00	37.5	279	328	45	38.7	24.4%	31.5
09/01/1970 21:00:00	37.4	232	273	50	38.6	24.2%	31.3
09/01/1970 22:00:00	37	236	278	50	38.6	22.7%	31.5
09/01/1970 23:00:00	38.1	254	299	50	38.4	31.4%	31.7
10/01/1970 00:00:00	36.8	243	286	55	38.7	21.7%	31.5
10/01/1970 01:00:00	37.6	340	400	60	39.2	24.8%	32
10/01/1970 02:00:00	38.2	303	356	55	38.8	29.5%	31.9
10/01/1970 03:00:00	38.7	302	355	50	38.6	37.2%	32.5
10/01/1970 04:00:00	38.2	326	384	60	39	30.2%	32.2
10/01/1970 05:00:00	37.3	257	302	55	39.1	22.8%	31.8
10/01/1970 06:00:00	36.2	166	195	45	38.2	19.0%	30.8
10/01/1970 07:00:00	36.8	133	157	50	38.2	22.9%	31
10/01/1970 08:00:00	39.5	73	86	65	40.2	36.0%	32.1
10/01/1970 09:00:00	40.8	40	47	50	40	42.6%	33.8
10/01/1970 10:00:00	39.4	16	19	45	38.5	52.6%	34.8
10/01/1970 11:00:00	38.3	7	8	40	37.5	37.5%	31.4
10/01/1970 12:00:00	40	8	10	55	40.8	60.0%	36.7
10/01/1970 13:00:00	42.5	5	6	45	40.8	50.0%	34.5
10/01/1970 14:00:00	40	11	13	45	38.5	76.9%	36.3
10/01/1970 15:00:00	39.8	48	57	65	40	49.1%	34.2
10/01/1970 16:00:00	39.2	137	161	50	39.3	37.9%	32.9
10/01/1970 17:00:00	39	240	282	55	39.2	37.9%	33.6
10/01/1970 18:00:00	37.6	397	467	60	38.9	25.3%	32
10/01/1970 19:00:00	38	314	369	55	38.7	28.5%	32
10/01/1970 20:00:00	37.1	255	300	50	38.7	22.3%	31.5
10/01/1970 21:00:00	37.4	244	287	50	38.8	23.3%	30.7
10/01/1970 22:00:00	38.2	253	298	55	39.2	27.5%	32.2
10/01/1970 23:00:00	38	252	296	50	38.5	30.1%	32.1

11/01/1970 00:00:00	37.2	276	325	50	38.6	23.4%	31.5
11/01/1970 01:00:00	37.7	319	375	50	38.7	26.4%	32.3
11/01/1970 02:00:00	38	293	345	55	38.7	29.0%	31.5
11/01/1970 03:00:00	37.8	314	370	55	38.7	28.1%	32.1
11/01/1970 04:00:00	38.1	296	348	45	38.4	30.5%	32.3
11/01/1970 05:00:00	39.3	240	282	55	39.8	36.5%	33.3
11/01/1970 06:00:00	37.2	190	224	45	38.1	25.0%	31.7
11/01/1970 07:00:00	36.9	171	201	55	39.5	19.9%	30.6
11/01/1970 08:00:00	39.1	77	91	50	38.9	39.6%	33.5
11/01/1970 09:00:00	38.7	67	79	55	39.9	29.1%	31.7
11/01/1970 10:00:00	40	21	25	45	39.3	44.0%	33.3
11/01/1970 11:00:00	38.8	11	13	45	38.5	38.5%	31.8
11/01/1970 12:00:00	38.3	5	6	40	37.5	50.0%	33.7
11/01/1970 13:00:00	35	10	12	45	40	16.7%	30.1
11/01/1970 14:00:00	40	9	11	45	39.5	45.5%	33.1
11/01/1970 15:00:00	40	29	34	50	41.1	41.2%	35
11/01/1970 16:00:00	41.2	54	64	55	41.5	32.8%	32.6
11/01/1970 17:00:00	39.7	88	103	55	39.7	41.7%	33.5
11/01/1970 18:00:00	40.8	123	145	50	39.9	46.2%	34
11/01/1970 19:00:00	38.1	207	244	55	38.9	31.1%	32.8
11/01/1970 20:00:00	37.6	286	337	50	38.8	25.8%	31.7
11/01/1970 21:00:00	38.1	269	316	60	38.3	32.6%	31.9
11/01/1970 22:00:00	37.9	280	329	50	38.6	28.6%	31.7
11/01/1970 23:00:00	39.3	248	292	55	39.4	37.0%	33.3
12/01/1970 00:00:00	38.5	252	296	55	39.2	30.1%	32.6
12/01/1970 01:00:00	39.3	254	299	50	38.9	41.8%	33.2
12/01/1970 02:00:00	38.7	230	270	50	38.5	37.8%	32.9
12/01/1970 03:00:00	39.5	240	282	60	39.8	39.0%	33.2
12/01/1970 04:00:00	38.7	240	282	50	39.3	31.2%	32.7
12/01/1970 05:00:00	39.9	224	263	50	39.5	40.7%	33.8
12/01/1970 06:00:00	37.7	172	202	50	39.5	23.8%	31.8
12/01/1970 07:00:00	39.3	106	125	50	40	33.6%	32.9
12/01/1970 08:00:00	39.8	76	89	60	40.1	43.8%	33.4
12/01/1970 09:00:00	39.4	53	62	50	39.1	40.3%	33.7
12/01/1970 10:00:00	39.1	35	41	50	39.2	36.6%	31.9
12/01/1970 11:00:00	45	19	22	60	42.5	50.0%	35.1
12/01/1970 12:00:00	38.3	8	10	55	41.3	40.0%	33.1

Day/Time Ending	85th pctl (MPH)	85th pctl cnts	Total Cnts	Max Speed	Avg Speeder	% Speeders	Avg Speed
02/01/1970 00:00:00	38	4257	5008	65	38.8	28.8%	32.1
03/01/1970 00:00:00	37.8	4333	5098	60	38.9	26.6%	31.2
04/01/1970 00:00:00	38	4298	5056	60	38.9	27.8%	32
05/01/1970 00:00:00	38.1	4314	5075	60	39	28.3%	32
06/01/1970 00:00:00	38.3	4117	4843	65	38.9	30.0%	32.3
07/01/1970 00:00:00	38.7	3450	4059	75	39.2	32.6%	32.4
08/01/1970 00:00:00	38.8	3571	4201	65	39.1	34.3%	32.9
09/01/1970 00:00:00	38.2	4174	4910	65	38.9	30.1%	32.2
10/01/1970 00:00:00	38.1	4325	5088	65	38.8	29.0%	32.1
11/01/1970 00:00:00	38.1	4403	5180	65	38.9	28.5%	32
12/01/1970 00:00:00	38.4	3861	4542	60	39	30.7%	32.3
12/01/1970 11:59:59	39.2	1655	1947	60	39.4	36.8%	33

Incoming Weekly Counts  
202603 KL facing Stanhope March 2026

from Thu-Jan-01-1970-12-00-AM to Mon-Jan-12-1970-11-59-AM

	29/12/1969	to	04/01/1970							
	Monday	Tuesday	Wednesday	Thursday	Friday	Saturday	Sunday	Week	Weekend	Week Day 85%
Hour	29/12/1969	30/12/1969	31/12/1969	01/01/1970	02/01/1970	03/01/1970	04/01/1970	Day Avg	Avg	Avg Speed
0 - 1	*	*	*	309	267	261	261	288	261	37.55
1 - 2	*	*	*	387	404	385	370	395.5	377.5	37.05
2 - 3	*	*	*	366	390	357	409	378	383	37.55
3 - 4	*	*	*	367	386	404	426	376.5	415	38.25
4 - 5	*	*	*	364	343	330	326	353.5	328	37.25
5 - 6	*	*	*	272	271	304	293	271.5	298.5	36.5
6 - 7	*	*	*	194	158	198	177	176	187.5	37.45
7 - 8	*	*	*	143	158	149	157	150.5	153	38.3
8 - 9	*	*	*	70	106	108	89	88	98.5	38.65
9 - 10	*	*	*	34	84	38	53	59	45.5	38.4
10 - 11	*	*	*	15	11	15	20	13	17.5	39.5
11 - 12	*	*	*	7	9	7	8	8	7.5	41.25
12 - 13	*	*	*	10	7	8	5	8.5	6.5	40
13 - 14	*	*	*	5	7	7	8	6	7.5	42.5
14 - 15	*	*	*	9	15	18	16	12	17	38.75
15 - 16	*	*	*	56	56	50	58	56	54	40.9
16 - 17	*	*	*	169	173	175	151	171	163	39.5
17 - 18	*	*	*	307	287	295	291	297	293	38.95
18 - 19	*	*	*	489	487	489	430	488	459.5	37.2
19 - 20	*	*	*	379	376	351	378	377.5	364.5	37.9
20 - 21	*	*	*	255	309	308	296	282	302	37.65
21 - 22	*	*	*	256	277	249	278	266.5	263.5	37.4
22 - 23	*	*	*	295	248	242	284	271.5	263	38.15
23 - 24	*	*	*	250	269	308	291	259.5	299.5	38.1
Totals	0	0	0	5008	5098	5056	5075			
% of Total	0%	0%	0%	24.75%	25.19%	24.98%	25.08%			

Incoming Weekly Counts  
202603 KL facing Stanhope March 2026

from Thu-Jan-01-1970-12-00-AM to Mon-Jan-12-1970-11-59-AM

	05/01/1970	to	11/01/1970							
	Monday	Tuesday	Wednesday	Thursday	Friday	Saturday	Sunday	Week	Weekend	Week Day 85%
Hour	05/01/1970	06/01/1970	07/01/1970	08/01/1970	09/01/1970	10/01/1970	11/01/1970	Day Avg	Avg	Avg Speed
0 - 1	296	345	237	329	376	400	375	316.6	387.5	38.04
1 - 2	387	300	247	350	358	356	345	328.4	350.5	38.18
2 - 3	374	258	238	384	379	355	370	326.6	362.5	38.2
3 - 4	410	283	210	339	357	384	348	319.8	366	38.26
4 - 5	350	281	208	222	265	302	282	265.2	292	38.46
5 - 6	294	242	151	183	206	195	224	215.2	209.5	37.6
6 - 7	198	182	105	161	141	157	201	157.4	179	38.32
7 - 8	177	110	80	97	109	86	91	114.6	88.5	38.5
8 - 9	111	93	41	48	43	47	79	67.2	63	39.2
9 - 10	63	67	15	23	23	19	25	38.2	22	39.08
10 - 11	35	31	9	5	7	8	13	17.4	10.5	41.72
11 - 12	17	26	9	6	13	10	6	14.2	8	40
12 - 13	9	7	7	6	6	6	12	7	9	41.66
13 - 14	8	15	23	6	15	13	11	13.4	12	41.44
14 - 15	17	14	58	67	59	57	34	43	45.5	42.72
15 - 16	16	39	164	173	162	161	64	110.8	112.5	41.46
16 - 17	73	67	283	281	266	282	103	194	192.5	40.48
17 - 18	91	101	473	453	479	467	145	319.4	306	38.96
18 - 19	204	155	399	399	360	369	244	303.4	306.5	38.5
19 - 20	289	272	271	278	328	300	337	287.6	318.5	38.04
20 - 21	378	265	247	252	273	287	316	283	301.5	37.94
21 - 22	348	290	248	265	278	298	329	285.8	313.5	37.9
22 - 23	358	338	241	285	299	296	292	304.2	294	38.22
23 - 24	340	278	237	298	286	325	296	287.8	310.5	38.2
Totals	4843	4059	4201	4910	5088	5180	4542			
% of Total	14.75%	12.37%	12.8%	14.96%	15.5%	15.78%	13.84%			

Incoming Weekly Counts  
 202603 KL facing Stanhope March 2026

from Thu-Jan-01-1970-12-00-AM to Mon-Jan-12-1970-11-59-AM

	12/01/1970	to	18/01/1970							
	Monday	Tuesday	Wednesday	Thursday	Friday	Saturday	Sunday	Week	Weekend	Week Day 85%
Hour	12/01/1970	13/01/1970	14/01/1970	15/01/1970	16/01/1970	17/01/1970	18/01/1970	Day Avg	Avg	Avg Speed
0 - 1	299	*	*	*	*	*	*	299	0	39.3
1 - 2	270	*	*	*	*	*	*	270	0	38.7
2 - 3	282	*	*	*	*	*	*	282	0	39.5
3 - 4	282	*	*	*	*	*	*	282	0	38.7
4 - 5	263	*	*	*	*	*	*	263	0	39.9
5 - 6	202	*	*	*	*	*	*	202	0	37.7
6 - 7	125	*	*	*	*	*	*	125	0	39.3
7 - 8	89	*	*	*	*	*	*	89	0	39.8
8 - 9	62	*	*	*	*	*	*	62	0	39.4
9 - 10	41	*	*	*	*	*	*	41	0	39.1
10 - 11	22	*	*	*	*	*	*	22	0	45
11 - 12	10	*	*	*	*	*	*	10	0	38.3
12 - 13	*	*	*	*	*	*	*	0	0	0
13 - 14	*	*	*	*	*	*	*	0	0	0
14 - 15	*	*	*	*	*	*	*	0	0	0
15 - 16	*	*	*	*	*	*	*	0	0	0
16 - 17	*	*	*	*	*	*	*	0	0	0
17 - 18	*	*	*	*	*	*	*	0	0	0
18 - 19	*	*	*	*	*	*	*	0	0	0
19 - 20	*	*	*	*	*	*	*	0	0	0
20 - 21	*	*	*	*	*	*	*	0	0	0
21 - 22	*	*	*	*	*	*	*	0	0	0
22 - 23	*	*	*	*	*	*	*	0	0	0
23 - 24	*	*	*	*	*	*	*	0	0	0
Totals	1947	0	0	0	0	0	0			
% of Total	100%	0%	0%	0%	0%	0%	0%			

Incoming Monthly Counts  
 202603 KL facing Stanhope March 2026

from Thu-Jan-01-1970-12-00-AM to Mon-Jan-12-1970-11-59-AM

Hour	Jan 1970							Week Day Avg	Weekend Avg	Week Day 85% Avg Speed
	Monday	Tuesday	Wednesday	Thursday	Friday	Saturday	Sunday			
0 - 1	595	345	237	638	643	661	636	491.6	648.5	38.1
1 - 2	657	300	247	737	762	741	715	540.6	728	38.16
2 - 3	656	258	238	750	769	712	779	534.2	745.5	38.34
3 - 4	692	283	210	706	743	788	774	526.8	781	38.48
4 - 5	613	281	208	586	608	632	608	459.2	620	38.32
5 - 6	496	242	151	455	477	499	517	364.2	508	37.38
6 - 7	323	182	105	355	299	355	378	252.8	366.5	38.38
7 - 8	266	110	80	240	267	235	248	192.6	241.5	38.58
8 - 9	173	93	41	118	149	155	168	114.8	161.5	38.88
9 - 10	104	67	15	57	107	57	78	70	67.5	38.92
10 - 11	57	31	9	20	18	23	33	27	28	41.88
11 - 12	27	26	9	13	22	17	14	19.4	15.5	40.34
12 - 13	9	7	7	16	13	14	17	10.4	15.5	41.32
13 - 14	8	15	23	11	22	20	19	15.8	19.5	41.6
14 - 15	17	14	58	76	74	75	50	47.8	62.5	42.6
15 - 16	16	39	164	229	218	211	122	133.2	166.5	41.52
16 - 17	73	67	283	450	439	457	254	262.4	355.5	40.56
17 - 18	91	101	473	760	766	762	436	438.2	599	39.14
18 - 19	204	155	399	888	847	858	674	498.6	766	38.36
19 - 20	289	272	271	657	704	651	715	438.6	683	38.12
20 - 21	378	265	247	507	582	595	612	395.8	603.5	38.04
21 - 22	348	290	248	521	555	547	607	392.4	577	37.9
22 - 23	358	338	241	580	547	538	576	412.8	557	38.28
23 - 24	340	278	237	548	555	633	587	391.6	610	38.36
Totals	6790	4059	4201	9918	10186	10236	9617			
% of Total	12.34%	7.38%	7.64%	18.03%	18.52%	18.61%	17.48%			

Incoming Weekly Speeds  
202603 KL facing Stanhope March 2026

from Thu-Jan-01-1970-12-00-AM to Mon-Jan-12-1970-11-59-AM

	29/12/1969	to	04/01/1970							
	Monday	Tuesday	Wednesday	Thursday	Friday	Saturday	Sunday	Week	Weekend	Week Day 85%
Hour	29/12/1969	30/12/1969	31/12/1969	01/01/1970	02/01/1970	03/01/1970	04/01/1970	Day Avg	Avg	Avg Speed
0 - 1	*	*	*	31.1	31.69	32.2	31.95	31.37	32.07	37.55
1 - 2	*	*	*	31.23	31.77	31.02	31.66	31.51	31.34	37.05
2 - 3	*	*	*	31.71	31.56	31.32	31.47	31.63	31.4	37.55
3 - 4	*	*	*	32.28	32.31	31.95	31.11	32.29	31.51	38.25
4 - 5	*	*	*	31.56	31.26	31.4	31.5	31.42	31.45	37.25
5 - 6	*	*	*	30.73	31.57	30.81	30.37	31.15	30.6	36.5
6 - 7	*	*	*	31.58	31.26	31.24	31.56	31.44	31.39	37.45
7 - 8	*	*	*	32.69	32.25	32.71	30.57	32.46	31.61	38.3
8 - 9	*	*	*	32.49	28.55	31.88	33.72	30.11	32.71	38.65
9 - 10	*	*	*	35.18	20.32	32.03	33.08	24.6	32.64	38.4
10 - 11	*	*	*	33.73	33.82	34.47	31.9	33.77	33	39.5
11 - 12	*	*	*	29.14	31.56	30	33.38	30.5	31.8	41.25
12 - 13	*	*	*	33	34.86	37	31	33.76	34.69	40
13 - 14	*	*	*	32	31.29	32.71	37.12	31.58	35.07	42.5
14 - 15	*	*	*	32.67	32.53	36.67	35.31	32.58	36.03	38.75
15 - 16	*	*	*	35.61	34.39	33.72	35.36	35	34.6	40.9
16 - 17	*	*	*	34.19	33.74	34.82	35.28	33.96	35.03	39.5
17 - 18	*	*	*	33.49	33.69	34.27	34.23	33.59	34.25	38.95
18 - 19	*	*	*	32.02	30.74	32.49	32.2	31.38	32.35	37.2
19 - 20	*	*	*	32.7	31.6	32.1	32.37	32.15	32.24	37.9
20 - 21	*	*	*	32.7	28.08	31.59	31.97	30.17	31.78	37.65
21 - 22	*	*	*	32.16	29.86	31.2	31.78	30.96	31.51	37.4
22 - 23	*	*	*	32.39	31.19	31.29	31.95	31.84	31.64	38.15
23 - 24	*	*	*	32.04	31.32	31.41	32.1	31.67	31.74	38.1
Totals	0	0	0	32.1	31.2	32	32			
% of Total	0%	0%	0%	25.22%	24.51%	25.14%	25.14%			

Incoming Weekly Speeds  
 202603 KL facing Stanhope March 2026

from Thu-Jan-01-1970-12-00-AM to Mon-Jan-12-1970-11-59-AM

	05/01/1970	to	11/01/1970							
	Monday	Tuesday	Wednesday	Thursday	Friday	Saturday	Sunday	Week	Weekend	Week Day 85%
Hour	05/01/1970	06/01/1970	07/01/1970	08/01/1970	09/01/1970	10/01/1970	11/01/1970	Day Avg	Avg	Avg Speed
0 - 1	32.12	29.77	32.76	32.24	31.71	31.97	32.29	31.63	32.13	38.04
1 - 2	32.29	31.3	32.54	31.43	31.38	31.87	31.52	31.77	31.7	38.18
2 - 3	31.06	32.47	33.35	32.77	32.11	32.46	32.06	32.26	32.26	38.2
3 - 4	30.63	33.24	33.79	31.84	32.33	32.25	32.32	32.14	32.28	38.26
4 - 5	31.81	32.08	33.23	32.81	32.45	31.78	33.26	32.38	32.49	38.46
5 - 6	31.71	30.79	32.01	32.19	31.47	30.79	31.67	31.58	31.26	37.6
6 - 7	31.62	32.55	32.69	31.94	31.7	31.02	30.63	32.06	30.8	38.32
7 - 8	31.91	32.35	32.61	32.93	31.37	32.12	33.45	32.16	32.8	38.5
8 - 9	32.01	32.01	33.39	33.92	33.05	33.77	31.75	32.58	32.5	39.2
9 - 10	32.44	33.61	33.4	32.52	32.43	34.79	33.32	32.94	33.95	39.08
10 - 11	34.29	34	33.89	33	39.29	31.38	31.77	34.47	31.62	41.72
11 - 12	34.47	33.73	31.56	34.67	32.15	36.7	33.67	33.42	35.56	40
12 - 13	32	34.14	33.43	38.67	33.67	34.5	30.08	34.14	31.56	41.66
13 - 14	38.88	30.2	33.04	34.5	34.2	36.31	33.09	33.49	34.83	41.44
14 - 15	36.88	38.64	34.95	34.76	34.31	34.19	35.03	35.11	34.51	42.72
15 - 16	37.38	33.23	33.86	33.51	33.82	32.86	32.56	33.8	32.77	41.46
16 - 17	35.45	36.39	34.02	33.48	33.38	33.63	33.54	33.96	33.61	40.48
17 - 18	34.8	34.58	32.87	32.13	32.63	31.96	33.99	32.81	32.44	38.96
18 - 19	34.39	33.34	32.45	32.46	32.49	31.98	32.8	32.81	32.3	38.5
19 - 20	33.19	33.16	31.42	31.14	31.52	31.55	31.67	32.07	31.61	38.04
20 - 21	32.72	32.28	32.63	31.12	31.26	30.7	31.93	32.06	31.34	37.94
21 - 22	32.16	32.83	32.73	32.31	31.47	32.19	31.75	32.29	31.96	37.9
22 - 23	32.52	32.28	32.84	31.3	31.73	32.05	33.27	32.13	32.66	38.22
23 - 24	32.6	33.24	33.18	32.28	31.46	31.54	32.6	32.52	32.05	38.2
Totals	32.3	32.4	32.9	32.2	32.1	32	32.3			
% of Total	14.28%	14.32%	14.54%	14.24%	14.19%	14.15%	14.28%			

Incoming Weekly Speeds  
 202603 KL facing Stanhope March 2026

from Thu-Jan-01-1970-12-00-AM to Mon-Jan-12-1970-11-59-AM

	12/01/1970	to	18/01/1970							
	Monday	Tuesday	Wednesday	Thursday	Friday	Saturday	Sunday	Week	Weekend	Week Day 85%
Hour	12/01/1970	13/01/1970	14/01/1970	15/01/1970	16/01/1970	17/01/1970	18/01/1970	Day Avg	Avg	Avg Speed
0 - 1	33.24	*	*	*	*	*	*	33.24	*	39.3
1 - 2	32.94	*	*	*	*	*	*	32.94	*	38.7
2 - 3	33.18	*	*	*	*	*	*	33.18	*	39.5
3 - 4	32.68	*	*	*	*	*	*	32.68	*	38.7
4 - 5	33.78	*	*	*	*	*	*	33.78	*	39.9
5 - 6	31.79	*	*	*	*	*	*	31.79	*	37.7
6 - 7	32.87	*	*	*	*	*	*	32.87	*	39.3
7 - 8	33.42	*	*	*	*	*	*	33.42	*	39.8
8 - 9	33.74	*	*	*	*	*	*	33.74	*	39.4
9 - 10	31.93	*	*	*	*	*	*	31.93	*	39.1
10 - 11	35.14	*	*	*	*	*	*	35.14	*	45
11 - 12	33.1	*	*	*	*	*	*	33.1	*	38.3
12 - 13	*	*	*	*	*	*	*	*	*	0
13 - 14	*	*	*	*	*	*	*	*	*	0
14 - 15	*	*	*	*	*	*	*	*	*	0
15 - 16	*	*	*	*	*	*	*	*	*	0
16 - 17	*	*	*	*	*	*	*	*	*	0
17 - 18	*	*	*	*	*	*	*	*	*	0
18 - 19	*	*	*	*	*	*	*	*	*	0
19 - 20	*	*	*	*	*	*	*	*	*	0
20 - 21	*	*	*	*	*	*	*	*	*	0
21 - 22	*	*	*	*	*	*	*	*	*	0
22 - 23	*	*	*	*	*	*	*	*	*	0
23 - 24	*	*	*	*	*	*	*	*	*	0
Totals	33	0	0	0	0	0	0			
% of Total	100%	0%	0%	0%	0%	0%	0%			

Incoming Monthly Speeds  
 202603 KL facing Stanhope March 2026

from Thu-Jan-01-1970-12-00-AM to Mon-Jan-12-1970-11-59-AM

Hour	Jan 1970							Week Day Avg	Weekend Avg	Week Day 85% Avg Speed
	Monday	Tuesday	Wednesday	Thursday	Friday	Saturday	Sunday			
0 - 1	32.69	29.77	32.76	31.69	31.7	32.06	32.15	31.77	32.1	38.1
1 - 2	32.56	31.3	32.54	31.33	31.59	31.43	31.59	31.81	31.51	38.16
2 - 3	31.97	32.47	33.35	32.25	31.83	31.89	31.75	32.18	31.82	38.34
3 - 4	31.46	33.24	33.79	32.07	32.32	32.09	31.65	32.24	31.87	38.48
4 - 5	32.65	32.08	33.23	32.04	31.78	31.58	32.32	32.25	31.94	38.32
5 - 6	31.74	30.79	32.01	31.32	31.53	30.81	30.93	31.48	30.87	37.38
6 - 7	32.1	32.55	32.69	31.75	31.47	31.14	31.07	31.97	31.1	38.38
7 - 8	32.41	32.35	32.61	32.78	31.89	32.49	31.63	32.37	32.05	38.58
8 - 9	32.63	32.01	33.39	33.07	29.85	32.45	32.79	31.95	32.63	38.88
9 - 10	32.24	33.61	33.4	34.11	22.93	32.95	33.15	30.01	33.07	38.92
10 - 11	34.61	34	33.89	33.55	35.94	33.39	31.85	34.44	32.48	41.88
11 - 12	33.96	33.73	31.56	31.69	31.91	33.94	33.5	32.91	33.74	40.34
12 - 13	32	34.14	33.43	35.12	34.31	35.93	30.35	34.02	32.87	41.32
13 - 14	38.88	30.2	33.04	33.36	33.27	35.05	34.79	33.2	34.92	41.6
14 - 15	36.88	38.64	34.95	34.51	33.95	34.79	35.12	34.85	34.92	42.6
15 - 16	37.38	33.23	33.86	34.03	33.97	33.06	33.89	34	33.37	41.52
16 - 17	35.45	36.39	34.02	33.75	33.52	34.09	34.57	33.96	34.26	40.56
17 - 18	34.8	34.58	32.87	32.68	33.03	32.85	34.15	33.02	33.33	39.14
18 - 19	34.39	33.34	32.45	32.22	31.48	32.27	32.41	32.25	32.33	38.36
19 - 20	33.19	33.16	31.42	32.04	31.56	31.85	32.04	32.1	31.95	38.12
20 - 21	32.72	32.28	32.63	31.92	29.57	31.16	31.95	31.52	31.56	38.04
21 - 22	32.16	32.83	32.73	32.24	30.66	31.74	31.76	31.93	31.75	37.9
22 - 23	32.52	32.28	32.84	31.85	31.49	31.71	32.62	32.06	32.18	38.28
23 - 24	32.6	33.24	33.18	32.17	31.39	31.48	32.35	32.3	31.9	38.36
Totals	32.5	32.4	32.9	32.2	31.6	32	32.1			
% of Total	14.4%	14.36%	14.58%	14.27%	14%	14.18%	14.22%			

Incoming Weekly EightyFifthSpeeds  
202603 KL facing Stanhope March 2026

from Thu-Jan-01-1970-12-00-AM to Mon-Jan-12-1970-11-59-AM

	29/12/1969	to	04/01/1970							
	Monday	Tuesday	Wednesday	Thursday	Friday	Saturday	Sunday	Week	Weekend	Week Day 85%
Hour	29/12/1969	30/12/1969	31/12/1969	01/01/1970	02/01/1970	03/01/1970	04/01/1970	Day Avg	Avg	Avg Speed
0 - 1	*	*	*	37	38.1	38.2	38.4	37.55	38.3	37.55
1 - 2	*	*	*	36.6	37.5	36.9	37.4	37.05	37.15	37.05
2 - 3	*	*	*	37.4	37.7	37.2	37.2	37.55	37.2	37.55
3 - 4	*	*	*	38.3	38.2	38	37.2	38.25	37.6	38.25
4 - 5	*	*	*	37.7	36.8	37.2	37	37.25	37.1	37.25
5 - 6	*	*	*	36.3	36.7	36.8	35	36.5	35.9	36.5
6 - 7	*	*	*	37.6	37.3	36.4	37.6	37.45	37	37.45
7 - 8	*	*	*	38.2	38.4	39.1	36.5	38.3	37.8	38.3
8 - 9	*	*	*	39	38.3	38.5	39.8	38.65	39.15	38.65
9 - 10	*	*	*	40	36.8	37.1	38.6	38.4	37.85	38.4
10 - 11	*	*	*	40	39	40	38.3	39.5	39.15	39.5
11 - 12	*	*	*	42.5	40	37.5	38.3	41.25	37.9	41.25
12 - 13	*	*	*	40	40	45	33.8	40	39.4	40
13 - 14	*	*	*	40	45	42.5	45	42.5	43.75	42.5
14 - 15	*	*	*	40	37.5	39.5	40	38.75	39.75	38.75
15 - 16	*	*	*	40.8	41	40	40.7	40.9	40.35	40.9
16 - 17	*	*	*	39.4	39.6	40.5	42.3	39.5	41.4	39.5
17 - 18	*	*	*	38.9	39	39.7	39.3	38.95	39.5	38.95
18 - 19	*	*	*	37.5	36.9	38.2	38	37.2	38.1	37.2
19 - 20	*	*	*	38.6	37.2	37.5	37.9	37.9	37.7	37.9
20 - 21	*	*	*	38.5	36.8	37.6	38.4	37.65	38	37.65
21 - 22	*	*	*	37.8	37	37	37.5	37.4	37.25	37.4
22 - 23	*	*	*	38.3	38	37.3	38	38.15	37.65	38.15
23 - 24	*	*	*	38	38.2	37.3	38.4	38.1	37.85	38.1
Totals	0	0	0	928.4	921	925	920.6			
% of Total	0%	0%	0%	25.13%	24.93%	25.03%	24.91%			

Incoming Weekly EightyFifthSpeeds  
202603 KL facing Stanhope March 2026

from Thu-Jan-01-1970-12-00-AM to Mon-Jan-12-1970-11-59-AM

	05/01/1970	to	11/01/1970							
	Monday	Tuesday	Wednesday	Thursday	Friday	Saturday	Sunday	Week	Weekend	Week Day 85%
Hour	05/01/1970	06/01/1970	07/01/1970	08/01/1970	09/01/1970	10/01/1970	11/01/1970	Day Avg	Avg	Avg Speed
0 - 1	38.1	37.8	38.3	38.2	37.8	37.6	37.7	38.04	37.65	38.04
1 - 2	37.9	38.5	39.3	37.8	37.4	38.2	38	38.18	38.1	38.18
2 - 3	36.6	38.2	38.9	38.8	38.5	38.7	37.8	38.2	38.25	38.2
3 - 4	36.6	39	39.6	38	38.1	38.2	38.1	38.26	38.15	38.26
4 - 5	37.9	37.8	39.4	38.3	38.9	37.3	39.3	38.46	38.3	38.46
5 - 6	37.6	37.2	38	37.7	37.5	36.2	37.2	37.6	36.7	37.6
6 - 7	37.2	39.1	38.9	38.7	37.7	36.8	36.9	38.32	36.85	38.32
7 - 8	38.1	38.5	38.9	39.4	37.6	39.5	39.1	38.5	39.3	38.5
8 - 9	38.2	38.9	38.8	40.7	39.4	40.8	38.7	39.2	39.75	39.2
9 - 10	39.1	39	40	39.2	38.1	39.4	40	39.08	39.7	39.08
10 - 11	41.7	39.4	42.5	35	50	38.3	38.8	41.72	38.55	41.72
11 - 12	42.5	40	37.5	40	40	40	38.3	40	39.15	40
12 - 13	38.3	40	45	45	40	42.5	35	41.66	38.75	41.66
13 - 14	50	40	38.6	40	38.6	40	40	41.44	40	41.44
14 - 15	40	50	41.9	40.7	41	39.8	40	42.72	39.9	42.72
15 - 16	47.5	41	39.9	39.5	39.4	39.2	41.2	41.46	40.2	41.46
16 - 17	42.1	43.1	39.3	39.1	38.8	39	39.7	40.48	39.35	40.48
17 - 18	40.3	39.8	38.7	37.7	38.3	37.6	40.8	38.96	39.2	38.96
18 - 19	39.6	39.3	37.9	37.7	38	38	38.1	38.5	38.05	38.5
19 - 20	38.9	38.8	37.3	37.7	37.5	37.1	37.6	38.04	37.35	38.04
20 - 21	38.3	38.8	38.2	37	37.4	37.4	38.1	37.94	37.75	37.94
21 - 22	38	38.2	38.3	38	37	38.2	37.9	37.9	38.05	37.9
22 - 23	38.7	37.9	38.9	37.5	38.1	38	39.3	38.22	38.65	38.22
23 - 24	38	39.1	39.1	38	36.8	37.2	38.5	38.2	37.85	38.2
Totals	951.2	949.4	943.2	929.7	931.9	925	926.1			
% of Total	14.51%	14.48%	14.39%	14.18%	14.21%	14.11%	14.12%			

Incoming Weekly EightyFifthSpeeds  
 202603 KL facing Stanhope March 2026

from Thu-Jan-01-1970-12-00-AM to Mon-Jan-12-1970-11-59-AM

	12/01/1970	to	18/01/1970							
	Monday	Tuesday	Wednesday	Thursday	Friday	Saturday	Sunday	Week	Weekend	Week Day 85%
Hour	12/01/1970	13/01/1970	14/01/1970	15/01/1970	16/01/1970	17/01/1970	18/01/1970	Day Avg	Avg	Avg Speed
0 - 1	39.3	*	*	*	*	*	*	39.3	0	39.3
1 - 2	38.7	*	*	*	*	*	*	38.7	0	38.7
2 - 3	39.5	*	*	*	*	*	*	39.5	0	39.5
3 - 4	38.7	*	*	*	*	*	*	38.7	0	38.7
4 - 5	39.9	*	*	*	*	*	*	39.9	0	39.9
5 - 6	37.7	*	*	*	*	*	*	37.7	0	37.7
6 - 7	39.3	*	*	*	*	*	*	39.3	0	39.3
7 - 8	39.8	*	*	*	*	*	*	39.8	0	39.8
8 - 9	39.4	*	*	*	*	*	*	39.4	0	39.4
9 - 10	39.1	*	*	*	*	*	*	39.1	0	39.1
10 - 11	45	*	*	*	*	*	*	45	0	45
11 - 12	38.3	*	*	*	*	*	*	38.3	0	38.3
12 - 13	*	*	*	*	*	*	*	0	0	0
13 - 14	*	*	*	*	*	*	*	0	0	0
14 - 15	*	*	*	*	*	*	*	0	0	0
15 - 16	*	*	*	*	*	*	*	0	0	0
16 - 17	*	*	*	*	*	*	*	0	0	0
17 - 18	*	*	*	*	*	*	*	0	0	0
18 - 19	*	*	*	*	*	*	*	0	0	0
19 - 20	*	*	*	*	*	*	*	0	0	0
20 - 21	*	*	*	*	*	*	*	0	0	0
21 - 22	*	*	*	*	*	*	*	0	0	0
22 - 23	*	*	*	*	*	*	*	0	0	0
23 - 24	*	*	*	*	*	*	*	0	0	0
Totals	474.7	0	0	0	0	0	0			
% of Total	100%	0%	0%	0%	0%	0%	0%			

Incoming Monthly EightyFifthSpeeds  
 202603 KL facing Stanhope March 2026

from Thu-Jan-01-1970-12-00-AM to Mon-Jan-12-1970-11-59-AM

	Jan 1970									
Hour	Monday	Tuesday	Wednesday	Thursday	Friday	Saturday	Sunday	Week Day Avg	Weekend Avg	Week Day 85% Avg Speed
0 - 1	38.8	37.8	38.3	37.7	37.9	37.9	38	38.1	37.95	38.1
1 - 2	38.3	38.5	39.3	37.2	37.5	37.6	37.8	38.16	37.7	38.16
2 - 3	38.3	38.2	38.9	38.2	38.1	38.2	37.5	38.34	37.85	38.34
3 - 4	37.6	39	39.6	38.1	38.1	38.1	37.6	38.48	37.85	38.48
4 - 5	38.7	37.8	39.4	37.9	37.8	37.2	38.3	38.32	37.75	38.32
5 - 6	37.6	37.2	38	37	37.1	36.6	36.3	37.38	36.45	37.38
6 - 7	38.3	39.1	38.9	38.1	37.5	36.7	37.2	38.38	36.95	38.38
7 - 8	38.9	38.5	38.9	38.5	38.1	39.2	37.9	38.58	38.55	38.58
8 - 9	38.7	38.9	38.8	39.4	38.6	39.2	39.4	38.88	39.3	38.88
9 - 10	38.9	39	40	39.4	37.3	38.3	39	38.92	38.65	38.92
10 - 11	42.5	39.4	42.5	40	45	39.2	38.5	41.88	38.85	41.88
11 - 12	42.5	40	37.5	41.7	40	39.2	38.3	40.34	38.75	40.34
12 - 13	38.3	40	45	43.3	40	43.3	34.4	41.32	38.85	41.32
13 - 14	50	40	38.6	40	39.4	41.2	42.5	41.6	41.85	41.6
14 - 15	40	50	41.9	40.6	40.5	39.8	39.7	42.6	39.75	42.6
15 - 16	47.5	41	39.9	39.7	39.5	39.4	41.3	41.52	40.35	41.52
16 - 17	42.1	43.1	39.3	39.2	39.1	39.5	41.4	40.56	40.45	40.56
17 - 18	40.3	39.8	38.7	38.3	38.6	38.7	39.7	39.14	39.2	39.14
18 - 19	39.6	39.3	37.9	37.6	37.4	38.1	38.1	38.36	38.1	38.36
19 - 20	38.9	38.8	37.3	38.3	37.3	37.3	37.8	38.12	37.55	38.12
20 - 21	38.3	38.8	38.2	37.8	37.1	37.5	38.2	38.04	37.85	38.04
21 - 22	38	38.2	38.3	37.9	37.1	37.7	37.7	37.9	37.7	37.9
22 - 23	38.7	37.9	38.9	37.9	38	37.7	38.7	38.28	38.2	38.28
23 - 24	38	39.1	39.1	38.1	37.5	37.3	38.4	38.36	37.85	38.36

## Summary of Violators

202603 KL facing Stanhope March 2026

from Thu-Jan-01-1970-12-00-AM to Mon-Jan-12-1970-11-59-AM

Starting Hour	Count	Average Speed of all Traffic	Violator Counts	Average Speed of Violators
00:00:00	0	N/A	N/A	N/A
01:00:00	309	31.2	70	38.3
02:00:00	387	31.3	80	38.4
03:00:00	366	31.7	94	38.2
04:00:00	367	32.3	108	39.3
05:00:00	364	31.6	97	38.7
06:00:00	272	30.8	53	38.4
07:00:00	194	31.7	49	39
08:00:00	143	32.8	49	38.1
09:00:00	70	32.6	26	39.2
10:00:00	34	35.4	16	39.4
11:00:00	15	34.2	6	40.8
12:00:00	7	29.6	3	40.8
13:00:00	10	33.5	4	40
14:00:00	5	32.5	3	40.8
15:00:00	9	33.1	5	38.5
16:00:00	56	35.8	30	40
17:00:00	169	34.3	80	38.8
18:00:00	307	33.5	118	38.8
19:00:00	489	32.1	130	38.2
20:00:00	379	32.8	126	38.9
21:00:00	255	32.8	77	39.7
22:00:00	256	32.2	67	39
23:00:00	295	32.4	89	39.4
00:00:00	250	32.1	64	39.4
01:00:00	267	31.8	75	38.9
02:00:00	404	31.8	102	38.9
03:00:00	390	31.6	100	38.7
04:00:00	386	32.4	121	38.8
05:00:00	343	31.3	74	38.4
06:00:00	271	31.6	56	39
07:00:00	158	31.4	36	39.7
08:00:00	158	32.3	46	39
09:00:00	106	28.7	32	39.4
10:00:00	84	20.4	18	39.2
11:00:00	11	34.3	6	38.3
12:00:00	9	31.9	3	39.2
13:00:00	7	35.4	4	38.8
14:00:00	7	31.8	3	42.5
15:00:00	15	32.8	3	39.2
16:00:00	56	34.6	27	40.5
17:00:00	173	33.9	83	39.2
18:00:00	287	33.8	105	39
19:00:00	487	30.8	106	38.5
20:00:00	376	31.6	83	38.9
21:00:00	309	28.1	67	38.2
22:00:00	277	29.9	62	38.6
23:00:00	248	31.3	66	39.5

## Summary of Violators

202603 KL facing Stanhope March 2026

from Thu-Jan-01-1970-12-00-AM to Mon-Jan-12-1970-11-59-AM

00:00:00	269	31.4	76	39
01:00:00	261	32.3	75	39
02:00:00	385	31.1	83	38.7
03:00:00	357	31.4	80	38.9
04:00:00	404	32	116	38.8
05:00:00	330	31.5	77	39.1
06:00:00	304	30.9	65	38.7
07:00:00	198	31.3	38	38.8
08:00:00	149	32.8	54	39
09:00:00	108	32	30	39.3
10:00:00	38	32.4	9	39.2
11:00:00	15	34.8	5	39.5
12:00:00	7	30.4	2	37.5
13:00:00	8	37.5	6	40.8
14:00:00	7	33.2	3	40.8
15:00:00	18	36.9	13	38.7
16:00:00	50	33.9	19	40.1
17:00:00	175	34.9	84	39.5
18:00:00	295	34.3	137	39.1
19:00:00	489	32.5	163	38.4
20:00:00	351	32.2	89	38.5
21:00:00	308	31.7	76	38.9
22:00:00	249	31.3	52	39.3
23:00:00	242	31.4	57	38.8
00:00:00	308	31.5	73	38.6
01:00:00	261	32	72	39.2
02:00:00	370	31.7	88	38.9
03:00:00	409	31.5	93	38.8
04:00:00	426	31.2	106	38
05:00:00	326	31.6	72	38.8
06:00:00	293	30.4	43	39.5
07:00:00	177	31.7	42	39.5
08:00:00	157	30.7	32	38.4
09:00:00	89	33.9	36	39.9
10:00:00	53	33.3	24	38.1
11:00:00	20	32.3	7	38.2
12:00:00	8	33.8	3	37.5
13:00:00	5	31.5	0	0
14:00:00	8	37.5	3	45.8
15:00:00	16	35.6	10	38.5
16:00:00	58	35.6	33	39.8
17:00:00	151	35.4	84	40.1
18:00:00	291	34.3	124	39
19:00:00	430	32.2	119	38.9
20:00:00	378	32.4	114	38.5
21:00:00	296	32	92	38.9
22:00:00	278	31.8	66	39.5
23:00:00	284	32	81	38.7
00:00:00	291	32.2	90	39.3

## Summary of Violators

202603 KL facing Stanhope March 2026

from Thu-Jan-01-1970-12-00-AM to Mon-Jan-12-1970-11-59-AM

01:00:00	296	32.2	83	38.8
02:00:00	387	32.3	105	38.8
03:00:00	374	31.1	74	38.9
04:00:00	410	30.7	84	38.6
05:00:00	350	31.9	103	38.2
06:00:00	294	31.8	72	39
07:00:00	198	31.7	43	39.9
08:00:00	177	32	49	39.1
09:00:00	111	32.1	35	38.9
10:00:00	63	32.7	23	39
11:00:00	35	34.5	12	41.3
12:00:00	17	34.9	8	41.3
13:00:00	9	32.5	3	37.5
14:00:00	8	39.4	5	43.5
15:00:00	17	37.2	10	40.5
16:00:00	16	37.8	11	42
17:00:00	73	35.7	39	40.2
18:00:00	91	35	49	39
19:00:00	204	34.5	93	39.3
20:00:00	289	33.2	106	38.8
21:00:00	378	32.8	119	38.6
22:00:00	348	32.2	104	38.3
23:00:00	358	32.6	121	38.8
00:00:00	340	32.7	102	38.6
01:00:00	345	29.8	93	38.6
02:00:00	300	31.4	97	38.8
03:00:00	258	32.5	74	39.6
04:00:00	283	33.3	113	38.7
05:00:00	281	32.1	77	38.7
06:00:00	242	30.9	52	39.6
07:00:00	182	32.6	66	39.4
08:00:00	110	32.5	25	41.3
09:00:00	93	32.2	31	39.3
10:00:00	67	33.8	26	39.6
11:00:00	31	34.3	13	39.4
12:00:00	26	34	12	39.6
13:00:00	7	34.6	2	42.5
14:00:00	15	30.5	6	39.2
15:00:00	14	38.9	9	42.5
16:00:00	39	33.5	15	42.5
17:00:00	67	36.6	38	40.7
18:00:00	101	34.7	47	39.4
19:00:00	155	33.4	55	39.4
20:00:00	272	33.2	105	38.7
21:00:00	265	32.3	92	38.9
22:00:00	290	32.9	94	38.4
23:00:00	338	32.3	89	39.2
00:00:00	278	33.3	92	39.6
01:00:00	237	32.8	71	39.3

## Summary of Violators

202603 KL facing Stanhope March 2026

from Thu-Jan-01-1970-12-00-AM to Mon-Jan-12-1970-11-59-AM

02:00:00	247	32.6	80	40
03:00:00	238	33.4	94	38.9
04:00:00	210	33.9	87	39.3
05:00:00	208	33.3	80	39.5
06:00:00	151	32.1	42	38.8
07:00:00	105	32.8	34	39.7
08:00:00	80	32.8	29	39.1
09:00:00	41	33.6	18	38.3
10:00:00	15	33.8	7	39.6
11:00:00	9	34.2	2	42.5
12:00:00	9	31.9	2	37.5
13:00:00	7	33.9	3	42.5
14:00:00	23	33.4	8	38.1
15:00:00	58	35.2	30	40.7
16:00:00	164	34	75	39.4
17:00:00	283	34.1	118	39.1
18:00:00	473	32.9	162	38.8
19:00:00	399	32.5	115	38.8
20:00:00	271	31.5	63	39.2
21:00:00	247	32.7	70	38.9
22:00:00	248	32.8	78	38.8
23:00:00	241	32.9	80	39.2
00:00:00	237	33.2	91	38.9
01:00:00	329	32.3	100	38.8
02:00:00	350	31.5	93	38.9
03:00:00	384	32.8	128	39.5
04:00:00	339	31.9	99	38.7
05:00:00	222	32.9	74	38.4
06:00:00	183	32.3	51	38.2
07:00:00	161	32	49	39.7
08:00:00	97	33.1	31	40.7
09:00:00	48	34.2	20	39.8
10:00:00	23	32.9	8	38.8
11:00:00	5	33.5	1	42.5
12:00:00	6	35	2	40
13:00:00	6	39.2	3	47.5
14:00:00	6	35	3	39.2
15:00:00	67	35	33	40.1
16:00:00	173	33.6	72	39.2
17:00:00	281	33.5	113	39.1
18:00:00	453	32.2	119	38.7
19:00:00	399	32.5	106	38.7
20:00:00	278	31.2	74	38.6
21:00:00	252	31.2	58	38.2
22:00:00	265	32.4	80	38.4
23:00:00	285	31.4	71	38.8
00:00:00	298	32.3	90	38.6
01:00:00	376	31.8	97	38.8
02:00:00	358	31.4	87	38.6

## Summary of Violators

202603 KL facing Stanhope March 2026

from Thu-Jan-01-1970-12-00-AM to Mon-Jan-12-1970-11-59-AM

03:00:00	379	32.2	113	39.1
04:00:00	357	32.4	114	38.4
05:00:00	265	32.5	84	39.6
06:00:00	206	31.6	48	39.6
07:00:00	141	31.8	39	38.4
08:00:00	109	31.5	29	38.2
09:00:00	43	33.3	13	40.2
10:00:00	23	32.7	8	37.5
11:00:00	7	39.6	4	47.5
12:00:00	13	32.5	4	40
13:00:00	6	34.2	3	39.2
14:00:00	15	34.5	7	37.5
15:00:00	59	34.5	29	39.6
16:00:00	162	33.9	71	38.9
17:00:00	266	33.4	107	38.6
18:00:00	479	32.7	152	38.8
19:00:00	360	32.5	101	38.9
20:00:00	328	31.6	80	38.7
21:00:00	273	31.3	66	38.6
22:00:00	278	31.5	63	38.6
23:00:00	299	31.8	94	38.4
00:00:00	286	31.5	62	38.7
01:00:00	400	32	99	39.2
02:00:00	356	31.9	105	38.8
03:00:00	355	32.5	132	38.6
04:00:00	384	32.3	116	39
05:00:00	302	31.8	69	39.1
06:00:00	195	30.9	37	38.2
07:00:00	157	31.1	36	38.2
08:00:00	86	32.3	31	40.2
09:00:00	47	34	20	40
10:00:00	19	35.1	10	38.5
11:00:00	8	31.9	3	37.5
12:00:00	10	37	6	40.8
13:00:00	6	35	3	40.8
14:00:00	13	36.7	10	38.5
15:00:00	57	34.3	28	40
16:00:00	161	32.9	61	39.3
17:00:00	282	33.7	107	39.2
18:00:00	467	32	118	38.9
19:00:00	369	32	105	38.7
20:00:00	300	31.6	67	38.7
21:00:00	287	30.8	67	38.8
22:00:00	298	32.2	82	39.2
23:00:00	296	32.1	89	38.5
00:00:00	325	31.6	76	38.6
01:00:00	375	32.3	99	38.7
02:00:00	345	31.6	100	38.7
03:00:00	370	32.1	104	38.7

## Summary of Violators

202603 KL facing Stanhope March 2026

from Thu-Jan-01-1970-12-00-AM to Mon-Jan-12-1970-11-59-AM

04:00:00	348	32.4	106	38.4
05:00:00	282	33.3	103	39.8
06:00:00	224	31.7	56	38.1
07:00:00	201	30.7	40	39.5
08:00:00	91	33.6	36	38.9
09:00:00	79	31.9	23	39.9
10:00:00	25	33.7	11	39.3
11:00:00	13	32.1	5	38.5
12:00:00	6	34.2	3	37.5
13:00:00	12	30.4	2	40
14:00:00	11	33.4	5	39.5
15:00:00	34	35.3	14	41.1
16:00:00	64	32.8	21	41.5
17:00:00	103	33.7	43	39.7
18:00:00	145	34.1	67	39.9
19:00:00	244	32.9	76	38.9
20:00:00	337	31.7	87	38.8
21:00:00	316	32	103	38.3
22:00:00	329	31.8	94	38.6
23:00:00	292	33.3	108	39.4

Incoming Histogram  
 202603 KL facing Stanhope March 2026

from Thu-Jan-01-1970-12-00-AM to Mon-Jan-12-1970-11-59-AM

Date	Starting Hr:min	<15	15 to <20	20 to <25	25 to <30	30 to <35	35 to <40	40 to <45	45 to <50	50 to <55	55 to <60	60 to <65	65 to <70	70 to <75	75 to <80	80 to <85	85 to <90	90 to <95	95 to <100	100 to >105	Total Counts	Avg Speed (MPH)	85pet Speed	10MPH Pace	% in pace	# of Speeders	% Speeders
01/01/1970	00:00	4	6	20	90	119	60	9	1	0	0	0	0	0	0	0	0	0	0	0	309	31.1	37	25 to 35	67.6	70	22.7
01/01/1970	01:00	5	4	25	106	167	68	10	2	0	0	0	0	0	0	0	0	0	0	0	387	31.2	36.6	25 to 35	70.5	80	20.7
01/01/1970	02:00	3	10	19	82	158	82	11	1	0	0	0	0	0	0	0	0	0	0	0	366	31.7	37.4	25 to 35	65.6	94	25.7
01/01/1970	03:00	3	5	23	85	143	81	20	3	4	0	0	0	0	0	0	0	0	0	0	367	32.3	38.3	25 to 35	62.1	108	29.4
01/01/1970	04:00	3	7	25	103	129	79	13	4	1	0	0	0	0	0	0	0	0	0	0	364	31.6	37.7	25 to 35	63.7	97	26.6
01/01/1970	05:00	4	5	21	81	108	45	7	0	1	0	0	0	0	0	0	0	0	0	0	272	30.7	36.3	25 to 35	69.5	53	19.5
01/01/1970	06:00	2	1	8	68	66	39	7	1	2	0	0	0	0	0	0	0	0	0	0	194	31.6	37.6	25 to 35	69.1	49	25.3
01/01/1970	07:00	1	2	3	30	58	44	4	1	0	0	0	0	0	0	0	0	0	0	0	143	32.7	38.2	30 to 40	71.3	49	34.3
01/01/1970	08:00	1	0	7	14	22	20	3	3	0	0	0	0	0	0	0	0	0	0	0	70	32.5	39	30 to 40	60	26	37.1
01/01/1970	09:00	0	0	1	0	17	11	4	1	0	0	0	0	0	0	0	0	0	0	0	34	35.2	40	30 to 40	82.4	16	47.1
01/01/1970	10:00	0	0	1	3	5	4	1	0	1	0	0	0	0	0	0	0	0	0	0	15	33.7	40	30 to 40	60	6	40
01/01/1970	11:00	1	0	2	0	1	1	2	0	0	0	0	0	0	0	0	0	0	0	0	7	29.1	42.5	35 to 45	42.9	3	42.9
01/01/1970	12:00	0	0	1	2	3	2	2	0	0	0	0	0	0	0	0	0	0	0	0	10	33	40	25 to 35	50	4	40
01/01/1970	13:00	1	0	0	1	0	2	0	1	0	0	0	0	0	0	0	0	0	0	0	5	32	40	30 to 40	40	3	60
01/01/1970	14:00	1	0	0	0	3	4	1	0	0	0	0	0	0	0	0	0	0	0	0	9	32.7	40	30 to 40	77.8	5	55.6
01/01/1970	15:00	0	0	1	6	19	21	6	2	0	0	1	0	0	0	0	0	0	0	0	56	35.6	40.8	30 to 40	71.4	30	53.6
01/01/1970	16:00	3	0	1	24	61	62	16	2	0	0	0	0	0	0	0	0	0	0	0	169	34.2	39.4	30 to 40	72.8	80	47.3
01/01/1970	17:00	2	2	11	48	126	92	23	2	1	0	0	0	0	0	0	0	0	0	0	307	33.5	38.9	30 to 40	71	118	38.4
01/01/1970	18:00	5	8	10	123	213	113	17	0	0	0	0	0	0	0	0	0	0	0	0	489	32	37.5	25 to 35	68.7	130	26.6
01/01/1970	19:00	7	2	12	81	151	95	28	2	1	0	0	0	0	0	0	0	0	0	0	379	32.7	38.6	30 to 40	64.9	126	33.2
01/01/1970	20:00	3	0	8	69	98	56	12	7	0	2	0	0	0	0	0	0	0	0	0	255	32.7	38.5	25 to 35	65.5	77	30.2
01/01/1970	21:00	1	4	7	71	106	52	11	3	1	0	0	0	0	0	0	0	0	0	0	256	32.2	37.8	25 to 35	69.1	67	26.2
01/01/1970	22:00	4	2	11	80	109	69	12	5	2	0	1	0	0	0	0	0	0	0	0	295	32.4	38.3	25 to 35	64.1	89	30.2
01/01/1970	23:00	6	1	10	55	114	43	18	3	0	0	0	0	0	0	0	0	0	0	0	250	32	38	25 to 35	67.6	64	25.6
24 Hr Summary		60	59	227	1222	1996	1145	237	44	14	2	2	0	0	0	0	0	0	0	0	5008	32.1	38	25 to 35	64.3	1444	28.8

Incoming Histogram  
 202603 KL facing Stanhope March 2026

from Thu-Jan-01-1970-12-00-AM to Mon-Jan-12-1970-11-59-AM

Date	Starting Hr:min	<15	15 to <20	20 to <25	25 to <30	30 to <35	35 to <40	40 to <45	45 to <50	50 to <55	55 to <60	60 to <65	65 to <70	70 to <75	75 to <80	80 to <85	85 to <90	90 to <95	95 to <100	100 to >105	Total Counts	Avg Speed (MPH)	85pct Speed	10MPH Pace	% in pace	# of Speeders	% Speeders
02/01/1970	00:00	4	2	11	90	85	57	15	3	0	0	0	0	0	0	0	0	0	0	0	267	31.7	38.1	25 to 35	65.5	75	28.1
02/01/1970	01:00	5	5	22	108	162	82	13	5	2	0	0	0	0	0	0	0	0	0	0	404	31.8	37.5	25 to 35	66.8	102	25.2
02/01/1970	02:00	7	3	25	103	152	79	18	3	0	0	0	0	0	0	0	0	0	0	0	390	31.6	37.7	25 to 35	65.4	100	25.6
02/01/1970	03:00	7	4	15	92	147	99	14	7	1	0	0	0	0	0	0	0	0	0	0	386	32.3	38.2	30 to 40	63.7	121	31.3
02/01/1970	04:00	5	8	15	93	148	63	8	3	0	0	0	0	0	0	0	0	0	0	0	343	31.3	36.8	25 to 35	70.3	74	21.6
02/01/1970	05:00	4	1	9	82	119	43	10	2	1	0	0	0	0	0	0	0	0	0	0	271	31.6	36.7	25 to 35	74.2	56	20.7
02/01/1970	06:00	3	4	12	38	65	26	7	1	1	1	0	0	0	0	0	0	0	0	0	158	31.3	37.3	25 to 35	65.2	36	22.8
02/01/1970	07:00	1	0	6	48	57	32	14	0	0	0	0	0	0	0	0	0	0	0	0	158	32.3	38.4	25 to 35	66.5	46	29.1
02/01/1970	08:00	24	0	3	9	38	24	5	2	1	0	0	0	0	0	0	0	0	0	0	106	28.5	38.3	30 to 40	58.5	32	30.2
02/01/1970	09:00	46	0	0	12	8	14	2	2	0	0	0	0	0	0	0	0	0	0	0	84	20.3	36.8	5 to 15	54.8	18	21.4
02/01/1970	10:00	0	0	1	1	3	5	1	0	0	0	0	0	0	0	0	0	0	0	0	11	33.8	39	30 to 40	72.7	6	54.5
02/01/1970	11:00	0	0	1	3	2	2	1	0	0	0	0	0	0	0	0	0	0	0	0	9	31.6	40	25 to 35	55.6	3	33.3
02/01/1970	12:00	0	0	0	1	2	3	1	0	0	0	0	0	0	0	0	0	0	0	0	7	34.9	40	30 to 40	71.4	4	57.1
02/01/1970	13:00	1	0	1	1	1	1	1	1	0	0	0	0	0	0	0	0	0	0	0	7	31.3	45	20 to 30	28.6	3	42.9
02/01/1970	14:00	0	0	0	3	9	2	1	0	0	0	0	0	0	0	0	0	0	0	0	15	32.5	37.5	25 to 35	80	3	20
02/01/1970	15:00	2	0	0	11	16	18	5	2	1	1	0	0	0	0	0	0	0	0	0	56	34.4	41	30 to 40	60.7	27	48.2
02/01/1970	16:00	5	2	3	29	51	62	15	5	1	0	0	0	0	0	0	0	0	0	0	173	33.7	39.6	30 to 40	65.3	83	48
02/01/1970	17:00	2	0	5	46	129	77	25	3	0	0	0	0	0	0	0	0	0	0	0	287	33.7	39	30 to 40	71.8	105	36.6
02/01/1970	18:00	25	7	12	136	201	89	12	5	0	0	0	0	0	0	0	0	0	0	0	487	30.7	36.9	25 to 35	69.2	106	21.8
02/01/1970	19:00	5	6	14	103	165	61	21	1	0	0	0	0	0	0	0	0	0	0	0	376	31.6	37.2	25 to 35	71.3	83	22.1
02/01/1970	20:00	47	1	17	85	92	58	8	1	0	0	0	0	0	0	0	0	0	0	0	309	28.1	36.8	25 to 35	57.3	67	21.7
02/01/1970	21:00	23	5	15	62	110	49	12	1	0	0	0	0	0	0	0	0	0	0	0	277	29.9	37	25 to 35	62.1	62	22.4
02/01/1970	22:00	11	5	17	55	94	48	12	4	1	1	0	0	0	0	0	0	0	0	0	248	31.2	38	25 to 35	60.1	66	26.6
02/01/1970	23:00	14	4	9	67	99	56	17	3	0	0	0	0	0	0	0	0	0	0	0	269	31.3	38.2	25 to 35	61.7	76	28.3
24 Hr Summary		241	57	213	1278	1955	1050	238	54	9	3	0	0	0	0	0	0	0	0	0	5098	31.2	37.8	25 to 35	63.4	1354	26.6

Incoming Histogram  
 202603 KL facing Stanhope March 2026

from Thu-Jan-01-1970-12-00-AM to Mon-Jan-12-1970-11-59-AM

Date	Starting Hr:min	<15	15 to <20	20 to <25	25 to <30	30 to <35	35 to <40	40 to <45	45 to <50	50 to <55	55 to <60	60 to <65	65 to <70	70 to <75	75 to <80	80 to <85	85 to <90	90 to <95	95 to <100	100 to >105	Total Counts	Avg Speed (MPH)	85pct Speed	10MPH Pace	% in pace	# of Speeders	% Speeders
03/01/1970	00:00	2	4	9	69	102	56	16	3	0	0	0	0	0	0	0	0	0	0	0	261	32.2	38.2	25 to 35	65.5	75	28.7
03/01/1970	01:00	16	2	14	106	164	65	16	2	0	0	0	0	0	0	0	0	0	0	0	385	31	36.9	25 to 35	70.1	83	21.6
03/01/1970	02:00	2	8	23	105	139	60	17	3	0	0	0	0	0	0	0	0	0	0	0	357	31.3	37.2	25 to 35	68.3	80	22.4
03/01/1970	03:00	5	6	22	103	152	91	22	2	1	0	0	0	0	0	0	0	0	0	0	404	31.9	38	25 to 35	63.1	116	28.7
03/01/1970	04:00	4	7	19	94	129	62	8	5	2	0	0	0	0	0	0	0	0	0	0	330	31.4	37.2	25 to 35	67.6	77	23.3
03/01/1970	05:00	5	6	22	95	111	53	9	2	1	0	0	0	0	0	0	0	0	0	0	304	30.8	36.8	25 to 35	67.8	65	21.4
03/01/1970	06:00	3	2	9	59	87	29	8	1	0	0	0	0	0	0	0	0	0	0	0	198	31.2	36.4	25 to 35	73.7	38	19.2
03/01/1970	07:00	3	2	7	29	54	39	14	1	0	0	0	0	0	0	0	0	0	0	0	149	32.7	39.1	30 to 40	62.4	54	36.2
03/01/1970	08:00	2	1	6	27	42	20	9	1	0	0	0	0	0	0	0	0	0	0	0	108	31.9	38.5	25 to 35	63.9	30	27.8
03/01/1970	09:00	0	0	2	9	18	7	1	1	0	0	0	0	0	0	0	0	0	0	0	38	32	37.1	25 to 35	71.1	9	23.7
03/01/1970	10:00	0	0	0	0	10	3	2	0	0	0	0	0	0	0	0	0	0	0	0	15	34.5	40	30 to 40	86.7	5	33.3
03/01/1970	11:00	0	1	0	2	2	2	0	0	0	0	0	0	0	0	0	0	0	0	0	7	30	37.5	25 to 35	57.1	2	28.6
03/01/1970	12:00	0	0	0	2	0	4	1	0	1	0	0	0	0	0	0	0	0	0	0	8	37	45	35 to 45	62.5	6	75
03/01/1970	13:00	1	0	0	0	3	1	2	0	0	0	0	0	0	0	0	0	0	0	0	7	32.7	42.5	30 to 40	57.1	3	42.9
03/01/1970	14:00	0	0	0	0	5	11	1	1	0	0	0	0	0	0	0	0	0	0	0	18	36.7	39.5	30 to 40	88.9	13	72.2
03/01/1970	15:00	0	0	4	7	20	11	6	2	0	0	0	0	0	0	0	0	0	0	0	50	33.7	40	30 to 40	62	19	38
03/01/1970	16:00	3	1	1	16	70	56	22	6	0	0	0	0	0	0	0	0	0	0	0	175	34.8	40.5	30 to 40	72	84	48
03/01/1970	17:00	4	2	2	44	106	99	32	6	0	0	0	0	0	0	0	0	0	0	0	295	34.3	39.7	30 to 40	69.5	137	46.4
03/01/1970	18:00	6	2	19	117	182	139	21	1	2	0	0	0	0	0	0	0	0	0	0	489	32.5	38.2	30 to 40	65.6	163	33.3
03/01/1970	19:00	4	4	10	82	162	72	16	1	0	0	0	0	0	0	0	0	0	0	0	351	32.1	37.5	25 to 35	69.5	89	25.4
03/01/1970	20:00	3	4	13	99	113	57	16	3	0	0	0	0	0	0	0	0	0	0	0	308	31.6	37.6	25 to 35	68.8	76	24.7
03/01/1970	21:00	2	6	13	79	97	38	11	1	2	0	0	0	0	0	0	0	0	0	0	249	31.2	37	25 to 35	70.7	52	20.9
03/01/1970	22:00	5	0	11	81	88	46	9	1	0	1	0	0	0	0	0	0	0	0	0	242	31.3	37.3	25 to 35	69.8	57	23.6
03/01/1970	23:00	3	4	13	103	112	58	14	1	0	0	0	0	0	0	0	0	0	0	0	308	31.4	37.3	25 to 35	69.8	73	23.7
24 Hr Summary		73	62	219	1328	1968	1079	273	44	9	1	0	0	0	0	0	0	0	0	0	5056	32	38	25 to 35	65.2	1406	27.8

Incoming Histogram  
 202603 KL facing Stanhope March 2026

from Thu-Jan-01-1970-12-00-AM to Mon-Jan-12-1970-11-59-AM

Date	Starting Hr:min	<15	15 to <20	20 to <25	25 to <30	30 to <35	35 to <40	40 to <45	45 to <50	50 to <55	55 to <60	60 to <65	65 to <70	70 to <75	75 to <80	80 to <85	85 to <90	90 to <95	95 to <100	100 to >105	Total Counts	Avg Speed (MPH)	85pct Speed	10MPH Pace	% in pace	# of Speeders	% Speeders
04/01/1970	00:00	7	3	11	62	106	49	22	0	1	0	0	0	0	0	0	0	0	0	0	261	32	38.4	25 to 35	64.4	72	27.6
04/01/1970	01:00	3	4	26	93	156	66	19	3	0	0	0	0	0	0	0	0	0	0	0	370	31.7	37.4	25 to 35	67.3	88	23.8
04/01/1970	02:00	3	4	24	125	160	74	16	2	0	1	0	0	0	0	0	0	0	0	0	409	31.5	37.2	25 to 35	69.7	93	22.7
04/01/1970	03:00	4	11	29	123	153	97	8	1	0	0	0	0	0	0	0	0	0	0	0	426	31.1	37.2	25 to 35	64.8	106	24.9
04/01/1970	04:00	4	8	17	76	149	57	12	2	1	0	0	0	0	0	0	0	0	0	0	326	31.5	37	25 to 35	69	72	22.1
04/01/1970	05:00	7	3	23	97	120	30	9	4	0	0	0	0	0	0	0	0	0	0	0	293	30.4	35	25 to 35	74.1	43	14.7
04/01/1970	06:00	3	3	7	52	70	29	9	4	0	0	0	0	0	0	0	0	0	0	0	177	31.6	37.6	25 to 35	68.9	42	23.7
04/01/1970	07:00	1	1	14	60	49	27	4	1	0	0	0	0	0	0	0	0	0	0	0	157	30.6	36.5	25 to 35	69.4	32	20.4
04/01/1970	08:00	0	2	2	18	31	24	9	2	0	1	0	0	0	0	0	0	0	0	0	89	33.7	39.8	30 to 40	61.8	36	40.4
04/01/1970	09:00	2	0	0	11	16	22	1	1	0	0	0	0	0	0	0	0	0	0	0	53	33.1	38.6	30 to 40	71.7	24	45.3
04/01/1970	10:00	1	0	0	4	8	6	1	0	0	0	0	0	0	0	0	0	0	0	0	20	31.9	38.3	30 to 40	70	7	35
04/01/1970	11:00	0	0	0	1	4	3	0	0	0	0	0	0	0	0	0	0	0	0	0	8	33.4	38.3	30 to 40	87.5	3	37.5
04/01/1970	12:00	0	0	0	1	4	0	0	0	0	0	0	0	0	0	0	0	0	0	0	5	31	33.8	25 to 35	100	*	*
04/01/1970	13:00	0	0	0	0	5	0	2	0	1	0	0	0	0	0	0	0	0	0	0	8	37.1	45	25 to 35	62.5	3	37.5
04/01/1970	14:00	0	0	0	2	4	8	2	0	0	0	0	0	0	0	0	0	0	0	0	16	35.3	40	30 to 40	75	10	62.5
04/01/1970	15:00	1	0	1	6	17	23	7	1	2	0	0	0	0	0	0	0	0	0	0	58	35.4	40.7	30 to 40	69	33	56.9
04/01/1970	16:00	2	1	2	24	38	50	24	10	0	0	0	0	0	0	0	0	0	0	0	151	35.3	42.3	30 to 40	58.3	84	55.6
04/01/1970	17:00	0	0	5	47	115	93	26	4	1	0	0	0	0	0	0	0	0	0	0	291	34.2	39.3	30 to 40	71.5	124	42.6
04/01/1970	18:00	3	7	12	118	171	91	23	4	1	0	0	0	0	0	0	0	0	0	0	430	32.2	38	25 to 35	67.2	119	27.7
04/01/1970	19:00	6	3	8	92	155	97	14	2	0	1	0	0	0	0	0	0	0	0	0	378	32.4	37.9	30 to 40	66.7	114	30.2
04/01/1970	20:00	5	1	15	88	95	71	17	3	1	0	0	0	0	0	0	0	0	0	0	296	32	38.4	25 to 35	61.8	92	31.1
04/01/1970	21:00	9	0	7	77	119	48	10	7	1	0	0	0	0	0	0	0	0	0	0	278	31.8	37.5	25 to 35	70.5	66	23.7
04/01/1970	22:00	0	4	20	77	102	63	16	2	0	0	0	0	0	0	0	0	0	0	0	284	32	38	25 to 35	63	81	28.5
04/01/1970	23:00	9	4	10	73	105	68	13	8	0	1	0	0	0	0	0	0	0	0	0	291	32.1	38.4	25 to 35	61.2	90	30.9
24 Hr Summary		70	59	233	1327	1952	1096	264	61	9	4	0	0	0	0	0	0	0	0	0	5075	32	38.1	25 to 35	64.6	1434	28.3

Incoming Histogram  
 202603 KL facing Stanhope March 2026

from Thu-Jan-01-1970-12-00-AM to Mon-Jan-12-1970-11-59-AM

Date	Starting Hr:min	<15	15 to <20	20 to <25	25 to <30	30 to <35	35 to <40	40 to <45	45 to <50	50 to <55	55 to <60	60 to <65	65 to <70	70 to <75	75 to <80	80 to <85	85 to <90	90 to <95	95 to <100	100 to >105	Total Counts	Avg Speed (MPH)	85pct Speed	10MPH Pace	% in pace	# of Speeders	% Speeders
05/01/1970	00:00	4	3	10	78	118	62	20	1	0	0	0	0	0	0	0	0	0	0	0	296	32.1	38.1	25 to 35	66.2	83	28
05/01/1970	01:00	5	3	9	95	170	80	23	2	0	0	0	0	0	0	0	0	0	0	0	387	32.3	37.9	25 to 35	68.5	105	27.1
05/01/1970	02:00	4	8	22	113	153	55	18	0	1	0	0	0	0	0	0	0	0	0	0	374	31.1	36.6	25 to 35	71.1	74	19.8
05/01/1970	03:00	11	14	29	105	167	70	10	3	1	0	0	0	0	0	0	0	0	0	0	410	30.6	36.6	25 to 35	66.3	84	20.5
05/01/1970	04:00	7	8	9	91	132	89	13	1	0	0	0	0	0	0	0	0	0	0	0	350	31.8	37.9	25 to 35	63.7	103	29.4
05/01/1970	05:00	3	4	20	73	122	54	16	1	0	1	0	0	0	0	0	0	0	0	0	294	31.7	37.6	25 to 35	66.3	72	24.5
05/01/1970	06:00	1	5	6	64	79	29	10	3	0	0	1	0	0	0	0	0	0	0	0	198	31.6	37.2	25 to 35	72.2	43	21.7
05/01/1970	07:00	1	6	8	44	69	35	13	0	1	0	0	0	0	0	0	0	0	0	0	177	31.9	38.1	25 to 35	63.8	49	27.7
05/01/1970	08:00	2	1	7	27	39	28	5	1	1	0	0	0	0	0	0	0	0	0	0	111	32	38.2	30 to 40	60.4	35	31.5
05/01/1970	09:00	2	2	0	13	23	17	5	1	0	0	0	0	0	0	0	0	0	0	0	63	32.4	39.1	30 to 40	63.5	23	36.5
05/01/1970	10:00	0	0	0	7	16	6	3	3	0	0	0	0	0	0	0	0	0	0	0	35	34.3	41.7	25 to 35	65.7	12	34.3
05/01/1970	11:00	0	1	0	3	5	4	2	2	0	0	0	0	0	0	0	0	0	0	0	17	34.5	42.5	30 to 40	52.9	8	47.1
05/01/1970	12:00	0	0	1	1	4	3	0	0	0	0	0	0	0	0	0	0	0	0	0	9	32	38.3	30 to 40	77.8	3	33.3
05/01/1970	13:00	0	0	0	0	3	2	1	1	1	0	0	0	0	0	0	0	0	0	0	8	38.9	50	30 to 40	62.5	5	62.5
05/01/1970	14:00	0	0	0	0	7	7	1	1	1	0	0	0	0	0	0	0	0	0	0	17	36.9	40	30 to 40	82.4	10	58.8
05/01/1970	15:00	0	0	1	2	2	5	3	2	1	0	0	0	0	0	0	0	0	0	0	16	37.4	47.5	35 to 45	50	11	68.8
05/01/1970	16:00	0	0	1	12	21	23	12	3	1	0	0	0	0	0	0	0	0	0	0	73	35.5	42.1	30 to 40	60.3	39	53.4
05/01/1970	17:00	1	0	0	15	26	34	15	0	0	0	0	0	0	0	0	0	0	0	0	91	34.8	40.3	30 to 40	65.9	49	53.8
05/01/1970	18:00	0	1	7	30	73	67	19	6	1	0	0	0	0	0	0	0	0	0	0	204	34.4	39.6	30 to 40	68.6	93	45.6
05/01/1970	19:00	3	1	1	71	107	80	24	2	0	0	0	0	0	0	0	0	0	0	0	289	33.2	38.9	30 to 40	64.7	106	36.7
05/01/1970	20:00	2	2	10	91	154	95	23	0	1	0	0	0	0	0	0	0	0	0	0	378	32.7	38.3	30 to 40	65.9	119	31.5
05/01/1970	21:00	3	5	18	78	140	87	17	0	0	0	0	0	0	0	0	0	0	0	0	348	32.2	38	30 to 40	65.2	104	29.9
05/01/1970	22:00	4	5	16	84	128	90	30	1	0	0	0	0	0	0	0	0	0	0	0	358	32.5	38.7	30 to 40	60.9	121	33.8
05/01/1970	23:00	2	3	9	78	146	84	16	1	0	1	0	0	0	0	0	0	0	0	0	340	32.6	38	30 to 40	67.6	102	30
24 Hr Summary		55	72	184	1175	1904	1106	299	35	10	2	1	0	0	0	0	0	0	0	0	4843	32.3	38.3	25 to 35	63.6	1453	30

Incoming Histogram  
 202603 KL facing Stanhope March 2026

from Thu-Jan-01-1970-12-00-AM to Mon-Jan-12-1970-11-59-AM

Date	Starting Hr:min	<15	15 to <20	20 to <25	25 to <30	30 to <35	35 to <40	40 to <45	45 to <50	50 to <55	55 to <60	60 to <65	65 to <70	70 to <75	75 to <80	80 to <85	85 to <90	90 to <95	95 to <100	100 to >105	Total Counts	Avg Speed (MPH)	85pct Speed	10MPH Pace	% in pace	# of Speeders	% Speeders
06/01/1970	00:00	42	2	11	68	129	74	17	2	0	0	0	0	0	0	0	0	0	0	0	345	29.8	37.8	30 to 40	58.8	93	27
06/01/1970	01:00	18	3	14	66	102	75	18	4	0	0	0	0	0	0	0	0	0	0	0	300	31.3	38.5	30 to 40	59	97	32.3
06/01/1970	02:00	0	4	6	79	95	54	13	5	1	0	1	0	0	0	0	0	0	0	0	258	32.5	38.2	25 to 35	67.4	74	28.7
06/01/1970	03:00	5	1	6	56	102	89	22	2	0	0	0	0	0	0	0	0	0	0	0	283	33.2	39	30 to 40	67.5	113	39.9
06/01/1970	04:00	2	7	13	60	122	62	12	3	0	0	0	0	0	0	0	0	0	0	0	281	32.1	37.8	30 to 40	65.5	77	27.4
06/01/1970	05:00	9	1	11	90	79	36	12	2	2	0	0	0	0	0	0	0	0	0	0	242	30.8	37.2	25 to 35	69.8	52	21.5
06/01/1970	06:00	2	2	9	54	49	47	14	4	1	0	0	0	0	0	0	0	0	0	0	182	32.6	39.1	25 to 35	56.6	66	36.3
06/01/1970	07:00	1	0	3	34	47	13	7	3	2	0	0	0	0	0	0	0	0	0	0	110	32.4	38.5	25 to 35	73.6	25	22.7
06/01/1970	08:00	1	4	7	18	32	22	7	2	0	0	0	0	0	0	0	0	0	0	0	93	32	38.9	30 to 40	58.1	31	33.3
06/01/1970	09:00	0	0	3	14	24	20	3	2	0	1	0	0	0	0	0	0	0	0	0	67	33.6	39	30 to 40	65.7	26	38.8
06/01/1970	10:00	1	0	0	3	14	9	3	1	0	0	0	0	0	0	0	0	0	0	0	31	34	39.4	30 to 40	74.2	13	41.9
06/01/1970	11:00	0	0	2	5	7	8	3	1	0	0	0	0	0	0	0	0	0	0	0	26	33.7	40	30 to 40	57.7	12	46.2
06/01/1970	12:00	0	0	0	1	4	1	0	1	0	0	0	0	0	0	0	0	0	0	0	7	34.1	40	25 to 35	71.4	2	28.6
06/01/1970	13:00	1	2	0	3	3	4	2	0	0	0	0	0	0	0	0	0	0	0	0	15	30.2	40	30 to 40	46.7	6	40
06/01/1970	14:00	0	0	0	0	5	5	1	1	2	0	0	0	0	0	0	0	0	0	0	14	38.6	50	30 to 40	71.4	9	64.3
06/01/1970	15:00	2	0	2	10	10	8	5	0	1	0	0	0	1	0	0	0	0	0	0	39	33.2	41	25 to 35	51.3	15	38.5
06/01/1970	16:00	0	0	0	7	22	20	13	4	1	0	0	0	0	0	0	0	0	0	0	67	36.4	43.1	30 to 40	62.7	38	56.7
06/01/1970	17:00	0	0	3	14	37	33	11	2	1	0	0	0	0	0	0	0	0	0	0	101	34.6	39.8	30 to 40	69.3	47	46.5
06/01/1970	18:00	3	2	2	24	69	37	17	0	0	1	0	0	0	0	0	0	0	0	0	155	33.3	39.3	30 to 40	68.4	55	35.5
06/01/1970	19:00	3	5	7	49	103	84	17	3	1	0	0	0	0	0	0	0	0	0	0	272	33.2	38.8	30 to 40	68.8	105	38.6
06/01/1970	20:00	7	5	9	62	90	68	23	1	0	0	0	0	0	0	0	0	0	0	0	265	32.3	38.8	30 to 40	59.6	92	34.7
06/01/1970	21:00	2	4	6	56	128	78	16	0	0	0	0	0	0	0	0	0	0	0	0	290	32.8	38.2	30 to 40	71	94	32.4
06/01/1970	22:00	6	3	10	75	155	66	16	7	0	0	0	0	0	0	0	0	0	0	0	338	32.3	37.9	25 to 35	68	89	26.3
06/01/1970	23:00	2	2	12	48	122	61	23	8	0	0	0	0	0	0	0	0	0	0	0	278	33.2	39.1	30 to 40	65.8	92	33.1
24 Hr Summary		107	47	136	896	1550	974	275	58	12	2	1	0	1	0	0	0	0	0	0	4059	32.4	38.7	30 to 40	62.2	1323	32.6

Incoming Histogram  
 202603 KL facing Stanhope March 2026

from Thu-Jan-01-1970-12-00-AM to Mon-Jan-12-1970-11-59-AM

Date	Starting Hr:min	<15	15 to <20	20 to <25	25 to <30	30 to <35	35 to <40	40 to <45	45 to <50	50 to <55	55 to <60	60 to <65	65 to <70	70 to <75	75 to <80	80 to <85	85 to <90	90 to <95	95 to <100	100 to >105	Total Counts	Avg Speed (MPH)	85pct Speed	10MPH Pace	% in pace	# of Speeders	% Speeders
07/01/1970	00:00	2	4	8	43	109	53	14	3	0	0	1	0	0	0	0	0	0	0	0	237	32.8	38.3	30 to 40	68.4	71	30
07/01/1970	01:00	3	4	9	71	80	50	21	8	1	0	0	0	0	0	0	0	0	0	0	247	32.5	39.3	25 to 35	61.1	80	32.4
07/01/1970	02:00	5	1	5	41	92	74	15	4	1	0	0	0	0	0	0	0	0	0	0	238	33.4	38.9	30 to 40	69.7	94	39.5
07/01/1970	03:00	2	1	6	37	77	60	23	3	1	0	0	0	0	0	0	0	0	0	0	210	33.8	39.6	30 to 40	65.2	87	41.4
07/01/1970	04:00	2	1	9	47	69	56	17	6	1	0	0	0	0	0	0	0	0	0	0	208	33.2	39.4	30 to 40	60.1	80	38.5
07/01/1970	05:00	0	2	7	45	55	32	9	1	0	0	0	0	0	0	0	0	0	0	0	151	32	38	25 to 35	66.2	42	27.8
07/01/1970	06:00	1	1	6	23	40	23	7	4	0	0	0	0	0	0	0	0	0	0	0	105	32.7	38.9	25 to 35	60	34	32.4
07/01/1970	07:00	0	3	5	15	28	22	5	2	0	0	0	0	0	0	0	0	0	0	0	80	32.6	38.9	30 to 40	62.5	29	36.2
07/01/1970	08:00	0	0	1	10	12	16	1	1	0	0	0	0	0	0	0	0	0	0	0	41	33.4	38.8	30 to 40	68.3	18	43.9
07/01/1970	09:00	0	0	0	6	2	5	1	1	0	0	0	0	0	0	0	0	0	0	0	15	33.4	40	25 to 35	53.3	7	46.7
07/01/1970	10:00	0	0	0	1	6	0	2	0	0	0	0	0	0	0	0	0	0	0	0	9	33.9	42.5	25 to 35	77.8	2	22.2
07/01/1970	11:00	0	0	0	3	4	2	0	0	0	0	0	0	0	0	0	0	0	0	0	9	31.6	37.5	25 to 35	77.8	2	22.2
07/01/1970	12:00	0	0	0	4	0	1	1	1	0	0	0	0	0	0	0	0	0	0	0	7	33.4	45	20 to 30	57.1	3	42.9
07/01/1970	13:00	0	0	0	5	10	7	1	0	0	0	0	0	0	0	0	0	0	0	0	23	33	38.6	30 to 40	73.9	8	34.8
07/01/1970	14:00	2	0	2	5	19	18	8	2	1	1	0	0	0	0	0	0	0	0	0	58	34.9	41.9	30 to 40	63.8	30	51.7
07/01/1970	15:00	5	0	5	24	55	51	20	3	1	0	0	0	0	0	0	0	0	0	0	164	33.9	39.9	30 to 40	64.6	75	45.7
07/01/1970	16:00	2	1	3	48	111	88	24	5	1	0	0	0	0	0	0	0	0	0	0	283	34	39.3	30 to 40	70.3	118	41.7
07/01/1970	17:00	5	6	14	98	188	124	35	2	1	0	0	0	0	0	0	0	0	0	0	473	32.9	38.7	30 to 40	66	162	34.2
07/01/1970	18:00	3	8	8	92	173	94	13	7	1	0	0	0	0	0	0	0	0	0	0	399	32.4	37.9	30 to 40	66.9	115	28.8
07/01/1970	19:00	3	8	12	78	107	47	13	2	0	1	0	0	0	0	0	0	0	0	0	271	31.4	37.3	25 to 35	68.3	63	23.2
07/01/1970	20:00	4	1	2	55	115	51	18	1	0	0	0	0	0	0	0	0	0	0	0	247	32.6	38.2	25 to 35	68.8	70	28.3
07/01/1970	21:00	1	2	5	63	99	62	13	2	0	1	0	0	0	0	0	0	0	0	0	248	32.7	38.3	25 to 35	65.3	78	31.5
07/01/1970	22:00	3	2	5	59	92	57	19	4	0	0	0	0	0	0	0	0	0	0	0	241	32.8	38.9	25 to 35	62.7	80	33.2
07/01/1970	23:00	4	1	11	38	92	67	23	1	0	0	0	0	0	0	0	0	0	0	0	237	33.2	39.1	30 to 40	67.1	91	38.4
24 Hr Summary		47	46	123	911	1635	1060	303	63	9	3	1	0	0	0	0	0	0	0	0	4201	32.9	38.8	30 to 40	64.2	1439	34.3

Incoming Histogram  
 202603 KL facing Stanhope March 2026

from Thu-Jan-01-1970-12-00-AM to Mon-Jan-12-1970-11-59-AM

Date	Starting Hr:min	<15	15 to <20	20 to <25	25 to <30	30 to <35	35 to <40	40 to <45	45 to <50	50 to <55	55 to <60	60 to <65	65 to <70	70 to <75	75 to <80	80 to <85	85 to <90	90 to <95	95 to <100	100 to >105	Total Counts	Avg Speed (MPH)	85pct Speed	10MPH Pace	% in pace	# of Speeders	% Speeders
08/01/1970	00:00	3	2	17	85	122	79	18	2	1	0	0	0	0	0	0	0	0	0	0	329	32.2	38.2	25 to 35	62.9	100	30.4
08/01/1970	01:00	3	7	37	82	128	73	15	4	1	0	0	0	0	0	0	0	0	0	0	350	31.4	37.8	25 to 35	60	93	26.6
08/01/1970	02:00	8	8	14	67	159	91	29	4	3	1	0	0	0	0	0	0	0	0	0	384	32.8	38.8	30 to 40	65.1	128	33.3
08/01/1970	03:00	3	3	21	98	115	80	15	4	0	0	0	0	0	0	0	0	0	0	0	339	31.8	38	25 to 35	62.8	99	29.2
08/01/1970	04:00	1	2	8	45	92	62	11	0	1	0	0	0	0	0	0	0	0	0	0	222	32.8	38.3	30 to 40	69.4	74	33.3
08/01/1970	05:00	1	0	6	50	75	44	7	0	0	0	0	0	0	0	0	0	0	0	0	183	32.2	37.7	25 to 35	68.3	51	27.9
08/01/1970	06:00	2	1	7	60	42	34	9	5	1	0	0	0	0	0	0	0	0	0	0	161	31.9	38.7	25 to 35	63.4	49	30.4
08/01/1970	07:00	1	0	7	22	36	18	6	7	0	0	0	0	0	0	0	0	0	0	0	97	32.9	39.4	25 to 35	59.8	31	32
08/01/1970	08:00	0	1	0	10	17	12	7	1	0	0	0	0	0	0	0	0	0	0	0	48	33.9	40.7	30 to 40	60.4	20	41.7
08/01/1970	09:00	0	0	1	6	8	6	2	0	0	0	0	0	0	0	0	0	0	0	0	23	32.5	39.2	25 to 35	60.9	8	34.8
08/01/1970	10:00	0	0	0	1	3	0	1	0	0	0	0	0	0	0	0	0	0	0	0	5	33	35	25 to 35	80	1	20
08/01/1970	11:00	0	0	0	0	4	1	1	0	0	0	0	0	0	0	0	0	0	0	0	6	34.7	40	30 to 40	83.3	2	33.3
08/01/1970	12:00	0	0	0	1	2	1	1	0	0	0	1	0	0	0	0	0	0	0	0	6	38.7	45	25 to 35	50	3	50
08/01/1970	13:00	0	0	0	1	2	2	1	0	0	0	0	0	0	0	0	0	0	0	0	6	34.5	40	30 to 40	66.7	3	50
08/01/1970	14:00	1	0	2	8	23	22	7	2	2	0	0	0	0	0	0	0	0	0	0	67	34.8	40.7	30 to 40	67.2	33	49.3
08/01/1970	15:00	7	1	0	23	70	51	18	3	0	0	0	0	0	0	0	0	0	0	0	173	33.5	39.5	30 to 40	69.9	72	41.6
08/01/1970	16:00	3	1	5	65	94	86	19	7	1	0	0	0	0	0	0	0	0	0	0	281	33.5	39.1	30 to 40	64.1	113	40.2
08/01/1970	17:00	7	3	19	101	204	94	21	4	0	0	0	0	0	0	0	0	0	0	0	453	32.1	37.7	25 to 35	67.3	119	26.3
08/01/1970	18:00	2	4	16	79	192	85	18	2	1	0	0	0	0	0	0	0	0	0	0	399	32.5	37.7	30 to 40	69.4	106	26.6
08/01/1970	19:00	9	4	17	75	99	59	14	0	1	0	0	0	0	0	0	0	0	0	0	278	31.1	37.7	25 to 35	62.6	74	26.6
08/01/1970	20:00	4	6	16	64	104	51	6	1	0	0	0	0	0	0	0	0	0	0	0	252	31.1	37	25 to 35	66.7	58	23
08/01/1970	21:00	1	1	17	61	105	67	11	2	0	0	0	0	0	0	0	0	0	0	0	265	32.3	38	30 to 40	64.9	80	30.2
08/01/1970	22:00	7	5	12	86	104	56	12	3	0	0	0	0	0	0	0	0	0	0	0	285	31.3	37.5	25 to 35	66.7	71	24.9
08/01/1970	23:00	5	4	9	68	122	74	13	3	0	0	0	0	0	0	0	0	0	0	0	298	32.3	38	30 to 40	65.8	90	30.2
24 Hr Summary		68	53	231	1158	1922	1148	262	54	12	1	1	0	0	0	0	0	0	0	0	4910	32.2	38.2	25 to 35	62.7	1478	30.1

Incoming Histogram  
 202603 KL facing Stanhope March 2026

from Thu-Jan-01-1970-12-00-AM to Mon-Jan-12-1970-11-59-AM

Date	Starting Hr:min	<15	15 to <20	20 to <25	25 to <30	30 to <35	35 to <40	40 to <45	45 to <50	50 to <55	55 to <60	60 to <65	65 to <70	70 to <75	75 to <80	80 to <85	85 to <90	90 to <95	95 to <100	100 to >105	Total Counts	Avg Speed (MPH)	85pct Speed	10MPH Pace	% in pace	# of Speeders	% Speeders
09/01/1970	00:00	2	10	16	109	142	74	21	1	1	0	0	0	0	0	0	0	0	0	0	376	31.7	37.8	25 to 35	66.8	97	25.8
09/01/1970	01:00	9	5	17	97	143	69	16	2	0	0	0	0	0	0	0	0	0	0	0	358	31.4	37.4	25 to 35	67	87	24.3
09/01/1970	02:00	2	4	31	93	136	80	29	4	0	0	0	0	0	0	0	0	0	0	0	379	32.1	38.5	25 to 35	60.4	113	29.8
09/01/1970	03:00	6	6	14	73	144	98	14	1	0	0	1	0	0	0	0	0	0	0	0	357	32.3	38.1	30 to 40	67.8	114	31.9
09/01/1970	04:00	3	3	18	60	97	57	21	4	2	0	0	0	0	0	0	0	0	0	0	265	32.4	38.9	25 to 35	59.2	84	31.7
09/01/1970	05:00	4	1	12	63	78	34	9	4	1	0	0	0	0	0	0	0	0	0	0	206	31.5	37.5	25 to 35	68.4	48	23.3
09/01/1970	06:00	2	1	8	37	54	33	5	1	0	0	0	0	0	0	0	0	0	0	0	141	31.7	37.7	25 to 35	64.5	39	27.7
09/01/1970	07:00	1	2	8	29	40	25	4	0	0	0	0	0	0	0	0	0	0	0	0	109	31.4	37.6	25 to 35	63.3	29	26.6
09/01/1970	08:00	1	0	1	6	22	8	4	0	1	0	0	0	0	0	0	0	0	0	0	43	33	39.4	30 to 40	69.8	13	30.2
09/01/1970	09:00	0	1	1	2	11	8	0	0	0	0	0	0	0	0	0	0	0	0	0	23	32.4	38.1	30 to 40	82.6	8	34.8
09/01/1970	10:00	0	0	0	2	1	0	1	2	1	0	0	0	0	0	0	0	0	0	0	7	39.3	50	25 to 35	42.9	4	57.1
09/01/1970	11:00	1	0	0	1	7	2	2	0	0	0	0	0	0	0	0	0	0	0	0	13	32.2	40	30 to 40	69.2	4	30.8
09/01/1970	12:00	0	0	0	2	1	2	1	0	0	0	0	0	0	0	0	0	0	0	0	6	33.7	40	25 to 35	50	3	50
09/01/1970	13:00	0	0	0	1	7	7	0	0	0	0	0	0	0	0	0	0	0	0	0	15	34.2	38.6	30 to 40	93.3	7	46.7
09/01/1970	14:00	1	0	1	10	18	18	10	1	0	0	0	0	0	0	0	0	0	0	0	59	34.3	41	30 to 40	61	29	49.2
09/01/1970	15:00	3	0	4	23	61	54	14	3	0	0	0	0	0	0	0	0	0	0	0	162	33.8	39.4	30 to 40	71	71	43.8
09/01/1970	16:00	6	1	4	42	106	88	16	2	1	0	0	0	0	0	0	0	0	0	0	266	33.4	38.8	30 to 40	72.9	107	40.2
09/01/1970	17:00	7	3	11	114	192	121	26	3	0	2	0	0	0	0	0	0	0	0	0	479	32.6	38.3	30 to 40	65.3	152	31.7
09/01/1970	18:00	5	5	7	77	165	78	19	3	1	0	0	0	0	0	0	0	0	0	0	360	32.5	38	30 to 40	67.5	101	28.1
09/01/1970	19:00	5	1	12	112	118	61	19	0	0	0	0	0	0	0	0	0	0	0	0	328	31.5	37.5	25 to 35	70.1	80	24.4
09/01/1970	20:00	8	4	17	63	115	53	12	1	0	0	0	0	0	0	0	0	0	0	0	273	31.3	37.4	25 to 35	65.2	66	24.2
09/01/1970	21:00	2	1	12	95	105	52	8	3	0	0	0	0	0	0	0	0	0	0	0	278	31.5	37	25 to 35	71.9	63	22.7
09/01/1970	22:00	6	10	17	62	110	80	12	2	0	0	0	0	0	0	0	0	0	0	0	299	31.7	38.1	30 to 40	63.5	94	31.4
09/01/1970	23:00	3	7	6	86	122	52	6	3	1	0	0	0	0	0	0	0	0	0	0	286	31.5	36.8	25 to 35	72.7	62	21.7
24 Hr Summary		77	65	217	1259	1995	1154	269	40	9	2	1	0	0	0	0	0	0	0	0	5088	32.1	38.1	25 to 35	64	1475	29

Incoming Histogram  
 202603 KL facing Stanhope March 2026

from Thu-Jan-01-1970-12-00-AM to Mon-Jan-12-1970-11-59-AM

Date	Starting Hr:min	<15	15 to <20	20 to <25	25 to <30	30 to <35	35 to <40	40 to <45	45 to <50	50 to <55	55 to <60	60 to <65	65 to <70	70 to <75	75 to <80	80 to <85	85 to <90	90 to <95	95 to <100	100 to >105	Total Counts	Avg Speed (MPH)	85pct Speed	10MPH Pace	% in pace	# of Speeders	% Speeders
10/01/1970	00:00	7	4	12	105	173	75	17	6	0	1	0	0	0	0	0	0	0	0	0	400	32	37.6	25 to 35	69.5	99	24.8
10/01/1970	01:00	5	4	22	94	126	81	21	2	1	0	0	0	0	0	0	0	0	0	0	356	31.9	38.2	25 to 35	61.8	105	29.5
10/01/1970	02:00	3	8	24	75	113	106	24	2	0	0	0	0	0	0	0	0	0	0	0	355	32.5	38.7	30 to 40	61.7	132	37.2
10/01/1970	03:00	3	6	21	95	143	90	19	6	0	1	0	0	0	0	0	0	0	0	0	384	32.2	38.2	25 to 35	62	116	30.2
10/01/1970	04:00	1	5	18	75	134	52	13	3	1	0	0	0	0	0	0	0	0	0	0	302	31.8	37.3	25 to 35	69.2	69	22.8
10/01/1970	05:00	0	3	15	66	74	32	5	0	0	0	0	0	0	0	0	0	0	0	0	195	30.8	36.2	25 to 35	71.8	37	19
10/01/1970	06:00	1	3	10	51	56	33	1	2	0	0	0	0	0	0	0	0	0	0	0	157	31	36.8	25 to 35	68.2	36	22.9
10/01/1970	07:00	2	3	9	16	25	20	8	2	0	0	1	0	0	0	0	0	0	0	0	86	32.1	39.5	30 to 40	52.3	31	36
10/01/1970	08:00	1	1	0	9	16	12	6	2	0	0	0	0	0	0	0	0	0	0	0	47	33.8	40.8	30 to 40	59.6	20	42.6
10/01/1970	09:00	0	0	0	2	7	8	2	0	0	0	0	0	0	0	0	0	0	0	0	19	34.8	39.4	30 to 40	78.9	10	52.6
10/01/1970	10:00	0	0	1	2	2	3	0	0	0	0	0	0	0	0	0	0	0	0	0	8	31.4	38.3	30 to 40	62.5	3	37.5
10/01/1970	11:00	0	0	0	1	3	4	1	0	1	0	0	0	0	0	0	0	0	0	0	10	36.7	40	30 to 40	70	6	60
10/01/1970	12:00	0	0	0	2	1	1	2	0	0	0	0	0	0	0	0	0	0	0	0	6	34.5	42.5	25 to 35	50	3	50
10/01/1970	13:00	0	0	0	1	2	8	2	0	0	0	0	0	0	0	0	0	0	0	0	13	36.3	40	30 to 40	76.9	10	76.9
10/01/1970	14:00	2	1	2	4	20	20	5	2	0	0	1	0	0	0	0	0	0	0	0	57	34.2	39.8	30 to 40	70.2	28	49.1
10/01/1970	15:00	6	0	1	38	55	44	12	5	0	0	0	0	0	0	0	0	0	0	0	161	32.9	39.2	30 to 40	61.5	61	37.9
10/01/1970	16:00	2	1	6	51	115	81	18	6	2	0	0	0	0	0	0	0	0	0	0	282	33.6	39	30 to 40	69.5	107	37.9
10/01/1970	17:00	5	2	23	127	192	91	23	2	1	1	0	0	0	0	0	0	0	0	0	467	32	37.6	25 to 35	68.3	118	25.3
10/01/1970	18:00	6	7	11	96	144	82	22	0	1	0	0	0	0	0	0	0	0	0	0	369	32	38	25 to 35	65	105	28.5
10/01/1970	19:00	4	5	12	81	131	53	12	2	0	0	0	0	0	0	0	0	0	0	0	300	31.5	37.1	25 to 35	70.7	67	22.3
10/01/1970	20:00	8	4	15	108	85	51	14	2	0	0	0	0	0	0	0	0	0	0	0	287	30.7	37.4	25 to 35	67.2	67	23.3
10/01/1970	21:00	4	1	7	90	114	57	23	1	1	0	0	0	0	0	0	0	0	0	0	298	32.2	38.2	25 to 35	68.5	82	27.5
10/01/1970	22:00	4	1	11	87	104	74	12	3	0	0	0	0	0	0	0	0	0	0	0	296	32.1	38	25 to 35	64.5	89	30.1
10/01/1970	23:00	2	2	23	92	130	61	13	2	0	0	0	0	0	0	0	0	0	0	0	325	31.5	37.2	25 to 35	68.3	76	23.4
24 Hr Summary		66	61	243	1368	1965	1139	275	50	8	3	2	0	0	0	0	0	0	0	0	5180	32	38.1	25 to 35	64.3	1477	28.5

Incoming Histogram  
 202603 KL facing Stanhope March 2026

from Thu-Jan-01-1970-12-00-AM to Mon-Jan-12-1970-11-59-AM

Date	Starting Hr:min	<15	15 to <20	20 to <25	25 to <30	30 to <35	35 to <40	40 to <45	45 to <50	50 to <55	55 to <60	60 to <65	65 to <70	70 to <75	75 to <80	80 to <85	85 to <90	90 to <95	95 to <100	100 to >105	Total Counts	Avg Speed (MPH)	85pct Speed	10MPH Pace	% in pace	# of Speeders	% Speeders
11/01/1970	00:00	0	5	9	102	160	79	17	3	0	0	0	0	0	0	0	0	0	0	0	375	32.3	37.7	25 to 35	69.9	99	26.4
11/01/1970	01:00	8	8	27	76	126	80	17	2	1	0	0	0	0	0	0	0	0	0	0	345	31.5	38	30 to 40	59.7	100	29
11/01/1970	02:00	4	6	21	82	153	85	14	4	1	0	0	0	0	0	0	0	0	0	0	370	32.1	37.8	30 to 40	64.3	104	28.1
11/01/1970	03:00	4	2	16	81	139	87	19	0	0	0	0	0	0	0	0	0	0	0	0	348	32.3	38.1	30 to 40	64.9	106	30.5
11/01/1970	04:00	5	3	7	60	104	71	18	12	2	0	0	0	0	0	0	0	0	0	0	282	33.3	39.3	30 to 40	62.1	103	36.5
11/01/1970	05:00	0	2	14	64	88	49	7	0	0	0	0	0	0	0	0	0	0	0	0	224	31.7	37.2	25 to 35	67.9	56	25
11/01/1970	06:00	3	5	20	61	72	27	11	1	1	0	0	0	0	0	0	0	0	0	0	201	30.6	36.9	25 to 35	66.2	40	19.9
11/01/1970	07:00	1	0	1	20	33	27	8	1	0	0	0	0	0	0	0	0	0	0	0	91	33.5	39.1	30 to 40	65.9	36	39.6
11/01/1970	08:00	1	3	5	19	28	15	6	1	1	0	0	0	0	0	0	0	0	0	0	79	31.7	38.7	25 to 35	59.5	23	29.1
11/01/1970	09:00	0	1	0	6	7	7	4	0	0	0	0	0	0	0	0	0	0	0	0	25	33.3	40	30 to 40	56	11	44
11/01/1970	10:00	1	0	0	2	5	4	1	0	0	0	0	0	0	0	0	0	0	0	0	13	31.8	38.8	30 to 40	69.2	5	38.5
11/01/1970	11:00	0	0	0	1	2	3	0	0	0	0	0	0	0	0	0	0	0	0	0	6	33.7	38.3	30 to 40	83.3	3	50
11/01/1970	12:00	0	1	1	3	5	1	1	0	0	0	0	0	0	0	0	0	0	0	0	12	30.1	35	25 to 35	66.7	2	16.7
11/01/1970	13:00	0	0	0	5	1	3	2	0	0	0	0	0	0	0	0	0	0	0	0	11	33.1	40	25 to 35	54.5	5	45.5
11/01/1970	14:00	0	0	0	5	15	9	0	5	0	0	0	0	0	0	0	0	0	0	0	34	35	40	30 to 40	70.6	14	41.2
11/01/1970	15:00	2	0	6	14	21	9	8	3	1	0	0	0	0	0	0	0	0	0	0	64	32.6	41.2	25 to 35	54.7	21	32.8
11/01/1970	16:00	2	2	3	15	38	30	8	4	1	0	0	0	0	0	0	0	0	0	0	103	33.5	39.7	30 to 40	66	43	41.7
11/01/1970	17:00	3	3	3	24	45	42	18	7	0	0	0	0	0	0	0	0	0	0	0	145	34	40.8	30 to 40	60	67	46.2
11/01/1970	18:00	3	4	4	45	112	62	8	5	1	0	0	0	0	0	0	0	0	0	0	244	32.8	38.1	30 to 40	71.3	76	31.1
11/01/1970	19:00	11	5	7	85	142	68	16	3	0	0	0	0	0	0	0	0	0	0	0	337	31.7	37.6	25 to 35	67.4	87	25.8
11/01/1970	20:00	11	3	12	69	118	90	11	1	0	1	0	0	0	0	0	0	0	0	0	316	31.9	38.1	30 to 40	65.8	103	32.6
11/01/1970	21:00	5	2	19	94	115	78	12	4	0	0	0	0	0	0	0	0	0	0	0	329	31.7	37.9	25 to 35	63.5	94	28.6
11/01/1970	22:00	4	2	14	48	116	75	26	6	1	0	0	0	0	0	0	0	0	0	0	292	33.3	39.3	30 to 40	65.4	108	37
11/01/1970	23:00	5	2	10	62	128	64	21	3	1	0	0	0	0	0	0	0	0	0	0	296	32.6	38.5	30 to 40	64.9	89	30.1
24 Hr Summary		73	59	199	1043	1773	1065	253	65	11	1	0	0	0	0	0	0	0	0	0	4542	32.3	38.4	30 to 40	62.5	1395	30.7

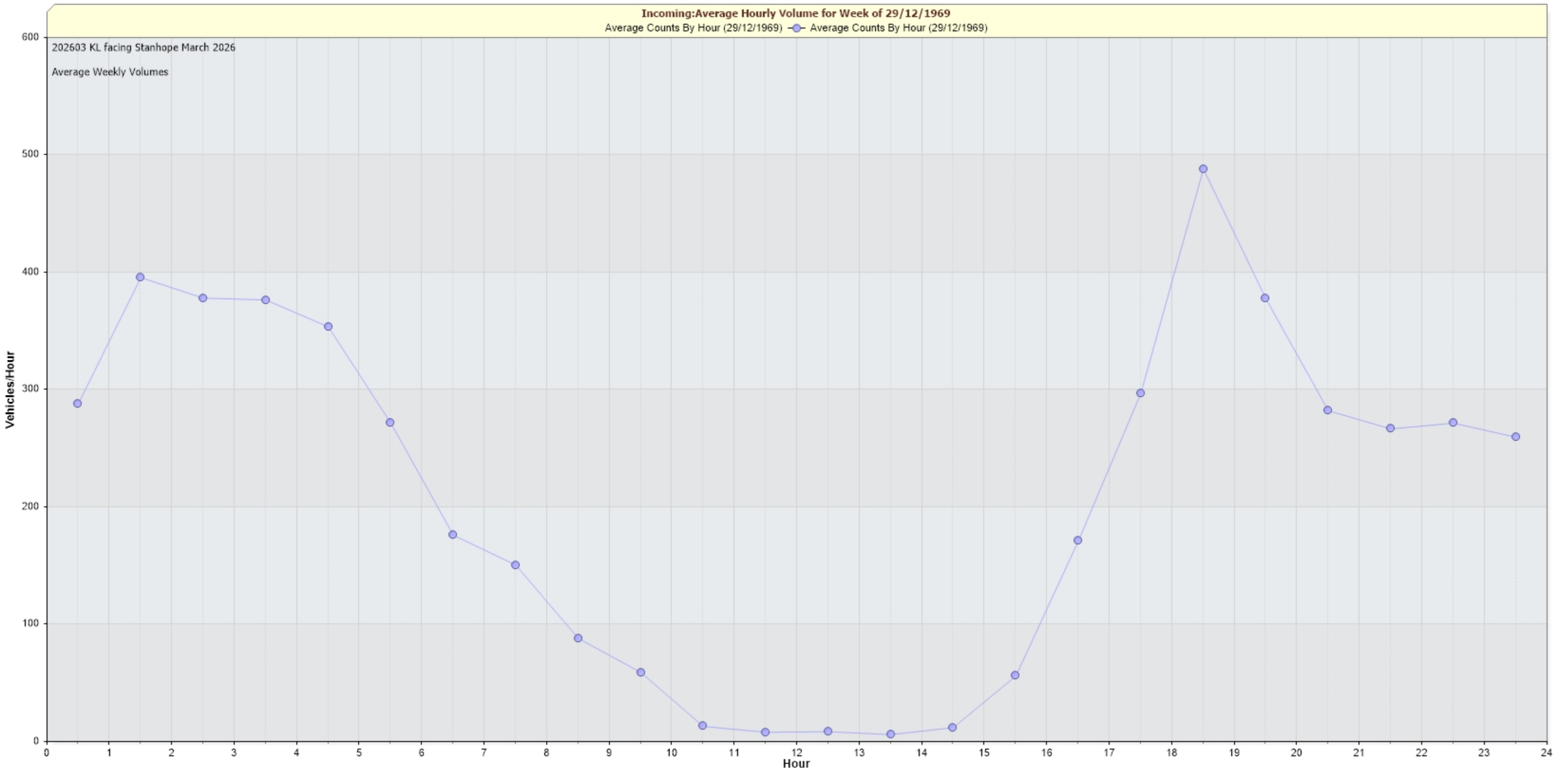
Incoming Histogram  
 202603 KL facing Stanhope March 2026

from Thu-Jan-01-1970-12-00-AM to Mon-Jan-12-1970-11-59-AM

Date	Starting Hr:min	<15	15 to <20	20 to <25	25 to <30	30 to <35	35 to <40	40 to <45	45 to <50	50 to <55	55 to <60	60 to <65	65 to <70	70 to <75	75 to <80	80 to <85	85 to <90	90 to <95	95 to <100	100 to >105	Total Counts	Avg Speed (MPH)	85pct Speed	10MPH Pace	% in pace	# of Speeders	% Speeders
12/01/1970	00:00	6	2	11	59	96	94	27	4	0	0	0	0	0	0	0	0	0	0	0	299	33.2	39.3	30 to 40	63.5	125	41.8
12/01/1970	01:00	3	6	8	49	102	83	18	1	0	0	0	0	0	0	0	0	0	0	0	270	32.9	38.7	30 to 40	68.5	102	37.8
12/01/1970	02:00	5	4	14	55	94	76	23	8	1	2	0	0	0	0	0	0	0	0	0	282	33.2	39.5	30 to 40	60.3	110	39
12/01/1970	03:00	4	1	11	63	115	63	19	6	0	0	0	0	0	0	0	0	0	0	0	282	32.7	38.7	25 to 35	63.1	88	31.2
12/01/1970	04:00	6	1	8	33	108	70	31	6	0	0	0	0	0	0	0	0	0	0	0	263	33.8	39.9	30 to 40	67.7	107	40.7
12/01/1970	05:00	1	2	9	63	79	33	11	4	0	0	0	0	0	0	0	0	0	0	0	202	31.8	37.7	25 to 35	70.3	48	23.8
12/01/1970	06:00	1	1	8	28	45	27	9	6	0	0	0	0	0	0	0	0	0	0	0	125	32.9	39.3	25 to 35	58.4	42	33.6
12/01/1970	07:00	1	3	5	17	24	27	7	3	1	1	0	0	0	0	0	0	0	0	0	89	33.4	39.8	30 to 40	57.3	39	43.8
12/01/1970	08:00	0	0	3	9	25	18	6	1	0	0	0	0	0	0	0	0	0	0	0	62	33.7	39.4	30 to 40	69.4	25	40.3
12/01/1970	09:00	1	0	1	17	7	11	3	1	0	0	0	0	0	0	0	0	0	0	0	41	31.9	39.1	25 to 35	58.5	15	36.6
12/01/1970	10:00	0	0	3	3	5	5	3	2	0	1	0	0	0	0	0	0	0	0	0	22	35.1	45	30 to 40	45.5	11	50
12/01/1970	11:00	0	0	0	5	1	3	0	0	1	0	0	0	0	0	0	0	0	0	0	10	33.1	38.3	25 to 35	60	4	40
12/01/1970	12:00	*	*	*	*	*	*	*	*	*	*	*	*	*	*	*	*	*	*	*	*	*	*	*	*	*	*
12/01/1970	13:00	*	*	*	*	*	*	*	*	*	*	*	*	*	*	*	*	*	*	*	*	*	*	*	*	*	*
12/01/1970	14:00	*	*	*	*	*	*	*	*	*	*	*	*	*	*	*	*	*	*	*	*	*	*	*	*	*	*
12/01/1970	15:00	*	*	*	*	*	*	*	*	*	*	*	*	*	*	*	*	*	*	*	*	*	*	*	*	*	*
12/01/1970	16:00	*	*	*	*	*	*	*	*	*	*	*	*	*	*	*	*	*	*	*	*	*	*	*	*	*	*
12/01/1970	17:00	*	*	*	*	*	*	*	*	*	*	*	*	*	*	*	*	*	*	*	*	*	*	*	*	*	*
12/01/1970	18:00	*	*	*	*	*	*	*	*	*	*	*	*	*	*	*	*	*	*	*	*	*	*	*	*	*	*
12/01/1970	19:00	*	*	*	*	*	*	*	*	*	*	*	*	*	*	*	*	*	*	*	*	*	*	*	*	*	*
12/01/1970	20:00	*	*	*	*	*	*	*	*	*	*	*	*	*	*	*	*	*	*	*	*	*	*	*	*	*	*
12/01/1970	21:00	*	*	*	*	*	*	*	*	*	*	*	*	*	*	*	*	*	*	*	*	*	*	*	*	*	*
12/01/1970	22:00	*	*	*	*	*	*	*	*	*	*	*	*	*	*	*	*	*	*	*	*	*	*	*	*	*	*
12/01/1970	23:00	*	*	*	*	*	*	*	*	*	*	*	*	*	*	*	*	*	*	*	*	*	*	*	*	*	*
24 Hr Summary		28	20	81	401	701	510	157	42	3	4	0	0	0	0	0	0	0	0	0	1947	33	39.2	30 to 40	62.2	716	36.8

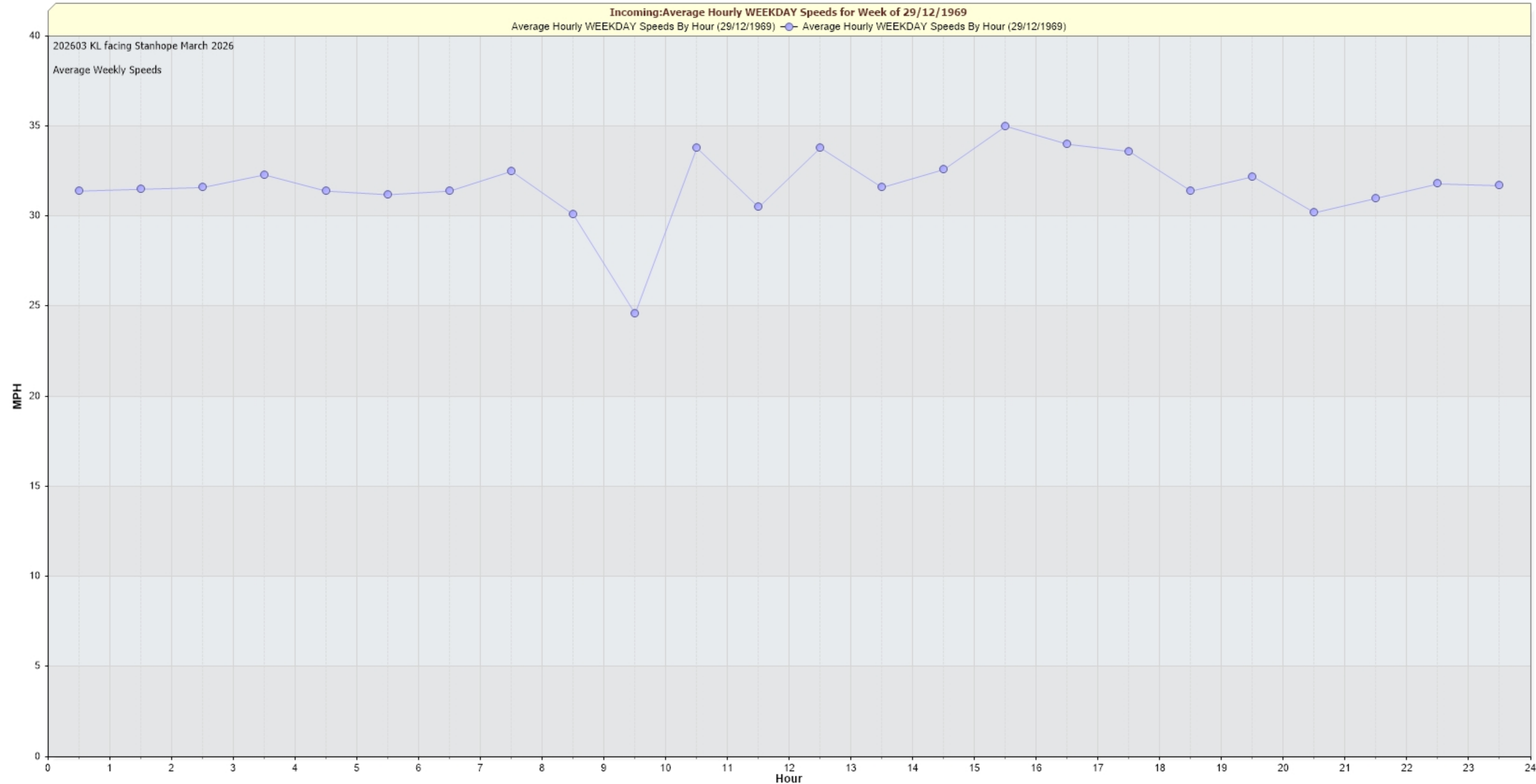
Incoming: Average Hourly Volume for Week of 29/12/1969  
Average Counts By Hour (29/12/1969) — Average Counts By Hour (29/12/1969)

202603 KL facing Stanhope March 2026  
Average Weekly Volumes



Incoming:Average Hourly WEEKDAY Speeds for Week of 29/12/1969  
Average Hourly WEEKDAY Speeds By Hour (29/12/1969) — Average Hourly WEEKDAY Speeds By Hour (29/12/1969)

202603 KL facing Stanhope March 2026  
Average Weekly Speeds



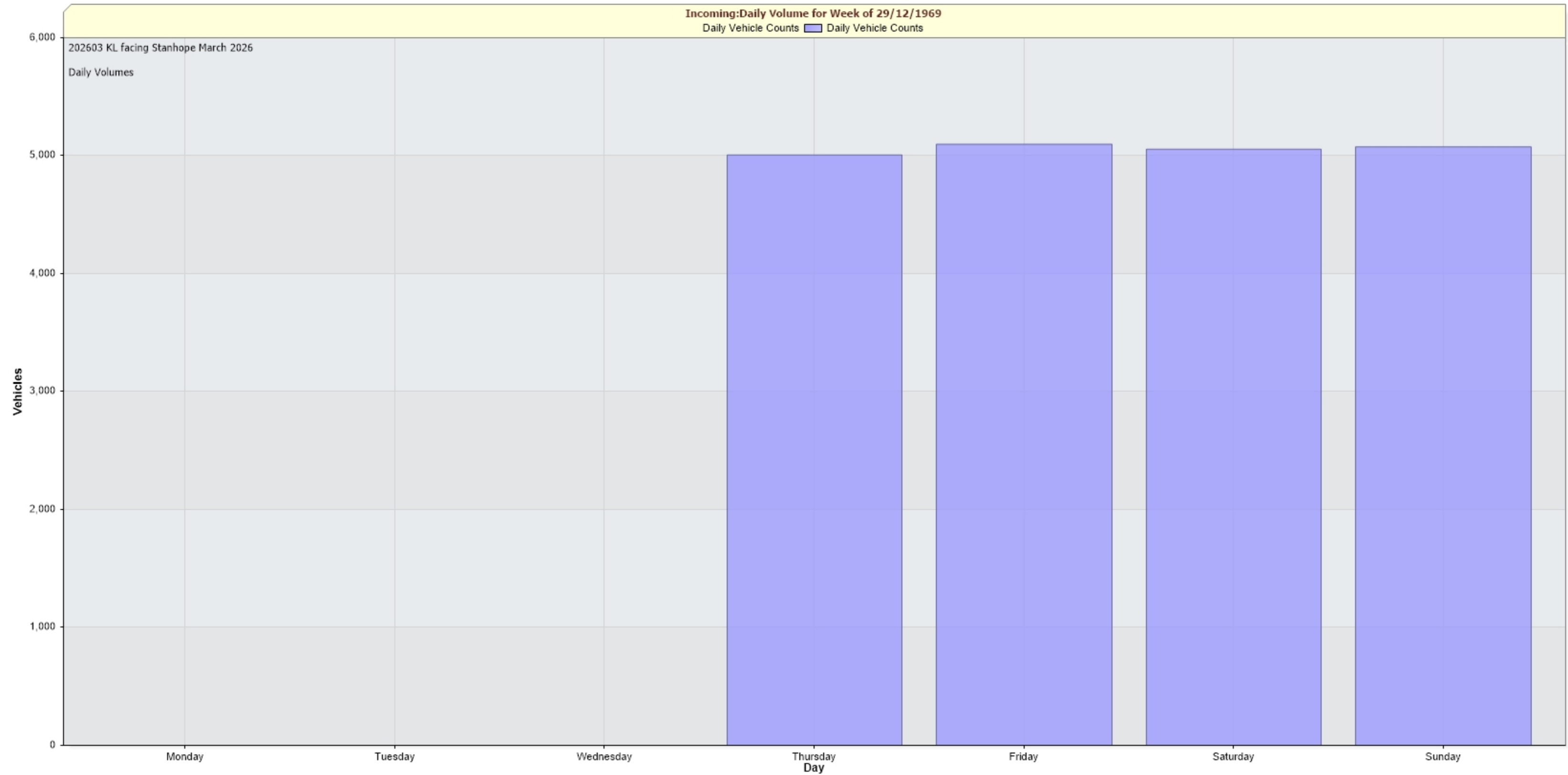
Incoming:Daily Volume for Week of 29/12/1969

Daily Vehicle Counts

Daily Vehicle Counts

202603 KL facing Stanhope March 2026

Daily Volumes

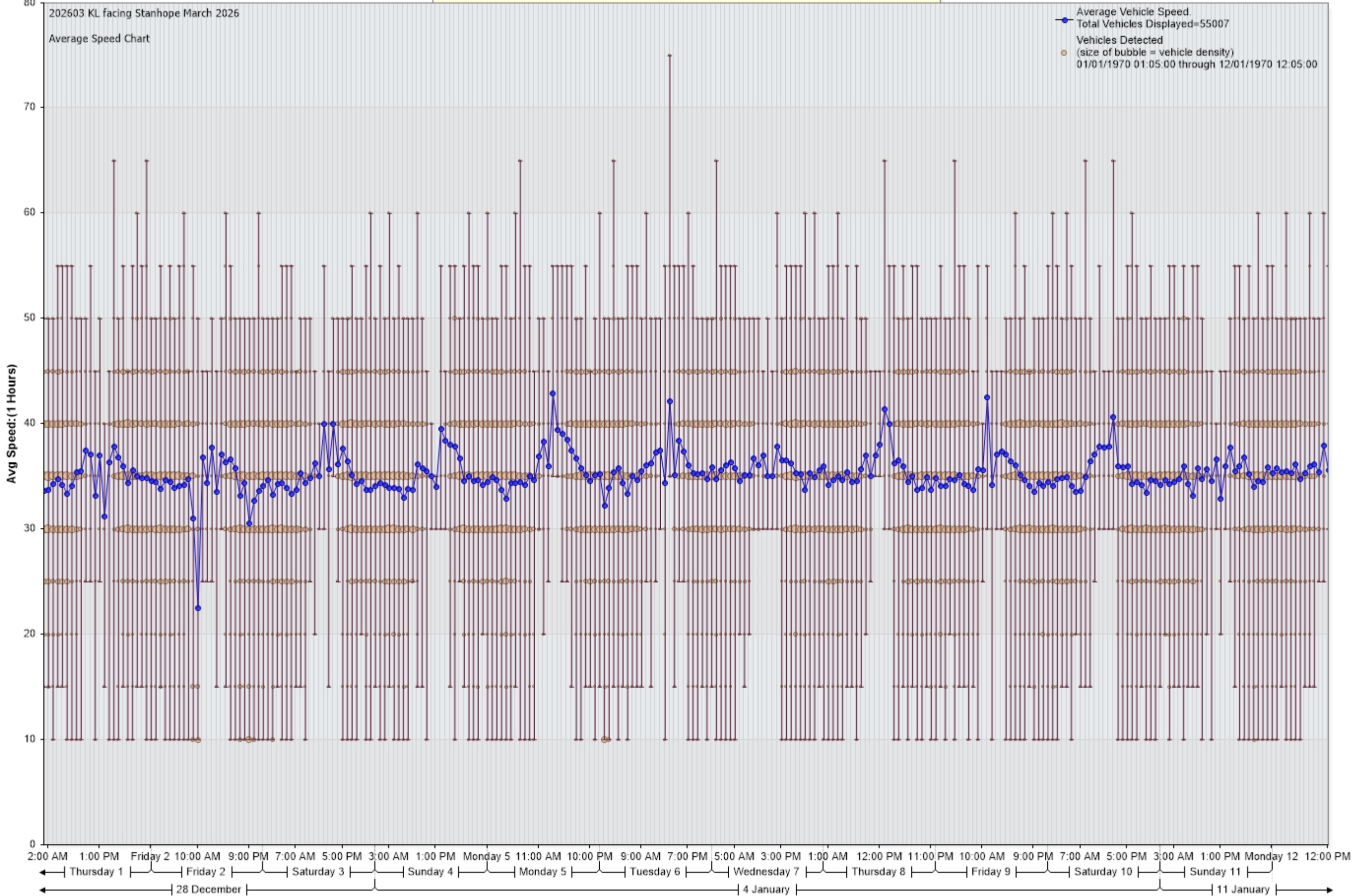


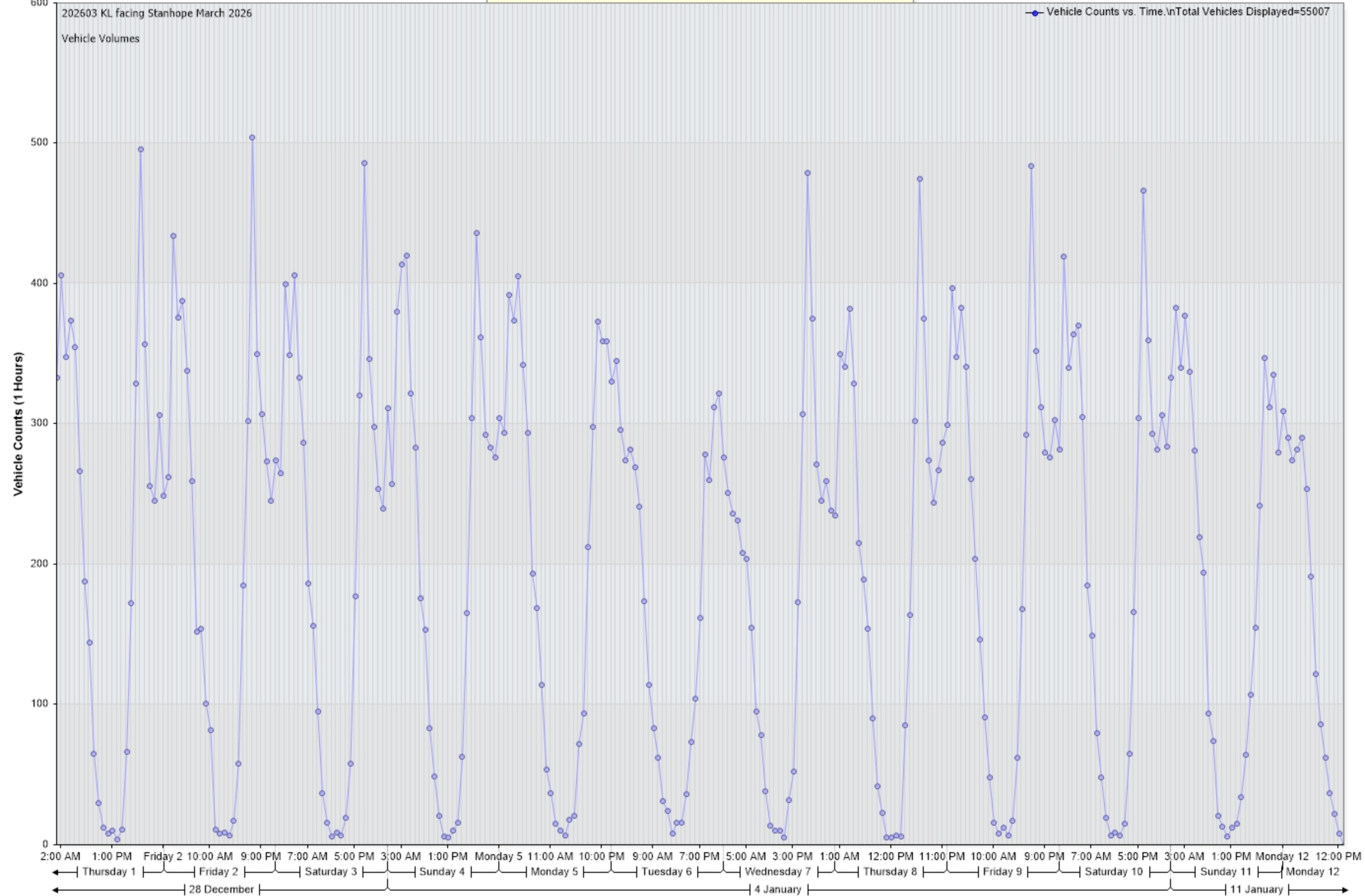
Zoom help

Average Vehicle Speed (MPH) vs. Time [202603 KL facing Stanhope March 2026:Incoming]

202603 KL facing Stanhope March 2026  
Average Speed Chart

Average Vehicle Speed.  
Total Vehicles Displayed=55007  
Vehicles Detected  
(size of bubble = vehicle density)  
01/01/1970 01:05:00 through 12/01/1970 12:05:00



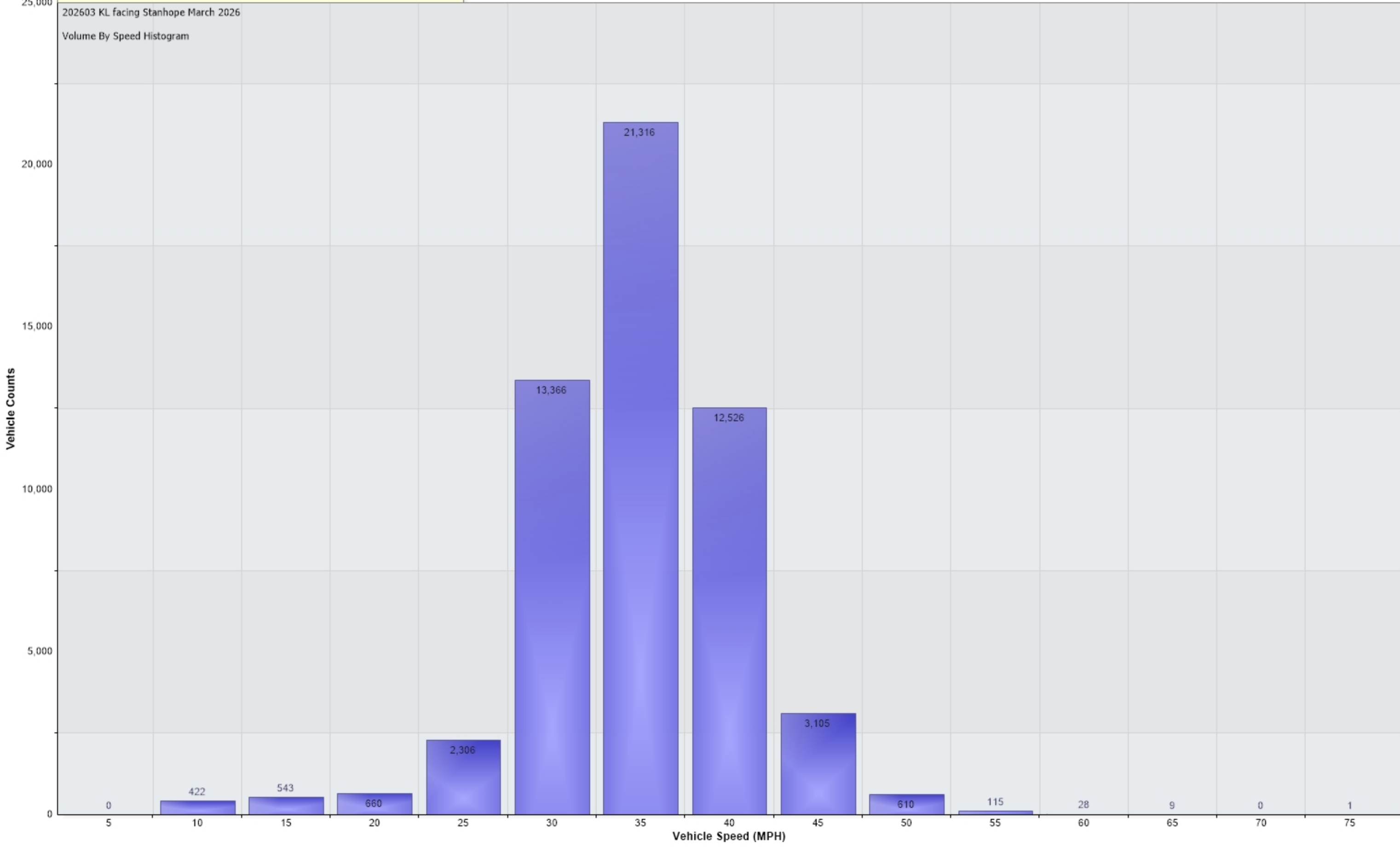


Vehicle Counts Vs. Speed [202603 KL facing Stanhope March 2026: Incoming]

202603 KL facing Stanhope March 2026

Volume By Speed Histogram

55,007 Counts



Percentile Counts Vs. Speed for [202603 KL facing Stanhope March 2026: Incoming]

202603 KL facing Stanhope March 2026  
85th Pct Speed=38.3 MPH  
Vehicles in data=55007  
01/01/1970 00:00:00 to 12/01/1970 11:59:59

