

For Project: Tithe Barn Lane (KL facing) January 2022
 Project Notes:
 Location/Name: Incoming
 Report Generated: 13/01/2022 10:07
 Speed Intervals: 5 MPH
 Time Intervals: Instant
 Traffic Report From: 15/12/2021 13:00:00 through 13/01/2022 09:59:59
 85th Percentile Speed: 35.7 MPH
 85th Percentile Vehicles: 41562
 Max Speed: 80 MPH on 21/12/2021 12:35:00
 Total Vehicles: 48897
 AADT: 1693

Volumes - weekly counts

Time	5 Day	7 Day
Average Daily	2364	2224
AM Peak 11:00	192	190
PM Peak 03:00	223	200

Speed

Speed Limit: 35
 85th Percentile Speed: 35.7
 Average Speed: 29.57

	Monday	Tuesday	Wednesday	Thursday	Friday	Saturday	Sunday
Count over limit	1186	948	1106	1358	1447	1094	1131
% over limit	17.6	17.1	15.7	15.5	15.1	18.9	20.6
Avg Speeder	38.8	39.0	38.6	38.8	38.7	39.0	39.1

Day/Time Ending	85th pctl (MPH)	85th pctl cnts	Total Cnts	Max Speed	Avg Speeder	% Speeders
15/12/2021 02:00:00 PM	37.5	25	29	50	40.0	20.7%
15/12/2021 03:00:00 PM	34.2	215	253	50	39.3	9.9%
15/12/2021 04:00:00 PM	33.2	267	314	50	38.0	6.4%
15/12/2021 05:00:00 PM	33.4	223	262	50	38.2	5.3%
15/12/2021 06:00:00 PM	34.4	218	257	50	38.9	11.3%
15/12/2021 07:00:00 PM	35.2	187	220	45	38.2	15.5%
15/12/2021 08:00:00 PM	36.1	159	187	50	38.2	18.7%
15/12/2021 09:00:00 PM	36.9	75	88	45	38.0	22.7%
15/12/2021 10:00:00 PM	34.2	62	73	55	40.6	11.0%
15/12/2021 11:00:00 PM	36.9	47	55	50	39.3	20.0%
16/12/2021 12:00:00 AM	35.0	16	19	40	37.5	15.8%
16/12/2021 01:00:00 AM	37.5	16	19	45	38.5	26.3%
16/12/2021 02:00:00 AM	40.0	3	4	45	39.2	75.0%
16/12/2021 03:00:00 AM	50.0	3	3	50	47.5	33.3%
16/12/2021 04:00:00 AM	30.0	3	4	40	37.5	25.0%
16/12/2021 05:00:00 AM	37.5	7	8	40	37.5	25.0%
16/12/2021 06:00:00 AM	39.6	39	46	50	39.6	41.3%
16/12/2021 07:00:00 AM	38.3	92	108	50	38.6	32.4%
16/12/2021 08:00:00 AM	36.0	196	230	50	38.2	17.8%
16/12/2021 09:00:00 AM	34.5	250	294	45	38.5	12.2%
16/12/2021 10:00:00 AM	34.5	149	175	55	38.6	12.6%
16/12/2021 11:00:00 AM	34.9	149	175	50	38.3	14.3%
16/12/2021 12:00:00 PM	33.9	148	174	45	37.8	9.2%
16/12/2021 01:00:00 PM	34.5	175	206	50	38.7	12.1%
16/12/2021 02:00:00 PM	34.6	186	219	50	39.1	12.8%
16/12/2021 03:00:00 PM	34.5	219	258	55	39.3	11.6%
16/12/2021 04:00:00 PM	34.3	185	218	45	37.7	10.1%
16/12/2021 05:00:00 PM	33.9	225	265	55	38.4	8.7%
16/12/2021 06:00:00 PM	34.3	223	262	50	39.5	10.7%
16/12/2021 07:00:00 PM	34.2	184	217	50	38.9	9.7%
16/12/2021 08:00:00 PM	35.2	142	167	50	38.5	15.6%
16/12/2021 09:00:00 PM	35.4	94	111	50	39.4	16.2%
16/12/2021 10:00:00 PM	37.9	59	69	45	39.0	24.6%
16/12/2021 11:00:00 PM	40.0	53	62	50	40.3	32.3%
17/12/2021 12:00:00 AM	38.8	14	16	50	39.5	31.3%
17/12/2021 01:00:00 AM	39.0	10	12	45	38.3	50.0%
17/12/2021 02:00:00 AM	40.0	7	8	45	39.2	37.5%
17/12/2021 03:00:00 AM	40.0	3	3	40	37.5	33.3%
17/12/2021 04:00:00 AM	38.3	3	4	40	37.5	75.0%
17/12/2021 05:00:00 AM	38.8	8	10	45	38.5	50.0%
17/12/2021 06:00:00 AM	38.8	32	38	50	40.0	31.6%
17/12/2021 07:00:00 AM	37.5	86	101	50	40.0	21.8%
17/12/2021 08:00:00 AM	36.2	182	214	45	37.7	19.2%
17/12/2021 09:00:00 AM	34.1	259	305	45	38.5	9.8%
17/12/2021 10:00:00 AM	33.9	144	169	50	38.9	8.3%
17/12/2021 11:00:00 AM	33.0	144	169	45	38.3	7.1%
17/12/2021 12:00:00 PM	32.0	156	184	50	39.5	5.4%
17/12/2021 01:00:00 PM	33.9	185	218	50	39.6	8.7%
17/12/2021 02:00:00 PM	36.9	182	214	45	38.2	22.0%

17/12/2021 03:00:00 PM	34.2	266	313	45	38.0	9.9%
17/12/2021 04:00:00 PM	34.2	270	318	50	38.3	9.7%
17/12/2021 05:00:00 PM	34.8	218	256	50	38.6	13.7%
17/12/2021 06:00:00 PM	34.6	248	292	50	37.9	13.0%
17/12/2021 07:00:00 PM	35.6	216	254	45	38.5	16.5%
17/12/2021 08:00:00 PM	34.7	132	155	50	38.6	12.3%
17/12/2021 09:00:00 PM	36.4	104	122	50	39.5	18.0%
17/12/2021 10:00:00 PM	37.3	60	71	45	38.7	23.9%
17/12/2021 11:00:00 PM	36.4	48	56	50	39.5	17.9%
18/12/2021 12:00:00 AM	38.8	26	31	50	39.3	35.5%
18/12/2021 01:00:00 AM	43.3	14	17	55	41.3	70.6%
18/12/2021 02:00:00 AM	45.0	8	9	55	47.5	22.2%
18/12/2021 03:00:00 AM	37.5	4	5	40	37.5	40.0%
18/12/2021 04:00:00 AM	38.8	3	4	40	37.5	100.0%
18/12/2021 05:00:00 AM	40.0	8	9	50	39.5	55.6%
18/12/2021 06:00:00 AM	40.0	18	21	50	40.8	28.6%
18/12/2021 07:00:00 AM	36.7	34	40	50	41.1	17.5%
18/12/2021 08:00:00 AM	38.8	60	70	50	39.6	27.1%
18/12/2021 09:00:00 AM	36.8	115	135	50	38.8	20.7%
18/12/2021 10:00:00 AM	36.1	143	168	50	38.8	17.9%
18/12/2021 11:00:00 AM	35.9	190	224	55	38.9	17.9%
18/12/2021 12:00:00 PM	36.4	196	231	55	38.4	19.9%
18/12/2021 01:00:00 PM	35.4	207	244	45	37.8	16.4%
18/12/2021 02:00:00 PM	34.3	204	240	50	38.7	10.4%
18/12/2021 03:00:00 PM	37.1	162	191	55	39.2	22.0%
18/12/2021 04:00:00 PM	34.7	184	217	45	38.0	13.4%
18/12/2021 05:00:00 PM	35.0	163	192	50	38.5	15.1%
18/12/2021 06:00:00 PM	35.0	166	195	45	38.2	14.9%
18/12/2021 07:00:00 PM	34.4	156	183	50	39.3	10.9%
18/12/2021 08:00:00 PM	36.2	101	119	45	39.4	17.6%
18/12/2021 09:00:00 PM	35.0	73	86	45	38.3	15.1%
18/12/2021 10:00:00 PM	38.8	49	58	50	39.4	31.0%
18/12/2021 11:00:00 PM	35.7	51	60	45	39.0	16.7%
19/12/2021 12:00:00 AM	35.0	31	36	55	42.5	13.9%
19/12/2021 01:00:00 AM	39.0	20	23	45	38.9	30.4%
19/12/2021 02:00:00 AM	40.0	7	8	55	42.5	37.5%
19/12/2021 03:00:00 AM	35.0	7	8	45	42.5	12.5%
19/12/2021 04:00:00 AM	42.5	9	11	50	41.5	45.5%
19/12/2021 05:00:00 AM	40.0	3	4	45	39.2	75.0%
19/12/2021 06:00:00 AM	39.0	10	12	45	38.3	50.0%
19/12/2021 07:00:00 AM	38.8	16	19	45	39.2	31.6%
19/12/2021 08:00:00 AM	39.1	46	54	55	39.9	31.5%
19/12/2021 09:00:00 AM	36.0	48	56	50	40.3	16.1%
19/12/2021 10:00:00 AM	37.5	105	124	50	39.0	24.2%
19/12/2021 11:00:00 AM	37.2	113	133	50	38.8	22.6%
19/12/2021 12:00:00 PM	37.8	144	169	45	38.5	26.6%
19/12/2021 01:00:00 PM	35.4	171	201	50	38.9	15.9%
19/12/2021 02:00:00 PM	34.9	165	194	50	38.4	14.4%
19/12/2021 03:00:00 PM	36.6	156	183	50	39.7	18.6%
19/12/2021 04:00:00 PM	34.4	147	173	45	38.3	11.6%

19/12/2021 05:00:00 PM	34.9	149	175	45	38.3	13.7%
19/12/2021 06:00:00 PM	35.8	128	150	55	38.9	16.7%
19/12/2021 07:00:00 PM	34.8	102	120	50	39.1	13.3%
19/12/2021 08:00:00 PM	36.9	82	96	50	38.8	20.8%
19/12/2021 09:00:00 PM	35.6	68	80	50	39.4	16.3%
19/12/2021 10:00:00 PM	35.0	34	40	45	38.3	15.0%
19/12/2021 11:00:00 PM	35.0	20	24	45	40.0	16.7%
20/12/2021 12:00:00 AM	39.3	13	15	45	38.1	53.3%
20/12/2021 01:00:00 AM	43.3	10	12	50	41.7	50.0%
20/12/2021 02:00:00 AM	42.5	5	6	45	42.5	33.3%
20/12/2021 03:00:00 AM	35.0	3	4	55	52.5	25.0%
20/12/2021 04:00:00 AM	37.5	4	5	40	37.5	40.0%
20/12/2021 05:00:00 AM	40.0	13	15	50	40.0	40.0%
20/12/2021 06:00:00 AM	39.5	33	39	55	40.0	41.0%
20/12/2021 07:00:00 AM	38.5	76	89	50	39.3	28.1%
20/12/2021 08:00:00 AM	36.4	138	162	45	39.0	18.5%
20/12/2021 09:00:00 AM	35.6	167	196	45	38.3	16.3%
20/12/2021 10:00:00 AM	34.6	136	160	45	38.3	11.9%
20/12/2021 11:00:00 AM	35.2	181	213	45	38.3	15.5%
20/12/2021 12:00:00 PM	34.5	184	217	50	39.6	12.0%
20/12/2021 01:00:00 PM	34.9	184	216	50	38.8	13.9%
20/12/2021 02:00:00 PM	35.8	188	221	50	38.3	17.2%
20/12/2021 03:00:00 PM	34.5	205	241	50	38.6	11.2%
20/12/2021 04:00:00 PM	34.8	215	253	45	38.5	13.8%
20/12/2021 05:00:00 PM	34.3	212	250	45	38.3	12.0%
20/12/2021 06:00:00 PM	34.3	212	250	50	37.9	10.0%
20/12/2021 07:00:00 PM	34.7	175	206	50	38.2	13.1%
20/12/2021 08:00:00 PM	35.3	123	145	55	39.2	15.9%
20/12/2021 09:00:00 PM	36.1	90	106	45	38.0	18.9%
20/12/2021 10:00:00 PM	37.5	56	66	45	37.8	28.8%
20/12/2021 11:00:00 PM	38.3	46	54	55	42.1	22.2%
21/12/2021 12:00:00 AM	37.5	24	28	50	40.0	21.4%
21/12/2021 01:00:00 AM	40.0	8	10	50	41.3	40.0%
21/12/2021 02:00:00 AM	35.0	5	6	45	42.5	16.7%
21/12/2021 03:00:00 AM	0.0	0	0	0	0.0	0.0%
21/12/2021 04:00:00 AM	45.0	1	1	45	42.5	100.0%
21/12/2021 05:00:00 AM	40.0	8	10	45	39.2	60.0%
21/12/2021 06:00:00 AM	41.0	30	35	50	40.4	34.3%
21/12/2021 07:00:00 AM	38.2	70	82	45	38.5	29.3%
21/12/2021 08:00:00 AM	35.0	148	174	60	39.2	14.9%
21/12/2021 09:00:00 AM	34.6	130	153	45	38.6	11.8%
21/12/2021 10:00:00 AM	34.7	126	148	55	39.1	12.8%
21/12/2021 11:00:00 AM	35.4	159	187	45	38.2	16.0%
21/12/2021 12:00:00 PM	34.0	190	224	50	38.2	9.8%
21/12/2021 01:00:00 PM	34.1	179	211	80	40.1	10.0%
21/12/2021 02:00:00 PM	34.5	200	235	50	38.6	11.9%
21/12/2021 03:00:00 PM	34.8	167	197	45	38.4	14.2%
21/12/2021 04:00:00 PM	35.5	204	240	65	39.7	16.3%
21/12/2021 05:00:00 PM	34.9	196	231	55	39.0	14.7%
21/12/2021 06:00:00 PM	34.5	235	277	45	38.2	12.3%

21/12/2021 07:00:00 PM	35.0	149	175	45	38.3	14.9%
21/12/2021 08:00:00 PM	34.7	121	142	45	38.8	13.4%
21/12/2021 09:00:00 PM	37.2	91	107	50	39.0	22.4%
21/12/2021 10:00:00 PM	37.5	55	65	45	38.8	24.6%
21/12/2021 11:00:00 PM	37.1	54	64	50	39.2	23.4%
22/12/2021 12:00:00 AM	38.1	23	27	45	38.1	33.3%
22/12/2021 01:00:00 AM	39.2	14	16	45	38.2	43.8%
22/12/2021 02:00:00 AM	33.8	3	4	35	0.0	0.0%
22/12/2021 03:00:00 AM	30.0	3	4	35	0.0	0.0%
22/12/2021 04:00:00 AM	35.0	3	3	35	0.0	0.0%
22/12/2021 05:00:00 AM	38.8	6	7	40	37.5	57.1%
22/12/2021 06:00:00 AM	40.8	30	35	45	41.3	22.9%
22/12/2021 07:00:00 AM	37.8	71	83	45	37.9	30.1%
22/12/2021 08:00:00 AM	34.7	133	157	45	38.8	12.7%
22/12/2021 09:00:00 AM	35.2	130	153	45	37.9	15.7%
22/12/2021 10:00:00 AM	35.0	129	152	45	38.6	15.1%
22/12/2021 11:00:00 AM	34.9	180	212	45	38.5	14.2%
22/12/2021 12:00:00 PM	36.0	184	216	50	38.0	18.1%
22/12/2021 01:00:00 PM	34.4	189	222	50	39.5	10.4%
22/12/2021 02:00:00 PM	35.2	198	233	50	38.8	15.5%
22/12/2021 03:00:00 PM	35.7	177	208	45	38.2	16.8%
22/12/2021 04:00:00 PM	35.9	184	217	60	38.7	18.0%
22/12/2021 05:00:00 PM	35.6	218	256	55	39.0	16.4%
22/12/2021 06:00:00 PM	34.5	216	254	45	38.1	12.2%
22/12/2021 07:00:00 PM	34.5	177	208	50	39.2	12.5%
22/12/2021 08:00:00 PM	36.2	139	163	50	38.7	18.4%
22/12/2021 09:00:00 PM	38.3	97	114	50	39.3	27.2%
22/12/2021 10:00:00 PM	34.8	77	91	45	38.3	14.3%
22/12/2021 11:00:00 PM	37.5	40	47	55	41.5	21.3%
23/12/2021 12:00:00 AM	34.6	21	25	40	37.5	12.0%
23/12/2021 01:00:00 AM	38.3	8	10	45	38.8	40.0%
23/12/2021 02:00:00 AM	35.0	5	6	50	47.5	16.7%
23/12/2021 03:00:00 AM	45.0	3	3	45	42.5	33.3%
23/12/2021 04:00:00 AM	30.0	2	2	30	0.0	0.0%
23/12/2021 05:00:00 AM	39.0	5	6	40	37.5	83.3%
23/12/2021 06:00:00 AM	39.2	26	31	45	39.5	32.3%
23/12/2021 07:00:00 AM	36.9	57	67	45	39.4	19.4%
23/12/2021 08:00:00 AM	37.2	112	132	55	39.8	21.2%
23/12/2021 09:00:00 AM	36.2	117	138	45	38.5	18.8%
23/12/2021 10:00:00 AM	35.5	148	174	50	38.8	16.1%
23/12/2021 11:00:00 AM	34.7	181	213	50	38.8	12.7%
23/12/2021 12:00:00 PM	34.4	193	227	45	38.5	10.6%
23/12/2021 01:00:00 PM	35.5	203	239	50	38.5	16.3%
23/12/2021 02:00:00 PM	34.7	198	233	50	38.8	13.3%
23/12/2021 03:00:00 PM	34.9	221	260	55	38.4	14.6%
23/12/2021 04:00:00 PM	36.1	197	232	45	38.4	18.5%
23/12/2021 05:00:00 PM	34.9	214	252	45	38.2	14.7%
23/12/2021 06:00:00 PM	34.3	203	239	50	38.8	11.3%
23/12/2021 07:00:00 PM	35.9	207	243	50	38.5	17.3%
23/12/2021 08:00:00 PM	34.6	135	159	45	38.3	12.6%

23/12/2021 09:00:00 PM	34.9	99	117	45	39.3	14.5%
23/12/2021 10:00:00 PM	35.4	83	98	50	39.1	16.3%
23/12/2021 11:00:00 PM	38.0	50	59	45	39.2	25.4%
24/12/2021 12:00:00 AM	37.5	21	25	50	40.0	24.0%
24/12/2021 01:00:00 AM	37.5	18	21	45	38.5	23.8%
24/12/2021 02:00:00 AM	37.5	4	5	40	37.5	40.0%
24/12/2021 03:00:00 AM	50.0	3	4	55	50.0	50.0%
24/12/2021 04:00:00 AM	30.0	1	1	30	0.0	0.0%
24/12/2021 05:00:00 AM	42.5	6	7	45	40.8	42.9%
24/12/2021 06:00:00 AM	38.8	27	32	50	39.3	34.4%
24/12/2021 07:00:00 AM	38.8	45	53	50	39.0	37.7%
24/12/2021 08:00:00 AM	38.7	59	69	50	38.8	34.8%
24/12/2021 09:00:00 AM	36.4	101	119	45	38.1	20.2%
24/12/2021 10:00:00 AM	35.4	136	160	45	38.1	16.3%
24/12/2021 11:00:00 AM	35.6	173	203	50	37.9	16.7%
24/12/2021 12:00:00 PM	35.8	216	254	45	38.7	16.9%
24/12/2021 01:00:00 PM	36.7	214	252	50	38.5	21.0%
24/12/2021 02:00:00 PM	37.2	215	253	50	39.0	21.7%
24/12/2021 03:00:00 PM	35.8	198	233	55	38.9	17.2%
24/12/2021 04:00:00 PM	35.9	234	275	45	38.8	17.1%
24/12/2021 05:00:00 PM	34.9	212	249	50	39.7	14.5%
24/12/2021 06:00:00 PM	34.0	198	233	45	38.2	9.0%
24/12/2021 07:00:00 PM	35.2	138	162	55	38.1	15.4%
24/12/2021 08:00:00 PM	34.4	104	122	50	38.5	12.3%
24/12/2021 09:00:00 PM	28.4	260	306	50	39.9	6.2%
24/12/2021 10:00:00 PM	26.5	288	339	45	39.5	2.9%
24/12/2021 11:00:00 PM	34.2	66	78	40	37.5	12.8%
25/12/2021 12:00:00 AM	9.9	162	191	40	37.5	2.6%
25/12/2021 01:00:00 AM	33.8	31	36	45	40.0	11.1%
25/12/2021 02:00:00 AM	32.5	4	5	35	0.0	0.0%
25/12/2021 03:00:00 AM	65.0	3	3	65	50.0	66.7%
25/12/2021 04:00:00 AM	35.0	3	4	40	37.5	25.0%
25/12/2021 05:00:00 AM	35.0	1	1	35	0.0	0.0%
25/12/2021 06:00:00 AM	35.0	2	2	35	0.0	0.0%
25/12/2021 07:00:00 AM	40.0	8	10	45	40.0	40.0%
25/12/2021 08:00:00 AM	37.5	31	36	45	38.8	22.2%
25/12/2021 09:00:00 AM	35.7	69	81	45	39.8	16.0%
25/12/2021 10:00:00 AM	37.8	44	52	50	39.4	25.0%
25/12/2021 11:00:00 AM	37.8	87	102	50	38.6	27.5%
25/12/2021 12:00:00 PM	36.2	110	129	45	38.3	18.6%
25/12/2021 01:00:00 PM	35.8	133	156	45	39.0	16.7%
25/12/2021 02:00:00 PM	38.1	101	119	60	41.3	21.8%
25/12/2021 03:00:00 PM	38.5	66	78	50	39.4	30.8%
25/12/2021 04:00:00 PM	37.1	63	74	55	39.7	21.6%
25/12/2021 05:00:00 PM	34.8	73	86	50	40.0	14.0%
25/12/2021 06:00:00 PM	37.4	82	97	50	39.0	23.7%
25/12/2021 07:00:00 PM	35.7	76	89	45	37.8	16.9%
25/12/2021 08:00:00 PM	35.0	71	83	50	38.3	14.5%
25/12/2021 09:00:00 PM	34.5	43	51	40	37.5	11.8%
25/12/2021 10:00:00 PM	37.5	40	47	50	40.0	21.3%

25/12/2021 11:00:00 PM	34.7	31	37	60	45.5	13.5%
26/12/2021 12:00:00 AM	35.0	24	28	45	38.8	14.3%
26/12/2021 01:00:00 AM	55.0	5	6	60	47.5	66.7%
26/12/2021 02:00:00 AM	40.0	6	7	45	40.0	28.6%
26/12/2021 03:00:00 AM	9.7	45	53	40	37.5	3.8%
26/12/2021 04:00:00 AM	9.5	58	68	40	37.5	1.5%
26/12/2021 05:00:00 AM	35.0	1	1	35	0.0	0.0%
26/12/2021 06:00:00 AM	30.0	1	1	30	0.0	0.0%
26/12/2021 07:00:00 AM	38.8	14	16	45	38.5	31.3%
26/12/2021 08:00:00 AM	38.3	20	24	55	40.0	33.3%
26/12/2021 09:00:00 AM	37.8	26	31	45	38.0	32.3%
26/12/2021 10:00:00 AM	38.8	51	60	50	38.9	35.0%
26/12/2021 11:00:00 AM	36.3	92	108	45	38.0	19.4%
26/12/2021 12:00:00 PM	34.3	260	306	45	38.5	12.7%
26/12/2021 01:00:00 PM	37.6	124	146	50	39.7	23.3%
26/12/2021 02:00:00 PM	37.3	113	133	50	38.6	24.8%
26/12/2021 03:00:00 PM	37.9	103	121	50	38.3	31.4%
26/12/2021 04:00:00 PM	35.8	88	104	50	39.4	17.3%
26/12/2021 05:00:00 PM	37.3	97	114	50	38.6	23.7%
26/12/2021 06:00:00 PM	38.1	94	111	55	39.0	29.7%
26/12/2021 07:00:00 PM	37.5	67	79	45	38.5	25.3%
26/12/2021 08:00:00 PM	36.7	72	85	50	40.0	18.8%
26/12/2021 09:00:00 PM	35.7	48	57	50	40.5	17.5%
26/12/2021 10:00:00 PM	37.5	45	53	55	41.5	18.9%
26/12/2021 11:00:00 PM	37.0	32	38	40	37.5	26.3%
27/12/2021 12:00:00 AM	40.0	16	19	50	40.8	31.6%
27/12/2021 01:00:00 AM	40.0	10	12	50	41.3	33.3%
27/12/2021 02:00:00 AM	40.0	8	9	45	40.0	22.2%
27/12/2021 03:00:00 AM	45.0	3	3	45	40.8	100.0%
27/12/2021 04:00:00 AM	35.0	6	7	40	37.5	14.3%
27/12/2021 05:00:00 AM	35.0	2	2	35	0.0	0.0%
27/12/2021 06:00:00 AM	39.0	12	14	45	38.3	42.9%
27/12/2021 07:00:00 AM	38.3	20	24	45	38.8	33.3%
27/12/2021 08:00:00 AM	37.9	28	33	45	38.6	27.3%
27/12/2021 09:00:00 AM	37.0	40	47	45	38.0	23.4%
27/12/2021 10:00:00 AM	34.8	72	85	50	39.2	14.1%
27/12/2021 11:00:00 AM	36.3	82	97	55	39.1	19.6%
27/12/2021 12:00:00 PM	37.1	125	147	50	38.4	23.1%
27/12/2021 01:00:00 PM	37.2	116	137	60	40.0	21.9%
27/12/2021 02:00:00 PM	36.7	96	113	45	38.1	21.2%
27/12/2021 03:00:00 PM	37.2	116	137	50	38.8	23.4%
27/12/2021 04:00:00 PM	36.5	124	146	50	38.2	20.5%
27/12/2021 05:00:00 PM	34.9	115	135	45	39.6	14.1%
27/12/2021 06:00:00 PM	36.2	114	134	55	38.7	18.7%
27/12/2021 07:00:00 PM	36.0	86	101	45	38.3	17.8%
27/12/2021 08:00:00 PM	35.0	80	94	45	40.4	14.9%
27/12/2021 09:00:00 PM	34.4	72	85	45	38.0	12.9%
27/12/2021 10:00:00 PM	37.1	38	45	45	39.0	22.2%
27/12/2021 11:00:00 PM	37.9	22	26	45	38.1	30.8%
28/12/2021 12:00:00 AM	44.0	19	22	55	43.8	36.4%

28/12/2021 01:00:00 AM	39.2	11	13	45	38.2	53.8%
28/12/2021 02:00:00 AM	33.8	7	8	35	0.0	0.0%
28/12/2021 03:00:00 AM	50.0	2	2	50	45.0	100.0%
28/12/2021 04:00:00 AM	35.0	4	5	40	37.5	20.0%
28/12/2021 05:00:00 AM	40.0	2	2	40	37.5	50.0%
28/12/2021 06:00:00 AM	42.5	8	9	45	39.2	66.7%
28/12/2021 07:00:00 AM	37.5	19	22	50	41.3	18.2%
28/12/2021 08:00:00 AM	38.0	31	37	45	39.7	24.3%
28/12/2021 09:00:00 AM	37.9	55	65	50	39.3	26.2%
28/12/2021 10:00:00 AM	34.5	79	93	50	38.9	11.8%
28/12/2021 11:00:00 AM	35.3	110	130	50	38.5	16.2%
28/12/2021 12:00:00 PM	36.6	129	152	50	39.0	19.7%
28/12/2021 01:00:00 PM	37.3	148	174	50	39.0	23.0%
28/12/2021 02:00:00 PM	36.0	150	176	50	38.6	17.6%
28/12/2021 03:00:00 PM	36.1	150	176	50	38.4	18.2%
28/12/2021 04:00:00 PM	35.0	148	174	45	38.7	14.9%
28/12/2021 05:00:00 PM	35.2	135	159	45	38.1	15.7%
28/12/2021 06:00:00 PM	34.8	106	125	55	39.0	13.6%
28/12/2021 07:00:00 PM	38.0	100	118	55	39.8	26.3%
28/12/2021 08:00:00 PM	36.4	102	120	50	38.3	20.0%
28/12/2021 09:00:00 PM	38.7	64	75	55	40.2	29.3%
28/12/2021 10:00:00 PM	37.5	39	46	50	39.3	23.9%
28/12/2021 11:00:00 PM	37.9	32	38	50	39.5	26.3%
29/12/2021 12:00:00 AM	43.3	12	14	50	40.6	57.1%
29/12/2021 01:00:00 AM	41.7	13	15	45	40.5	33.3%
29/12/2021 02:00:00 AM	40.0	5	6	45	40.0	33.3%
29/12/2021 03:00:00 AM	50.0	3	3	50	47.5	33.3%
29/12/2021 04:00:00 AM	33.3	3	4	35	0.0	0.0%
29/12/2021 05:00:00 AM	40.0	6	7	45	38.5	71.4%
29/12/2021 06:00:00 AM	38.3	13	15	45	38.8	26.7%
29/12/2021 07:00:00 AM	34.6	31	37	45	38.5	13.5%
29/12/2021 08:00:00 AM	35.8	55	65	40	37.5	18.5%
29/12/2021 09:00:00 AM	38.0	86	101	50	38.7	28.7%
29/12/2021 10:00:00 AM	35.9	93	109	45	38.0	17.4%
29/12/2021 11:00:00 AM	34.6	128	151	50	39.1	12.6%
29/12/2021 12:00:00 PM	34.9	154	181	45	37.9	14.4%
29/12/2021 01:00:00 PM	36.9	170	200	45	38.5	21.5%
29/12/2021 02:00:00 PM	36.8	151	178	50	38.7	21.9%
29/12/2021 03:00:00 PM	34.5	160	188	45	38.3	10.6%
29/12/2021 04:00:00 PM	36.1	155	182	50	38.4	18.1%
29/12/2021 05:00:00 PM	36.8	153	180	45	38.3	21.7%
29/12/2021 06:00:00 PM	35.7	139	163	45	38.6	16.6%
29/12/2021 07:00:00 PM	34.6	118	139	45	38.1	12.2%
29/12/2021 08:00:00 PM	36.1	102	120	50	38.6	18.3%
29/12/2021 09:00:00 PM	37.2	62	73	50	38.3	24.7%
29/12/2021 10:00:00 PM	36.9	47	55	45	38.9	20.0%
29/12/2021 11:00:00 PM	34.6	26	31	45	38.8	12.9%
30/12/2021 12:00:00 AM	34.3	18	21	45	40.0	9.5%
30/12/2021 01:00:00 AM	37.5	12	14	55	42.5	21.4%
30/12/2021 02:00:00 AM	35.0	3	3	35	0.0	0.0%

30/12/2021 03:00:00 AM	40.0	3	3	40	37.5	33.3%
30/12/2021 04:00:00 AM	45.0	3	3	45	42.5	33.3%
30/12/2021 05:00:00 AM	45.0	2	2	45	40.0	100.0%
30/12/2021 06:00:00 AM	37.5	16	19	40	37.5	31.6%
30/12/2021 07:00:00 AM	38.6	31	36	45	39.0	27.8%
30/12/2021 08:00:00 AM	37.0	52	61	45	38.7	21.3%
30/12/2021 09:00:00 AM	36.4	83	98	50	38.3	20.4%
30/12/2021 10:00:00 AM	37.4	105	124	50	38.8	25.0%
30/12/2021 11:00:00 AM	34.7	134	158	45	39.2	13.3%
30/12/2021 12:00:00 PM	36.6	164	193	50	38.5	20.2%
30/12/2021 01:00:00 PM	35.0	167	197	45	38.3	15.2%
30/12/2021 02:00:00 PM	35.2	162	190	50	38.5	15.3%
30/12/2021 03:00:00 PM	35.6	157	185	45	38.6	16.8%
30/12/2021 04:00:00 PM	36.9	144	170	45	38.3	22.4%
30/12/2021 05:00:00 PM	34.2	162	190	50	38.0	10.0%
30/12/2021 06:00:00 PM	34.9	146	172	50	40.3	14.5%
30/12/2021 07:00:00 PM	35.6	133	157	45	39.0	16.6%
30/12/2021 08:00:00 PM	34.5	89	105	45	39.2	11.4%
30/12/2021 09:00:00 PM	38.2	57	67	45	39.3	25.4%
30/12/2021 10:00:00 PM	34.5	38	45	50	40.8	13.3%
30/12/2021 11:00:00 PM	34.6	37	44	45	41.7	13.6%
31/12/2021 12:00:00 AM	38.0	21	25	50	39.6	28.0%
31/12/2021 01:00:00 AM	45.0	3	3	45	42.5	33.3%
31/12/2021 02:00:00 AM	40.0	8	10	45	40.8	30.0%
31/12/2021 03:00:00 AM	40.0	3	3	40	37.5	66.7%
31/12/2021 04:00:00 AM	40.0	2	2	40	37.5	50.0%
31/12/2021 05:00:00 AM	45.0	3	3	45	40.0	66.7%
31/12/2021 06:00:00 AM	38.8	14	16	45	38.5	31.3%
31/12/2021 07:00:00 AM	37.5	27	32	45	38.8	25.0%
31/12/2021 08:00:00 AM	35.8	62	73	40	37.5	17.8%
31/12/2021 09:00:00 AM	34.6	78	92	45	38.0	12.0%
31/12/2021 10:00:00 AM	35.8	102	120	50	38.2	17.5%
31/12/2021 11:00:00 AM	36.7	137	161	50	38.7	20.5%
31/12/2021 12:00:00 PM	36.4	151	178	45	38.4	19.7%
31/12/2021 01:00:00 PM	34.5	177	208	50	39.7	11.1%
31/12/2021 02:00:00 PM	35.9	182	214	50	39.0	17.3%
31/12/2021 03:00:00 PM	36.2	177	208	50	38.9	18.3%
31/12/2021 04:00:00 PM	35.2	184	216	45	37.8	15.3%
31/12/2021 05:00:00 PM	34.7	186	219	50	38.9	12.8%
31/12/2021 06:00:00 PM	35.9	154	181	50	38.6	17.7%
31/12/2021 07:00:00 PM	36.2	135	159	60	39.0	18.9%
31/12/2021 08:00:00 PM	37.5	110	130	50	39.7	22.3%
31/12/2021 09:00:00 PM	38.4	79	93	50	39.5	26.9%
31/12/2021 10:00:00 PM	37.0	50	59	50	40.7	18.6%
31/12/2021 11:00:00 PM	37.5	32	38	45	38.5	26.3%
01/01/2022 12:00:00 AM	40.0	10	12	50	41.3	33.3%
01/01/2022 01:00:00 AM	37.0	38	45	45	39.7	20.0%
01/01/2022 02:00:00 AM	39.0	26	31	45	39.7	29.0%
01/01/2022 03:00:00 AM	40.0	17	20	50	40.8	30.0%
01/01/2022 04:00:00 AM	42.5	7	8	45	40.8	37.5%

01/01/2022 05:00:00 AM	40.0	3	3	40	37.5	33.3%
01/01/2022 06:00:00 AM	40.0	3	3	40	37.5	33.3%
01/01/2022 07:00:00 AM	39.0	11	13	45	38.3	46.2%
01/01/2022 08:00:00 AM	38.6	28	33	45	39.0	30.3%
01/01/2022 09:00:00 AM	36.7	32	38	45	40.4	18.4%
01/01/2022 10:00:00 AM	35.9	49	58	40	37.5	19.0%
01/01/2022 11:00:00 AM	35.7	75	88	45	37.8	17.0%
01/01/2022 12:00:00 PM	35.3	103	121	55	38.6	15.7%
01/01/2022 01:00:00 PM	37.3	128	150	45	39.1	21.3%
01/01/2022 02:00:00 PM	37.2	132	155	50	38.3	23.9%
01/01/2022 03:00:00 PM	37.2	110	130	50	38.6	23.8%
01/01/2022 04:00:00 PM	35.3	122	143	45	38.2	15.4%
01/01/2022 05:00:00 PM	35.3	118	139	45	38.4	15.8%
01/01/2022 06:00:00 PM	37.4	91	107	50	39.2	22.4%
01/01/2022 07:00:00 PM	36.2	99	116	50	38.2	19.0%
01/01/2022 08:00:00 PM	36.5	71	83	50	38.8	19.3%
01/01/2022 09:00:00 PM	38.6	48	57	50	40.4	24.6%
01/01/2022 10:00:00 PM	39.0	29	34	45	39.7	26.5%
01/01/2022 11:00:00 PM	37.0	21	25	60	40.8	24.0%
02/01/2022 12:00:00 AM	42.5	7	8	45	40.0	50.0%
02/01/2022 01:00:00 AM	55.0	3	3	55	45.0	66.7%
02/01/2022 02:00:00 AM	40.0	7	8	45	40.0	25.0%
02/01/2022 03:00:00 AM	32.5	4	5	35	0.0	0.0%
02/01/2022 04:00:00 AM	40.0	2	2	40	37.5	50.0%
02/01/2022 05:00:00 AM	50.0	2	2	50	45.0	100.0%
02/01/2022 06:00:00 AM	37.5	6	7	40	37.5	28.6%
02/01/2022 07:00:00 AM	36.7	8	10	40	37.5	30.0%
02/01/2022 08:00:00 AM	36.0	26	31	45	38.3	19.4%
02/01/2022 09:00:00 AM	38.3	31	37	45	38.8	32.4%
02/01/2022 10:00:00 AM	37.4	71	84	45	38.5	25.0%
02/01/2022 11:00:00 AM	36.3	85	100	50	38.0	20.0%
02/01/2022 12:00:00 PM	36.9	134	158	50	39.0	20.9%
02/01/2022 01:00:00 PM	38.5	141	166	65	39.5	31.3%
02/01/2022 02:00:00 PM	36.5	139	164	55	38.9	20.1%
02/01/2022 03:00:00 PM	36.1	131	154	50	39.7	17.5%
02/01/2022 04:00:00 PM	36.4	120	141	45	38.4	19.1%
02/01/2022 05:00:00 PM	35.5	136	160	45	38.7	16.3%
02/01/2022 06:00:00 PM	36.2	88	104	55	39.6	18.3%
02/01/2022 07:00:00 PM	35.0	82	96	45	38.6	14.6%
02/01/2022 08:00:00 PM	38.8	76	90	60	40.4	28.9%
02/01/2022 09:00:00 PM	38.6	51	60	45	39.3	28.3%
02/01/2022 10:00:00 PM	38.1	33	39	45	38.9	28.2%
02/01/2022 11:00:00 PM	38.6	27	32	50	39.5	31.3%
03/01/2022 12:00:00 AM	45.0	12	14	60	44.5	35.7%
03/01/2022 01:00:00 AM	42.5	8	10	50	44.2	30.0%
03/01/2022 02:00:00 AM	35.0	2	2	35	0.0	0.0%
03/01/2022 03:00:00 AM	33.8	4	5	35	0.0	0.0%
03/01/2022 04:00:00 AM	50.0	2	2	50	42.5	100.0%
03/01/2022 05:00:00 AM	38.3	3	4	40	37.5	75.0%
03/01/2022 06:00:00 AM	38.0	15	18	50	39.2	33.3%

03/01/2022 07:00:00 AM	38.5	24	28	45	38.0	39.3%
03/01/2022 08:00:00 AM	35.6	44	52	45	38.1	17.3%
03/01/2022 09:00:00 AM	34.8	60	70	45	38.6	12.9%
03/01/2022 10:00:00 AM	35.8	79	93	50	38.8	17.2%
03/01/2022 11:00:00 AM	35.0	94	110	45	38.8	14.5%
03/01/2022 12:00:00 PM	36.0	131	154	45	38.0	18.2%
03/01/2022 01:00:00 PM	36.0	144	169	50	39.2	17.2%
03/01/2022 02:00:00 PM	35.8	180	212	50	38.6	17.5%
03/01/2022 03:00:00 PM	35.4	159	187	45	38.2	16.0%
03/01/2022 04:00:00 PM	36.2	167	196	45	37.9	18.9%
03/01/2022 05:00:00 PM	36.3	143	168	45	38.8	18.5%
03/01/2022 06:00:00 PM	35.6	106	125	50	38.7	16.8%
03/01/2022 07:00:00 PM	37.0	94	110	45	39.1	20.0%
03/01/2022 08:00:00 PM	34.8	76	90	45	39.0	14.4%
03/01/2022 09:00:00 PM	35.8	41	48	60	40.6	16.7%
03/01/2022 10:00:00 PM	36.0	43	51	50	40.3	17.6%
03/01/2022 11:00:00 PM	40.0	24	28	50	40.2	39.3%
04/01/2022 12:00:00 AM	43.3	12	14	50	41.7	42.9%
04/01/2022 01:00:00 AM	35.0	4	5	40	37.5	20.0%
04/01/2022 02:00:00 AM	33.3	3	4	35	0.0	0.0%
04/01/2022 03:00:00 AM	45.0	1	1	45	42.5	100.0%
04/01/2022 04:00:00 AM	45.0	6	7	55	42.5	85.7%
04/01/2022 05:00:00 AM	39.0	8	10	45	38.3	60.0%
04/01/2022 06:00:00 AM	38.0	26	30	45	38.9	23.3%
04/01/2022 07:00:00 AM	38.9	72	85	45	39.1	32.9%
04/01/2022 08:00:00 AM	34.6	156	183	55	39.1	12.0%
04/01/2022 09:00:00 AM	34.6	190	224	50	38.7	12.9%
04/01/2022 10:00:00 AM	34.7	39	46	50	40.0	13.0%
04/01/2022 11:00:00 AM	**No Data**					
04/01/2022 12:00:00 PM	**No Data**					
					
13/01/2022 10:00:00 AM	0.0	0	0	0	0.0	0.0%

Day/Time Ending	85th pctl (MPH)	85th pctl cnts	Total Cnts	Max Speed	Avg Speeder	% Speeders
16/12/2021 12:00:00 AM	34.4	1493	1757	55	38.6	11.7%
17/12/2021 12:00:00 AM	34.9	2814	3310	55	38.8	14.2%
18/12/2021 12:00:00 AM	34.8	2989	3517	50	38.6	13.7%
19/12/2021 12:00:00 AM	35.9	2341	2754	55	38.9	17.5%
20/12/2021 12:00:00 AM	36.4	1761	2072	55	39.0	18.9%
21/12/2021 12:00:00 AM	35.2	2681	3154	55	38.8	15.5%
22/12/2021 12:00:00 AM	35.1	2551	3001	80	38.9	15.2%
23/12/2021 12:00:00 AM	35.5	2618	3080	60	38.7	16.2%
24/12/2021 12:00:00 AM	35.3	2690	3165	55	38.7	15.7%
25/12/2021 12:00:00 AM	34.9	3078	3621	55	38.7	14.6%
26/12/2021 12:00:00 AM	36.6	1195	1406	65	39.4	19.6%
27/12/2021 12:00:00 AM	36.9	1480	1741	60	39.0	21.1%
28/12/2021 12:00:00 AM	36.8	1407	1655	60	38.9	20.4%
29/12/2021 12:00:00 AM	36.6	1643	1933	55	39.0	20.0%
30/12/2021 12:00:00 AM	36.0	1890	2224	50	38.5	18.1%
31/12/2021 12:00:00 AM	35.9	1922	2261	55	38.9	17.4%
01/01/2022 12:00:00 AM	36.0	2066	2430	60	38.9	17.9%
02/01/2022 12:00:00 AM	36.8	1367	1608	60	38.8	20.9%
03/01/2022 12:00:00 AM	37.2	1417	1667	65	39.2	22.3%
04/01/2022 12:00:00 AM	36.2	1654	1946	60	38.8	18.3%
05/01/2022 12:00:00 AM	36.1	506	595	55	39.2	17.8%
06/01/2022 12:00:00 AM	**No Data**					
07/01/2022 12:00:00 AM	**No Data**					
08/01/2022 12:00:00 AM						
					
09/01/2022 12:00:00 AM						
10/01/2022 12:00:00 AM						
11/01/2022 12:00:00 AM						
12/01/2022 12:00:00 AM						
13/01/2022 12:00:00 AM						
13/01/2022 09:59:59 AM	0.0	0	0	0	0.0	0.0%

Incoming Weekly Counts
Tithe Barn Lane (KL facing) January 2022

from Wed-Dec-15-2021-01-00-PM to Thu-Jan-13-2022-09-59-AM

	13/12/2021	to	19/12/2021							
	Monday	Tuesday	Wednesday	Thursday	Friday	Saturday	Sunday	Week	Weekend	Week Day 85%
Hour	13/12/2021	14/12/2021	15/12/2021	16/12/2021	17/12/2021	18/12/2021	19/12/2021	Day Avg	Avg	Avg Speed
0 - 1	*	*	*	19	12	17	23	15.5	20	38.25
1 - 2	*	*	*	4	8	9	8	6	8.5	40
2 - 3	*	*	*	3	3	5	8	3	6.5	45
3 - 4	*	*	*	4	4	4	11	4	7.5	34.15
4 - 5	*	*	*	8	10	9	4	9	6.5	38.15
5 - 6	*	*	*	46	38	21	12	42	16.5	39.2
6 - 7	*	*	*	108	101	40	19	104.5	29.5	37.9
7 - 8	*	*	*	230	214	70	54	222	62	36.1
8 - 9	*	*	*	294	305	135	56	299.5	95.5	34.3
9 - 10	*	*	*	175	169	168	124	172	146	34.2
10 - 11	*	*	*	175	169	224	133	172	178.5	33.95
11 - 12	*	*	*	174	184	231	169	179	200	32.95
12 - 13	*	*	*	206	218	244	201	212	222.5	34.2
13 - 14	*	*	29	219	214	240	194	154	217	36.33
14 - 15	*	*	253	258	313	191	183	274.67	187	34.3
15 - 16	*	*	314	218	318	217	173	283.33	195	33.9
16 - 17	*	*	262	265	256	192	175	261	183.5	34.03
17 - 18	*	*	257	262	292	195	150	270.33	172.5	34.43
18 - 19	*	*	220	217	254	183	120	230.33	151.5	35
19 - 20	*	*	187	167	155	119	96	169.67	107.5	35.33
20 - 21	*	*	88	111	122	86	80	107	83	36.23
21 - 22	*	*	73	69	71	58	40	71	49	36.47
22 - 23	*	*	55	62	56	60	24	57.67	42	37.77
23 - 24	*	*	19	16	31	36	15	22	25.5	37.53
Totals	0	0	1757	3310	3517	2754	2072			
% of Total	0%	0%	13.1%	24.68%	26.23%	20.54%	15.45%			

Incoming Weekly Counts
Tithe Barn Lane (KL facing) January 2022

from Wed-Dec-15-2021-01-00-PM to Thu-Jan-13-2022-09-59-AM

	20/12/2021	to	26/12/2021							
	Monday	Tuesday	Wednesday	Thursday	Friday	Saturday	Sunday	Week	Weekend	Week Day 85%
Hour	20/12/2021	21/12/2021	22/12/2021	23/12/2021	24/12/2021	25/12/2021	26/12/2021	Day Avg	Avg	Avg Speed
0 - 1	12	10	16	10	21	36	6	13.8	21	39.66
1 - 2	6	6	4	6	5	5	7	5.4	6	36.76
2 - 3	4	0	4	3	4	3	53	3	28	40
3 - 4	5	1	3	2	1	4	68	2.4	36	35.5
4 - 5	15	10	7	6	7	1	1	9	1	40.06
5 - 6	39	35	35	31	32	2	1	34.4	1.5	39.86
6 - 7	89	82	83	67	53	10	16	74.8	13	38.04
7 - 8	162	174	157	132	69	36	24	138.8	30	36.4
8 - 9	196	153	153	138	119	81	31	151.8	56	35.6
9 - 10	160	148	152	174	160	52	60	158.8	56	35.04
10 - 11	213	187	212	213	203	102	108	205.6	105	35.16
11 - 12	217	224	216	227	254	129	306	227.6	217.5	34.94
12 - 13	216	211	222	239	252	156	146	228	151	35.12
13 - 14	221	235	233	233	253	119	133	235	126	35.48
14 - 15	241	197	208	260	233	78	121	227.8	99.5	35.14
15 - 16	253	240	217	232	275	74	104	243.4	89	35.64
16 - 17	250	231	256	252	249	86	114	247.6	100	34.92
17 - 18	250	277	254	239	233	97	111	250.6	104	34.32
18 - 19	206	175	208	243	162	89	79	198.8	84	35.06
19 - 20	145	142	163	159	122	83	85	146.2	84	35.04
20 - 21	106	107	114	117	306	51	57	150	54	34.98
21 - 22	66	65	91	98	339	47	53	131.8	50	34.34
22 - 23	54	64	47	59	78	37	38	60.4	37.5	37.02
23 - 24	28	27	25	25	191	28	19	59.2	23.5	31.52
Totals	3154	3001	3080	3165	3621	1406	1741			
% of Total	16.45%	15.66%	16.07%	16.51%	18.89%	7.34%	9.08%			

Incoming Weekly Counts
Tithe Barn Lane (KL facing) January 2022

from Wed-Dec-15-2021-01-00-PM to Thu-Jan-13-2022-09-59-AM

	27/12/2021	to	02/01/2022							
	Monday	Tuesday	Wednesday	Thursday	Friday	Saturday	Sunday	Week	Weekend	Week Day 85%
Hour	27/12/2021	28/12/2021	29/12/2021	30/12/2021	31/12/2021	01/01/2022	02/01/2022	Day Avg	Avg	Avg Speed
0 - 1	12	13	15	14	3	45	3	11.4	24	40.68
1 - 2	9	8	6	3	10	31	8	7.2	19.5	37.76
2 - 3	3	2	3	3	3	20	5	2.8	12.5	45
3 - 4	7	5	4	3	2	8	2	4.2	5	37.66
4 - 5	2	2	7	2	3	3	2	3.2	2.5	41
5 - 6	14	9	15	19	16	3	7	14.6	5	39.22
6 - 7	24	22	37	36	32	13	10	30.2	11.5	37.3
7 - 8	33	37	65	61	73	33	31	53.8	32	36.9
8 - 9	47	65	101	98	92	38	37	80.6	37.5	36.78
9 - 10	85	93	109	124	120	58	84	106.2	71	35.68
10 - 11	97	130	151	158	161	88	100	139.4	94	35.52
11 - 12	147	152	181	193	178	121	158	170.2	139.5	36.32
12 - 13	137	174	200	197	208	150	166	183.2	158	36.18
13 - 14	113	176	178	190	214	155	164	174.2	159.5	36.12
14 - 15	137	176	188	185	208	130	154	178.8	142	35.92
15 - 16	146	174	182	170	216	143	141	177.6	142	35.94
16 - 17	135	159	180	190	219	139	160	176.6	149.5	35.16
17 - 18	134	125	163	172	181	107	104	155	105.5	35.5
18 - 19	101	118	139	157	159	116	96	134.8	106	36.08
19 - 20	94	120	120	105	130	83	90	113.8	86.5	35.9
20 - 21	85	75	73	67	93	57	60	78.6	58.5	37.38
21 - 22	45	46	55	45	59	34	39	50	36.5	36.6
22 - 23	26	38	31	44	38	25	32	35.4	28.5	36.5
23 - 24	22	14	21	25	12	8	14	18.8	11	39.92
Totals	1655	1933	2224	2261	2430	1608	1667			
% of Total	12.01%	14.03%	16.14%	16.41%	17.64%	11.67%	12.1%			

Incoming Weekly Counts
 Tithe Barn Lane (KL facing) January 2022

from Wed-Dec-15-2021-01-00-PM to Thu-Jan-13-2022-09-59-AM

	03/01/2022	to	09/01/2022							
	Monday	Tuesday	Wednesday	Thursday	Friday	Saturday	Sunday	Week	Weekend	Week Day 85%
Hour	03/01/2022	04/01/2022	05/01/2022	06/01/2022	07/01/2022	08/01/2022	09/01/2022	Day Avg	Avg	Avg Speed
0 - 1	10	5	0	0	0	0	0	3	0	38.75
1 - 2	2	4	0	0	0	0	0	1.2	0	34.15
2 - 3	5	1	0	0	0	0	0	1.2	0	39.4
3 - 4	2	7	0	0	0	0	0	1.8	0	47.5
4 - 5	4	10	0	0	0	0	0	2.8	0	38.65
5 - 6	18	30	0	0	0	0	0	9.6	0	38
6 - 7	28	85	0	0	0	0	0	22.6	0	38.7
7 - 8	52	183	0	0	0	0	0	47	0	35.1
8 - 9	70	224	0	0	0	0	0	58.8	0	34.7
9 - 10	93	46	0	0	0	0	0	27.8	0	35.25
10 - 11	110	0	0	0	0	0	0	22	0	35
11 - 12	154	0	0	0	0	0	0	30.8	0	36
12 - 13	169	0	0	0	0	0	0	33.8	0	36
13 - 14	212	0	0	0	0	0	0	42.4	0	35.8
14 - 15	187	0	0	0	0	0	0	37.4	0	35.4
15 - 16	196	0	0	0	0	0	0	39.2	0	36.2
16 - 17	168	0	0	0	0	0	0	33.6	0	36.3
17 - 18	125	0	0	0	0	0	0	25	0	35.6
18 - 19	110	0	0	0	0	0	0	22	0	37
19 - 20	90	0	0	0	0	0	0	18	0	34.8
20 - 21	48	0	0	0	0	0	0	9.6	0	35.8
21 - 22	51	0	0	0	0	0	0	10.2	0	36
22 - 23	28	0	0	0	0	0	0	5.6	0	40
23 - 24	14	0	0	0	0	0	0	2.8	0	43.3
Totals	1946	595	0	0	0	0	0			
% of Total	76.58%	23.42%	0%	0%	0%	0%	0%			

	10/01/2022	to	16/01/2022							
	Monday	Tuesday	Wednesday	Thursday	Friday	Saturday	Sunday	Week	Weekend	Week Day 85%
Hour	10/01/2022	11/01/2022	12/01/2022	13/01/2022	14/01/2022	15/01/2022	16/01/2022	Day Avg	Avg	Avg Speed
0 - 1	0	0	0	0	*	*	*	0	0	0
1 - 2	0	0	0	0	*	*	*	0	0	0
2 - 3	0	0	0	0	*	*	*	0	0	0
3 - 4	0	0	0	0	*	*	*	0	0	0
4 - 5	0	0	0	0	*	*	*	0	0	0
5 - 6	0	0	0	0	*	*	*	0	0	0
6 - 7	0	0	0	0	*	*	*	0	0	0
7 - 8	0	0	0	0	*	*	*	0	0	0
8 - 9	0	0	0	0	*	*	*	0	0	0
9 - 10	0	0	0	0	*	*	*	0	0	0
10 - 11	0	0	0	*	*	*	*	0	0	0
11 - 12	0	0	0	*	*	*	*	0	0	0
12 - 13	0	0	0	*	*	*	*	0	0	0
13 - 14	0	0	0	*	*	*	*	0	0	0
14 - 15	0	0	0	*	*	*	*	0	0	0
15 - 16	0	0	0	*	*	*	*	0	0	0
16 - 17	0	0	0	*	*	*	*	0	0	0
17 - 18	0	0	0	*	*	*	*	0	0	0
18 - 19	0	0	0	*	*	*	*	0	0	0
19 - 20	0	0	0	*	*	*	*	0	0	0
20 - 21	0	0	0	*	*	*	*	0	0	0
21 - 22	0	0	0	*	*	*	*	0	0	0
22 - 23	0	0	0	*	*	*	*	0	0	0
23 - 24	0	0	0	*	*	*	*	0	0	0
Totals	0	0	0	0	0	0	0			
% of Total	0%	0%	0%	0%	0%	0%	0%			

Hour	Dec 2021							Week Day Avg	Weekend Avg	Week Day 85% Avg Speed
	Monday	Tuesday	Wednesday	Thursday	Friday	Saturday	Sunday			
0 - 1	24	23	31	43	36	53	29	31.4	41	39.82
1 - 2	15	14	10	13	23	14	15	15	14.5	38.14
2 - 3	7	2	7	9	10	8	61	7	34.5	43
3 - 4	12	6	7	9	7	8	79	8.2	43.5	37.86
4 - 5	17	12	14	16	20	10	5	15.8	7.5	39.76
5 - 6	53	44	50	96	86	23	13	65.8	18	39.42
6 - 7	113	104	120	211	186	50	35	146.8	42.5	37.94
7 - 8	195	211	222	423	356	106	78	281.4	92	36.12
8 - 9	243	218	254	530	516	216	87	352.2	151.5	35.56
9 - 10	245	241	261	473	449	220	184	333.8	202	35.08
10 - 11	310	317	363	546	533	326	241	413.8	283.5	35.12
11 - 12	364	376	397	594	616	360	475	469.4	417.5	35.06
12 - 13	353	385	422	642	678	400	347	496	373.5	35.24
13 - 14	334	411	440	642	681	359	327	501.6	343	35.74
14 - 15	378	373	649	703	754	269	304	571.4	286.5	35.02
15 - 16	399	414	713	620	809	291	277	591	284	35.16
16 - 17	385	390	698	707	724	278	289	580.8	283.5	34.7
17 - 18	384	402	674	673	706	292	261	567.8	276.5	34.62
18 - 19	307	293	567	617	575	272	199	471.8	235.5	35.34
19 - 20	239	262	470	431	407	202	181	361.8	191.5	35.4
20 - 21	191	182	275	295	521	137	137	292.8	137	36.24
21 - 22	111	111	219	212	469	105	93	224.4	99	35.74
22 - 23	80	102	133	165	172	97	62	130.4	79.5	37.32
23 - 24	50	41	65	66	234	64	34	91.2	49	36.68
Totals	4809	4934	7061	8736	9568	4160	3813			
% of Total	11.16%	11.45%	16.39%	20.28%	22.21%	9.66%	8.85%			

Hour	Jan 2022							Week Day Avg	Weekend Avg	Week Day 85% Avg Speed
	Monday	Tuesday	Wednesday	Thursday	Friday	Saturday	Sunday			
0 - 1	10	5	0	0	0	45	3	3	24	38.75
1 - 2	2	4	0	0	0	31	8	1.2	19.5	34.15
2 - 3	5	1	0	0	0	20	5	1.2	12.5	39.4
3 - 4	2	7	0	0	0	8	2	1.8	5	47.5
4 - 5	4	10	0	0	0	3	2	2.8	2.5	38.65
5 - 6	18	30	0	0	0	3	7	9.6	5	38
6 - 7	28	85	0	0	0	13	10	22.6	11.5	38.7
7 - 8	52	183	0	0	0	33	31	47	32	35.1
8 - 9	70	224	0	0	0	38	37	58.8	37.5	34.7
9 - 10	93	46	0	0	0	58	84	27.8	71	35.25
10 - 11	110	0	0	0	0	88	100	22	94	35
11 - 12	154	0	0	0	0	121	158	30.8	139.5	36
12 - 13	169	0	0	0	0	150	166	33.8	158	36
13 - 14	212	0	0	0	0	155	164	42.4	159.5	35.8
14 - 15	187	0	0	0	0	130	154	37.4	142	35.4
15 - 16	196	0	0	0	0	143	141	39.2	142	36.2
16 - 17	168	0	0	0	0	139	160	33.6	149.5	36.3
17 - 18	125	0	0	0	0	107	104	25	105.5	35.6
18 - 19	110	0	0	0	0	116	96	22	106	37
19 - 20	90	0	0	0	0	83	90	18	86.5	34.8
20 - 21	48	0	0	0	0	57	60	9.6	58.5	35.8
21 - 22	51	0	0	0	0	34	39	10.2	36.5	36
22 - 23	28	0	0	0	0	25	32	5.6	28.5	40
23 - 24	14	0	0	0	0	8	14	2.8	11	43.3
Totals	1946	595	0	0	0	1608	1667			
% of Total	33.46%	10.23%	0%	0%	0%	27.65%	28.66%			

Incoming Weekly Speeds
Tithe Barn Lane (KL facing) January 2022

from Wed-Dec-15-2021-01-00-PM to Thu-Jan-13-2022-09-59-AM

	13/12/2021	to	19/12/2021							
	Monday	Tuesday	Wednesday	Thursday	Friday	Saturday	Sunday	Week	Weekend	Week Day 85%
Hour	13/12/2021	14/12/2021	15/12/2021	16/12/2021	17/12/2021	18/12/2021	19/12/2021	Day Avg	Avg	Avg Speed
0 - 1	*	*	*	32.79	34.17	37.41	30.65	33.32	33.53	38.25
1 - 2	*	*	*	35.75	32	32	33.88	33.25	32.88	40
2 - 3	*	*	*	37	25.33	31	29.62	31.17	30.15	45
3 - 4	*	*	*	29.5	35.75	37	33.82	32.62	34.67	34.15
4 - 5	*	*	*	32	31.7	34.22	37	31.83	35.08	38.15
5 - 6	*	*	*	33.48	31.87	31.9	32.08	32.75	31.97	39.2
6 - 7	*	*	*	32.32	31.54	31.92	31.42	31.95	31.76	37.9
7 - 8	*	*	*	30.18	30.86	31.29	32.02	30.51	31.6	36.1
8 - 9	*	*	*	29.01	28.79	31.07	31.02	28.9	31.06	34.3
9 - 10	*	*	*	28.31	28.71	30.51	31.4	28.51	30.89	34.2
10 - 11	*	*	*	29.93	26.99	30.54	31.42	28.49	30.87	33.95
11 - 12	*	*	*	28.27	25.36	30.61	31.42	26.77	30.95	32.95
12 - 13	*	*	*	29.39	28	30.13	29.83	28.67	29.99	34.2
13 - 14	*	*	30.31	29.01	30.54	29.15	29.27	29.8	29.2	36.33
14 - 15	*	*	29.22	29.28	29.04	30.82	30.44	29.17	30.64	34.3
15 - 16	*	*	27.27	29.37	29.04	29.31	28.66	28.47	29.02	33.9
16 - 17	*	*	27.73	28.37	29.52	29.24	29.78	28.53	29.5	34.03
17 - 18	*	*	29.22	28.82	28.89	29.62	30.03	28.97	29.8	34.43
18 - 19	*	*	28.51	28.68	29.45	29.45	29.35	28.91	29.41	35
19 - 20	*	*	30.06	29.78	29.71	30.03	29.81	29.86	29.93	35.33
20 - 21	*	*	30.11	29.39	29.75	30.15	30.27	29.73	30.21	36.23
21 - 22	*	*	28.7	31.04	31.18	31.88	30.25	30.29	31.21	36.47
22 - 23	*	*	30.95	31.84	29.84	29.98	31.38	30.91	30.38	37.77
23 - 24	*	*	29.58	32.19	31.9	29.94	33.8	31.3	31.08	37.53
Totals	0	0	321.6	735.8	720	748.9	748.6			
% of Total	0%	0%	9.82%	22.47%	21.99%	22.87%	22.86%			

Incoming Weekly Speeds
Tithe Barn Lane (KL facing) January 2022

from Wed-Dec-15-2021-01-00-PM to Thu-Jan-13-2022-09-59-AM

	20/12/2021	to	26/12/2021							
	Monday	Tuesday	Wednesday	Thursday	Friday	Saturday	Sunday	Week	Weekend	Week Day 85%
Hour	20/12/2021	21/12/2021	22/12/2021	23/12/2021	24/12/2021	25/12/2021	26/12/2021	Day Avg	Avg	Avg Speed
0 - 1	34.92	33.7	33.12	32	29.48	13.75	39.5	32.25	17.43	39.66
1 - 2	31.17	28.67	32.25	32.17	31	29	32	30.96	30.75	36.76
2 - 3	34.5	0	25.75	33.67	40.75	37	9.3	33.67	10.79	40
3 - 4	31	42	27	27	27	32	8.28	29.92	9.6	35.5
4 - 5	33.13	30.6	31.57	36.33	33.43	32	32	32.8	32	40.06
5 - 6	33.13	33.23	31.6	31.52	33.03	29.5	27	32.53	28.67	39.86
6 - 7	32.12	31.74	30.83	31.28	31.62	30.7	31.81	31.53	31.38	38.04
7 - 8	29.91	29.99	30.02	30.7	32.23	27.33	33	30.34	29.6	36.4
8 - 9	30.73	29.9	29.93	30.91	30.7	15.6	31.39	30.43	19.97	35.6
9 - 10	29.93	29.61	29.91	30.57	30.06	31.69	33.25	30.04	32.53	35.04
10 - 11	28.85	29.87	30.17	29.93	30.36	31.81	26.1	29.83	28.88	35.16
11 - 12	29.11	28.33	30.21	29.57	30.05	30.94	18.05	29.47	21.87	34.94
12 - 13	29.65	28.59	29.29	29.68	30.79	29.27	31.5	29.64	30.35	35.12
13 - 14	29.69	29.51	30.12	29.07	31	30.19	31.26	29.9	30.75	35.48
14 - 15	29.65	29.58	30.57	29.84	29.69	32.08	31.96	29.86	32.01	35.14
15 - 16	29.43	30.36	30.1	29.97	29.62	31.31	30.77	29.88	30.99	35.64
16 - 17	27.75	29.37	29.09	28.62	28.72	30.28	30.72	28.7	30.53	34.92
17 - 18	29.1	28.94	28.52	28.31	26.44	31.26	32.32	28.3	31.83	34.32
18 - 19	29.75	30.82	28.78	29.43	28.41	30.12	30.9	29.44	30.49	35.06
19 - 20	29.61	28.96	29.7	29.52	24.23	29.22	29.99	28.59	29.61	35.04
20 - 21	30.47	30.18	30.05	30.24	13.18	30.2	30.81	23.27	30.52	34.98
21 - 22	31.24	31.15	29.26	29.34	12.09	30.06	29.53	20.82	29.78	34.34
22 - 23	31.37	31.33	32.09	29.64	18.86	30.49	30.95	27.9	30.72	37.02
23 - 24	31.79	31.26	30.4	29.72	10.48	30.11	32.21	17.7	30.96	31.52
Totals	737.8	707.8	720.4	728.9	663.2	706	694.5			
% of Total	14.88%	14.27%	14.53%	14.7%	13.37%	14.24%	14.01%			

Incoming Weekly Speeds
Tithe Barn Lane (KL facing) January 2022

from Wed-Dec-15-2021-01-00-PM to Thu-Jan-13-2022-09-59-AM

	27/12/2021	to	02/01/2022							
	Monday	Tuesday	Wednesday	Thursday	Friday	Saturday	Sunday	Week	Weekend	Week Day 85%
Hour	27/12/2021	28/12/2021	29/12/2021	30/12/2021	31/12/2021	01/01/2022	02/01/2022	Day Avg	Avg	Avg Speed
0 - 1	32.92	33.92	32.53	31.79	30.33	29.47	38.67	32.63	30.04	40.68
1 - 2	31	29.62	34.5	28.67	31	31.19	31.38	31.08	31.23	37.76
2 - 3	40.33	44.5	34	30.33	33.67	32.45	28.2	36	31.6	45
3 - 4	26.57	30.2	30.75	30.33	34.5	33.25	32	29.52	33	37.66
4 - 5	24.5	34.5	34.14	39.5	35.33	28.67	44.5	33.87	35	41
5 - 6	32.14	36.78	31.8	31.32	31.31	33.67	30.71	32.25	31.6	39.22
6 - 7	31.75	31.86	29	31.53	30.78	32.38	30.7	30.83	31.65	37.3
7 - 8	30.67	31.24	30.42	30.41	29.97	32.36	30.52	30.44	31.47	36.9
8 - 9	30.81	31.65	30.65	30.37	30.35	30.95	31.35	30.69	31.15	36.78
9 - 10	26.12	29.41	29.5	31.43	30.54	30.33	31.32	29.63	30.92	35.68
10 - 11	30.96	30.15	29.56	29.75	30.72	30.01	31.22	30.18	30.65	35.52
11 - 12	30.58	30.89	30.03	30.12	30.63	30.67	30.93	30.43	30.82	36.32
12 - 13	31.07	30.79	30.81	29.98	29.7	30.85	31.16	30.42	31.01	36.18
13 - 14	30.59	30.07	30.67	29.65	29.86	31.43	30.94	30.12	31.18	36.12
14 - 15	31.34	30.48	29.43	30.64	30.27	30.77	30.44	30.37	30.59	35.92
15 - 16	30.08	30.33	30.22	30.68	29.85	30.08	30.96	30.22	30.51	35.94
16 - 17	30.19	29.86	30.03	28.36	29.68	30.24	29.74	29.58	29.97	35.16
17 - 18	31.4	30.28	29.73	29.31	30.01	30.25	29.62	30.08	29.94	35.5
18 - 19	29.06	31.79	29.74	29.87	30.48	30.84	30.06	30.2	30.49	36.08
19 - 20	30.43	29.79	29.46	29.74	30.33	30.72	32.8	29.94	31.8	35.9
20 - 21	27.74	31.41	29.92	30.3	30.82	31	31.32	30.01	31.16	37.38
21 - 22	30.89	30.87	29.91	29.69	30.78	30.03	30.31	30.43	30.18	36.6
22 - 23	31.54	30.68	29.94	29.09	30.97	30.96	33.31	30.34	32.28	36.5
23 - 24	33.95	34.21	28.86	31.92	32.5	35.12	33.29	32.13	33.95	39.92
Totals	736.7	765.3	735.5	734.8	744.4	747.8	765.4			
% of Total	14.09%	14.63%	14.06%	14.05%	14.23%	14.3%	14.64%			

Incoming Weekly Speeds
Tithe Barn Lane (KL facing) January 2022

from Wed-Dec-15-2021-01-00-PM to Thu-Jan-13-2022-09-59-AM

	03/01/2022	to	09/01/2022							
	Monday	Tuesday	Wednesday	Thursday	Friday	Saturday	Sunday	Week	Weekend	Week Day 85%
Hour	03/01/2022	04/01/2022	05/01/2022	06/01/2022	07/01/2022	08/01/2022	09/01/2022	Day Avg	Avg	Avg Speed
0 - 1	30	32	0	0	0	0	0	30.67	0	38.75
1 - 2	29.5	30.75	0	0	0	0	0	30.33	0	34.15
2 - 3	31	42	0	0	0	0	0	32.83	0	39.4
3 - 4	42	40	0	0	0	0	0	40.44	0	47.5
4 - 5	35.75	35.1	0	0	0	0	0	35.29	0	38.65
5 - 6	32.72	31.2	0	0	0	0	0	31.77	0	38
6 - 7	30.96	32.67	0	0	0	0	0	32.25	0	38.7
7 - 8	30.12	30.05	0	0	0	0	0	30.07	0	35.1
8 - 9	30.06	29.61	0	0	0	0	0	29.71	0	34.7
9 - 10	31.42	30.65	0	0	0	0	0	31.17	0	35.25
10 - 11	30.05	0	0	0	0	0	0	30.05	0	35
11 - 12	30.42	0	0	0	0	0	0	30.42	0	36
12 - 13	30.26	0	0	0	0	0	0	30.26	0	36
13 - 14	30.63	0	0	0	0	0	0	30.63	0	35.8
14 - 15	29.93	0	0	0	0	0	0	29.93	0	35.4
15 - 16	30.36	0	0	0	0	0	0	30.36	0	36.2
16 - 17	30.09	0	0	0	0	0	0	30.09	0	36.3
17 - 18	29.86	0	0	0	0	0	0	29.86	0	35.6
18 - 19	30.19	0	0	0	0	0	0	30.19	0	37
19 - 20	30	0	0	0	0	0	0	30	0	34.8
20 - 21	29.65	0	0	0	0	0	0	29.65	0	35.8
21 - 22	30.53	0	0	0	0	0	0	30.53	0	36
22 - 23	32.46	0	0	0	0	0	0	32.46	0	40
23 - 24	33.5	0	0	0	0	0	0	33.5	0	43.3
Totals	751.6	334.2	0	0	0	0	0			
% of Total	69.22%	30.78%	0%	0%	0%	0%	0%			

	10/01/2022	to	16/01/2022							
	Monday	Tuesday	Wednesday	Thursday	Friday	Saturday	Sunday	Week	Weekend	Week Day 85%
Hour	10/01/2022	11/01/2022	12/01/2022	13/01/2022	14/01/2022	15/01/2022	16/01/2022	Day Avg	Avg	Avg Speed
0 - 1	0	0	0	0	*	*	*	*	*	0
1 - 2	0	0	0	0	*	*	*	*	*	0
2 - 3	0	0	0	0	*	*	*	*	*	0
3 - 4	0	0	0	0	*	*	*	*	*	0
4 - 5	0	0	0	0	*	*	*	*	*	0
5 - 6	0	0	0	0	*	*	*	*	*	0
6 - 7	0	0	0	0	*	*	*	*	*	0
7 - 8	0	0	0	0	*	*	*	*	*	0
8 - 9	0	0	0	0	*	*	*	*	*	0
9 - 10	0	0	0	0	*	*	*	*	*	0
10 - 11	0	0	0	*	*	*	*	*	*	0
11 - 12	0	0	0	*	*	*	*	*	*	0
12 - 13	0	0	0	*	*	*	*	*	*	0
13 - 14	0	0	0	*	*	*	*	*	*	0
14 - 15	0	0	0	*	*	*	*	*	*	0
15 - 16	0	0	0	*	*	*	*	*	*	0
16 - 17	0	0	0	*	*	*	*	*	*	0
17 - 18	0	0	0	*	*	*	*	*	*	0
18 - 19	0	0	0	*	*	*	*	*	*	0
19 - 20	0	0	0	*	*	*	*	*	*	0
20 - 21	0	0	0	*	*	*	*	*	*	0
21 - 22	0	0	0	*	*	*	*	*	*	0
22 - 23	0	0	0	*	*	*	*	*	*	0
23 - 24	0	0	0	*	*	*	*	*	*	0
Totals	0	0	0	0	0	0	0			
% of Total	0%	0%	0%	0%	0%	0%	0%			

Incoming Monthly Speeds
Tithe Barn Lane (KL facing) January 2022

from Wed-Dec-15-2021-01-00-PM to Thu-Jan-13-2022-09-59-AM

Hour	Dec 2021							Week Day Avg	Weekend Avg	Week Day 85% Avg Speed
	Monday	Tuesday	Wednesday	Thursday	Friday	Saturday	Sunday			
0 - 1	33.92	33.83	32.84	32.28	31.11	21.34	32.48	32.6	25.28	39.82
1 - 2	31.07	29.21	33.6	32.46	31.35	30.93	33	31.39	32	38.14
2 - 3	37	44.5	29.29	33.67	34	33.25	11.97	34.17	14.43	43
3 - 4	28.42	32.17	29.14	29.22	34.14	34.5	11.84	30.24	13.92	37.86
4 - 5	32.12	31.25	32.86	34.56	32.85	34	36	32.8	34.67	39.76
5 - 6	32.87	33.95	31.66	32.42	32.2	31.7	31.69	32.52	31.69	39.42
6 - 7	32.04	31.77	30.27	31.86	31.44	31.68	31.6	31.51	31.65	37.94
7 - 8	30.04	30.21	30.14	30.38	30.94	29.94	32.32	30.41	30.95	36.12
8 - 9	30.75	30.42	30.22	29.76	29.51	25.27	31.15	29.97	26.96	35.56
9 - 10	28.61	29.54	29.74	29.96	29.68	30.79	32.01	29.59	31.34	35.08
10 - 11	29.51	29.98	29.91	29.88	29.4	30.94	29.04	29.72	30.13	35.12
11 - 12	29.7	29.36	30.13	29.37	28.82	30.73	22.81	29.4	26.22	35.06
12 - 13	30.2	29.59	30.01	29.68	29.56	29.79	30.53	29.76	30.14	35.24
13 - 14	30	29.75	30.35	29.22	30.5	29.49	30.08	29.96	29.77	35.74
14 - 15	30.26	30.01	29.71	29.84	29.58	31.19	31.05	29.82	31.11	35.02
15 - 16	29.67	30.35	28.88	29.95	29.45	29.82	29.45	29.58	29.64	35.16
16 - 17	28.61	29.57	28.82	28.45	29.29	29.56	30.15	28.92	29.86	34.7
17 - 18	29.9	29.35	29.08	28.76	28.37	30.16	31	28.98	30.56	34.62
18 - 19	29.52	31.21	28.91	29.28	29.44	29.67	29.96	29.5	29.79	35.34
19 - 20	29.93	29.34	29.78	29.68	28.27	29.69	29.9	29.37	29.79	35.4
20 - 21	29.26	30.69	30.04	29.93	20.21	30.17	30.5	26.5	30.33	36.24
21 - 22	31.1	31.04	29.24	29.97	17.33	31.07	29.84	24.76	30.49	35.74
22 - 23	31.42	31.09	31.11	30.32	25.11	30.18	31.11	29.36	30.54	37.32
23 - 24	32.74	32.27	29.66	31.15	14.45	30.02	32.91	22.64	31.02	36.68

Hour	Jan 2022							Week Day Avg	Weekend Avg	Week Day 85% Avg Speed
	Monday	Tuesday	Wednesday	Thursday	Friday	Saturday	Sunday			
0 - 1	30	32	0	0	0	29.47	38.67	30.67	30.04	38.75
1 - 2	29.5	30.75	0	0	0	31.19	31.38	30.33	31.23	34.15
2 - 3	31	42	0	0	0	32.45	28.2	32.83	31.6	39.4
3 - 4	42	40	0	0	0	33.25	32	40.44	33	47.5
4 - 5	35.75	35.1	0	0	0	28.67	44.5	35.29	35	38.65
5 - 6	32.72	31.2	0	0	0	33.67	30.71	31.77	31.6	38
6 - 7	30.96	32.67	0	0	0	32.38	30.7	32.25	31.65	38.7
7 - 8	30.12	30.05	0	0	0	32.36	30.52	30.07	31.47	35.1
8 - 9	30.06	29.61	0	0	0	30.95	31.35	29.71	31.15	34.7
9 - 10	31.42	30.65	0	0	0	30.33	31.32	31.17	30.92	35.25
10 - 11	30.05	0	0	0	0	30.01	31.22	30.05	30.65	35
11 - 12	30.42	0	0	0	0	30.67	30.93	30.42	30.82	36
12 - 13	30.26	0	0	0	0	30.85	31.16	30.26	31.01	36
13 - 14	30.63	0	0	0	0	31.43	30.94	30.63	31.18	35.8
14 - 15	29.93	0	0	0	0	30.77	30.44	29.93	30.59	35.4
15 - 16	30.36	0	0	0	0	30.08	30.96	30.36	30.51	36.2
16 - 17	30.09	0	0	0	0	30.24	29.74	30.09	29.97	36.3
17 - 18	29.86	0	0	0	0	30.25	29.62	29.86	29.94	35.6
18 - 19	30.19	0	0	0	0	30.84	30.06	30.19	30.49	37
19 - 20	30	0	0	0	0	30.72	32.8	30	31.8	34.8
20 - 21	29.65	0	0	0	0	31	31.32	29.65	31.16	35.8
21 - 22	30.53	0	0	0	0	30.03	30.31	30.53	30.18	36
22 - 23	32.46	0	0	0	0	30.96	33.31	32.46	32.28	40
23 - 24	33.5	0	0	0	0	35.12	33.29	33.5	33.95	43.3

Incoming Weekly EightyFifthSpeeds
Tithe Barn Lane (KL facing) January 2022

from Wed-Dec-15-2021-01-00-PM to Thu-Jan-13-2022-09-59-AM

	13/12/2021	to	19/12/2021							
	Monday	Tuesday	Wednesday	Thursday	Friday	Saturday	Sunday	Week	Weekend	Week Day 85%
Hour	13/12/2021	14/12/2021	15/12/2021	16/12/2021	17/12/2021	18/12/2021	19/12/2021	Day Avg	Avg	Avg Speed
0 - 1	*	*	*	37.5	39	43.3	39	38.25	41.15	38.25
1 - 2	*	*	*	40	40	45	40	40	42.5	40
2 - 3	*	*	*	50	40	37.5	35	45	36.25	45
3 - 4	*	*	*	30	38.3	38.8	42.5	34.15	40.65	34.15
4 - 5	*	*	*	37.5	38.8	40	40	38.15	40	38.15
5 - 6	*	*	*	39.6	38.8	40	39	39.2	39.5	39.2
6 - 7	*	*	*	38.3	37.5	36.7	38.8	37.9	37.75	37.9
7 - 8	*	*	*	36	36.2	38.8	39.1	36.1	38.95	36.1
8 - 9	*	*	*	34.5	34.1	36.8	36	34.3	36.4	34.3
9 - 10	*	*	*	34.5	33.9	36.1	37.5	34.2	36.8	34.2
10 - 11	*	*	*	34.9	33	35.9	37.2	33.95	36.55	33.95
11 - 12	*	*	*	33.9	32	36.4	37.8	32.95	37.1	32.95
12 - 13	*	*	*	34.5	33.9	35.4	35.4	34.2	35.4	34.2
13 - 14	*	*	37.5	34.6	36.9	34.3	34.9	36.33	34.6	36.33
14 - 15	*	*	34.2	34.5	34.2	37.1	36.6	34.3	36.85	34.3
15 - 16	*	*	33.2	34.3	34.2	34.7	34.4	33.9	34.55	33.9
16 - 17	*	*	33.4	33.9	34.8	35	34.9	34.03	34.95	34.03
17 - 18	*	*	34.4	34.3	34.6	35	35.8	34.43	35.4	34.43
18 - 19	*	*	35.2	34.2	35.6	34.4	34.8	35	34.6	35
19 - 20	*	*	36.1	35.2	34.7	36.2	36.9	35.33	36.55	35.33
20 - 21	*	*	36.9	35.4	36.4	35	35.6	36.23	35.3	36.23
21 - 22	*	*	34.2	37.9	37.3	38.8	35	36.47	36.9	36.47
22 - 23	*	*	36.9	40	36.4	35.7	35	37.77	35.35	37.77
23 - 24	*	*	35	38.8	38.8	35	39.3	37.53	37.15	37.53
Totals	0	0	387	874.3	869.4	891.9	890.5			
% of Total	0%	0%	9.89%	22.34%	22.22%	22.79%	22.76%			

	20/12/2021	to	26/12/2021							
	Monday	Tuesday	Wednesday	Thursday	Friday	Saturday	Sunday	Week	Weekend	Week Day 85%
Hour	20/12/2021	21/12/2021	22/12/2021	23/12/2021	24/12/2021	25/12/2021	26/12/2021	Day Avg	Avg	Avg Speed
0 - 1	43.3	40	39.2	38.3	37.5	33.8	55	39.66	44.4	39.66
1 - 2	42.5	35	33.8	35	37.5	32.5	40	36.76	36.25	36.76
2 - 3	35	0	30	45	50	65	9.7	40	37.35	40
3 - 4	37.5	45	35	30	30	35	9.5	35.5	22.25	35.5
4 - 5	40	40	38.8	39	42.5	35	35	40.06	35	40.06
5 - 6	39.5	41	40.8	39.2	38.8	35	30	39.86	32.5	39.86
6 - 7	38.5	38.2	37.8	36.9	38.8	40	38.8	38.04	39.4	38.04
7 - 8	36.4	35	34.7	37.2	38.7	37.5	38.3	36.4	37.9	36.4
8 - 9	35.6	34.6	35.2	36.2	36.4	35.7	37.8	35.6	36.75	35.6
9 - 10	34.6	34.7	35	35.5	35.4	37.8	38.8	35.04	38.3	35.04
10 - 11	35.2	35.4	34.9	34.7	35.6	37.8	36.3	35.16	37.05	35.16
11 - 12	34.5	34	36	34.4	35.8	36.2	34.3	34.94	35.25	34.94
12 - 13	34.9	34.1	34.4	35.5	36.7	35.8	37.6	35.12	36.7	35.12
13 - 14	35.8	34.5	35.2	34.7	37.2	38.1	37.3	35.48	37.7	35.48
14 - 15	34.5	34.8	35.7	34.9	35.8	38.5	37.9	35.14	38.2	35.14
15 - 16	34.8	35.5	35.9	36.1	35.9	37.1	35.8	35.64	36.45	35.64
16 - 17	34.3	34.9	35.6	34.9	34.9	34.8	37.3	34.92	36.05	34.92
17 - 18	34.3	34.5	34.5	34.3	34	37.4	38.1	34.32	37.75	34.32
18 - 19	34.7	35	34.5	35.9	35.2	35.7	37.5	35.06	36.6	35.06
19 - 20	35.3	34.7	36.2	34.6	34.4	35	36.7	35.04	35.85	35.04
20 - 21	36.1	37.2	38.3	34.9	28.4	34.5	35.7	34.98	35.1	34.98
21 - 22	37.5	37.5	34.8	35.4	26.5	37.5	37.5	34.34	37.5	34.34
22 - 23	38.3	37.1	37.5	38	34.2	34.7	37	37.02	35.85	37.02
23 - 24	37.5	38.1	34.6	37.5	9.9	35	40	31.52	37.5	31.52
Totals	880.6	840.8	858.4	868.1	840.1	895.4	851.9			
% of Total	14.59%	13.93%	14.22%	14.38%	13.92%	14.84%	14.12%			

	27/12/2021	to	02/01/2022							
	Monday	Tuesday	Wednesday	Thursday	Friday	Saturday	Sunday	Week	Weekend	Week Day 85%
Hour	27/12/2021	28/12/2021	29/12/2021	30/12/2021	31/12/2021	01/01/2022	02/01/2022	Day Avg	Avg	Avg Speed
0 - 1	40	39.2	41.7	37.5	45	37	55	40.68	46	40.68
1 - 2	40	33.8	40	35	40	39	40	37.76	39.5	37.76
2 - 3	45	50	50	40	40	40	32.5	45	36.25	45
3 - 4	35	35	33.3	45	40	42.5	40	37.66	41.25	37.66
4 - 5	35	40	40	45	45	40	50	41	45	41
5 - 6	39	42.5	38.3	37.5	38.8	40	37.5	39.22	38.75	39.22
6 - 7	38.3	37.5	34.6	38.6	37.5	39	36.7	37.3	37.85	37.3
7 - 8	37.9	38	35.8	37	35.8	38.6	36	36.9	37.3	36.9
8 - 9	37	37.9	38	36.4	34.6	36.7	38.3	36.78	37.5	36.78
9 - 10	34.8	34.5	35.9	37.4	35.8	35.9	37.4	35.68	36.65	35.68
10 - 11	36.3	35.3	34.6	34.7	36.7	35.7	36.3	35.52	36	35.52
11 - 12	37.1	36.6	34.9	36.6	36.4	35.3	36.9	36.32	36.1	36.32
12 - 13	37.2	37.3	36.9	35	34.5	37.3	38.5	36.18	37.9	36.18
13 - 14	36.7	36	36.8	35.2	35.9	37.2	36.5	36.12	36.85	36.12
14 - 15	37.2	36.1	34.5	35.6	36.2	37.2	36.1	35.92	36.65	35.92
15 - 16	36.5	35	36.1	36.9	35.2	35.3	36.4	35.94	35.85	35.94
16 - 17	34.9	35.2	36.8	34.2	34.7	35.3	35.5	35.16	35.4	35.16
17 - 18	36.2	34.8	35.7	34.9	35.9	37.4	36.2	35.5	36.8	35.5
18 - 19	36	38	34.6	35.6	36.2	36.2	35	36.08	35.6	36.08
19 - 20	35	36.4	36.1	34.5	37.5	36.5	38.8	35.9	37.65	35.9
20 - 21	34.4	38.7	37.2	38.2	38.4	38.6	38.6	37.38	38.6	37.38
21 - 22	37.1	37.5	36.9	34.5	37	39	38.1	36.6	38.55	36.6
22 - 23	37.9	37.9	34.6	34.6	37.5	37	38.6	36.5	37.8	36.5
23 - 24	44	43.3	34.3	38	40	42.5	45	39.92	43.75	39.92
Totals	898.5	906.5	887.6	887.9	904.6	909.2	929.9			
% of Total	14.21%	14.33%	14.03%	14.04%	14.3%	14.38%	14.7%			

	03/01/2022	to	09/01/2022							
	Monday	Tuesday	Wednesday	Thursday	Friday	Saturday	Sunday	Week	Weekend	Week Day 85%
Hour	03/01/2022	04/01/2022	05/01/2022	06/01/2022	07/01/2022	08/01/2022	09/01/2022	Day Avg	Avg	Avg Speed
0 - 1	42.5	35	0	0	0	0	0	38.75	0	38.75
1 - 2	35	33.3	0	0	0	0	0	34.15	0	34.15
2 - 3	33.8	45	0	0	0	0	0	39.4	0	39.4
3 - 4	50	45	0	0	0	0	0	47.5	0	47.5
4 - 5	38.3	39	0	0	0	0	0	38.65	0	38.65
5 - 6	38	38	0	0	0	0	0	38	0	38
6 - 7	38.5	38.9	0	0	0	0	0	38.7	0	38.7
7 - 8	35.6	34.6	0	0	0	0	0	35.1	0	35.1
8 - 9	34.8	34.6	0	0	0	0	0	34.7	0	34.7
9 - 10	35.8	34.7	0	0	0	0	0	35.25	0	35.25
10 - 11	35	0	0	0	0	0	0	35	0	35
11 - 12	36	0	0	0	0	0	0	36	0	36
12 - 13	36	0	0	0	0	0	0	36	0	36
13 - 14	35.8	0	0	0	0	0	0	35.8	0	35.8
14 - 15	35.4	0	0	0	0	0	0	35.4	0	35.4
15 - 16	36.2	0	0	0	0	0	0	36.2	0	36.2
16 - 17	36.3	0	0	0	0	0	0	36.3	0	36.3
17 - 18	35.6	0	0	0	0	0	0	35.6	0	35.6
18 - 19	37	0	0	0	0	0	0	37	0	37
19 - 20	34.8	0	0	0	0	0	0	34.8	0	34.8
20 - 21	35.8	0	0	0	0	0	0	35.8	0	35.8
21 - 22	36	0	0	0	0	0	0	36	0	36
22 - 23	40	0	0	0	0	0	0	40	0	40
23 - 24	43.3	0	0	0	0	0	0	43.3	0	43.3
Totals	895.5	378.1	0	0	0	0	0			
% of Total	70.31%	29.69%	0%	0%	0%	0%	0%			

	10/01/2022	to	16/01/2022							
	Monday	Tuesday	Wednesday	Thursday	Friday	Saturday	Sunday	Week	Weekend	Week Day 85%
Hour	10/01/2022	11/01/2022	12/01/2022	13/01/2022	14/01/2022	15/01/2022	16/01/2022	Day Avg	Avg	Avg Speed
0 - 1	0	0	0	0	*	*	*	0	0	0
1 - 2	0	0	0	0	*	*	*	0	0	0
2 - 3	0	0	0	0	*	*	*	0	0	0
3 - 4	0	0	0	0	*	*	*	0	0	0
4 - 5	0	0	0	0	*	*	*	0	0	0
5 - 6	0	0	0	0	*	*	*	0	0	0
6 - 7	0	0	0	0	*	*	*	0	0	0
7 - 8	0	0	0	0	*	*	*	0	0	0
8 - 9	0	0	0	0	*	*	*	0	0	0
9 - 10	0	0	0	0	*	*	*	0	0	0
10 - 11	0	0	0	*	*	*	*	0	0	0
11 - 12	0	0	0	*	*	*	*	0	0	0
12 - 13	0	0	0	*	*	*	*	0	0	0
13 - 14	0	0	0	*	*	*	*	0	0	0
14 - 15	0	0	0	*	*	*	*	0	0	0
15 - 16	0	0	0	*	*	*	*	0	0	0
16 - 17	0	0	0	*	*	*	*	0	0	0
17 - 18	0	0	0	*	*	*	*	0	0	0
18 - 19	0	0	0	*	*	*	*	0	0	0
19 - 20	0	0	0	*	*	*	*	0	0	0
20 - 21	0	0	0	*	*	*	*	0	0	0
21 - 22	0	0	0	*	*	*	*	0	0	0
22 - 23	0	0	0	*	*	*	*	0	0	0
23 - 24	0	0	0	*	*	*	*	0	0	0
Totals	0	0	0	0	0	0	0			
% of Total	0%	0%	0%	0%	0%	0%	0%			

Hour	Dec 2021							Week Day Avg	Weekend Avg	Week Day 85% Avg Speed
	Monday	Tuesday	Wednesday	Thursday	Friday	Saturday	Sunday			
0 - 1	42.5	40	39.4	38.3	38.9	39.4	41.7	39.82	40.55	39.82
1 - 2	41.7	34	35	40	40	35	40	38.14	37.5	38.14
2 - 3	45	50	35	45	40	40	25	43	32.5	43
3 - 4	36.7	40	33.8	40	38.8	39	22.5	37.86	30.75	37.86
4 - 5	38.8	40	39.4	39.4	41.2	38.8	40	39.76	39.4	39.76
5 - 6	39.4	40.7	39	39.2	38.8	40	39	39.42	39.5	39.42
6 - 7	38.5	37.9	37.2	38	38.1	38	38.8	37.94	38.4	37.94
7 - 8	36.8	35.6	34.9	36.5	36.8	38.1	38.8	36.12	38.45	36.12
8 - 9	35.9	35.4	36.7	35.1	34.7	36.6	37.1	35.56	36.85	35.56
9 - 10	34.7	34.7	35.4	35.8	34.8	36.6	38	35.08	37.3	35.08
10 - 11	35.7	35.3	34.8	34.8	35	36.7	36.8	35.12	36.75	35.12
11 - 12	35.5	34.8	35.4	34.7	34.9	36.3	36	35.06	36.15	35.06
12 - 13	35.8	35.3	35.3	35	34.8	35.5	36.5	35.24	36	35.24
13 - 14	36.1	34.9	36.2	34.8	36.7	34.9	36.2	35.74	35.55	35.74
14 - 15	35.2	35.4	34.7	34.9	34.9	37.7	37.3	35.02	37.5	35.02
15 - 16	35.5	35.3	34.6	35.6	34.8	35.1	34.8	35.16	34.95	35.16
16 - 17	34.6	35.1	34.7	34.3	34.8	34.9	36	34.7	35.45	34.7
17 - 18	34.7	34.7	34.6	34.5	34.6	36	37.1	34.62	36.55	34.62
18 - 19	34.9	36.5	34.7	34.9	35.7	34.7	36.1	35.34	35.4	35.34
19 - 20	35.2	35.6	36.2	34.8	35.2	35.6	36.8	35.4	36.2	35.4
20 - 21	35.4	37.9	37.5	36.1	34.3	34.8	35.6	36.24	35.2	36.24
21 - 22	37.4	37.5	34.9	36.2	32.7	38.3	36.1	35.74	37.2	35.74
22 - 23	38.1	37.6	36.5	38.6	35.8	35	37.1	37.32	36.05	37.32
23 - 24	40.8	39.6	34.6	38.1	30.3	34.8	39.5	36.68	37.15	36.68

Hour	Jan 2022							Week Day Avg	Weekend Avg	Week Day 85% Avg Speed
	Monday	Tuesday	Wednesday	Thursday	Friday	Saturday	Sunday			
0 - 1	42.5	35	0	0	0	37	55	38.75	46	38.75
1 - 2	35	33.3	0	0	0	39	40	34.15	39.5	34.15
2 - 3	33.8	45	0	0	0	40	32.5	39.4	36.25	39.4
3 - 4	50	45	0	0	0	42.5	40	47.5	41.25	47.5
4 - 5	38.3	39	0	0	0	40	50	38.65	45	38.65
5 - 6	38	38	0	0	0	40	37.5	38	38.75	38
6 - 7	38.5	38.9	0	0	0	39	36.7	38.7	37.85	38.7
7 - 8	35.6	34.6	0	0	0	38.6	36	35.1	37.3	35.1
8 - 9	34.8	34.6	0	0	0	36.7	38.3	34.7	37.5	34.7
9 - 10	35.8	34.7	0	0	0	35.9	37.4	35.25	36.65	35.25
10 - 11	35	0	0	0	0	35.7	36.3	35	36	35
11 - 12	36	0	0	0	0	35.3	36.9	36	36.1	36
12 - 13	36	0	0	0	0	37.3	38.5	36	37.9	36
13 - 14	35.8	0	0	0	0	37.2	36.5	35.8	36.85	35.8
14 - 15	35.4	0	0	0	0	37.2	36.1	35.4	36.65	35.4
15 - 16	36.2	0	0	0	0	35.3	36.4	36.2	35.85	36.2
16 - 17	36.3	0	0	0	0	35.3	35.5	36.3	35.4	36.3
17 - 18	35.6	0	0	0	0	37.4	36.2	35.6	36.8	35.6
18 - 19	37	0	0	0	0	36.2	35	37	35.6	37
19 - 20	34.8	0	0	0	0	36.5	38.8	34.8	37.65	34.8
20 - 21	35.8	0	0	0	0	38.6	38.6	35.8	38.6	35.8
21 - 22	36	0	0	0	0	39	38.1	36	38.55	36
22 - 23	40	0	0	0	0	37	38.6	40	37.8	40
23 - 24	43.3	0	0	0	0	42.5	45	43.3	43.75	43.3

Starting Hour	Count	Average Speed of all Traffic	Violator Counts	Average Speed of Violators
00:00:00	0	N/A	N/A	N/A
01:00:00	0	N/A	N/A	N/A
02:00:00	0	N/A	N/A	N/A
03:00:00	0	N/A	N/A	N/A
04:00:00	0	N/A	N/A	N/A
05:00:00	0	N/A	N/A	N/A
06:00:00	0	N/A	N/A	N/A
07:00:00	0	N/A	N/A	N/A
08:00:00	0	N/A	N/A	N/A
09:00:00	0	N/A	N/A	N/A
10:00:00	0	N/A	N/A	N/A
11:00:00	0	N/A	N/A	N/A
12:00:00	0	N/A	N/A	N/A
13:00:00	11	15.2	2	42.5
14:00:00	257	6.7	28	38.9
15:00:00	297	5.4	20	38.5
16:00:00	266	5.8	14	38.2
17:00:00	267	5.9	25	38.5
18:00:00	222	8.0	35	38.4
19:00:00	190	8.9	36	38.5
20:00:00	89	14.5	22	38.0
21:00:00	83	12.1	9	40.3
22:00:00	55	16.5	10	39.5
23:00:00	19	22.4	4	37.5
00:00:00	19	23.9	4	38.8
01:00:00	4	36.3	3	39.2
02:00:00	4	37.5	2	42.5
03:00:00	4	30.0	1	37.5
04:00:00	8	32.5	2	37.5
05:00:00	44	23.6	19	39.6
06:00:00	97	12.6	31	38.8
07:00:00	219	7.6	43	38.2
08:00:00	291	5.8	38	38.4
09:00:00	191	8.1	20	38.8
10:00:00	170	8.9	24	38.3
11:00:00	176	8.3	16	37.8
12:00:00	197	8.5	25	38.7
13:00:00	220	7.7	28	38.9
14:00:00	259	7.1	26	39.4
15:00:00	224	6.2	29	38.0
16:00:00	254	6.0	22	38.4
17:00:00	263	7.3	27	39.5
18:00:00	220	7.6	22	38.9
19:00:00	180	8.7	26	38.5
20:00:00	114	12.1	18	39.4
21:00:00	70	16.4	16	38.4
22:00:00	63	21.8	21	40.4
23:00:00	20	27.4	6	40.0
00:00:00	9	34.2	4	38.8
01:00:00	10	29.3	4	38.8
02:00:00	4	28.8	2	37.5

Starting Hour	Count	Average Speed of all Traffic	Violator Counts	Average Speed of Violators
03:00:00	3	35.8	2	37.5
04:00:00	10	24.0	5	37.5
05:00:00	37	21.4	13	40.2
06:00:00	90	15.9	22	40.0
07:00:00	203	6.4	34	37.6
08:00:00	312	5.6	34	38.5
09:00:00	174	8.3	16	38.1
10:00:00	173	8.3	13	39.0
11:00:00	182	7.6	10	39.5
12:00:00	212	8.1	18	39.4
13:00:00	216	7.7	45	38.4
14:00:00	304	5.5	33	38.0
15:00:00	308	5.1	29	38.0
16:00:00	262	6.5	38	38.8
17:00:00	298	5.5	34	37.9
18:00:00	257	7.4	46	38.4
19:00:00	162	8.2	19	38.6
20:00:00	121	13.3	20	39.5
21:00:00	78	15.8	17	38.7
22:00:00	59	18.7	12	39.6
23:00:00	32	22.2	10	39.5
00:00:00	17	33.7	13	41.0
01:00:00	10	32.5	2	47.5
02:00:00	5	31.5	2	37.5
03:00:00	3	37.5	3	37.5
04:00:00	10	35.0	6	39.2
05:00:00	18	30.3	6	40.8
06:00:00	37	21.4	7	41.1
07:00:00	67	16.7	15	39.5
08:00:00	122	11.9	29	38.9
09:00:00	175	9.2	29	38.9
10:00:00	225	7.6	44	38.9
11:00:00	221	7.5	42	38.5
12:00:00	253	6.4	43	37.7
13:00:00	233	6.5	20	38.5
14:00:00	206	8.4	45	39.1
15:00:00	209	7.2	30	38.3
16:00:00	193	8.1	30	38.3
17:00:00	194	8.7	27	38.4
18:00:00	183	8.0	21	38.7
19:00:00	130	10.5	22	39.8
20:00:00	87	14.3	13	38.3
21:00:00	61	19.9	19	39.3
22:00:00	57	17.4	10	39.0
23:00:00	35	20.5	5	42.5
00:00:00	27	24.2	7	38.9
01:00:00	7	31.8	2	37.5
02:00:00	9	30.0	2	47.5
03:00:00	10	34.5	5	41.5
04:00:00	5	36.5	3	39.2
05:00:00	11	28.2	5	37.5

Starting Hour	Count	Average Speed of all Traffic	Violator Counts	Average Speed of Violators
06:00:00	18	25.0	6	40.0
07:00:00	48	21.7	15	39.5
08:00:00	60	18.1	9	40.8
09:00:00	115	12.3	29	39.1
10:00:00	132	11.4	31	38.6
11:00:00	172	9.3	44	38.6
12:00:00	191	8.9	33	38.9
13:00:00	189	8.4	30	38.5
14:00:00	185	9.5	32	39.8
15:00:00	188	7.9	22	38.2
16:00:00	173	8.8	24	38.3
17:00:00	144	10.3	23	39.0
18:00:00	133	10.6	17	38.7
19:00:00	88	15.6	17	38.4
20:00:00	83	15.6	18	39.7
21:00:00	48	15.5	6	38.3
22:00:00	24	23.5	4	40.0
23:00:00	14	28.9	7	38.2
00:00:00	12	35.0	6	40.8
01:00:00	8	32.5	3	42.5
02:00:00	3	37.5	1	52.5
03:00:00	6	30.8	2	37.5
04:00:00	13	25.0	5	40.5
05:00:00	39	24.6	17	39.9
06:00:00	83	16.7	25	39.3
07:00:00	155	10.6	26	39.2
08:00:00	199	7.6	33	38.0
09:00:00	154	9.1	21	38.7
10:00:00	215	7.7	31	38.1
11:00:00	214	8.9	25	39.9
12:00:00	222	7.5	32	38.8
13:00:00	216	7.2	39	38.3
14:00:00	234	6.6	26	38.7
15:00:00	252	6.4	35	38.5
16:00:00	253	7.0	28	38.4
17:00:00	256	5.8	27	37.9
18:00:00	211	7.8	29	38.2
19:00:00	150	9.5	22	39.3
20:00:00	107	11.8	16	38.1
21:00:00	71	14.7	24	37.7
22:00:00	53	21.3	12	42.1
23:00:00	30	21.7	6	40.0
00:00:00	8	25.6	2	42.5
01:00:00	8	31.9	3	40.8
02:00:00	0	N/A	N/A	N/A
03:00:00	1	42.5	1	42.5
04:00:00	7	24.3	5	38.5
05:00:00	35	26.6	13	40.6
06:00:00	78	16.5	24	38.5
07:00:00	168	9.0	26	39.2
08:00:00	154	8.5	15	38.8

Starting Hour	Count	Average Speed of all Traffic	Violator Counts	Average Speed of Violators
09:00:00	151	9.9	20	38.8
10:00:00	179	8.8	26	38.3
11:00:00	228	6.7	26	38.3
12:00:00	208	7.4	21	40.1
13:00:00	233	6.9	26	38.5
14:00:00	198	8.4	29	38.5
15:00:00	233	7.7	34	39.9
16:00:00	232	7.5	38	38.8
17:00:00	278	6.2	36	38.3
18:00:00	188	7.8	27	38.2
19:00:00	142	10.0	19	38.8
20:00:00	111	14.3	22	38.9
21:00:00	65	18.2	19	38.8
22:00:00	66	15.3	13	39.4
23:00:00	29	25.1	11	38.0
00:00:00	15	28.2	7	38.2
01:00:00	6	21.7	0	0.0
02:00:00	3	25.8	0	0.0
03:00:00	4	27.5	0	0.0
04:00:00	7	21.1	4	37.5
05:00:00	33	23.5	8	41.3
06:00:00	76	16.1	21	38.0
07:00:00	155	9.1	24	38.5
08:00:00	154	9.6	22	38.0
09:00:00	147	10.2	24	38.5
10:00:00	209	7.8	29	38.5
11:00:00	219	7.4	40	38.0
12:00:00	216	7.6	24	39.4
13:00:00	233	6.8	36	38.8
14:00:00	208	6.7	30	38.2
15:00:00	226	7.6	43	38.7
16:00:00	251	7.2	38	38.6
17:00:00	243	7.0	33	38.9
18:00:00	225	7.8	29	39.1
19:00:00	164	9.7	28	38.8
20:00:00	118	14.3	31	39.3
21:00:00	91	13.8	15	38.2
22:00:00	49	19.7	10	41.5
23:00:00	27	22.8	3	37.5
00:00:00	12	29.8	4	38.8
01:00:00	5	28.0	1	47.5
02:00:00	4	31.3	1	42.5
03:00:00	2	27.5	0	0.0
04:00:00	5	29.0	4	37.5
05:00:00	31	25.8	10	39.5
06:00:00	58	16.6	13	39.4
07:00:00	129	12.0	29	39.7
08:00:00	138	9.5	22	38.6
09:00:00	173	8.4	29	38.7
10:00:00	217	7.5	30	38.7
11:00:00	222	7.1	24	38.5

Starting Hour	Count	Average Speed of all Traffic	Violator Counts	Average Speed of Violators
12:00:00	237	7.0	35	38.6
13:00:00	229	7.6	33	38.7
14:00:00	256	6.5	36	38.5
15:00:00	239	7.0	45	38.4
16:00:00	251	6.9	37	38.0
17:00:00	239	7.1	25	38.7
18:00:00	246	7.3	44	38.6
19:00:00	165	8.7	21	38.2
20:00:00	122	10.7	17	39.3
21:00:00	100	13.3	16	39.1
22:00:00	59	17.6	13	39.0
23:00:00	24	26.3	8	40.0
00:00:00	25	18.6	6	38.3
01:00:00	5	31.5	2	37.5
02:00:00	4	41.3	2	50.0
03:00:00	1	27.5	0	0.0
04:00:00	7	33.9	3	40.8
05:00:00	27	25.0	10	39.5
06:00:00	52	21.6	19	38.6
07:00:00	70	18.3	24	39.2
08:00:00	110	12.0	24	37.9
09:00:00	165	9.1	26	38.3
10:00:00	190	7.7	33	38.0
11:00:00	262	6.3	40	38.5
12:00:00	243	7.3	54	38.5
13:00:00	253	7.4	57	39.0
14:00:00	230	7.6	42	39.0
15:00:00	276	7.0	43	38.9
16:00:00	253	7.2	34	39.9
17:00:00	222	6.7	25	37.9
18:00:00	182	8.0	27	38.2
19:00:00	109	11.8	15	38.5
20:00:00	302	4.6	18	39.4
21:00:00	358	3.1	11	40.2
22:00:00	86	9.9	11	37.5
23:00:00	174	3.7	5	37.5
00:00:00	55	7.0	4	40.0
01:00:00	5	29.5	0	0.0
02:00:00	3	37.5	2	50.0
03:00:00	4	32.5	1	37.5
04:00:00	1	32.5	0	0.0
05:00:00	0	N/A	N/A	N/A
06:00:00	9	30.6	4	40.0
07:00:00	34	22.6	7	38.9
08:00:00	75	9.9	13	39.8
09:00:00	58	17.9	9	40.3
10:00:00	92	14.5	28	38.2
11:00:00	132	9.9	25	38.3
12:00:00	160	10.7	29	39.2
13:00:00	117	14.7	24	41.3
14:00:00	86	14.9	26	39.4

Starting Hour	Count	Average Speed of all Traffic	Violator Counts	Average Speed of Violators
15:00:00	71	16.5	14	39.3
16:00:00	82	14.8	14	40.7
17:00:00	99	13.5	21	39.2
18:00:00	89	13.8	17	37.8
19:00:00	84	14.9	12	38.3
20:00:00	56	15.6	7	37.5
21:00:00	45	22.9	9	40.3
22:00:00	38	22.3	6	44.2
23:00:00	27	22.8	4	38.8
00:00:00	8	30.3	3	44.2
01:00:00	6	35.0	2	47.5
02:00:00	30	8.3	3	39.2
03:00:00	93	1.1	1	37.5
04:00:00	1	32.5	0	0.0
05:00:00	1	27.5	0	0.0
06:00:00	10	33.5	3	39.2
07:00:00	29	25.9	10	39.5
08:00:00	27	22.7	9	38.1
09:00:00	57	19.0	19	39.1
10:00:00	98	14.0	24	37.9
11:00:00	313	4.7	36	38.6
12:00:00	140	11.7	32	39.4
13:00:00	137	10.6	31	38.6
14:00:00	122	12.2	41	38.2
15:00:00	106	14.3	22	39.8
16:00:00	109	12.4	25	38.7
17:00:00	114	11.7	28	38.8
18:00:00	86	13.2	26	38.8
19:00:00	86	16.1	14	40.0
20:00:00	57	19.4	13	40.2
21:00:00	54	18.1	10	41.5
22:00:00	36	18.9	9	37.5
23:00:00	24	24.4	7	40.4
00:00:00	11	30.5	3	42.5
01:00:00	10	29.3	3	39.2
02:00:00	3	40.8	3	40.8
03:00:00	2	30.0	0	0.0
04:00:00	7	18.9	1	37.5
05:00:00	14	27.5	6	38.3
06:00:00	20	29.0	8	38.8
07:00:00	34	23.6	9	38.6
08:00:00	48	18.6	11	38.0
09:00:00	83	14.3	10	39.5
10:00:00	94	13.4	20	39.0
11:00:00	142	11.0	32	38.4
12:00:00	134	11.6	30	39.7
13:00:00	111	12.3	26	38.5
14:00:00	143	10.4	30	38.7
15:00:00	141	10.5	30	38.3
16:00:00	140	11.4	21	39.2
17:00:00	137	10.8	25	38.9

Starting Hour	Count	Average Speed of all Traffic	Violator Counts	Average Speed of Violators
18:00:00	103	13.1	16	38.4
19:00:00	94	13.0	15	40.2
20:00:00	84	12.2	11	38.0
21:00:00	52	16.1	12	38.8
22:00:00	26	21.5	8	38.1
23:00:00	21	28.2	8	43.8
00:00:00	13	33.7	6	38.3
01:00:00	7	27.1	1	37.5
02:00:00	4	37.5	2	45.0
03:00:00	5	24.0	1	37.5
04:00:00	2	35.0	1	37.5
05:00:00	7	25.4	4	37.5
06:00:00	22	27.3	6	41.7
07:00:00	32	25.5	7	39.6
08:00:00	62	17.9	17	39.6
09:00:00	96	13.5	13	38.7
10:00:00	125	11.4	21	38.5
11:00:00	150	10.2	28	38.9
12:00:00	171	10.0	41	38.8
13:00:00	177	8.8	27	39.2
14:00:00	180	8.1	35	38.2
15:00:00	177	8.8	25	38.9
16:00:00	157	9.5	27	38.1
17:00:00	127	10.2	16	38.8
18:00:00	119	13.8	32	39.8
19:00:00	117	11.6	22	38.2
20:00:00	80	18.0	24	39.8
21:00:00	50	20.8	12	40.0
22:00:00	36	22.6	7	38.2
23:00:00	18	34.3	11	41.1
00:00:00	13	26.2	5	40.5
01:00:00	7	32.5	2	40.0
02:00:00	4	26.9	1	47.5
03:00:00	4	31.3	0	0.0
04:00:00	7	34.6	5	38.5
05:00:00	14	28.2	4	38.8
06:00:00	32	21.8	5	38.5
07:00:00	65	15.9	11	37.5
08:00:00	104	13.4	30	38.7
09:00:00	98	13.5	18	38.1
10:00:00	150	9.5	19	38.8
11:00:00	178	8.6	23	38.2
12:00:00	201	8.0	44	38.4
13:00:00	186	8.9	35	38.8
14:00:00	182	7.6	24	38.1
15:00:00	182	8.9	32	38.6
16:00:00	183	8.7	37	38.2
17:00:00	161	10.0	32	38.4
18:00:00	137	9.5	15	38.2
19:00:00	126	11.5	21	38.7
20:00:00	78	15.4	20	38.5

Starting Hour	Count	Average Speed of all Traffic	Violator Counts	Average Speed of Violators
21:00:00	53	20.2	10	39.0
22:00:00	36	20.6	7	38.2
23:00:00	22	23.1	2	40.0
00:00:00	15	25.7	3	42.5
01:00:00	3	29.2	0	0.0
02:00:00	2	32.5	1	37.5
03:00:00	4	30.0	1	42.5
04:00:00	2	40.0	2	40.0
05:00:00	18	28.9	6	37.5
06:00:00	33	21.2	9	39.2
07:00:00	60	19.9	14	38.6
08:00:00	97	12.0	18	38.3
09:00:00	119	12.2	27	38.4
10:00:00	159	9.5	26	39.2
11:00:00	188	9.3	37	38.6
12:00:00	192	8.9	30	38.5
13:00:00	184	8.2	31	38.5
14:00:00	203	8.2	30	38.7
15:00:00	166	9.7	37	38.3
16:00:00	190	7.5	21	38.0
17:00:00	167	10.5	23	39.9
18:00:00	165	10.2	27	39.4
19:00:00	109	11.4	13	39.0
20:00:00	68	20.5	15	39.8
21:00:00	47	18.6	8	40.0
22:00:00	42	18.3	6	40.8
23:00:00	28	26.0	7	38.9
00:00:00	3	35.8	2	45.0
01:00:00	11	31.6	3	40.8
02:00:00	3	34.2	2	37.5
03:00:00	2	35.0	1	37.5
04:00:00	3	35.8	2	40.0
05:00:00	16	23.1	5	38.5
06:00:00	29	25.1	7	38.9
07:00:00	69	15.3	13	37.5
08:00:00	88	12.9	11	38.0
09:00:00	124	11.0	21	38.2
10:00:00	151	9.5	28	38.8
11:00:00	175	9.3	39	38.4
12:00:00	212	7.5	24	39.2
13:00:00	216	8.2	36	39.3
14:00:00	208	7.8	38	38.7
15:00:00	212	7.4	30	38.2
16:00:00	224	7.5	32	38.6
17:00:00	187	8.5	32	38.8
18:00:00	154	9.9	29	39.1
19:00:00	136	12.2	30	39.7
20:00:00	95	14.5	25	39.3
21:00:00	59	16.4	12	40.8
22:00:00	39	19.1	9	38.6
23:00:00	15	30.7	5	40.5

Starting Hour	Count	Average Speed of all Traffic	Violator Counts	Average Speed of Violators
00:00:00	38	22.0	9	39.7
01:00:00	35	23.0	8	40.0
02:00:00	23	26.6	7	40.4
03:00:00	8	33.8	3	40.8
04:00:00	3	29.2	1	37.5
05:00:00	2	32.5	0	0.0
06:00:00	14	33.2	7	38.2
07:00:00	29	24.1	7	38.9
08:00:00	39	20.7	9	39.7
09:00:00	50	18.9	11	38.0
10:00:00	91	12.6	12	37.9
11:00:00	118	10.6	21	38.5
12:00:00	151	10.6	32	39.1
13:00:00	156	10.1	37	38.3
14:00:00	126	11.7	32	38.6
15:00:00	144	9.7	20	38.3
16:00:00	140	10.1	24	38.3
17:00:00	111	12.8	24	39.2
18:00:00	121	11.5	23	38.2
19:00:00	83	13.5	16	38.8
20:00:00	54	18.7	14	40.4
21:00:00	37	19.7	8	40.0
22:00:00	26	25.5	7	40.4
23:00:00	8	33.8	3	40.8
00:00:00	3	42.5	3	42.5
01:00:00	9	31.4	2	40.0
02:00:00	3	25.8	0	0.0
03:00:00	4	24.4	1	37.5
04:00:00	2	45.0	2	45.0
05:00:00	6	20.8	1	37.5
06:00:00	11	25.7	4	37.5
07:00:00	29	25.1	6	38.3
08:00:00	37	26.1	12	38.8
09:00:00	81	15.8	20	38.5
10:00:00	97	11.8	19	38.0
11:00:00	149	10.7	30	39.2
12:00:00	165	10.9	52	39.5
13:00:00	165	9.1	36	38.6
14:00:00	163	9.8	26	39.2
15:00:00	139	11.6	30	39.0
16:00:00	150	11.0	24	38.8
17:00:00	113	13.4	21	39.4
18:00:00	103	13.0	12	38.3
19:00:00	84	17.5	27	40.5
20:00:00	70	16.8	18	39.2
21:00:00	35	22.8	11	38.9
22:00:00	34	23.9	9	39.2
23:00:00	16	27.7	6	44.2
00:00:00	8	33.1	3	44.2
01:00:00	4	25.0	0	0.0
02:00:00	5	31.5	0	0.0

Starting Hour	Count	Average Speed of all Traffic	Violator Counts	Average Speed of Violators
03:00:00	1	47.5	1	47.5
04:00:00	5	36.5	4	37.5
05:00:00	18	27.6	6	39.2
06:00:00	26	24.2	11	38.0
07:00:00	45	17.9	9	38.1
08:00:00	71	14.5	7	38.2
09:00:00	95	13.4	16	38.8
10:00:00	101	12.5	13	39.4
11:00:00	152	10.0	32	38.0
12:00:00	171	9.2	28	39.1
13:00:00	209	7.7	35	38.6
14:00:00	183	8.4	28	38.2
15:00:00	200	7.7	40	38.0
16:00:00	173	9.0	31	38.6
17:00:00	127	12.1	23	38.8
18:00:00	117	12.9	23	39.0
19:00:00	87	14.0	11	39.3
20:00:00	53	19.1	10	40.0
21:00:00	50	18.2	8	40.0
22:00:00	30	28.7	12	40.4
23:00:00	15	32.0	6	41.7
00:00:00	5	32.5	1	37.5
01:00:00	4	31.3	0	0.0
02:00:00	1	42.5	1	42.5
03:00:00	7	34.3	6	42.5
04:00:00	8	35.0	4	38.8
05:00:00	30	23.1	9	38.6
06:00:00	75	16.9	24	39.4
07:00:00	181	8.6	24	39.0
08:00:00	229	7.1	31	38.6
09:00:00	55	10.1	6	40.0
10:00:00	0	N/A	N/A	N/A
11:00:00	0	N/A	N/A	N/A
12:00:00	0	N/A	N/A	N/A
13:00:00	0	N/A	N/A	N/A
14:00:00	0	N/A	N/A	N/A
15:00:00	0	N/A	N/A	N/A
16:00:00	0	N/A	N/A	N/A
17:00:00	0	N/A	N/A	N/A
18:00:00	0	N/A	N/A	N/A
19:00:00	0	N/A	N/A	N/A
20:00:00	0	N/A	N/A	N/A
21:00:00	0	N/A	N/A	N/A
22:00:00	0	N/A	N/A	N/A
23:00:00	0	N/A	N/A	N/A
00:00:00	0	N/A	N/A	N/A
01:00:00	0	N/A	N/A	N/A
02:00:00	0	N/A	N/A	N/A
03:00:00	0	N/A	N/A	N/A
04:00:00	0	N/A	N/A	N/A
05:00:00	0	N/A	N/A	N/A

Starting Hour	Count	Average Speed of all Traffic	Violator Counts	Average Speed of Violators
06:00:00	0	N/A	N/A	N/A
07:00:00	0	N/A	N/A	N/A
08:00:00	0	N/A	N/A	N/A
09:00:00	0	N/A	N/A	N/A
10:00:00	0	N/A	N/A	N/A
11:00:00	0	N/A	N/A	N/A
12:00:00	0	N/A	N/A	N/A
13:00:00	0	N/A	N/A	N/A
14:00:00	0	N/A	N/A	N/A
15:00:00	0	N/A	N/A	N/A
16:00:00	0	N/A	N/A	N/A
17:00:00	0	N/A	N/A	N/A
18:00:00	0	N/A	N/A	N/A
19:00:00	0	N/A	N/A	N/A
20:00:00	0	N/A	N/A	N/A
21:00:00	0	N/A	N/A	N/A
22:00:00	0	N/A	N/A	N/A
23:00:00	0	N/A	N/A	N/A
00:00:00	0	N/A	N/A	N/A
01:00:00	0	N/A	N/A	N/A
02:00:00	0	N/A	N/A	N/A
03:00:00	0	N/A	N/A	N/A
04:00:00	0	N/A	N/A	N/A
05:00:00	0	N/A	N/A	N/A
06:00:00	0	N/A	N/A	N/A
07:00:00	0	N/A	N/A	N/A
08:00:00	0	N/A	N/A	N/A
09:00:00	0	N/A	N/A	N/A
10:00:00	0	N/A	N/A	N/A
11:00:00	0	N/A	N/A	N/A
12:00:00	0	N/A	N/A	N/A
13:00:00	0	N/A	N/A	N/A
14:00:00	0	N/A	N/A	N/A
15:00:00	0	N/A	N/A	N/A
16:00:00	0	N/A	N/A	N/A
17:00:00	0	N/A	N/A	N/A
18:00:00	0	N/A	N/A	N/A
19:00:00	0	N/A	N/A	N/A
20:00:00	0	N/A	N/A	N/A
21:00:00	0	N/A	N/A	N/A
22:00:00	0	N/A	N/A	N/A
23:00:00	0	N/A	N/A	N/A
00:00:00	0	N/A	N/A	N/A
01:00:00	0	N/A	N/A	N/A
02:00:00	0	N/A	N/A	N/A
03:00:00	0	N/A	N/A	N/A
04:00:00	0	N/A	N/A	N/A
05:00:00	0	N/A	N/A	N/A
06:00:00	0	N/A	N/A	N/A
07:00:00	0	N/A	N/A	N/A
08:00:00	0	N/A	N/A	N/A

Starting Hour	Count	Average Speed of all Traffic	Violator Counts	Average Speed of Violators
09:00:00	0	N/A	N/A	N/A
10:00:00	0	N/A	N/A	N/A
11:00:00	0	N/A	N/A	N/A
12:00:00	0	N/A	N/A	N/A
13:00:00	0	N/A	N/A	N/A
14:00:00	0	N/A	N/A	N/A
15:00:00	0	N/A	N/A	N/A
16:00:00	0	N/A	N/A	N/A
17:00:00	0	N/A	N/A	N/A
18:00:00	0	N/A	N/A	N/A
19:00:00	0	N/A	N/A	N/A
20:00:00	0	N/A	N/A	N/A
21:00:00	0	N/A	N/A	N/A
22:00:00	0	N/A	N/A	N/A
23:00:00	0	N/A	N/A	N/A
00:00:00	0	N/A	N/A	N/A
01:00:00	0	N/A	N/A	N/A
02:00:00	0	N/A	N/A	N/A
03:00:00	0	N/A	N/A	N/A
04:00:00	0	N/A	N/A	N/A
05:00:00	0	N/A	N/A	N/A
06:00:00	0	N/A	N/A	N/A
07:00:00	0	N/A	N/A	N/A
08:00:00	0	N/A	N/A	N/A
09:00:00	0	N/A	N/A	N/A
10:00:00	0	N/A	N/A	N/A
11:00:00	0	N/A	N/A	N/A
12:00:00	0	N/A	N/A	N/A
13:00:00	0	N/A	N/A	N/A
14:00:00	0	N/A	N/A	N/A
15:00:00	0	N/A	N/A	N/A
16:00:00	0	N/A	N/A	N/A
17:00:00	0	N/A	N/A	N/A
18:00:00	0	N/A	N/A	N/A
19:00:00	0	N/A	N/A	N/A
20:00:00	0	N/A	N/A	N/A
21:00:00	0	N/A	N/A	N/A
22:00:00	0	N/A	N/A	N/A
23:00:00	0	N/A	N/A	N/A
00:00:00	0	N/A	N/A	N/A
01:00:00	0	N/A	N/A	N/A
02:00:00	0	N/A	N/A	N/A
03:00:00	0	N/A	N/A	N/A
04:00:00	0	N/A	N/A	N/A
05:00:00	0	N/A	N/A	N/A
06:00:00	0	N/A	N/A	N/A
07:00:00	0	N/A	N/A	N/A
08:00:00	0	N/A	N/A	N/A
09:00:00	0	N/A	N/A	N/A
10:00:00	0	N/A	N/A	N/A
11:00:00	0	N/A	N/A	N/A

Starting Hour	Count	Average Speed of all Traffic	Violator Counts	Average Speed of Violators
12:00:00	0	N/A	N/A	N/A
13:00:00	0	N/A	N/A	N/A
14:00:00	0	N/A	N/A	N/A
15:00:00	0	N/A	N/A	N/A
16:00:00	0	N/A	N/A	N/A
17:00:00	0	N/A	N/A	N/A
18:00:00	0	N/A	N/A	N/A
19:00:00	0	N/A	N/A	N/A
20:00:00	0	N/A	N/A	N/A
21:00:00	0	N/A	N/A	N/A
22:00:00	0	N/A	N/A	N/A
23:00:00	0	N/A	N/A	N/A
00:00:00	0	N/A	N/A	N/A
01:00:00	0	N/A	N/A	N/A
02:00:00	0	N/A	N/A	N/A
03:00:00	0	N/A	N/A	N/A
04:00:00	0	N/A	N/A	N/A
05:00:00	0	N/A	N/A	N/A
06:00:00	0	N/A	N/A	N/A
07:00:00	0	N/A	N/A	N/A
08:00:00	0	N/A	N/A	N/A
09:00:00	0	N/A	N/A	N/A
10:00:00	0	N/A	N/A	N/A
11:00:00	0	N/A	N/A	N/A
12:00:00	0	N/A	N/A	N/A
13:00:00	0	N/A	N/A	N/A
14:00:00	0	N/A	N/A	N/A
15:00:00	0	N/A	N/A	N/A
16:00:00	0	N/A	N/A	N/A
17:00:00	0	N/A	N/A	N/A
18:00:00	0	N/A	N/A	N/A
19:00:00	0	N/A	N/A	N/A
20:00:00	0	N/A	N/A	N/A
21:00:00	0	N/A	N/A	N/A
22:00:00	0	N/A	N/A	N/A
23:00:00	0	N/A	N/A	N/A
00:00:00	0	N/A	N/A	N/A
01:00:00	0	N/A	N/A	N/A
02:00:00	0	N/A	N/A	N/A
03:00:00	0	N/A	N/A	N/A
04:00:00	0	N/A	N/A	N/A
05:00:00	0	N/A	N/A	N/A
06:00:00	0	N/A	N/A	N/A
07:00:00	0	N/A	N/A	N/A
08:00:00	0	N/A	N/A	N/A
09:00:00	0	N/A	N/A	N/A
10:00:00	0	N/A	N/A	N/A
11:00:00	0	N/A	N/A	N/A
12:00:00	0	N/A	N/A	N/A
13:00:00	0	N/A	N/A	N/A
14:00:00	0	N/A	N/A	N/A

Starting Hour	Count	Average Speed of all Traffic	Violator Counts	Average Speed of Violators
15:00:00	0	N/A	N/A	N/A
16:00:00	0	N/A	N/A	N/A
17:00:00	0	N/A	N/A	N/A
18:00:00	0	N/A	N/A	N/A
19:00:00	0	N/A	N/A	N/A
20:00:00	0	N/A	N/A	N/A
21:00:00	0	N/A	N/A	N/A
22:00:00	0	N/A	N/A	N/A
23:00:00	0	N/A	N/A	N/A
00:00:00	0	N/A	N/A	N/A
01:00:00	0	N/A	N/A	N/A
02:00:00	0	N/A	N/A	N/A
03:00:00	0	N/A	N/A	N/A
04:00:00	0	N/A	N/A	N/A
05:00:00	0	N/A	N/A	N/A
06:00:00	0	N/A	N/A	N/A
07:00:00	0	N/A	N/A	N/A
08:00:00	0	N/A	N/A	N/A
09:00:00	0	N/A	N/A	N/A
10:00:00	0	N/A	N/A	N/A
11:00:00	0	N/A	N/A	N/A
12:00:00	0	N/A	N/A	N/A
13:00:00	0	N/A	N/A	N/A
14:00:00	0	N/A	N/A	N/A
15:00:00	0	N/A	N/A	N/A
16:00:00	0	N/A	N/A	N/A
17:00:00	0	N/A	N/A	N/A
18:00:00	0	N/A	N/A	N/A
19:00:00	0	N/A	N/A	N/A
20:00:00	0	N/A	N/A	N/A
21:00:00	0	N/A	N/A	N/A
22:00:00	0	N/A	N/A	N/A
23:00:00	0	N/A	N/A	N/A

Incoming Histogram

Tithe Barn Lane (KL facing) January 2022

from Wed-Dec-15-2021-01-00-PM to Thu-Jan-13-2022-09-59-AM

Date	Starting Hr:min	<15	15 to <20	20 to <25	25 to <30	30 to <35	35 to <40	40 to <45	45 to <50	50 to <55	55 to <60	60 to <65	65 to <70	70 to <75	75 to <80	80 to <85	85 to <90	90 to <95	95 to <100	100 to >105	Total Counts	85pct Speed	10MPH Pace	% in pace	# of Speeders	% Speeders
15/12/2021	00:00	*	*	*	*	*	*	*	*	*	*	*	*	*	*	*	*	*	*	*	*	*	*	*	*	*
15/12/2021	01:00	*	*	*	*	*	*	*	*	*	*	*	*	*	*	*	*	*	*	*	*	*	*	*	*	*
15/12/2021	02:00	*	*	*	*	*	*	*	*	*	*	*	*	*	*	*	*	*	*	*	*	*	*	*	*	*
15/12/2021	03:00	*	*	*	*	*	*	*	*	*	*	*	*	*	*	*	*	*	*	*	*	*	*	*	*	*
15/12/2021	04:00	*	*	*	*	*	*	*	*	*	*	*	*	*	*	*	*	*	*	*	*	*	*	*	*	*
15/12/2021	05:00	*	*	*	*	*	*	*	*	*	*	*	*	*	*	*	*	*	*	*	*	*	*	*	*	*
15/12/2021	06:00	*	*	*	*	*	*	*	*	*	*	*	*	*	*	*	*	*	*	*	*	*	*	*	*	*
15/12/2021	07:00	*	*	*	*	*	*	*	*	*	*	*	*	*	*	*	*	*	*	*	*	*	*	*	*	*
15/12/2021	08:00	*	*	*	*	*	*	*	*	*	*	*	*	*	*	*	*	*	*	*	*	*	*	*	*	*
15/12/2021	09:00	*	*	*	*	*	*	*	*	*	*	*	*	*	*	*	*	*	*	*	*	*	*	*	*	*
15/12/2021	10:00	*	*	*	*	*	*	*	*	*	*	*	*	*	*	*	*	*	*	*	*	*	*	*	*	*
15/12/2021	11:00	*	*	*	*	*	*	*	*	*	*	*	*	*	*	*	*	*	*	*	*	*	*	*	*	*
15/12/2021	12:00	*	*	*	*	*	*	*	*	*	*	*	*	*	*	*	*	*	*	*	*	*	*	*	*	*
15/12/2021	13:00	0	0	5	11	7	4	1	1	0	0	0	0	0	0	0	0	0	0	0	29	37.5	25 to 35	79.3	6	20.7
15/12/2021	14:00	1	9	32	102	84	18	5	2	0	0	0	0	0	0	0	0	0	0	0	253	34.2	25 to 35	86.2	25	9.9
15/12/2021	15:00	9	25	48	136	76	19	0	1	0	0	0	0	0	0	0	0	0	0	0	314	33.2	25 to 35	82.8	20	6.4
15/12/2021	16:00	12	8	37	114	77	13	0	1	0	0	0	0	0	0	0	0	0	0	0	262	33.4	25 to 35	87.0	14	5.3
15/12/2021	17:00	2	10	31	102	83	23	4	2	0	0	0	0	0	0	0	0	0	0	0	257	34.4	25 to 35	84.0	29	11.3
15/12/2021	18:00	4	17	26	90	49	29	5	0	0	0	0	0	0	0	0	0	0	0	0	220	35.2	30 to 40	76.4	34	15.5
15/12/2021	19:00	2	6	16	70	58	31	3	1	0	0	0	0	0	0	0	0	0	0	0	187	36.1	30 to 40	85.0	35	18.7
15/12/2021	20:00	1	2	10	31	24	18	2	0	0	0	0	0	0	0	0	0	0	0	0	88	36.9	30 to 40	83.0	20	22.7
15/12/2021	21:00	2	4	7	32	20	5	2	0	1	0	0	0	0	0	0	0	0	0	0	73	34.2	25 to 35	80.8	8	11.0
15/12/2021	22:00	0	1	3	21	19	8	2	1	0	0	0	0	0	0	0	0	0	0	0	55	36.9	30 to 40	87.3	11	20.0
15/12/2021	23:00	1	0	2	5	8	3	0	0	0	0	0	0	0	0	0	0	0	0	0	19	35	30 to 40	84.2	3	15.8
24 Hr Summary		34	82	217	714	505	171	24	9	1	0	0	0	0	0	0	0	0	0	0	1757	34.4	25 to 35	81.7	205	11.7

Incoming Histogram

Tithe Barn Lane (KL facing) January 2022

from Wed-Dec-15-2021-01-00-PM to Thu-Jan-13-2022-09-59-AM

Date	Starting Hr:min	<15	15 to <20	20 to <25	25 to <30	30 to <35	35 to <40	40 to <45	45 to <50	50 to <55	55 to <60	60 to <65	65 to <70	70 to <75	75 to <80	80 to <85	85 to <90	90 to <95	95 to <100	100 to >105	Total Counts	85pct Speed	10MPH Pace	% in pace	# of Speeders	% Speeders
16/12/2021	00:00	0	0	0	4	10	4	1	0	0	0	0	0	0	0	0	0	0	0	0	19	37.5	30 to 40	94.7	5	26.3
16/12/2021	01:00	0	0	0	1	0	2	1	0	0	0	0	0	0	0	0	0	0	0	0	4	40	30 to 40	75.0	3	75.0
16/12/2021	02:00	0	0	0	0	2	0	0	1	0	0	0	0	0	0	0	0	0	0	0	3	50	25 to 35	66.7	1	33.3
16/12/2021	03:00	0	0	0	3	0	1	0	0	0	0	0	0	0	0	0	0	0	0	0	4	30	30 to 40	100.0	1	25.0
16/12/2021	04:00	0	0	0	2	4	2	0	0	0	0	0	0	0	0	0	0	0	0	0	8	37.5	30 to 40	100.0	2	25.0
16/12/2021	05:00	0	0	1	14	12	13	4	2	0	0	0	0	0	0	0	0	0	0	0	46	39.6	30 to 40	84.8	19	41.3
16/12/2021	06:00	0	1	6	30	36	29	4	2	0	0	0	0	0	0	0	0	0	0	0	108	38.3	30 to 40	88.0	35	32.4
16/12/2021	07:00	3	1	24	86	75	36	4	1	0	0	0	0	0	0	0	0	0	0	0	230	36	30 to 40	85.7	41	17.8
16/12/2021	08:00	3	12	32	133	78	29	7	0	0	0	0	0	0	0	0	0	0	0	0	294	34.5	25 to 35	82.7	36	12.2
16/12/2021	09:00	5	10	27	67	44	19	2	0	1	0	0	0	0	0	0	0	0	0	0	175	34.5	25 to 35	78.9	22	12.6
16/12/2021	10:00	1	2	17	71	59	22	2	1	0	0	0	0	0	0	0	0	0	0	0	175	34.9	30 to 40	86.9	25	14.3
16/12/2021	11:00	6	4	24	77	47	15	1	0	0	0	0	0	0	0	0	0	0	0	0	174	33.9	25 to 35	85.1	16	9.2
16/12/2021	12:00	0	4	31	82	64	20	4	1	0	0	0	0	0	0	0	0	0	0	0	206	34.5	25 to 35	85.9	25	12.1
16/12/2021	13:00	6	6	28	86	65	20	7	1	0	0	0	0	0	0	0	0	0	0	0	219	34.6	25 to 35	81.7	28	12.8
16/12/2021	14:00	5	10	28	93	92	21	8	0	1	0	0	0	0	0	0	0	0	0	0	258	34.5	25 to 35	82.6	30	11.6
16/12/2021	15:00	0	5	27	88	76	21	1	0	0	0	0	0	0	0	0	0	0	0	0	218	34.3	25 to 35	87.6	22	10.1
16/12/2021	16:00	5	5	50	106	76	21	1	0	1	0	0	0	0	0	0	0	0	0	0	265	33.9	25 to 35	87.5	23	8.7
16/12/2021	17:00	10	10	25	105	84	20	5	3	0	0	0	0	0	0	0	0	0	0	0	262	34.3	25 to 35	81.7	28	10.7
16/12/2021	18:00	9	8	22	80	77	16	4	1	0	0	0	0	0	0	0	0	0	0	0	217	34.2	25 to 35	82.5	21	9.7
16/12/2021	19:00	0	7	18	62	54	22	3	1	0	0	0	0	0	0	0	0	0	0	0	167	35.2	30 to 40	82.6	26	15.6
16/12/2021	20:00	2	7	13	35	36	13	3	2	0	0	0	0	0	0	0	0	0	0	0	111	35.4	25 to 35	75.7	18	16.2
16/12/2021	21:00	0	3	5	21	23	12	5	0	0	0	0	0	0	0	0	0	0	0	0	69	37.9	30 to 40	81.2	17	24.6
16/12/2021	22:00	1	3	4	14	20	11	7	2	0	0	0	0	0	0	0	0	0	0	0	62	40	30 to 40	72.6	20	32.3
16/12/2021	23:00	0	1	0	4	6	4	0	1	0	0	0	0	0	0	0	0	0	0	0	16	38.8	30 to 40	87.5	5	31.3
24 Hr Summary		56	99	382	1264	1040	373	74	19	3	0	0	0	0	0	0	0	0	0	0	3310	34.9	25 to 35	81.1	469	14.2

Incoming Histogram

Tithe Barn Lane (KL facing) January 2022

from Wed-Dec-15-2021-01-00-PM to Thu-Jan-13-2022-09-59-AM

Date	Starting Hr:min	<15	15 to <20	20 to <25	25 to <30	30 to <35	35 to <40	40 to <45	45 to <50	50 to <55	55 to <60	60 to <65	65 to <70	70 to <75	75 to <80	80 to <85	85 to <90	90 to <95	95 to <100	100 to >105	Total Counts	85pct Speed	10MPH Pace	% in pace	# of Speeders	% Speeders	
17/12/2021	00:00	0	0	0	2	4	5	1	0	0	0	0	0	0	0	0	0	0	0	0	0	12	39	30 to 40	91.7	6	50.0
17/12/2021	01:00	0	0	1	2	2	2	1	0	0	0	0	0	0	0	0	0	0	0	0	0	8	40	30 to 40	75.0	3	37.5
17/12/2021	02:00	1	0	0	0	1	1	0	0	0	0	0	0	0	0	0	0	0	0	0	0	3	40	30 to 40	66.7	1	33.3
17/12/2021	03:00	0	0	0	0	1	3	0	0	0	0	0	0	0	0	0	0	0	0	0	0	4	38.3	30 to 40	100.0	3	75.0
17/12/2021	04:00	1	0	0	2	2	4	1	0	0	0	0	0	0	0	0	0	0	0	0	0	10	38.8	30 to 40	80.0	5	50.0
17/12/2021	05:00	0	0	4	13	9	8	2	2	0	0	0	0	0	0	0	0	0	0	0	0	38	38.8	30 to 40	78.9	12	31.6
17/12/2021	06:00	0	0	7	35	37	14	5	3	0	0	0	0	0	0	0	0	0	0	0	0	101	37.5	30 to 40	85.1	22	21.8
17/12/2021	07:00	1	2	11	79	80	39	2	0	0	0	0	0	0	0	0	0	0	0	0	0	214	36.2	30 to 40	92.5	41	19.2
17/12/2021	08:00	6	8	38	132	91	24	6	0	0	0	0	0	0	0	0	0	0	0	0	0	305	34.1	25 to 35	85.6	30	9.8
17/12/2021	09:00	1	2	30	73	49	11	2	1	0	0	0	0	0	0	0	0	0	0	0	0	169	33.9	25 to 35	89.9	14	8.3
17/12/2021	10:00	2	16	34	72	33	10	2	0	0	0	0	0	0	0	0	0	0	0	0	0	169	33	25 to 35	82.2	12	7.1
17/12/2021	11:00	17	17	42	68	30	8	0	2	0	0	0	0	0	0	0	0	0	0	0	0	184	32	25 to 35	76.1	10	5.4
17/12/2021	12:00	5	15	37	81	61	12	6	1	0	0	0	0	0	0	0	0	0	0	0	0	218	33.9	25 to 35	82.1	19	8.7
17/12/2021	13:00	4	3	16	76	68	40	7	0	0	0	0	0	0	0	0	0	0	0	0	0	214	36.9	30 to 40	86.0	47	22.0
17/12/2021	14:00	4	9	37	129	103	28	3	0	0	0	0	0	0	0	0	0	0	0	0	0	313	34.2	25 to 35	85.9	31	9.9
17/12/2021	15:00	3	12	34	137	101	28	1	2	0	0	0	0	0	0	0	0	0	0	0	0	318	34.2	25 to 35	85.5	31	9.7
17/12/2021	16:00	2	4	32	107	76	29	4	2	0	0	0	0	0	0	0	0	0	0	0	0	256	34.8	25 to 35	84.0	35	13.7
17/12/2021	17:00	5	8	42	119	80	36	1	1	0	0	0	0	0	0	0	0	0	0	0	0	292	34.6	25 to 35	82.5	38	13.0
17/12/2021	18:00	5	6	31	101	69	34	8	0	0	0	0	0	0	0	0	0	0	0	0	0	254	35.6	30 to 40	80.3	42	16.5
17/12/2021	19:00	1	5	20	48	62	16	2	1	0	0	0	0	0	0	0	0	0	0	0	0	155	34.7	25 to 35	83.9	19	12.3
17/12/2021	20:00	3	5	16	36	40	14	7	1	0	0	0	0	0	0	0	0	0	0	0	0	122	36.4	25 to 35	75.4	22	18.0
17/12/2021	21:00	0	1	3	28	22	13	4	0	0	0	0	0	0	0	0	0	0	0	0	0	71	37.3	30 to 40	88.7	17	23.9
17/12/2021	22:00	0	2	8	19	17	7	2	1	0	0	0	0	0	0	0	0	0	0	0	0	56	36.4	25 to 35	78.6	10	17.9
17/12/2021	23:00	0	0	2	13	5	8	2	1	0	0	0	0	0	0	0	0	0	0	0	0	31	38.8	30 to 40	83.9	11	35.5
24 Hr Summary		61	115	445	1372	1043	394	69	18	0	0	0	0	0	0	0	0	0	0	0	0	3517	34.8	25 to 35	81.3	481	13.7

Incoming Histogram

Tithe Barn Lane (KL facing) January 2022

from Wed-Dec-15-2021-01-00-PM to Thu-Jan-13-2022-09-59-AM

Date	Starting Hr:min	<15	15 to <20	20 to <25	25 to <30	30 to <35	35 to <40	40 to <45	45 to <50	50 to <55	55 to <60	60 to <65	65 to <70	70 to <75	75 to <80	80 to <85	85 to <90	90 to <95	95 to <100	100 to >105	Total Counts	85pct Speed	10MPH Pace	% in pace	# of Speeders	% Speeders	
18/12/2021	00:00	0	0	0	3	2	7	3	0	2	0	0	0	0	0	0	0	0	0	0	0	17	43.3	30 to 40	70.6	12	70.6
18/12/2021	01:00	0	0	1	4	2	0	1	0	1	0	0	0	0	0	0	0	0	0	0	0	9	45	25 to 35	77.8	2	22.2
18/12/2021	02:00	0	0	0	3	0	2	0	0	0	0	0	0	0	0	0	0	0	0	0	0	5	37.5	30 to 40	100.0	2	40.0
18/12/2021	03:00	0	0	0	0	0	4	0	0	0	0	0	0	0	0	0	0	0	0	0	0	4	38.8	30 to 40	100.0	4	100.0
18/12/2021	04:00	0	0	1	1	2	4	0	1	0	0	0	0	0	0	0	0	0	0	0	0	9	40	30 to 40	77.8	5	55.6
18/12/2021	05:00	0	0	1	9	5	3	2	1	0	0	0	0	0	0	0	0	0	0	0	0	21	40	30 to 40	81.0	6	28.6
18/12/2021	06:00	0	0	2	11	20	3	3	1	0	0	0	0	0	0	0	0	0	0	0	0	40	36.7	30 to 40	85.0	7	17.5
18/12/2021	07:00	2	1	2	24	22	12	6	1	0	0	0	0	0	0	0	0	0	0	0	0	70	38.8	30 to 40	82.9	19	27.1
18/12/2021	08:00	0	2	7	51	47	22	5	1	0	0	0	0	0	0	0	0	0	0	0	0	135	36.8	30 to 40	88.9	28	20.7
18/12/2021	09:00	1	1	17	60	59	23	6	1	0	0	0	0	0	0	0	0	0	0	0	0	168	36.1	30 to 40	84.5	30	17.9
18/12/2021	10:00	1	8	14	80	81	32	6	1	1	0	0	0	0	0	0	0	0	0	0	0	224	35.9	30 to 40	86.2	40	17.9
18/12/2021	11:00	4	6	20	62	93	40	5	0	1	0	0	0	0	0	0	0	0	0	0	0	231	36.4	30 to 40	84.4	46	19.9
18/12/2021	12:00	2	9	13	92	88	38	2	0	0	0	0	0	0	0	0	0	0	0	0	0	244	35.4	30 to 40	89.3	40	16.4
18/12/2021	13:00	3	9	25	99	79	20	4	1	0	0	0	0	0	0	0	0	0	0	0	0	240	34.3	25 to 35	84.6	25	10.4
18/12/2021	14:00	4	3	15	61	66	31	9	1	1	0	0	0	0	0	0	0	0	0	0	0	191	37.1	30 to 40	82.7	42	22.0
18/12/2021	15:00	5	10	15	88	70	26	3	0	0	0	0	0	0	0	0	0	0	0	0	0	217	34.7	30 to 40	84.8	29	13.4
18/12/2021	16:00	5	4	29	65	60	24	4	1	0	0	0	0	0	0	0	0	0	0	0	0	192	35	25 to 35	80.2	29	15.1
18/12/2021	17:00	1	6	21	78	60	25	4	0	0	0	0	0	0	0	0	0	0	0	0	0	195	35	30 to 40	83.6	29	14.9
18/12/2021	18:00	1	2	24	78	58	14	5	1	0	0	0	0	0	0	0	0	0	0	0	0	183	34.4	25 to 35	87.4	20	10.9
18/12/2021	19:00	2	2	14	43	37	13	8	0	0	0	0	0	0	0	0	0	0	0	0	0	119	36.2	25 to 35	79.0	21	17.6
18/12/2021	20:00	0	1	10	30	32	11	2	0	0	0	0	0	0	0	0	0	0	0	0	0	86	35	30 to 40	84.9	13	15.1
18/12/2021	21:00	0	3	3	15	19	12	5	1	0	0	0	0	0	0	0	0	0	0	0	0	58	38.8	30 to 40	79.3	18	31.0
18/12/2021	22:00	2	0	9	14	25	7	3	0	0	0	0	0	0	0	0	0	0	0	0	0	60	35.7	25 to 35	80.0	10	16.7
18/12/2021	23:00	0	0	6	15	10	2	2	0	1	0	0	0	0	0	0	0	0	0	0	0	36	35	25 to 35	86.1	5	13.9
24 Hr Summary		33	67	249	986	937	375	88	12	7	0	0	0	0	0	0	0	0	0	0	2754	35.9	30 to 40	83.4	482	17.5	

Incoming Histogram

Tithe Barn Lane (KL facing) January 2022

from Wed-Dec-15-2021-01-00-PM to Thu-Jan-13-2022-09-59-AM

Date	Starting Hr:min	<15	15 to <20	20 to <25	25 to <30	30 to <35	35 to <40	40 to <45	45 to <50	50 to <55	55 to <60	60 to <65	65 to <70	70 to <75	75 to <80	80 to <85	85 to <90	90 to <95	95 to <100	100 to >105	Total Counts	85pct Speed	10MPH Pace	% in pace	# of Speeders	% Speeders
19/12/2021	00:00	0	0	2	12	2	5	2	0	0	0	0	0	0	0	0	0	0	0	0	23	39	30 to 40	82.6	7	30.4
19/12/2021	01:00	0	0	0	3	2	2	0	0	1	0	0	0	0	0	0	0	0	0	0	8	40	30 to 40	87.5	3	37.5
19/12/2021	02:00	0	0	2	2	3	0	1	0	0	0	0	0	0	0	0	0	0	0	0	8	35	25 to 35	87.5	1	12.5
19/12/2021	03:00	0	0	2	1	3	2	2	1	0	0	0	0	0	0	0	0	0	0	0	11	42.5	35 to 45	63.6	5	45.5
19/12/2021	04:00	0	0	0	0	1	2	1	0	0	0	0	0	0	0	0	0	0	0	0	4	40	35 to 45	100.0	3	75.0
19/12/2021	05:00	0	0	2	3	1	5	1	0	0	0	0	0	0	0	0	0	0	0	0	12	39	30 to 40	75.0	6	50.0
19/12/2021	06:00	0	0	4	3	6	4	2	0	0	0	0	0	0	0	0	0	0	0	0	19	38.8	25 to 35	68.4	6	31.6
19/12/2021	07:00	0	2	3	16	16	11	5	0	1	0	0	0	0	0	0	0	0	0	0	54	39.1	30 to 40	79.6	17	31.5
19/12/2021	08:00	0	2	3	16	26	5	3	1	0	0	0	0	0	0	0	0	0	0	0	56	36	30 to 40	83.9	9	16.1
19/12/2021	09:00	1	2	4	45	42	22	7	1	0	0	0	0	0	0	0	0	0	0	0	124	37.5	30 to 40	87.9	30	24.2
19/12/2021	10:00	0	1	10	41	51	23	6	1	0	0	0	0	0	0	0	0	0	0	0	133	37.2	30 to 40	86.5	30	22.6
19/12/2021	11:00	2	4	9	50	59	36	9	0	0	0	0	0	0	0	0	0	0	0	0	169	37.8	30 to 40	85.8	45	26.6
19/12/2021	12:00	3	6	18	78	64	24	7	1	0	0	0	0	0	0	0	0	0	0	0	201	35.4	30 to 40	82.6	32	15.9
19/12/2021	13:00	2	9	25	70	60	24	3	1	0	0	0	0	0	0	0	0	0	0	0	194	34.9	25 to 35	79.9	28	14.4
19/12/2021	14:00	1	6	19	61	62	22	9	3	0	0	0	0	0	0	0	0	0	0	0	183	36.6	30 to 40	79.2	34	18.6
19/12/2021	15:00	4	4	24	74	47	17	3	0	0	0	0	0	0	0	0	0	0	0	0	173	34.4	25 to 35	83.8	20	11.6
19/12/2021	16:00	5	3	14	61	68	20	4	0	0	0	0	0	0	0	0	0	0	0	0	175	34.9	30 to 40	85.1	24	13.7
19/12/2021	17:00	1	5	11	61	47	20	4	0	1	0	0	0	0	0	0	0	0	0	0	150	35.8	30 to 40	85.3	25	16.7
19/12/2021	18:00	0	8	13	43	40	12	3	1	0	0	0	0	0	0	0	0	0	0	0	120	34.8	25 to 35	80.0	16	13.3
19/12/2021	19:00	0	5	11	36	24	16	3	1	0	0	0	0	0	0	0	0	0	0	0	96	36.9	30 to 40	79.2	20	20.8
19/12/2021	20:00	1	2	5	31	28	9	3	1	0	0	0	0	0	0	0	0	0	0	0	80	35.6	30 to 40	85.0	13	16.3
19/12/2021	21:00	0	2	2	14	16	5	1	0	0	0	0	0	0	0	0	0	0	0	0	40	35	30 to 40	87.5	6	15.0
19/12/2021	22:00	0	0	2	6	12	2	2	0	0	0	0	0	0	0	0	0	0	0	0	24	35	25 to 35	83.3	4	16.7
19/12/2021	23:00	0	0	0	4	3	7	1	0	0	0	0	0	0	0	0	0	0	0	0	15	39.3	30 to 40	93.3	8	53.3
24 Hr Summary		20	61	185	731	683	295	82	12	3	0	0	0	0	0	0	0	0	0	0	2072	36.4	30 to 40	82.5	392	18.9

Incoming Histogram

Tithe Barn Lane (KL facing) January 2022

from Wed-Dec-15-2021-01-00-PM to Thu-Jan-13-2022-09-59-AM

Date	Starting Hr:min	<15	15 to <20	20 to <25	25 to <30	30 to <35	35 to <40	40 to <45	45 to <50	50 to <55	55 to <60	60 to <65	65 to <70	70 to <75	75 to <80	80 to <85	85 to <90	90 to <95	95 to <100	100 to >105	Total Counts	85pct Speed	10MPH Pace	% in pace	# of Speeders	% Speeders	
20/12/2021	00:00	0	0	0	4	2	2	3	1	0	0	0	0	0	0	0	0	0	0	0	0	12	43.3	30 to 40	66.7	6	50.0
20/12/2021	01:00	0	0	2	1	1	0	2	0	0	0	0	0	0	0	0	0	0	0	0	0	6	42.5	25 to 35	66.7	2	33.3
20/12/2021	02:00	0	0	0	2	1	0	0	0	1	0	0	0	0	0	0	0	0	0	0	0	4	35	25 to 35	75.0	1	25.0
20/12/2021	03:00	0	0	0	3	0	2	0	0	0	0	0	0	0	0	0	0	0	0	0	0	5	37.5	30 to 40	100.0	2	40.0
20/12/2021	04:00	0	0	1	4	4	4	1	1	0	0	0	0	0	0	0	0	0	0	0	0	15	40	30 to 40	80.0	6	40.0
20/12/2021	05:00	0	0	2	13	8	11	3	1	1	0	0	0	0	0	0	0	0	0	0	0	39	39.5	30 to 40	82.1	16	41.0
20/12/2021	06:00	0	1	5	25	33	17	7	1	0	0	0	0	0	0	0	0	0	0	0	0	89	38.5	30 to 40	84.3	25	28.1
20/12/2021	07:00	4	1	19	61	47	21	9	0	0	0	0	0	0	0	0	0	0	0	0	0	162	36.4	30 to 40	79.6	30	18.5
20/12/2021	08:00	1	4	13	61	85	27	5	0	0	0	0	0	0	0	0	0	0	0	0	0	196	35.6	30 to 40	88.3	32	16.3
20/12/2021	09:00	1	2	15	61	62	16	3	0	0	0	0	0	0	0	0	0	0	0	0	0	160	34.6	30 to 40	86.9	19	11.9
20/12/2021	10:00	5	12	27	79	57	28	5	0	0	0	0	0	0	0	0	0	0	0	0	0	213	35.2	30 to 40	77.0	33	15.5
20/12/2021	11:00	4	9	25	85	68	17	7	2	0	0	0	0	0	0	0	0	0	0	0	0	217	34.5	25 to 35	82.0	26	12.0
20/12/2021	12:00	3	4	25	81	73	23	6	1	0	0	0	0	0	0	0	0	0	0	0	0	216	34.9	25 to 35	82.9	30	13.9
20/12/2021	13:00	3	5	23	91	61	33	4	1	0	0	0	0	0	0	0	0	0	0	0	0	221	35.8	30 to 40	83.7	38	17.2
20/12/2021	14:00	3	3	25	94	89	22	4	1	0	0	0	0	0	0	0	0	0	0	0	0	241	34.5	25 to 35	86.3	27	11.2
20/12/2021	15:00	3	7	32	95	81	28	7	0	0	0	0	0	0	0	0	0	0	0	0	0	253	34.8	25 to 35	82.2	35	13.8
20/12/2021	16:00	8	16	52	84	60	25	5	0	0	0	0	0	0	0	0	0	0	0	0	0	250	34.3	25 to 35	78.4	30	12.0
20/12/2021	17:00	4	11	28	89	93	24	0	1	0	0	0	0	0	0	0	0	0	0	0	0	250	34.3	25 to 35	84.0	25	10.0
20/12/2021	18:00	1	8	15	83	72	24	2	1	0	0	0	0	0	0	0	0	0	0	0	0	206	34.7	30 to 40	86.9	27	13.1
20/12/2021	19:00	1	6	17	55	43	18	3	1	1	0	0	0	0	0	0	0	0	0	0	0	145	35.3	30 to 40	80.0	23	15.9
20/12/2021	20:00	1	1	10	36	38	18	2	0	0	0	0	0	0	0	0	0	0	0	0	0	106	36.1	30 to 40	86.8	20	18.9
20/12/2021	21:00	0	2	3	22	20	18	1	0	0	0	0	0	0	0	0	0	0	0	0	0	66	37.5	30 to 40	90.9	19	28.8
20/12/2021	22:00	2	0	3	16	21	6	3	1	2	0	0	0	0	0	0	0	0	0	0	0	54	38.3	30 to 40	79.6	12	22.2
20/12/2021	23:00	0	0	1	10	11	4	1	1	0	0	0	0	0	0	0	0	0	0	0	0	28	37.5	30 to 40	89.3	6	21.4
24 Hr Summary		44	92	343	1155	1030	388	83	14	5	0	0	0	0	0	0	0	0	0	0	3154	35.2	30 to 40	81.6	490	15.5	

Incoming Histogram

Tithe Barn Lane (KL facing) January 2022

from Wed-Dec-15-2021-01-00-PM to Thu-Jan-13-2022-09-59-AM

Date	Starting Hr:min	<15	15 to <20	20 to <25	25 to <30	30 to <35	35 to <40	40 to <45	45 to <50	50 to <55	55 to <60	60 to <65	65 to <70	70 to <75	75 to <80	80 to <85	85 to <90	90 to <95	95 to <100	100 to >105	Total Counts	85pct Speed	10MPH Pace	% in pace	# of Speeders	% Speeders
21/12/2021	00:00	0	0	0	4	2	2	1	1	0	0	0	0	0	0	0	0	0	0	0	10	40	30 to 40	80.0	4	40.0
21/12/2021	01:00	0	1	0	3	1	0	1	0	0	0	0	0	0	0	0	0	0	0	0	6	35	20 to 30	66.7	1	16.7
21/12/2021	02:00	0	0	0	0	0	0	0	0	0	0	0	0	0	0	0	0	0	0	0	0	0	*	*	*	*
21/12/2021	03:00	0	0	0	0	0	0	1	0	0	0	0	0	0	0	0	0	0	0	0	1	45	35 to 45	100.0	1	100.0
21/12/2021	04:00	2	0	0	1	1	4	2	0	0	0	0	0	0	0	0	0	0	0	0	10	40	35 to 45	70.0	6	60.0
21/12/2021	05:00	0	0	0	12	11	6	5	1	0	0	0	0	0	0	0	0	0	0	0	35	41	30 to 40	82.9	12	34.3
21/12/2021	06:00	0	1	6	24	27	19	5	0	0	0	0	0	0	0	0	0	0	0	0	82	38.2	30 to 40	85.4	24	29.3
21/12/2021	07:00	0	3	14	82	49	20	5	0	0	1	0	0	0	0	0	0	0	0	0	174	35	30 to 40	86.8	26	14.9
21/12/2021	08:00	1	5	10	60	59	14	4	0	0	0	0	0	0	0	0	0	0	0	0	153	34.6	30 to 40	86.9	18	11.8
21/12/2021	09:00	0	8	20	43	58	15	3	0	1	0	0	0	0	0	0	0	0	0	0	148	34.7	25 to 35	81.8	19	12.8
21/12/2021	10:00	3	5	19	62	68	26	4	0	0	0	0	0	0	0	0	0	0	0	0	187	35.4	30 to 40	83.4	30	16.0
21/12/2021	11:00	3	13	30	96	60	20	1	1	0	0	0	0	0	0	0	0	0	0	0	224	34	25 to 35	83.0	22	9.8
21/12/2021	12:00	2	10	40	75	63	17	3	0	0	0	0	0	0	1	0	0	0	0	0	211	34.1	25 to 35	84.4	21	10.0
21/12/2021	13:00	1	6	26	97	77	23	4	1	0	0	0	0	0	0	0	0	0	0	0	235	34.5	25 to 35	85.1	28	11.9
21/12/2021	14:00	2	7	19	77	64	23	5	0	0	0	0	0	0	0	0	0	0	0	0	197	34.8	30 to 40	83.2	28	14.2
21/12/2021	15:00	0	5	26	88	82	31	5	1	0	0	2	0	0	0	0	0	0	0	0	240	35.5	30 to 40	83.8	39	16.3
21/12/2021	16:00	2	8	30	93	64	26	7	0	1	0	0	0	0	0	0	0	0	0	0	231	34.9	25 to 35	81.0	34	14.7
21/12/2021	17:00	7	8	33	113	82	29	5	0	0	0	0	0	0	0	0	0	0	0	0	277	34.5	25 to 35	82.3	34	12.3
21/12/2021	18:00	2	1	7	60	79	22	4	0	0	0	0	0	0	0	0	0	0	0	0	175	35	30 to 40	92.0	26	14.9
21/12/2021	19:00	2	5	17	63	36	14	5	0	0	0	0	0	0	0	0	0	0	0	0	142	34.7	25 to 35	81.7	19	13.4
21/12/2021	20:00	1	8	9	31	34	18	5	1	0	0	0	0	0	0	0	0	0	0	0	107	37.2	30 to 40	77.6	24	22.4
21/12/2021	21:00	1	3	5	12	28	12	4	0	0	0	0	0	0	0	0	0	0	0	0	65	37.5	30 to 40	80.0	16	24.6
21/12/2021	22:00	1	0	4	21	23	12	1	2	0	0	0	0	0	0	0	0	0	0	0	64	37.1	30 to 40	87.5	15	23.4
21/12/2021	23:00	0	0	4	7	7	8	1	0	0	0	0	0	0	0	0	0	0	0	0	27	38.1	30 to 40	81.5	9	33.3
24 Hr Summary		30	97	319	1124	975	361	81	8	2	1	2	0	0	1	0	0	0	0	0	3001	35.1	30 to 40	82.0	456	15.2

Incoming Histogram

Tithe Barn Lane (KL facing) January 2022

from Wed-Dec-15-2021-01-00-PM to Thu-Jan-13-2022-09-59-AM

Date	Starting Hr:min	<15	15 to <20	20 to <25	25 to <30	30 to <35	35 to <40	40 to <45	45 to <50	50 to <55	55 to <60	60 to <65	65 to <70	70 to <75	75 to <80	80 to <85	85 to <90	90 to <95	95 to <100	100 to >105	Total Counts	85pct Speed	10MPH Pace	% in pace	# of Speeders	% Speeders
22/12/2021	00:00	0	0	1	3	5	6	1	0	0	0	0	0	0	0	0	0	0	0	0	16	39.2	30 to 40	87.5	7	43.8
22/12/2021	01:00	0	0	0	0	4	0	0	0	0	0	0	0	0	0	0	0	0	0	0	4	33.8	25 to 35	100.0	*	*
22/12/2021	02:00	0	0	2	1	1	0	0	0	0	0	0	0	0	0	0	0	0	0	0	4	30	25 to 35	100.0	*	*
22/12/2021	03:00	0	0	1	1	1	0	0	0	0	0	0	0	0	0	0	0	0	0	0	3	35	25 to 35	100.0	*	*
22/12/2021	04:00	1	0	0	0	2	4	0	0	0	0	0	0	0	0	0	0	0	0	0	7	38.8	30 to 40	85.7	4	57.1
22/12/2021	05:00	0	0	2	14	11	2	6	0	0	0	0	0	0	0	0	0	0	0	0	35	40.8	25 to 35	77.1	8	22.9
22/12/2021	06:00	1	1	10	25	21	23	2	0	0	0	0	0	0	0	0	0	0	0	0	83	37.8	30 to 40	83.1	25	30.1
22/12/2021	07:00	0	1	22	53	61	15	5	0	0	0	0	0	0	0	0	0	0	0	0	157	34.7	25 to 35	86.6	20	12.7
22/12/2021	08:00	1	4	20	45	59	22	2	0	0	0	0	0	0	0	0	0	0	0	0	153	35.2	30 to 40	82.4	24	15.7
22/12/2021	09:00	2	1	18	56	52	18	5	0	0	0	0	0	0	0	0	0	0	0	0	152	35	25 to 35	82.9	23	15.1
22/12/2021	10:00	1	5	20	72	84	24	6	0	0	0	0	0	0	0	0	0	0	0	0	212	34.9	30 to 40	84.9	30	14.2
22/12/2021	11:00	2	6	14	84	71	36	2	1	0	0	0	0	0	0	0	0	0	0	0	216	36	30 to 40	88.4	39	18.1
22/12/2021	12:00	4	6	26	84	79	16	5	2	0	0	0	0	0	0	0	0	0	0	0	222	34.4	25 to 35	85.1	23	10.4
22/12/2021	13:00	3	4	21	85	84	28	7	1	0	0	0	0	0	0	0	0	0	0	0	233	35.2	30 to 40	84.5	36	15.5
22/12/2021	14:00	2	4	15	67	85	30	5	0	0	0	0	0	0	0	0	0	0	0	0	208	35.7	30 to 40	87.5	35	16.8
22/12/2021	15:00	0	6	30	71	71	34	3	1	0	1	0	0	0	0	0	0	0	0	0	217	35.9	30 to 40	81.1	39	18.0
22/12/2021	16:00	5	17	26	100	66	32	8	1	1	0	0	0	0	0	0	0	0	0	0	256	35.6	30 to 40	77.3	42	16.4
22/12/2021	17:00	7	9	33	110	64	27	4	0	0	0	0	0	0	0	0	0	0	0	0	254	34.5	25 to 35	81.5	31	12.2
22/12/2021	18:00	3	9	31	84	55	19	5	2	0	0	0	0	0	0	0	0	0	0	0	208	34.5	25 to 35	81.7	26	12.5
22/12/2021	19:00	3	4	21	60	45	24	5	1	0	0	0	0	0	0	0	0	0	0	0	163	36.2	30 to 40	79.1	30	18.4
22/12/2021	20:00	4	3	17	34	25	21	9	1	0	0	0	0	0	0	0	0	0	0	0	114	38.3	30 to 40	70.2	31	27.2
22/12/2021	21:00	2	4	10	31	31	11	2	0	0	0	0	0	0	0	0	0	0	0	0	91	34.8	30 to 40	80.2	13	14.3
22/12/2021	22:00	1	0	3	10	23	6	1	2	1	0	0	0	0	0	0	0	0	0	0	47	37.5	30 to 40	83.0	10	21.3
22/12/2021	23:00	0	0	3	6	13	3	0	0	0	0	0	0	0	0	0	0	0	0	0	25	34.6	25 to 35	88.0	3	12.0
24 Hr Summary		42	84	346	1096	1013	401	83	12	2	1	0	0	0	0	0	0	0	0	0	3080	35.5	30 to 40	81.5	499	16.2

Incoming Histogram

Tithe Barn Lane (KL facing) January 2022

from Wed-Dec-15-2021-01-00-PM to Thu-Jan-13-2022-09-59-AM

Date	Starting Hr:min	<15	15 to <20	20 to <25	25 to <30	30 to <35	35 to <40	40 to <45	45 to <50	50 to <55	55 to <60	60 to <65	65 to <70	70 to <75	75 to <80	80 to <85	85 to <90	90 to <95	95 to <100	100 to >105	Total Counts	85pct Speed	10MPH Pace	% in pace	# of Speeders	% Speeders	
23/12/2021	00:00	0	0	1	3	2	3	1	0	0	0	0	0	0	0	0	0	0	0	0	0	10	38.3	30 to 40	80.0	4	40.0
23/12/2021	01:00	0	0	1	1	3	0	0	1	0	0	0	0	0	0	0	0	0	0	0	0	6	35	25 to 35	83.3	1	16.7
23/12/2021	02:00	0	0	0	1	1	0	1	0	0	0	0	0	0	0	0	0	0	0	0	0	3	45	25 to 35	66.7	1	33.3
23/12/2021	03:00	0	0	0	2	0	0	0	0	0	0	0	0	0	0	0	0	0	0	0	0	2	30	20 to 30	100.0	*	*
23/12/2021	04:00	0	0	0	0	1	5	0	0	0	0	0	0	0	0	0	0	0	0	0	0	6	39	30 to 40	100.0	5	83.3
23/12/2021	05:00	0	0	2	14	5	6	4	0	0	0	0	0	0	0	0	0	0	0	0	0	31	39.2	30 to 40	80.6	10	32.3
23/12/2021	06:00	1	1	0	25	27	8	5	0	0	0	0	0	0	0	0	0	0	0	0	0	67	36.9	30 to 40	89.6	13	19.4
23/12/2021	07:00	0	2	14	51	37	18	8	1	1	0	0	0	0	0	0	0	0	0	0	0	132	37.2	30 to 40	80.3	28	21.2
23/12/2021	08:00	1	2	6	50	53	21	5	0	0	0	0	0	0	0	0	0	0	0	0	0	138	36.2	30 to 40	89.9	26	18.8
23/12/2021	09:00	1	0	12	71	62	22	5	1	0	0	0	0	0	0	0	0	0	0	0	0	174	35.5	30 to 40	89.1	28	16.1
23/12/2021	10:00	4	6	10	86	80	21	5	1	0	0	0	0	0	0	0	0	0	0	0	0	213	34.7	30 to 40	87.8	27	12.7
23/12/2021	11:00	2	5	19	97	80	19	5	0	0	0	0	0	0	0	0	0	0	0	0	0	227	34.4	25 to 35	86.3	24	10.6
23/12/2021	12:00	8	11	17	76	88	33	4	2	0	0	0	0	0	0	0	0	0	0	0	0	239	35.5	30 to 40	82.4	39	16.3
23/12/2021	13:00	7	12	23	84	76	24	6	1	0	0	0	0	0	0	0	0	0	0	0	0	233	34.7	30 to 40	79.0	31	13.3
23/12/2021	14:00	5	5	28	86	98	33	4	0	1	0	0	0	0	0	0	0	0	0	0	0	260	34.9	30 to 40	83.5	38	14.6
23/12/2021	15:00	3	7	19	94	66	35	8	0	0	0	0	0	0	0	0	0	0	0	0	0	232	36.1	30 to 40	84.1	43	18.5
23/12/2021	16:00	8	13	34	90	70	32	5	0	0	0	0	0	0	0	0	0	0	0	0	0	252	34.9	25 to 35	77.0	37	14.7
23/12/2021	17:00	8	12	30	99	63	21	5	1	0	0	0	0	0	0	0	0	0	0	0	0	239	34.3	25 to 35	80.3	27	11.3
23/12/2021	18:00	3	7	30	102	59	35	6	1	0	0	0	0	0	0	0	0	0	0	0	0	243	35.9	30 to 40	80.7	42	17.3
23/12/2021	19:00	1	6	13	67	52	17	3	0	0	0	0	0	0	0	0	0	0	0	0	0	159	34.6	30 to 40	85.5	20	12.6
23/12/2021	20:00	0	2	10	47	41	11	6	0	0	0	0	0	0	0	0	0	0	0	0	0	117	34.9	30 to 40	84.6	17	14.5
23/12/2021	21:00	1	2	18	34	27	13	1	2	0	0	0	0	0	0	0	0	0	0	0	0	98	35.4	25 to 35	80.6	16	16.3
23/12/2021	22:00	1	4	5	24	10	10	5	0	0	0	0	0	0	0	0	0	0	0	0	0	59	38	30 to 40	74.6	15	25.4
23/12/2021	23:00	1	0	4	9	5	4	1	1	0	0	0	0	0	0	0	0	0	0	0	0	25	37.5	25 to 35	72.0	6	24.0
24 Hr Summary		55	97	296	1213	1006	391	93	12	2	0	0	0	0	0	0	0	0	0	0	0	3165	35.3	30 to 40	82.5	498	15.7

Incoming Histogram

Tithe Barn Lane (KL facing) January 2022

from Wed-Dec-15-2021-01-00-PM to Thu-Jan-13-2022-09-59-AM

Date	Starting Hr:min	<15	15 to <20	20 to <25	25 to <30	30 to <35	35 to <40	40 to <45	45 to <50	50 to <55	55 to <60	60 to <65	65 to <70	70 to <75	75 to <80	80 to <85	85 to <90	90 to <95	95 to <100	100 to >105	Total Counts	85pct Speed	10MPH Pace	% in pace	# of Speeders	% Speeders
24/12/2021	00:00	1	0	2	10	3	4	1	0	0	0	0	0	0	0	0	0	0	0	0	21	37.5	30 to 40	81.0	5	23.8
24/12/2021	01:00	0	0	1	1	1	2	0	0	0	0	0	0	0	0	0	0	0	0	0	5	37.5	30 to 40	80.0	2	40.0
24/12/2021	02:00	0	0	0	0	2	0	0	1	1	0	0	0	0	0	0	0	0	0	0	4	50	25 to 35	50.0	2	50.0
24/12/2021	03:00	0	0	0	1	0	0	0	0	0	0	0	0	0	0	0	0	0	0	0	1	30	20 to 30	100.0	*	*
24/12/2021	04:00	0	0	1	1	2	1	2	0	0	0	0	0	0	0	0	0	0	0	0	7	42.5	35 to 45	71.4	3	42.9
24/12/2021	05:00	0	0	2	6	13	8	2	1	0	0	0	0	0	0	0	0	0	0	0	32	38.8	30 to 40	84.4	11	34.4
24/12/2021	06:00	1	2	4	15	11	16	2	2	0	0	0	0	0	0	0	0	0	0	0	53	38.8	30 to 40	79.2	20	37.7
24/12/2021	07:00	1	0	4	18	22	19	4	1	0	0	0	0	0	0	0	0	0	0	0	69	38.7	30 to 40	85.5	24	34.8
24/12/2021	08:00	2	0	12	33	48	21	3	0	0	0	0	0	0	0	0	0	0	0	0	119	36.4	30 to 40	85.7	24	20.2
24/12/2021	09:00	1	0	14	72	47	23	3	0	0	0	0	0	0	0	0	0	0	0	0	160	35.4	30 to 40	88.8	26	16.3
24/12/2021	10:00	2	3	12	80	72	32	1	1	0	0	0	0	0	0	0	0	0	0	0	203	35.6	30 to 40	90.6	34	16.7
24/12/2021	11:00	2	5	34	84	86	33	10	0	0	0	0	0	0	0	0	0	0	0	0	254	35.8	25 to 35	80.3	43	16.9
24/12/2021	12:00	1	5	18	91	84	44	7	2	0	0	0	0	0	0	0	0	0	0	0	252	36.7	30 to 40	86.9	53	21.0
24/12/2021	13:00	4	8	14	75	97	39	15	1	0	0	0	0	0	0	0	0	0	0	0	253	37.2	30 to 40	83.4	55	21.7
24/12/2021	14:00	4	7	28	83	71	31	8	0	1	0	0	0	0	0	0	0	0	0	0	233	35.8	30 to 40	79.4	40	17.2
24/12/2021	15:00	8	10	29	93	88	35	12	0	0	0	0	0	0	0	0	0	0	0	0	275	35.9	30 to 40	78.5	47	17.1
24/12/2021	16:00	13	9	25	99	67	25	6	5	0	0	0	0	0	0	0	0	0	0	0	249	34.9	25 to 35	76.7	36	14.5
24/12/2021	17:00	33	4	20	87	68	18	3	0	0	0	0	0	0	0	0	0	0	0	0	233	34	25 to 35	75.1	21	9.0
24/12/2021	18:00	10	8	12	61	46	24	0	0	1	0	0	0	0	0	0	0	0	0	0	162	35.2	30 to 40	80.9	25	15.4
24/12/2021	19:00	32	1	8	39	27	13	1	1	0	0	0	0	0	0	0	0	0	0	0	122	34.4	30 to 40	64.8	15	12.3
24/12/2021	20:00	232	4	7	25	19	12	5	2	0	0	0	0	0	0	0	0	0	0	0	306	28.4	10 to 20	77.1	19	6.2
24/12/2021	21:00	272	0	9	24	24	6	4	0	0	0	0	0	0	0	0	0	0	0	0	339	26.5	5 to 15	80.2	10	2.9
24/12/2021	22:00	40	1	4	10	13	10	0	0	0	0	0	0	0	0	0	0	0	0	0	78	34.2	10 to 20	52.6	10	12.8
24/12/2021	23:00	165	1	3	10	7	5	0	0	0	0	0	0	0	0	0	0	0	0	0	191	9.9	10 to 20	86.9	5	2.6
24 Hr Summary		824	68	263	1018	918	421	89	17	3	0	0	0	0	0	0	0	0	0	0	3621	34.9	30 to 40	65.1	530	14.6

Incoming Histogram

Tithe Barn Lane (KL facing) January 2022

from Wed-Dec-15-2021-01-00-PM to Thu-Jan-13-2022-09-59-AM

Date	Starting Hr:min	<15	15 to <20	20 to <25	25 to <30	30 to <35	35 to <40	40 to <45	45 to <50	50 to <55	55 to <60	60 to <65	65 to <70	70 to <75	75 to <80	80 to <85	85 to <90	90 to <95	95 to <100	100 to >105	Total Counts	85pct Speed	10MPH Pace	% in pace	# of Speeders	% Speeders	
25/12/2021	00:00	28	0	0	0	4	2	2	0	0	0	0	0	0	0	0	0	0	0	0	0	36	33.8	5 to 15	77.8	4	11.1
25/12/2021	01:00	0	0	0	3	2	0	0	0	0	0	0	0	0	0	0	0	0	0	0	0	5	32.5	25 to 35	100.0	*	*
25/12/2021	02:00	1	0	0	0	0	1	0	0	0	0	1	0	0	0	0	0	0	0	0	0	3	65	5 to 15	33.3	2	66.7
25/12/2021	03:00	0	0	0	1	2	1	0	0	0	0	0	0	0	0	0	0	0	0	0	0	4	35	30 to 40	100.0	1	25.0
25/12/2021	04:00	0	0	0	0	1	0	0	0	0	0	0	0	0	0	0	0	0	0	0	0	1	35	25 to 35	100.0	*	*
25/12/2021	05:00	0	0	0	1	1	0	0	0	0	0	0	0	0	0	0	0	0	0	0	0	2	35	25 to 35	100.0	*	*
25/12/2021	06:00	1	0	0	5	0	2	2	0	0	0	0	0	0	0	0	0	0	0	0	0	10	40	30 to 40	70.0	4	40.0
25/12/2021	07:00	7	0	0	10	11	6	2	0	0	0	0	0	0	0	0	0	0	0	0	0	36	37.5	30 to 40	75.0	8	22.2
25/12/2021	08:00	56	1	1	5	5	7	6	0	0	0	0	0	0	0	0	0	0	0	0	0	81	35.7	10 to 20	70.4	13	16.0
25/12/2021	09:00	0	3	1	13	22	9	3	1	0	0	0	0	0	0	0	0	0	0	0	0	52	37.8	30 to 40	84.6	13	25.0
25/12/2021	10:00	0	1	4	34	35	23	4	1	0	0	0	0	0	0	0	0	0	0	0	0	102	37.8	30 to 40	90.2	28	27.5
25/12/2021	11:00	1	2	6	44	52	20	4	0	0	0	0	0	0	0	0	0	0	0	0	0	129	36.2	30 to 40	89.9	24	18.6
25/12/2021	12:00	7	5	14	55	49	18	8	0	0	0	0	0	0	0	0	0	0	0	0	0	156	35.8	30 to 40	78.2	26	16.7
25/12/2021	13:00	3	3	16	43	28	13	9	2	1	1	0	0	0	0	0	0	0	0	0	0	119	38.1	25 to 35	73.1	26	21.8
25/12/2021	14:00	0	0	6	25	23	17	5	2	0	0	0	0	0	0	0	0	0	0	0	0	78	38.5	30 to 40	83.3	24	30.8
25/12/2021	15:00	0	2	6	20	30	12	2	1	1	0	0	0	0	0	0	0	0	0	0	0	74	37.1	30 to 40	83.8	16	21.6
25/12/2021	16:00	1	1	8	31	33	8	2	2	0	0	0	0	0	0	0	0	0	0	0	0	86	34.8	25 to 35	83.7	12	14.0
25/12/2021	17:00	0	2	7	32	33	17	5	1	0	0	0	0	0	0	0	0	0	0	0	0	97	37.4	30 to 40	84.5	23	23.7
25/12/2021	18:00	0	0	10	36	28	14	1	0	0	0	0	0	0	0	0	0	0	0	0	0	89	35.7	30 to 40	87.6	15	16.9
25/12/2021	19:00	0	3	15	26	27	11	0	1	0	0	0	0	0	0	0	0	0	0	0	0	83	35	25 to 35	81.9	12	14.5
25/12/2021	20:00	0	0	2	24	19	6	0	0	0	0	0	0	0	0	0	0	0	0	0	0	51	34.5	30 to 40	96.1	6	11.8
25/12/2021	21:00	1	1	7	14	14	6	3	1	0	0	0	0	0	0	0	0	0	0	0	0	47	37.5	25 to 35	74.5	10	21.3
25/12/2021	22:00	0	1	7	9	15	2	1	0	1	1	0	0	0	0	0	0	0	0	0	0	37	34.7	25 to 35	83.8	5	13.5
25/12/2021	23:00	0	1	2	10	11	3	1	0	0	0	0	0	0	0	0	0	0	0	0	0	28	35	30 to 40	85.7	4	14.3
24 Hr Summary		106	26	112	441	445	198	60	12	3	2	1	0	0	0	0	0	0	0	0	0	1406	36.6	30 to 40	77.1	276	19.6

Incoming Histogram

Tithe Barn Lane (KL facing) January 2022

from Wed-Dec-15-2021-01-00-PM to Thu-Jan-13-2022-09-59-AM

Date	Starting Hr:min	<15	15 to <20	20 to <25	25 to <30	30 to <35	35 to <40	40 to <45	45 to <50	50 to <55	55 to <60	60 to <65	65 to <70	70 to <75	75 to <80	80 to <85	85 to <90	90 to <95	95 to <100	100 to >105	Total Counts	85pct Speed	10MPH Pace	% in pace	# of Speeders	% Speeders
26/12/2021	00:00	0	1	0	0	1	1	1	0	1	1	0	0	0	0	0	0	0	0	0	6	55	35 to 45	50.0	4	66.7
26/12/2021	01:00	0	0	1	1	3	1	1	0	0	0	0	0	0	0	0	0	0	0	0	7	40	25 to 35	71.4	2	28.6
26/12/2021	02:00	49	0	1	1	0	2	0	0	0	0	0	0	0	0	0	0	0	0	0	53	9.7	5 to 15	92.5	2	3.8
26/12/2021	03:00	66	0	0	1	0	1	0	0	0	0	0	0	0	0	0	0	0	0	0	68	9.5	5 to 15	97.1	1	1.5
26/12/2021	04:00	0	0	0	0	1	0	0	0	0	0	0	0	0	0	0	0	0	0	0	1	35	25 to 35	100.0	*	*
26/12/2021	05:00	0	0	0	1	0	0	0	0	0	0	0	0	0	0	0	0	0	0	0	1	30	20 to 30	100.0	*	*
26/12/2021	06:00	0	0	2	3	6	4	1	0	0	0	0	0	0	0	0	0	0	0	0	16	38.8	30 to 40	81.3	5	31.3
26/12/2021	07:00	0	0	1	6	9	6	1	0	1	0	0	0	0	0	0	0	0	0	0	24	38.3	30 to 40	87.5	8	33.3
26/12/2021	08:00	0	0	1	14	6	9	1	0	0	0	0	0	0	0	0	0	0	0	0	31	37.8	30 to 40	93.5	10	32.3
26/12/2021	09:00	0	1	1	11	26	16	4	1	0	0	0	0	0	0	0	0	0	0	0	60	38.8	30 to 40	88.3	21	35.0
26/12/2021	10:00	20	3	11	28	25	19	2	0	0	0	0	0	0	0	0	0	0	0	0	108	36.3	30 to 40	66.7	21	19.4
26/12/2021	11:00	176	0	7	37	47	31	8	0	0	0	0	0	0	0	0	0	0	0	0	306	34.3	5 to 15	57.5	39	12.7
26/12/2021	12:00	1	4	5	49	53	23	7	4	0	0	0	0	0	0	0	0	0	0	0	146	37.6	30 to 40	85.6	34	23.3
26/12/2021	13:00	3	0	7	43	47	28	3	2	0	0	0	0	0	0	0	0	0	0	0	133	37.3	30 to 40	88.7	33	24.8
26/12/2021	14:00	1	1	9	29	43	34	2	2	0	0	0	0	0	0	0	0	0	0	0	121	37.9	30 to 40	87.6	38	31.4
26/12/2021	15:00	1	2	7	34	42	12	5	1	0	0	0	0	0	0	0	0	0	0	0	104	35.8	30 to 40	84.6	18	17.3
26/12/2021	16:00	2	1	10	40	34	22	4	1	0	0	0	0	0	0	0	0	0	0	0	114	37.3	30 to 40	84.2	27	23.7
26/12/2021	17:00	1	1	5	27	44	26	5	1	1	0	0	0	0	0	0	0	0	0	0	111	38.1	30 to 40	87.4	33	29.7
26/12/2021	18:00	0	2	5	31	21	16	4	0	0	0	0	0	0	0	0	0	0	0	0	79	37.5	30 to 40	86.1	20	25.3
26/12/2021	19:00	2	3	13	21	30	9	6	1	0	0	0	0	0	0	0	0	0	0	0	85	36.7	25 to 35	75.3	16	18.8
26/12/2021	20:00	0	0	6	21	20	7	0	3	0	0	0	0	0	0	0	0	0	0	0	57	35.7	30 to 40	84.2	10	17.5
26/12/2021	21:00	1	3	5	23	11	4	5	0	1	0	0	0	0	0	0	0	0	0	0	53	37.5	25 to 35	73.6	10	18.9
26/12/2021	22:00	0	0	4	12	12	10	0	0	0	0	0	0	0	0	0	0	0	0	0	38	37	30 to 40	89.5	10	26.3
26/12/2021	23:00	0	0	1	8	4	3	2	1	0	0	0	0	0	0	0	0	0	0	0	19	40	30 to 40	78.9	6	31.6
24 Hr Summary		323	22	102	441	485	284	62	17	4	1	0	0	0	0	0	0	0	0	0	1741	36.9	30 to 40	69.5	368	21.1

Incoming Histogram

Tithe Barn Lane (KL facing) January 2022

from Wed-Dec-15-2021-01-00-PM to Thu-Jan-13-2022-09-59-AM

Date	Starting Hr:min	<15	15 to <20	20 to <25	25 to <30	30 to <35	35 to <40	40 to <45	45 to <50	50 to <55	55 to <60	60 to <65	65 to <70	70 to <75	75 to <80	80 to <85	85 to <90	90 to <95	95 to <100	100 to >105	Total Counts	85pct Speed	10MPH Pace	% in pace	# of Speeders	% Speeders	
27/12/2021	00:00	0	0	0	5	3	2	1	1	0	0	0	0	0	0	0	0	0	0	0	0	12	40	30 to 40	83.3	4	33.3
27/12/2021	01:00	0	0	1	3	3	1	1	0	0	0	0	0	0	0	0	0	0	0	0	0	9	40	25 to 35	77.8	2	22.2
27/12/2021	02:00	0	0	0	0	0	1	2	0	0	0	0	0	0	0	0	0	0	0	0	0	3	45	35 to 45	100.0	3	100.0
27/12/2021	03:00	0	2	0	3	1	1	0	0	0	0	0	0	0	0	0	0	0	0	0	0	7	35	20 to 30	71.4	1	14.3
27/12/2021	04:00	0	1	0	0	1	0	0	0	0	0	0	0	0	0	0	0	0	0	0	0	2	35	10 to 20	50.0	*	*
27/12/2021	05:00	0	1	1	2	4	5	1	0	0	0	0	0	0	0	0	0	0	0	0	0	14	39	30 to 40	78.6	6	42.9
27/12/2021	06:00	0	0	2	8	6	6	2	0	0	0	0	0	0	0	0	0	0	0	0	0	24	38.3	30 to 40	83.3	8	33.3
27/12/2021	07:00	0	1	1	16	6	7	2	0	0	0	0	0	0	0	0	0	0	0	0	0	33	37.9	30 to 40	87.9	9	27.3
27/12/2021	08:00	0	3	3	11	19	10	1	0	0	0	0	0	0	0	0	0	0	0	0	0	47	37	30 to 40	85.1	11	23.4
27/12/2021	09:00	16	3	4	26	24	9	2	1	0	0	0	0	0	0	0	0	0	0	0	0	85	34.8	30 to 40	69.4	12	14.1
27/12/2021	10:00	0	6	3	28	41	15	3	0	1	0	0	0	0	0	0	0	0	0	0	0	97	36.3	30 to 40	86.6	19	19.6
27/12/2021	11:00	4	3	9	46	51	29	4	1	0	0	0	0	0	0	0	0	0	0	0	0	147	37.1	30 to 40	85.7	34	23.1
27/12/2021	12:00	3	4	9	38	53	20	7	2	0	1	0	0	0	0	0	0	0	0	0	0	137	37.2	30 to 40	81.0	30	21.9
27/12/2021	13:00	3	4	7	29	46	21	3	0	0	0	0	0	0	0	0	0	0	0	0	0	113	36.7	30 to 40	85.0	24	21.2
27/12/2021	14:00	3	3	9	28	62	25	6	1	0	0	0	0	0	0	0	0	0	0	0	0	137	37.2	30 to 40	83.9	32	23.4
27/12/2021	15:00	5	2	8	60	41	27	2	1	0	0	0	0	0	0	0	0	0	0	0	0	146	36.5	30 to 40	87.7	30	20.5
27/12/2021	16:00	1	8	9	40	58	11	8	0	0	0	0	0	0	0	0	0	0	0	0	0	135	34.9	30 to 40	80.7	19	14.1
27/12/2021	17:00	0	1	7	41	60	21	3	0	1	0	0	0	0	0	0	0	0	0	0	0	134	36.2	30 to 40	91.0	25	18.7
27/12/2021	18:00	3	3	17	33	27	15	3	0	0	0	0	0	0	0	0	0	0	0	0	0	101	36	25 to 35	76.2	18	17.8
27/12/2021	19:00	2	1	7	34	36	6	8	0	0	0	0	0	0	0	0	0	0	0	0	0	94	35	25 to 35	81.9	14	14.9
27/12/2021	20:00	3	2	17	36	16	10	1	0	0	0	0	0	0	0	0	0	0	0	0	0	85	34.4	25 to 35	81.2	11	12.9
27/12/2021	21:00	1	0	3	15	16	7	3	0	0	0	0	0	0	0	0	0	0	0	0	0	45	37.1	30 to 40	84.4	10	22.2
27/12/2021	22:00	0	0	4	5	9	7	1	0	0	0	0	0	0	0	0	0	0	0	0	0	26	37.9	30 to 40	80.8	8	30.8
27/12/2021	23:00	0	0	1	8	5	1	5	1	1	0	0	0	0	0	0	0	0	0	0	0	22	44	25 to 35	63.6	8	36.4
24 Hr Summary		44	48	122	515	588	257	69	8	3	1	0	0	0	0	0	0	0	0	0	0	1655	36.8	30 to 40	82.2	338	20.4

Incoming Histogram

Tithe Barn Lane (KL facing) January 2022

from Wed-Dec-15-2021-01-00-PM to Thu-Jan-13-2022-09-59-AM

Date	Starting Hr:min	<15	15 to <20	20 to <25	25 to <30	30 to <35	35 to <40	40 to <45	45 to <50	50 to <55	55 to <60	60 to <65	65 to <70	70 to <75	75 to <80	80 to <85	85 to <90	90 to <95	95 to <100	100 to >105	Total Counts	85pct Speed	10MPH Pace	% in pace	# of Speeders	% Speeders
28/12/2021	00:00	0	0	1	1	4	6	1	0	0	0	0	0	0	0	0	0	0	0	0	13	39.2	30 to 40	84.6	7	53.8
28/12/2021	01:00	0	0	0	4	4	0	0	0	0	0	0	0	0	0	0	0	0	0	0	8	33.8	25 to 35	100.0	*	*
28/12/2021	02:00	0	0	0	0	0	0	1	1	0	0	0	0	0	0	0	0	0	0	0	2	50	40 to 50	100.0	2	100.0
28/12/2021	03:00	0	0	1	1	2	1	0	0	0	0	0	0	0	0	0	0	0	0	0	5	35	25 to 35	80.0	1	20.0
28/12/2021	04:00	0	0	0	0	1	1	0	0	0	0	0	0	0	0	0	0	0	0	0	2	40	30 to 40	100.0	1	50.0
28/12/2021	05:00	0	0	0	0	3	4	2	0	0	0	0	0	0	0	0	0	0	0	0	9	42.5	35 to 45	100.0	6	66.7
28/12/2021	06:00	0	0	0	8	10	2	1	1	0	0	0	0	0	0	0	0	0	0	0	22	37.5	30 to 40	90.9	4	18.2
28/12/2021	07:00	0	2	3	8	15	5	4	0	0	0	0	0	0	0	0	0	0	0	0	37	38	30 to 40	75.7	9	24.3
28/12/2021	08:00	1	1	1	22	23	12	4	1	0	0	0	0	0	0	0	0	0	0	0	65	37.9	30 to 40	87.7	17	26.2
28/12/2021	09:00	1	2	10	38	31	9	1	1	0	0	0	0	0	0	0	0	0	0	0	93	34.5	25 to 35	84.9	11	11.8
28/12/2021	10:00	1	2	19	35	52	18	2	1	0	0	0	0	0	0	0	0	0	0	0	130	35.3	25 to 35	81.5	21	16.2
28/12/2021	11:00	0	1	11	60	50	22	7	1	0	0	0	0	0	0	0	0	0	0	0	152	36.6	30 to 40	86.8	30	19.7
28/12/2021	12:00	2	5	11	62	54	31	6	3	0	0	0	0	0	0	0	0	0	0	0	174	37.3	30 to 40	84.5	40	23.0
28/12/2021	13:00	3	5	18	56	63	25	5	1	0	0	0	0	0	0	0	0	0	0	0	176	36	30 to 40	81.8	31	17.6
28/12/2021	14:00	1	3	15	63	62	27	4	1	0	0	0	0	0	0	0	0	0	0	0	176	36.1	30 to 40	86.4	32	18.2
28/12/2021	15:00	2	0	17	62	67	20	6	0	0	0	0	0	0	0	0	0	0	0	0	174	35	30 to 40	85.6	26	14.9
28/12/2021	16:00	1	8	12	57	56	22	3	0	0	0	0	0	0	0	0	0	0	0	0	159	35.2	30 to 40	84.9	25	15.7
28/12/2021	17:00	1	3	7	48	49	14	2	0	1	0	0	0	0	0	0	0	0	0	0	125	34.8	30 to 40	88.8	17	13.6
28/12/2021	18:00	1	0	12	30	44	22	6	1	2	0	0	0	0	0	0	0	0	0	0	118	38	30 to 40	81.4	31	26.3
28/12/2021	19:00	3	4	11	43	35	21	2	1	0	0	0	0	0	0	0	0	0	0	0	120	36.4	30 to 40	82.5	24	20.0
28/12/2021	20:00	1	2	4	28	18	15	3	3	1	0	0	0	0	0	0	0	0	0	0	75	38.7	30 to 40	81.3	22	29.3
28/12/2021	21:00	0	4	2	12	17	8	2	1	0	0	0	0	0	0	0	0	0	0	0	46	37.5	30 to 40	80.4	11	23.9
28/12/2021	22:00	1	0	6	9	12	7	2	1	0	0	0	0	0	0	0	0	0	0	0	38	37.9	30 to 40	73.7	10	26.3
28/12/2021	23:00	0	0	2	3	1	4	3	1	0	0	0	0	0	0	0	0	0	0	0	14	43.3	30 to 40	57.1	8	57.1
24 Hr Summary		19	42	163	650	673	296	67	19	4	0	0	0	0	0	0	0	0	0	0	1933	36.6	30 to 40	83.8	386	20.0

Incoming Histogram

Tithe Barn Lane (KL facing) January 2022

from Wed-Dec-15-2021-01-00-PM to Thu-Jan-13-2022-09-59-AM

Date	Starting Hr:min	<15	15 to <20	20 to <25	25 to <30	30 to <35	35 to <40	40 to <45	45 to <50	50 to <55	55 to <60	60 to <65	65 to <70	70 to <75	75 to <80	80 to <85	85 to <90	90 to <95	95 to <100	100 to >105	Total Counts	85pct Speed	10MPH Pace	% in pace	# of Speeders	% Speeders
29/12/2021	00:00	0	0	2	3	5	2	3	0	0	0	0	0	0	0	0	0	0	0	0	15	41.7	25 to 35	66.7	5	33.3
29/12/2021	01:00	0	0	0	0	4	1	1	0	0	0	0	0	0	0	0	0	0	0	0	6	40	35 to 45	100.0	2	33.3
29/12/2021	02:00	0	0	0	2	0	0	0	1	0	0	0	0	0	0	0	0	0	0	0	3	50	20 to 30	66.7	1	33.3
29/12/2021	03:00	0	0	0	1	3	0	0	0	0	0	0	0	0	0	0	0	0	0	0	4	33.3	25 to 35	100.0	*	*
29/12/2021	04:00	0	0	1	1	0	4	1	0	0	0	0	0	0	0	0	0	0	0	0	7	40	30 to 40	71.4	5	71.4
29/12/2021	05:00	0	0	0	6	5	3	1	0	0	0	0	0	0	0	0	0	0	0	0	15	38.3	30 to 40	93.3	4	26.7
29/12/2021	06:00	2	0	2	16	12	4	1	0	0	0	0	0	0	0	0	0	0	0	0	37	34.6	30 to 40	86.5	5	13.5
29/12/2021	07:00	0	1	5	24	23	12	0	0	0	0	0	0	0	0	0	0	0	0	0	65	35.8	30 to 40	90.8	12	18.5
29/12/2021	08:00	2	3	8	37	22	23	5	1	0	0	0	0	0	0	0	0	0	0	0	101	38	30 to 40	81.2	29	28.7
29/12/2021	09:00	0	4	14	43	29	17	2	0	0	0	0	0	0	0	0	0	0	0	0	109	35.9	30 to 40	81.7	19	17.4
29/12/2021	10:00	3	5	11	59	54	14	4	1	0	0	0	0	0	0	0	0	0	0	0	151	34.6	30 to 40	84.1	19	12.6
29/12/2021	11:00	0	5	14	71	65	24	2	0	0	0	0	0	0	0	0	0	0	0	0	181	34.9	30 to 40	88.4	26	14.4
29/12/2021	12:00	4	2	17	60	74	34	9	0	0	0	0	0	0	0	0	0	0	0	0	200	36.9	30 to 40	84.0	43	21.5
29/12/2021	13:00	0	5	15	65	54	33	3	3	0	0	0	0	0	0	0	0	0	0	0	178	36.8	30 to 40	85.4	39	21.9
29/12/2021	14:00	3	9	15	66	75	17	3	0	0	0	0	0	0	0	0	0	0	0	0	188	34.5	30 to 40	84.0	20	10.6
29/12/2021	15:00	1	8	11	68	61	28	4	1	0	0	0	0	0	0	0	0	0	0	0	182	36.1	30 to 40	86.3	33	18.1
29/12/2021	16:00	1	6	25	59	50	33	6	0	0	0	0	0	0	0	0	0	0	0	0	180	36.8	30 to 40	78.9	39	21.7
29/12/2021	17:00	3	3	14	70	46	21	6	0	0	0	0	0	0	0	0	0	0	0	0	163	35.7	30 to 40	84.0	27	16.6
29/12/2021	18:00	0	3	18	48	53	15	2	0	0	0	0	0	0	0	0	0	0	0	0	139	34.6	25 to 35	85.6	17	12.2
29/12/2021	19:00	1	4	22	37	34	18	3	1	0	0	0	0	0	0	0	0	0	0	0	120	36.1	25 to 35	77.5	22	18.3
29/12/2021	20:00	3	2	9	20	21	16	1	1	0	0	0	0	0	0	0	0	0	0	0	73	37.2	30 to 40	78.1	18	24.7
29/12/2021	21:00	0	3	4	23	14	8	3	0	0	0	0	0	0	0	0	0	0	0	0	55	36.9	30 to 40	81.8	11	20.0
29/12/2021	22:00	0	1	2	12	12	3	1	0	0	0	0	0	0	0	0	0	0	0	0	31	34.6	30 to 40	87.1	4	12.9
29/12/2021	23:00	0	0	5	7	7	1	1	0	0	0	0	0	0	0	0	0	0	0	0	21	34.3	25 to 35	90.5	2	9.5
24 Hr Summary		23	64	214	798	723	331	62	9	0	0	0	0	0	0	0	0	0	0	0	2224	36	30 to 40	83.3	402	18.1

Incoming Histogram

Tithe Barn Lane (KL facing) January 2022

from Wed-Dec-15-2021-01-00-PM to Thu-Jan-13-2022-09-59-AM

Date	Starting Hr:min	<15	15 to <20	20 to <25	25 to <30	30 to <35	35 to <40	40 to <45	45 to <50	50 to <55	55 to <60	60 to <65	65 to <70	70 to <75	75 to <80	80 to <85	85 to <90	90 to <95	95 to <100	100 to >105	Total Counts	85pct Speed	10MPH Pace	% in pace	# of Speeders	% Speeders
30/12/2021	00:00	0	0	2	3	6	2	0	0	1	0	0	0	0	0	0	0	0	0	0	14	37.5	25 to 35	78.6	3	21.4
30/12/2021	01:00	0	0	0	2	1	0	0	0	0	0	0	0	0	0	0	0	0	0	0	3	35	25 to 35	100.0	*	*
30/12/2021	02:00	0	0	0	2	0	1	0	0	0	0	0	0	0	0	0	0	0	0	0	3	40	30 to 40	100.0	1	33.3
30/12/2021	03:00	0	0	1	1	0	0	1	0	0	0	0	0	0	0	0	0	0	0	0	3	45	20 to 30	66.7	1	33.3
30/12/2021	04:00	0	0	0	0	0	1	1	0	0	0	0	0	0	0	0	0	0	0	0	2	45	35 to 45	100.0	2	100.0
30/12/2021	05:00	0	1	1	4	7	6	0	0	0	0	0	0	0	0	0	0	0	0	0	19	37.5	30 to 40	89.5	6	31.6
30/12/2021	06:00	0	1	2	11	12	7	3	0	0	0	0	0	0	0	0	0	0	0	0	36	38.6	30 to 40	83.3	10	27.8
30/12/2021	07:00	0	1	7	22	18	10	3	0	0	0	0	0	0	0	0	0	0	0	0	61	37	30 to 40	82.0	13	21.3
30/12/2021	08:00	0	2	11	34	31	18	1	1	0	0	0	0	0	0	0	0	0	0	0	98	36.4	30 to 40	84.7	20	20.4
30/12/2021	09:00	0	2	11	35	45	25	4	2	0	0	0	0	0	0	0	0	0	0	0	124	37.4	30 to 40	84.7	31	25.0
30/12/2021	10:00	1	1	20	65	50	14	7	0	0	0	0	0	0	0	0	0	0	0	0	158	34.7	25 to 35	85.4	21	13.3
30/12/2021	11:00	4	4	22	62	62	32	6	1	0	0	0	0	0	0	0	0	0	0	0	193	36.6	30 to 40	80.8	39	20.2
30/12/2021	12:00	1	7	19	68	72	25	5	0	0	0	0	0	0	0	0	0	0	0	0	197	35	30 to 40	83.8	30	15.2
30/12/2021	13:00	6	3	10	84	58	24	4	1	0	0	0	0	0	0	0	0	0	0	0	190	35.2	30 to 40	87.4	29	15.3
30/12/2021	14:00	1	1	15	66	71	24	7	0	0	0	0	0	0	0	0	0	0	0	0	185	35.6	30 to 40	87.0	31	16.8
30/12/2021	15:00	0	5	13	62	52	32	6	0	0	0	0	0	0	0	0	0	0	0	0	170	36.9	30 to 40	85.9	38	22.4
30/12/2021	16:00	5	7	30	70	59	18	0	1	0	0	0	0	0	0	0	0	0	0	0	190	34.2	25 to 35	83.7	19	10.0
30/12/2021	17:00	2	8	29	55	53	13	10	2	0	0	0	0	0	0	0	0	0	0	0	172	34.9	25 to 35	79.7	25	14.5
30/12/2021	18:00	1	9	14	54	53	18	8	0	0	0	0	0	0	0	0	0	0	0	0	157	35.6	30 to 40	79.6	26	16.6
30/12/2021	19:00	2	1	7	46	37	8	4	0	0	0	0	0	0	0	0	0	0	0	0	105	34.5	30 to 40	86.7	12	11.4
30/12/2021	20:00	1	6	3	21	19	11	6	0	0	0	0	0	0	0	0	0	0	0	0	67	38.2	30 to 40	76.1	17	25.4
30/12/2021	21:00	0	0	4	25	10	4	0	2	0	0	0	0	0	0	0	0	0	0	0	45	34.5	25 to 35	86.7	6	13.3
30/12/2021	22:00	1	3	4	17	13	1	5	0	0	0	0	0	0	0	0	0	0	0	0	44	34.6	25 to 35	77.3	6	13.6
30/12/2021	23:00	0	0	2	7	9	5	1	1	0	0	0	0	0	0	0	0	0	0	0	25	38	30 to 40	84.0	7	28.0
24 Hr Summary		25	62	227	816	738	299	82	11	1	0	0	0	0	0	0	0	0	0	0	2261	35.9	30 to 40	82.0	393	17.4

Incoming Histogram

Tithe Barn Lane (KL facing) January 2022

from Wed-Dec-15-2021-01-00-PM to Thu-Jan-13-2022-09-59-AM

Date	Starting Hr:min	<15	15 to <20	20 to <25	25 to <30	30 to <35	35 to <40	40 to <45	45 to <50	50 to <55	55 to <60	60 to <65	65 to <70	70 to <75	75 to <80	80 to <85	85 to <90	90 to <95	95 to <100	100 to >105	Total Counts	85pct Speed	10MPH Pace	% in pace	# of Speeders	% Speeders	
31/12/2021	00:00	0	1	0	0	1	0	1	0	0	0	0	0	0	0	0	0	0	0	0	0	3	45	35 to 45	66.7	1	33.3
31/12/2021	01:00	0	0	2	3	2	1	2	0	0	0	0	0	0	0	0	0	0	0	0	0	10	40	25 to 35	70.0	3	30.0
31/12/2021	02:00	0	0	0	1	0	2	0	0	0	0	0	0	0	0	0	0	0	0	0	0	3	40	30 to 40	100.0	2	66.7
31/12/2021	03:00	0	0	0	0	1	1	0	0	0	0	0	0	0	0	0	0	0	0	0	0	2	40	30 to 40	100.0	1	50.0
31/12/2021	04:00	0	0	0	1	0	1	1	0	0	0	0	0	0	0	0	0	0	0	0	0	3	45	30 to 40	66.7	2	66.7
31/12/2021	05:00	0	0	2	5	4	4	1	0	0	0	0	0	0	0	0	0	0	0	0	0	16	38.8	30 to 40	81.3	5	31.3
31/12/2021	06:00	0	0	2	15	7	6	2	0	0	0	0	0	0	0	0	0	0	0	0	0	32	37.5	30 to 40	87.5	8	25.0
31/12/2021	07:00	1	1	8	23	27	13	0	0	0	0	0	0	0	0	0	0	0	0	0	0	73	35.8	30 to 40	86.3	13	17.8
31/12/2021	08:00	0	1	6	34	40	10	1	0	0	0	0	0	0	0	0	0	0	0	0	0	92	34.6	30 to 40	91.3	11	12.0
31/12/2021	09:00	0	4	4	48	43	19	1	1	0	0	0	0	0	0	0	0	0	0	0	0	120	35.8	30 to 40	91.7	21	17.5
31/12/2021	10:00	1	4	9	61	53	26	6	1	0	0	0	0	0	0	0	0	0	0	0	0	161	36.7	30 to 40	87.0	33	20.5
31/12/2021	11:00	0	4	13	67	59	29	6	0	0	0	0	0	0	0	0	0	0	0	0	0	178	36.4	30 to 40	87.1	35	19.7
31/12/2021	12:00	0	5	26	79	75	16	4	3	0	0	0	0	0	0	0	0	0	0	0	0	208	34.5	25 to 35	86.5	23	11.1
31/12/2021	13:00	2	7	23	81	64	28	7	2	0	0	0	0	0	0	0	0	0	0	0	0	214	35.9	30 to 40	80.8	37	17.3
31/12/2021	14:00	4	4	21	68	73	29	7	2	0	0	0	0	0	0	0	0	0	0	0	0	208	36.2	30 to 40	81.7	38	18.3
31/12/2021	15:00	4	4	18	81	76	31	2	0	0	0	0	0	0	0	0	0	0	0	0	0	216	35.2	30 to 40	87.0	33	15.3
31/12/2021	16:00	2	3	29	81	76	21	6	1	0	0	0	0	0	0	0	0	0	0	0	0	219	34.7	25 to 35	84.9	28	12.8
31/12/2021	17:00	2	4	16	73	54	28	1	3	0	0	0	0	0	0	0	0	0	0	0	0	181	35.9	30 to 40	85.6	32	17.7
31/12/2021	18:00	1	4	18	47	59	25	3	1	0	1	0	0	0	0	0	0	0	0	0	0	159	36.2	30 to 40	82.4	30	18.9
31/12/2021	19:00	2	7	12	42	38	18	9	2	0	0	0	0	0	0	0	0	0	0	0	0	130	37.5	30 to 40	75.4	29	22.3
31/12/2021	20:00	2	6	8	22	30	16	8	1	0	0	0	0	0	0	0	0	0	0	0	0	93	38.4	30 to 40	73.1	25	26.9
31/12/2021	21:00	2	1	3	18	24	5	5	1	0	0	0	0	0	0	0	0	0	0	0	0	59	37	30 to 40	79.7	11	18.6
31/12/2021	22:00	0	0	5	12	11	8	2	0	0	0	0	0	0	0	0	0	0	0	0	0	38	37.5	30 to 40	81.6	10	26.3
31/12/2021	23:00	0	0	2	2	4	2	1	1	0	0	0	0	0	0	0	0	0	0	0	0	12	40	25 to 35	66.7	4	33.3
24 Hr Summary		23	60	227	864	821	339	76	19	0	1	0	0	0	0	0	0	0	0	0	0	2430	36	30 to 40	83.3	435	17.9

Incoming Histogram

Tithe Barn Lane (KL facing) January 2022

from Wed-Dec-15-2021-01-00-PM to Thu-Jan-13-2022-09-59-AM

Date	Starting Hr:min	<15	15 to <20	20 to <25	25 to <30	30 to <35	35 to <40	40 to <45	45 to <50	50 to <55	55 to <60	60 to <65	65 to <70	70 to <75	75 to <80	80 to <85	85 to <90	90 to <95	95 to <100	100 to >105	Total Counts	85pct Speed	10MPH Pace	% in pace	# of Speeders	% Speeders
01/01/2022	00:00	1	4	3	16	12	5	4	0	0	0	0	0	0	0	0	0	0	0	0	45	37	30 to 40	73.3	9	20.0
01/01/2022	01:00	0	1	5	6	10	5	4	0	0	0	0	0	0	0	0	0	0	0	0	31	39	25 to 35	67.7	9	29.0
01/01/2022	02:00	0	0	1	7	6	3	2	1	0	0	0	0	0	0	0	0	0	0	0	20	40	30 to 40	80.0	6	30.0
01/01/2022	03:00	0	0	1	1	3	1	2	0	0	0	0	0	0	0	0	0	0	0	0	8	42.5	35 to 45	75.0	3	37.5
01/01/2022	04:00	0	0	1	1	0	1	0	0	0	0	0	0	0	0	0	0	0	0	0	3	40	20 to 30	66.7	1	33.3
01/01/2022	05:00	0	0	0	0	2	1	0	0	0	0	0	0	0	0	0	0	0	0	0	3	40	30 to 40	100.0	1	33.3
01/01/2022	06:00	0	0	1	4	2	5	1	0	0	0	0	0	0	0	0	0	0	0	0	13	39	30 to 40	84.6	6	46.2
01/01/2022	07:00	0	0	0	12	11	7	3	0	0	0	0	0	0	0	0	0	0	0	0	33	38.6	30 to 40	90.9	10	30.3
01/01/2022	08:00	1	0	4	9	17	3	4	0	0	0	0	0	0	0	0	0	0	0	0	38	36.7	25 to 35	78.9	7	18.4
01/01/2022	09:00	0	0	8	18	21	11	0	0	0	0	0	0	0	0	0	0	0	0	0	58	35.9	30 to 40	86.2	11	19.0
01/01/2022	10:00	2	1	7	32	31	14	1	0	0	0	0	0	0	0	0	0	0	0	0	88	35.7	30 to 40	87.5	15	17.0
01/01/2022	11:00	1	3	5	41	52	17	1	0	1	0	0	0	0	0	0	0	0	0	0	121	35.3	30 to 40	90.9	19	15.7
01/01/2022	12:00	1	5	9	51	52	22	10	0	0	0	0	0	0	0	0	0	0	0	0	150	37.3	30 to 40	83.3	32	21.3
01/01/2022	13:00	0	2	12	44	60	32	4	1	0	0	0	0	0	0	0	0	0	0	0	155	37.2	30 to 40	87.7	37	23.9
01/01/2022	14:00	6	0	8	39	46	25	5	1	0	0	0	0	0	0	0	0	0	0	0	130	37.2	30 to 40	84.6	31	23.8
01/01/2022	15:00	2	4	9	53	53	19	3	0	0	0	0	0	0	0	0	0	0	0	0	143	35.3	30 to 40	87.4	22	15.4
01/01/2022	16:00	0	2	17	46	52	18	4	0	0	0	0	0	0	0	0	0	0	0	0	139	35.3	30 to 40	83.5	22	15.8
01/01/2022	17:00	4	3	8	34	34	17	6	1	0	0	0	0	0	0	0	0	0	0	0	107	37.4	30 to 40	79.4	24	22.4
01/01/2022	18:00	0	1	11	36	46	20	1	1	0	0	0	0	0	0	0	0	0	0	0	116	36.2	30 to 40	87.9	22	19.0
01/01/2022	19:00	0	2	9	23	33	13	2	1	0	0	0	0	0	0	0	0	0	0	0	83	36.5	30 to 40	83.1	16	19.3
01/01/2022	20:00	0	3	6	16	18	7	6	1	0	0	0	0	0	0	0	0	0	0	0	57	38.6	30 to 40	71.9	14	24.6
01/01/2022	21:00	0	0	6	16	3	5	4	0	0	0	0	0	0	0	0	0	0	0	0	34	39	25 to 35	73.5	9	26.5
01/01/2022	22:00	0	2	2	6	9	5	0	0	0	1	0	0	0	0	0	0	0	0	0	25	37	30 to 40	80.0	6	24.0
01/01/2022	23:00	0	0	0	1	3	2	2	0	0	0	0	0	0	0	0	0	0	0	0	8	42.5	35 to 45	87.5	4	50.0
24 Hr Summary		18	33	133	512	576	258	69	7	1	1	0	0	0	0	0	0	0	0	0	1608	36.8	30 to 40	83.7	336	20.9

Incoming Histogram

Tithe Barn Lane (KL facing) January 2022

from Wed-Dec-15-2021-01-00-PM to Thu-Jan-13-2022-09-59-AM

Date	Starting Hr:min	<15	15 to <20	20 to <25	25 to <30	30 to <35	35 to <40	40 to <45	45 to <50	50 to <55	55 to <60	60 to <65	65 to <70	70 to <75	75 to <80	80 to <85	85 to <90	90 to <95	95 to <100	100 to >105	Total Counts	85pct Speed	10MPH Pace	% in pace	# of Speeders	% Speeders	
02/01/2022	00:00	0	0	0	1	0	1	0	0	1	0	0	0	0	0	0	0	0	0	0	0	3	55	30 to 40	66.7	2	66.7
02/01/2022	01:00	0	0	0	4	2	1	1	0	0	0	0	0	0	0	0	0	0	0	0	0	8	40	30 to 40	87.5	2	25.0
02/01/2022	02:00	0	0	1	2	2	0	0	0	0	0	0	0	0	0	0	0	0	0	0	0	5	32.5	25 to 35	100.0	*	*
02/01/2022	03:00	0	0	0	1	0	1	0	0	0	0	0	0	0	0	0	0	0	0	0	0	2	40	30 to 40	100.0	1	50.0
02/01/2022	04:00	0	0	0	0	0	0	1	1	0	0	0	0	0	0	0	0	0	0	0	0	2	50	40 to 50	100.0	2	100.0
02/01/2022	05:00	0	0	0	4	1	2	0	0	0	0	0	0	0	0	0	0	0	0	0	0	7	37.5	30 to 40	100.0	2	28.6
02/01/2022	06:00	0	0	1	4	2	3	0	0	0	0	0	0	0	0	0	0	0	0	0	0	10	36.7	30 to 40	90.0	3	30.0
02/01/2022	07:00	0	0	1	15	9	5	1	0	0	0	0	0	0	0	0	0	0	0	0	0	31	36	30 to 40	93.5	6	19.4
02/01/2022	08:00	0	1	6	6	12	9	3	0	0	0	0	0	0	0	0	0	0	0	0	0	37	38.3	30 to 40	73.0	12	32.4
02/01/2022	09:00	0	3	4	25	31	17	4	0	0	0	0	0	0	0	0	0	0	0	0	0	84	37.4	30 to 40	86.9	21	25.0
02/01/2022	10:00	0	3	6	25	46	19	0	1	0	0	0	0	0	0	0	0	0	0	0	0	100	36.3	30 to 40	90.0	20	20.0
02/01/2022	11:00	2	0	14	52	57	24	8	1	0	0	0	0	0	0	0	0	0	0	0	0	158	36.9	30 to 40	84.2	33	20.9
02/01/2022	12:00	6	6	11	49	42	39	9	2	1	0	1	0	0	0	0	0	0	0	0	0	166	38.5	30 to 40	78.3	52	31.3
02/01/2022	13:00	0	1	18	52	60	26	6	0	1	0	0	0	0	0	0	0	0	0	0	0	164	36.5	30 to 40	84.1	33	20.1
02/01/2022	14:00	2	6	13	47	59	18	6	3	0	0	0	0	0	0	0	0	0	0	0	0	154	36.1	30 to 40	80.5	27	17.5
02/01/2022	15:00	0	4	8	45	57	22	5	0	0	0	0	0	0	0	0	0	0	0	0	0	141	36.4	30 to 40	87.9	27	19.1
02/01/2022	16:00	3	8	18	44	61	20	6	0	0	0	0	0	0	0	0	0	0	0	0	0	160	35.5	30 to 40	78.1	26	16.3
02/01/2022	17:00	1	3	15	41	25	13	5	0	1	0	0	0	0	0	0	0	0	0	0	0	104	36.2	25 to 35	77.9	19	18.3
02/01/2022	18:00	0	0	10	41	31	11	3	0	0	0	0	0	0	0	0	0	0	0	0	0	96	35	30 to 40	86.5	14	14.6
02/01/2022	19:00	0	1	2	26	35	16	7	2	0	1	0	0	0	0	0	0	0	0	0	0	90	38.8	30 to 40	85.6	26	28.9
02/01/2022	20:00	2	0	5	15	21	11	6	0	0	0	0	0	0	0	0	0	0	0	0	0	60	38.6	30 to 40	78.3	17	28.3
02/01/2022	21:00	0	2	5	13	8	8	3	0	0	0	0	0	0	0	0	0	0	0	0	0	39	38.1	30 to 40	74.4	11	28.2
02/01/2022	22:00	0	0	0	7	15	7	2	1	0	0	0	0	0	0	0	0	0	0	0	0	32	38.6	30 to 40	90.6	10	31.3
02/01/2022	23:00	1	0	2	0	6	2	1	1	0	1	0	0	0	0	0	0	0	0	0	0	14	45	35 to 45	64.3	5	35.7
24 Hr Summary		17	38	140	519	582	275	77	12	4	2	1	0	0	0	0	0	0	0	0	1667	37.2	30 to 40	82.5	371	22.3	

Incoming Histogram

Tithe Barn Lane (KL facing) January 2022

from Wed-Dec-15-2021-01-00-PM to Thu-Jan-13-2022-09-59-AM

Date	Starting Hr:min	<15	15 to <20	20 to <25	25 to <30	30 to <35	35 to <40	40 to <45	45 to <50	50 to <55	55 to <60	60 to <65	65 to <70	70 to <75	75 to <80	80 to <85	85 to <90	90 to <95	95 to <100	100 to >105	Total Counts	85pct Speed	10MPH Pace	% in pace	# of Speeders	% Speeders	
03/01/2022	00:00	1	1	1	2	2	0	2	1	0	0	0	0	0	0	0	0	0	0	0	0	10	42.5	25 to 35	50.0	3	30.0
03/01/2022	01:00	0	0	0	1	1	0	0	0	0	0	0	0	0	0	0	0	0	0	0	0	2	35	25 to 35	100.0	*	*
03/01/2022	02:00	0	0	0	1	4	0	0	0	0	0	0	0	0	0	0	0	0	0	0	0	5	33.8	25 to 35	100.0	*	*
03/01/2022	03:00	0	0	0	0	0	1	0	1	0	0	0	0	0	0	0	0	0	0	0	0	2	50	40 to 50	100.0	2	100.0
03/01/2022	04:00	0	0	0	0	1	3	0	0	0	0	0	0	0	0	0	0	0	0	0	0	4	38.3	30 to 40	100.0	3	75.0
03/01/2022	05:00	0	0	0	6	6	5	0	1	0	0	0	0	0	0	0	0	0	0	0	0	18	38	30 to 40	94.4	6	33.3
03/01/2022	06:00	0	1	3	10	3	10	1	0	0	0	0	0	0	0	0	0	0	0	0	0	28	38.5	30 to 40	82.1	11	39.3
03/01/2022	07:00	0	0	7	19	17	8	1	0	0	0	0	0	0	0	0	0	0	0	0	0	52	35.6	30 to 40	84.6	9	17.3
03/01/2022	08:00	0	2	6	25	28	7	2	0	0	0	0	0	0	0	0	0	0	0	0	0	70	34.8	30 to 40	85.7	9	12.9
03/01/2022	09:00	0	1	5	25	46	13	2	1	0	0	0	0	0	0	0	0	0	0	0	0	93	35.8	30 to 40	90.3	16	17.2
03/01/2022	10:00	1	3	9	40	41	12	4	0	0	0	0	0	0	0	0	0	0	0	0	0	110	35	30 to 40	84.5	16	14.5
03/01/2022	11:00	2	6	7	52	59	25	3	0	0	0	0	0	0	0	0	0	0	0	0	0	154	36	30 to 40	88.3	28	18.2
03/01/2022	12:00	4	1	16	59	60	21	6	2	0	0	0	0	0	0	0	0	0	0	0	0	169	36	30 to 40	82.8	29	17.2
03/01/2022	13:00	2	5	11	75	82	31	4	2	0	0	0	0	0	0	0	0	0	0	0	0	212	35.8	30 to 40	88.7	37	17.5
03/01/2022	14:00	2	7	14	70	64	26	4	0	0	0	0	0	0	0	0	0	0	0	0	0	187	35.4	30 to 40	85.6	30	16.0
03/01/2022	15:00	0	8	13	71	67	34	3	0	0	0	0	0	0	0	0	0	0	0	0	0	196	36.2	30 to 40	87.8	37	18.9
03/01/2022	16:00	1	5	16	66	49	23	8	0	0	0	0	0	0	0	0	0	0	0	0	0	168	36.3	30 to 40	82.1	31	18.5
03/01/2022	17:00	0	5	17	40	42	17	3	1	0	0	0	0	0	0	0	0	0	0	0	0	125	35.6	25 to 35	79.2	21	16.8
03/01/2022	18:00	0	2	14	43	29	15	7	0	0	0	0	0	0	0	0	0	0	0	0	0	110	37	30 to 40	79.1	22	20.0
03/01/2022	19:00	0	2	8	37	30	9	4	0	0	0	0	0	0	0	0	0	0	0	0	0	90	34.8	30 to 40	84.4	13	14.4
03/01/2022	20:00	0	1	11	13	15	6	1	0	0	1	0	0	0	0	0	0	0	0	0	0	48	35.8	25 to 35	81.3	8	16.7
03/01/2022	21:00	0	1	5	19	17	5	3	1	0	0	0	0	0	0	0	0	0	0	0	0	51	36	25 to 35	80.4	9	17.6
03/01/2022	22:00	2	0	1	4	10	7	2	2	0	0	0	0	0	0	0	0	0	0	0	0	28	40	30 to 40	75.0	11	39.3
03/01/2022	23:00	0	0	2	3	3	2	3	1	0	0	0	0	0	0	0	0	0	0	0	0	14	43.3	25 to 35	57.1	6	42.9
24 Hr Summary		15	51	166	681	676	280	63	13	0	1	0	0	0	0	0	0	0	0	0	0	1946	36.2	30 to 40	84.1	357	18.3

Incoming Histogram

Tithe Barn Lane (KL facing) January 2022

from Wed-Dec-15-2021-01-00-PM to Thu-Jan-13-2022-09-59-AM

Date	Starting Hr:min	<15	15 to <20	20 to <25	25 to <30	30 to <35	35 to <40	40 to <45	45 to <50	50 to <55	55 to <60	60 to <65	65 to <70	70 to <75	75 to <80	80 to <85	85 to <90	90 to <95	95 to <100	100 to >105	Total Counts	85pct Speed	10MPH Pace	% in pace	# of Speeders	% Speeders	
04/01/2022	00:00	0	0	0	1	3	1	0	0	0	0	0	0	0	0	0	0	0	0	0	0	5	35	30 to 40	100.0	1	20.0
04/01/2022	01:00	0	0	0	1	3	0	0	0	0	0	0	0	0	0	0	0	0	0	0	0	4	33.3	25 to 35	100.0	*	*
04/01/2022	02:00	0	0	0	0	0	0	1	0	0	0	0	0	0	0	0	0	0	0	0	0	1	45	35 to 45	100.0	1	100.0
04/01/2022	03:00	0	0	0	1	0	2	3	0	1	0	0	0	0	0	0	0	0	0	0	0	7	45	35 to 45	71.4	6	85.7
04/01/2022	04:00	0	0	0	1	3	5	1	0	0	0	0	0	0	0	0	0	0	0	0	0	10	39	30 to 40	90.0	6	60.0
04/01/2022	05:00	0	0	0	15	8	5	2	0	0	0	0	0	0	0	0	0	0	0	0	0	30	38	30 to 40	93.3	7	23.3
04/01/2022	06:00	0	0	4	24	29	19	9	0	0	0	0	0	0	0	0	0	0	0	0	0	85	38.9	30 to 40	84.7	28	32.9
04/01/2022	07:00	0	4	15	74	68	17	4	0	1	0	0	0	0	0	0	0	0	0	0	0	183	34.6	30 to 40	86.9	22	12.0
04/01/2022	08:00	2	6	19	99	69	23	5	1	0	0	0	0	0	0	0	0	0	0	0	0	224	34.6	30 to 40	85.3	29	12.9
04/01/2022	09:00	0	1	2	18	19	4	1	1	0	0	0	0	0	0	0	0	0	0	0	0	46	34.7	30 to 40	89.1	6	13.0
04/01/2022	10:00	*	*	*	*	*	*	*	*	*	*	*	*	*	*	*	*	*	*	*	*	*	*	*	*	*	*
04/01/2022	11:00	*	*	*	*	*	*	*	*	*	*	*	*	*	*	*	*	*	*	*	*	*	*	*	*	*	*
04/01/2022	12:00	*	*	*	*	*	*	*	*	*	*	*	*	*	*	*	*	*	*	*	*	*	*	*	*	*	*
04/01/2022	13:00	*	*	*	*	*	*	*	*	*	*	*	*	*	*	*	*	*	*	*	*	*	*	*	*	*	*
04/01/2022	14:00	*	*	*	*	*	*	*	*	*	*	*	*	*	*	*	*	*	*	*	*	*	*	*	*	*	*
04/01/2022	15:00	*	*	*	*	*	*	*	*	*	*	*	*	*	*	*	*	*	*	*	*	*	*	*	*	*	*
04/01/2022	16:00	*	*	*	*	*	*	*	*	*	*	*	*	*	*	*	*	*	*	*	*	*	*	*	*	*	*
04/01/2022	17:00	*	*	*	*	*	*	*	*	*	*	*	*	*	*	*	*	*	*	*	*	*	*	*	*	*	*
04/01/2022	18:00	*	*	*	*	*	*	*	*	*	*	*	*	*	*	*	*	*	*	*	*	*	*	*	*	*	*
04/01/2022	19:00	*	*	*	*	*	*	*	*	*	*	*	*	*	*	*	*	*	*	*	*	*	*	*	*	*	*
04/01/2022	20:00	*	*	*	*	*	*	*	*	*	*	*	*	*	*	*	*	*	*	*	*	*	*	*	*	*	*
04/01/2022	21:00	*	*	*	*	*	*	*	*	*	*	*	*	*	*	*	*	*	*	*	*	*	*	*	*	*	*
04/01/2022	22:00	*	*	*	*	*	*	*	*	*	*	*	*	*	*	*	*	*	*	*	*	*	*	*	*	*	*
04/01/2022	23:00	*	*	*	*	*	*	*	*	*	*	*	*	*	*	*	*	*	*	*	*	*	*	*	*	*	*
24 Hr Summary		2	11	40	234	202	76	26	2	2	0	0	0	0	0	0	0	0	0	0	0	595	36.1	30 to 40	86.1	106	17.8

Incoming Histogram

Tithe Barn Lane (KL facing) January 2022

from Wed-Dec-15-2021-01-00-PM to Thu-Jan-13-2022-09-59-AM

Date	Starting Hr:min	<15	15 to <20	20 to <25	25 to <30	30 to <35	35 to <40	40 to <45	45 to <50	50 to <55	55 to <60	60 to <65	65 to <70	70 to <75	75 to <80	80 to <85	85 to <90	90 to <95	95 to <100	100 to >105	Total Counts	85pct Speed	10MPH Pace	% in pace	# of Speeders	% Speeders
05/01/2022	00:00	*	*	*	*	*	*	*	*	*	*	*	*	*	*	*	*	*	*	*	*	*	*	*	*	*
05/01/2022	01:00	*	*	*	*	*	*	*	*	*	*	*	*	*	*	*	*	*	*	*	*	*	*	*	*	*
05/01/2022	02:00	*	*	*	*	*	*	*	*	*	*	*	*	*	*	*	*	*	*	*	*	*	*	*	*	*
05/01/2022	03:00	*	*	*	*	*	*	*	*	*	*	*	*	*	*	*	*	*	*	*	*	*	*	*	*	*
05/01/2022	04:00	*	*	*	*	*	*	*	*	*	*	*	*	*	*	*	*	*	*	*	*	*	*	*	*	*
05/01/2022	05:00	*	*	*	*	*	*	*	*	*	*	*	*	*	*	*	*	*	*	*	*	*	*	*	*	*
05/01/2022	06:00	*	*	*	*	*	*	*	*	*	*	*	*	*	*	*	*	*	*	*	*	*	*	*	*	*
05/01/2022	07:00	*	*	*	*	*	*	*	*	*	*	*	*	*	*	*	*	*	*	*	*	*	*	*	*	*
05/01/2022	08:00	*	*	*	*	*	*	*	*	*	*	*	*	*	*	*	*	*	*	*	*	*	*	*	*	*
05/01/2022	09:00	*	*	*	*	*	*	*	*	*	*	*	*	*	*	*	*	*	*	*	*	*	*	*	*	*
05/01/2022	10:00	*	*	*	*	*	*	*	*	*	*	*	*	*	*	*	*	*	*	*	*	*	*	*	*	*
05/01/2022	11:00	*	*	*	*	*	*	*	*	*	*	*	*	*	*	*	*	*	*	*	*	*	*	*	*	*
05/01/2022	12:00	*	*	*	*	*	*	*	*	*	*	*	*	*	*	*	*	*	*	*	*	*	*	*	*	*
05/01/2022	13:00	*	*	*	*	*	*	*	*	*	*	*	*	*	*	*	*	*	*	*	*	*	*	*	*	*
05/01/2022	14:00	*	*	*	*	*	*	*	*	*	*	*	*	*	*	*	*	*	*	*	*	*	*	*	*	*
05/01/2022	15:00	*	*	*	*	*	*	*	*	*	*	*	*	*	*	*	*	*	*	*	*	*	*	*	*	*
05/01/2022	16:00	*	*	*	*	*	*	*	*	*	*	*	*	*	*	*	*	*	*	*	*	*	*	*	*	*
05/01/2022	17:00	*	*	*	*	*	*	*	*	*	*	*	*	*	*	*	*	*	*	*	*	*	*	*	*	*
05/01/2022	18:00	*	*	*	*	*	*	*	*	*	*	*	*	*	*	*	*	*	*	*	*	*	*	*	*	*
05/01/2022	19:00	*	*	*	*	*	*	*	*	*	*	*	*	*	*	*	*	*	*	*	*	*	*	*	*	*
05/01/2022	20:00	*	*	*	*	*	*	*	*	*	*	*	*	*	*	*	*	*	*	*	*	*	*	*	*	*
05/01/2022	21:00	*	*	*	*	*	*	*	*	*	*	*	*	*	*	*	*	*	*	*	*	*	*	*	*	*
05/01/2022	22:00	*	*	*	*	*	*	*	*	*	*	*	*	*	*	*	*	*	*	*	*	*	*	*	*	*
05/01/2022	23:00	*	*	*	*	*	*	*	*	*	*	*	*	*	*	*	*	*	*	*	*	*	*	*	*	*
24 Hr Summary		0	0	0	0	0	0	0	0	0	0	0	0	0	0	0	0	0	0	0	0	0	0	*	*	*

Incoming Histogram

Tithe Barn Lane (KL facing) January 2022

from Wed-Dec-15-2021-01-00-PM to Thu-Jan-13-2022-09-59-AM

Date	Starting Hr:min	<15	15 to <20	20 to <25	25 to <30	30 to <35	35 to <40	40 to <45	45 to <50	50 to <55	55 to <60	60 to <65	65 to <70	70 to <75	75 to <80	80 to <85	85 to <90	90 to <95	95 to <100	100 to >105	Total Counts	85pct Speed	10MPH Pace	% in pace	# of Speeders	% Speeders
06/01/2022	00:00	*	*	*	*	*	*	*	*	*	*	*	*	*	*	*	*	*	*	*	*	*	*	*	*	*
06/01/2022	01:00	*	*	*	*	*	*	*	*	*	*	*	*	*	*	*	*	*	*	*	*	*	*	*	*	*
06/01/2022	02:00	*	*	*	*	*	*	*	*	*	*	*	*	*	*	*	*	*	*	*	*	*	*	*	*	*
06/01/2022	03:00	*	*	*	*	*	*	*	*	*	*	*	*	*	*	*	*	*	*	*	*	*	*	*	*	*
06/01/2022	04:00	*	*	*	*	*	*	*	*	*	*	*	*	*	*	*	*	*	*	*	*	*	*	*	*	*
06/01/2022	05:00	*	*	*	*	*	*	*	*	*	*	*	*	*	*	*	*	*	*	*	*	*	*	*	*	*
06/01/2022	06:00	*	*	*	*	*	*	*	*	*	*	*	*	*	*	*	*	*	*	*	*	*	*	*	*	*
06/01/2022	07:00	*	*	*	*	*	*	*	*	*	*	*	*	*	*	*	*	*	*	*	*	*	*	*	*	*
06/01/2022	08:00	*	*	*	*	*	*	*	*	*	*	*	*	*	*	*	*	*	*	*	*	*	*	*	*	*
06/01/2022	09:00	*	*	*	*	*	*	*	*	*	*	*	*	*	*	*	*	*	*	*	*	*	*	*	*	*
06/01/2022	10:00	*	*	*	*	*	*	*	*	*	*	*	*	*	*	*	*	*	*	*	*	*	*	*	*	*
06/01/2022	11:00	*	*	*	*	*	*	*	*	*	*	*	*	*	*	*	*	*	*	*	*	*	*	*	*	*
06/01/2022	12:00	*	*	*	*	*	*	*	*	*	*	*	*	*	*	*	*	*	*	*	*	*	*	*	*	*
06/01/2022	13:00	*	*	*	*	*	*	*	*	*	*	*	*	*	*	*	*	*	*	*	*	*	*	*	*	*
06/01/2022	14:00	*	*	*	*	*	*	*	*	*	*	*	*	*	*	*	*	*	*	*	*	*	*	*	*	*
06/01/2022	15:00	*	*	*	*	*	*	*	*	*	*	*	*	*	*	*	*	*	*	*	*	*	*	*	*	*
06/01/2022	16:00	*	*	*	*	*	*	*	*	*	*	*	*	*	*	*	*	*	*	*	*	*	*	*	*	*
06/01/2022	17:00	*	*	*	*	*	*	*	*	*	*	*	*	*	*	*	*	*	*	*	*	*	*	*	*	*
06/01/2022	18:00	*	*	*	*	*	*	*	*	*	*	*	*	*	*	*	*	*	*	*	*	*	*	*	*	*
06/01/2022	19:00	*	*	*	*	*	*	*	*	*	*	*	*	*	*	*	*	*	*	*	*	*	*	*	*	*
06/01/2022	20:00	*	*	*	*	*	*	*	*	*	*	*	*	*	*	*	*	*	*	*	*	*	*	*	*	*
06/01/2022	21:00	*	*	*	*	*	*	*	*	*	*	*	*	*	*	*	*	*	*	*	*	*	*	*	*	*
06/01/2022	22:00	*	*	*	*	*	*	*	*	*	*	*	*	*	*	*	*	*	*	*	*	*	*	*	*	*
06/01/2022	23:00	*	*	*	*	*	*	*	*	*	*	*	*	*	*	*	*	*	*	*	*	*	*	*	*	*
24 Hr Summary		0	0	0	0	0	0	0	0	0	0	0	0	0	0	0	0	0	0	0	0	0	0	*	*	*

Incoming Histogram

Tithe Barn Lane (KL facing) January 2022

from Wed-Dec-15-2021-01-00-PM to Thu-Jan-13-2022-09-59-AM

Date	Starting Hr:min	<15	15 to <20	20 to <25	25 to <30	30 to <35	35 to <40	40 to <45	45 to <50	50 to <55	55 to <60	60 to <65	65 to <70	70 to <75	75 to <80	80 to <85	85 to <90	90 to <95	95 to <100	100 to >105	Total Counts	85pct Speed	10MPH Pace	% in pace	# of Speeders	% Speeders
07/01/2022	00:00	*	*	*	*	*	*	*	*	*	*	*	*	*	*	*	*	*	*	*	*	*	*	*	*	*
07/01/2022	01:00	*	*	*	*	*	*	*	*	*	*	*	*	*	*	*	*	*	*	*	*	*	*	*	*	*
07/01/2022	02:00	*	*	*	*	*	*	*	*	*	*	*	*	*	*	*	*	*	*	*	*	*	*	*	*	*
07/01/2022	03:00	*	*	*	*	*	*	*	*	*	*	*	*	*	*	*	*	*	*	*	*	*	*	*	*	*
07/01/2022	04:00	*	*	*	*	*	*	*	*	*	*	*	*	*	*	*	*	*	*	*	*	*	*	*	*	*
07/01/2022	05:00	*	*	*	*	*	*	*	*	*	*	*	*	*	*	*	*	*	*	*	*	*	*	*	*	*
07/01/2022	06:00	*	*	*	*	*	*	*	*	*	*	*	*	*	*	*	*	*	*	*	*	*	*	*	*	*
07/01/2022	07:00	*	*	*	*	*	*	*	*	*	*	*	*	*	*	*	*	*	*	*	*	*	*	*	*	*
07/01/2022	08:00	*	*	*	*	*	*	*	*	*	*	*	*	*	*	*	*	*	*	*	*	*	*	*	*	*
07/01/2022	09:00	*	*	*	*	*	*	*	*	*	*	*	*	*	*	*	*	*	*	*	*	*	*	*	*	*
07/01/2022	10:00	*	*	*	*	*	*	*	*	*	*	*	*	*	*	*	*	*	*	*	*	*	*	*	*	*
07/01/2022	11:00	*	*	*	*	*	*	*	*	*	*	*	*	*	*	*	*	*	*	*	*	*	*	*	*	*
07/01/2022	12:00	*	*	*	*	*	*	*	*	*	*	*	*	*	*	*	*	*	*	*	*	*	*	*	*	*
07/01/2022	13:00	*	*	*	*	*	*	*	*	*	*	*	*	*	*	*	*	*	*	*	*	*	*	*	*	*
07/01/2022	14:00	*	*	*	*	*	*	*	*	*	*	*	*	*	*	*	*	*	*	*	*	*	*	*	*	*
07/01/2022	15:00	*	*	*	*	*	*	*	*	*	*	*	*	*	*	*	*	*	*	*	*	*	*	*	*	*
07/01/2022	16:00	*	*	*	*	*	*	*	*	*	*	*	*	*	*	*	*	*	*	*	*	*	*	*	*	*
07/01/2022	17:00	*	*	*	*	*	*	*	*	*	*	*	*	*	*	*	*	*	*	*	*	*	*	*	*	*
07/01/2022	18:00	*	*	*	*	*	*	*	*	*	*	*	*	*	*	*	*	*	*	*	*	*	*	*	*	*
07/01/2022	19:00	*	*	*	*	*	*	*	*	*	*	*	*	*	*	*	*	*	*	*	*	*	*	*	*	*
07/01/2022	20:00	*	*	*	*	*	*	*	*	*	*	*	*	*	*	*	*	*	*	*	*	*	*	*	*	*
07/01/2022	21:00	*	*	*	*	*	*	*	*	*	*	*	*	*	*	*	*	*	*	*	*	*	*	*	*	*
07/01/2022	22:00	*	*	*	*	*	*	*	*	*	*	*	*	*	*	*	*	*	*	*	*	*	*	*	*	*
07/01/2022	23:00	*	*	*	*	*	*	*	*	*	*	*	*	*	*	*	*	*	*	*	*	*	*	*	*	*
24 Hr Summary		0	0	0	0	0	0	0	0	0	0	0	0	0	0	0	0	0	0	0	0	0	0	*	*	*

Incoming Histogram

Tithe Barn Lane (KL facing) January 2022

from Wed-Dec-15-2021-01-00-PM to Thu-Jan-13-2022-09-59-AM

Date	Starting Hr:min	<15	15 to <20	20 to <25	25 to <30	30 to <35	35 to <40	40 to <45	45 to <50	50 to <55	55 to <60	60 to <65	65 to <70	70 to <75	75 to <80	80 to <85	85 to <90	90 to <95	95 to <100	100 to >105	Total Counts	85pct Speed	10MPH Pace	% in pace	# of Speeders	% Speeders
08/01/2022	00:00	*	*	*	*	*	*	*	*	*	*	*	*	*	*	*	*	*	*	*	*	*	*	*	*	*
08/01/2022	01:00	*	*	*	*	*	*	*	*	*	*	*	*	*	*	*	*	*	*	*	*	*	*	*	*	*
08/01/2022	02:00	*	*	*	*	*	*	*	*	*	*	*	*	*	*	*	*	*	*	*	*	*	*	*	*	*
08/01/2022	03:00	*	*	*	*	*	*	*	*	*	*	*	*	*	*	*	*	*	*	*	*	*	*	*	*	*
08/01/2022	04:00	*	*	*	*	*	*	*	*	*	*	*	*	*	*	*	*	*	*	*	*	*	*	*	*	*
08/01/2022	05:00	*	*	*	*	*	*	*	*	*	*	*	*	*	*	*	*	*	*	*	*	*	*	*	*	*
08/01/2022	06:00	*	*	*	*	*	*	*	*	*	*	*	*	*	*	*	*	*	*	*	*	*	*	*	*	*
08/01/2022	07:00	*	*	*	*	*	*	*	*	*	*	*	*	*	*	*	*	*	*	*	*	*	*	*	*	*
08/01/2022	08:00	*	*	*	*	*	*	*	*	*	*	*	*	*	*	*	*	*	*	*	*	*	*	*	*	*
08/01/2022	09:00	*	*	*	*	*	*	*	*	*	*	*	*	*	*	*	*	*	*	*	*	*	*	*	*	*
08/01/2022	10:00	*	*	*	*	*	*	*	*	*	*	*	*	*	*	*	*	*	*	*	*	*	*	*	*	*
08/01/2022	11:00	*	*	*	*	*	*	*	*	*	*	*	*	*	*	*	*	*	*	*	*	*	*	*	*	*
08/01/2022	12:00	*	*	*	*	*	*	*	*	*	*	*	*	*	*	*	*	*	*	*	*	*	*	*	*	*
08/01/2022	13:00	*	*	*	*	*	*	*	*	*	*	*	*	*	*	*	*	*	*	*	*	*	*	*	*	*
08/01/2022	14:00	*	*	*	*	*	*	*	*	*	*	*	*	*	*	*	*	*	*	*	*	*	*	*	*	*
08/01/2022	15:00	*	*	*	*	*	*	*	*	*	*	*	*	*	*	*	*	*	*	*	*	*	*	*	*	*
08/01/2022	16:00	*	*	*	*	*	*	*	*	*	*	*	*	*	*	*	*	*	*	*	*	*	*	*	*	*
08/01/2022	17:00	*	*	*	*	*	*	*	*	*	*	*	*	*	*	*	*	*	*	*	*	*	*	*	*	*
08/01/2022	18:00	*	*	*	*	*	*	*	*	*	*	*	*	*	*	*	*	*	*	*	*	*	*	*	*	*
08/01/2022	19:00	*	*	*	*	*	*	*	*	*	*	*	*	*	*	*	*	*	*	*	*	*	*	*	*	*
08/01/2022	20:00	*	*	*	*	*	*	*	*	*	*	*	*	*	*	*	*	*	*	*	*	*	*	*	*	*
08/01/2022	21:00	*	*	*	*	*	*	*	*	*	*	*	*	*	*	*	*	*	*	*	*	*	*	*	*	*
08/01/2022	22:00	*	*	*	*	*	*	*	*	*	*	*	*	*	*	*	*	*	*	*	*	*	*	*	*	*
08/01/2022	23:00	*	*	*	*	*	*	*	*	*	*	*	*	*	*	*	*	*	*	*	*	*	*	*	*	*
24 Hr Summary		0	0	0	0	0	0	0	0	0	0	0	0	0	0	0	0	0	0	0	0	0	0	*	*	*

Incoming Histogram

Tithe Barn Lane (KL facing) January 2022

from Wed-Dec-15-2021-01-00-PM to Thu-Jan-13-2022-09-59-AM

Date	Starting Hr:min	<15	15 to <20	20 to <25	25 to <30	30 to <35	35 to <40	40 to <45	45 to <50	50 to <55	55 to <60	60 to <65	65 to <70	70 to <75	75 to <80	80 to <85	85 to <90	90 to <95	95 to <100	100 to >105	Total Counts	85pct Speed	10MPH Pace	% in pace	# of Speeders	% Speeders
09/01/2022	00:00	*	*	*	*	*	*	*	*	*	*	*	*	*	*	*	*	*	*	*	*	*	*	*	*	*
09/01/2022	01:00	*	*	*	*	*	*	*	*	*	*	*	*	*	*	*	*	*	*	*	*	*	*	*	*	*
09/01/2022	02:00	*	*	*	*	*	*	*	*	*	*	*	*	*	*	*	*	*	*	*	*	*	*	*	*	*
09/01/2022	03:00	*	*	*	*	*	*	*	*	*	*	*	*	*	*	*	*	*	*	*	*	*	*	*	*	*
09/01/2022	04:00	*	*	*	*	*	*	*	*	*	*	*	*	*	*	*	*	*	*	*	*	*	*	*	*	*
09/01/2022	05:00	*	*	*	*	*	*	*	*	*	*	*	*	*	*	*	*	*	*	*	*	*	*	*	*	*
09/01/2022	06:00	*	*	*	*	*	*	*	*	*	*	*	*	*	*	*	*	*	*	*	*	*	*	*	*	*
09/01/2022	07:00	*	*	*	*	*	*	*	*	*	*	*	*	*	*	*	*	*	*	*	*	*	*	*	*	*
09/01/2022	08:00	*	*	*	*	*	*	*	*	*	*	*	*	*	*	*	*	*	*	*	*	*	*	*	*	*
09/01/2022	09:00	*	*	*	*	*	*	*	*	*	*	*	*	*	*	*	*	*	*	*	*	*	*	*	*	*
09/01/2022	10:00	*	*	*	*	*	*	*	*	*	*	*	*	*	*	*	*	*	*	*	*	*	*	*	*	*
09/01/2022	11:00	*	*	*	*	*	*	*	*	*	*	*	*	*	*	*	*	*	*	*	*	*	*	*	*	*
09/01/2022	12:00	*	*	*	*	*	*	*	*	*	*	*	*	*	*	*	*	*	*	*	*	*	*	*	*	*
09/01/2022	13:00	*	*	*	*	*	*	*	*	*	*	*	*	*	*	*	*	*	*	*	*	*	*	*	*	*
09/01/2022	14:00	*	*	*	*	*	*	*	*	*	*	*	*	*	*	*	*	*	*	*	*	*	*	*	*	*
09/01/2022	15:00	*	*	*	*	*	*	*	*	*	*	*	*	*	*	*	*	*	*	*	*	*	*	*	*	*
09/01/2022	16:00	*	*	*	*	*	*	*	*	*	*	*	*	*	*	*	*	*	*	*	*	*	*	*	*	*
09/01/2022	17:00	*	*	*	*	*	*	*	*	*	*	*	*	*	*	*	*	*	*	*	*	*	*	*	*	*
09/01/2022	18:00	*	*	*	*	*	*	*	*	*	*	*	*	*	*	*	*	*	*	*	*	*	*	*	*	*
09/01/2022	19:00	*	*	*	*	*	*	*	*	*	*	*	*	*	*	*	*	*	*	*	*	*	*	*	*	*
09/01/2022	20:00	*	*	*	*	*	*	*	*	*	*	*	*	*	*	*	*	*	*	*	*	*	*	*	*	*
09/01/2022	21:00	*	*	*	*	*	*	*	*	*	*	*	*	*	*	*	*	*	*	*	*	*	*	*	*	*
09/01/2022	22:00	*	*	*	*	*	*	*	*	*	*	*	*	*	*	*	*	*	*	*	*	*	*	*	*	*
09/01/2022	23:00	*	*	*	*	*	*	*	*	*	*	*	*	*	*	*	*	*	*	*	*	*	*	*	*	*
24 Hr Summary		0	0	0	0	0	0	0	0	0	0	0	0	0	0	0	0	0	0	0	0	0	0	*	*	*

Incoming Histogram

Tithe Barn Lane (KL facing) January 2022

from Wed-Dec-15-2021-01-00-PM to Thu-Jan-13-2022-09-59-AM

Date	Starting Hr:min	<15	15 to <20	20 to <25	25 to <30	30 to <35	35 to <40	40 to <45	45 to <50	50 to <55	55 to <60	60 to <65	65 to <70	70 to <75	75 to <80	80 to <85	85 to <90	90 to <95	95 to <100	100 to >105	Total Counts	85pct Speed	10MPH Pace	% in pace	# of Speeders	% Speeders
10/01/2022	00:00	*	*	*	*	*	*	*	*	*	*	*	*	*	*	*	*	*	*	*	*	*	*	*	*	*
10/01/2022	01:00	*	*	*	*	*	*	*	*	*	*	*	*	*	*	*	*	*	*	*	*	*	*	*	*	*
10/01/2022	02:00	*	*	*	*	*	*	*	*	*	*	*	*	*	*	*	*	*	*	*	*	*	*	*	*	*
10/01/2022	03:00	*	*	*	*	*	*	*	*	*	*	*	*	*	*	*	*	*	*	*	*	*	*	*	*	*
10/01/2022	04:00	*	*	*	*	*	*	*	*	*	*	*	*	*	*	*	*	*	*	*	*	*	*	*	*	*
10/01/2022	05:00	*	*	*	*	*	*	*	*	*	*	*	*	*	*	*	*	*	*	*	*	*	*	*	*	*
10/01/2022	06:00	*	*	*	*	*	*	*	*	*	*	*	*	*	*	*	*	*	*	*	*	*	*	*	*	*
10/01/2022	07:00	*	*	*	*	*	*	*	*	*	*	*	*	*	*	*	*	*	*	*	*	*	*	*	*	*
10/01/2022	08:00	*	*	*	*	*	*	*	*	*	*	*	*	*	*	*	*	*	*	*	*	*	*	*	*	*
10/01/2022	09:00	*	*	*	*	*	*	*	*	*	*	*	*	*	*	*	*	*	*	*	*	*	*	*	*	*
10/01/2022	10:00	*	*	*	*	*	*	*	*	*	*	*	*	*	*	*	*	*	*	*	*	*	*	*	*	*
10/01/2022	11:00	*	*	*	*	*	*	*	*	*	*	*	*	*	*	*	*	*	*	*	*	*	*	*	*	*
10/01/2022	12:00	*	*	*	*	*	*	*	*	*	*	*	*	*	*	*	*	*	*	*	*	*	*	*	*	*
10/01/2022	13:00	*	*	*	*	*	*	*	*	*	*	*	*	*	*	*	*	*	*	*	*	*	*	*	*	*
10/01/2022	14:00	*	*	*	*	*	*	*	*	*	*	*	*	*	*	*	*	*	*	*	*	*	*	*	*	*
10/01/2022	15:00	*	*	*	*	*	*	*	*	*	*	*	*	*	*	*	*	*	*	*	*	*	*	*	*	*
10/01/2022	16:00	*	*	*	*	*	*	*	*	*	*	*	*	*	*	*	*	*	*	*	*	*	*	*	*	*
10/01/2022	17:00	*	*	*	*	*	*	*	*	*	*	*	*	*	*	*	*	*	*	*	*	*	*	*	*	*
10/01/2022	18:00	*	*	*	*	*	*	*	*	*	*	*	*	*	*	*	*	*	*	*	*	*	*	*	*	*
10/01/2022	19:00	*	*	*	*	*	*	*	*	*	*	*	*	*	*	*	*	*	*	*	*	*	*	*	*	*
10/01/2022	20:00	*	*	*	*	*	*	*	*	*	*	*	*	*	*	*	*	*	*	*	*	*	*	*	*	*
10/01/2022	21:00	*	*	*	*	*	*	*	*	*	*	*	*	*	*	*	*	*	*	*	*	*	*	*	*	*
10/01/2022	22:00	*	*	*	*	*	*	*	*	*	*	*	*	*	*	*	*	*	*	*	*	*	*	*	*	*
10/01/2022	23:00	*	*	*	*	*	*	*	*	*	*	*	*	*	*	*	*	*	*	*	*	*	*	*	*	*
24 Hr Summary		0	0	0	0	0	0	0	0	0	0	0	0	0	0	0	0	0	0	0	0	0	0	*	*	*

Incoming Histogram

Tithe Barn Lane (KL facing) January 2022

from Wed-Dec-15-2021-01-00-PM to Thu-Jan-13-2022-09-59-AM

Date	Starting Hr:min	<15	15 to <20	20 to <25	25 to <30	30 to <35	35 to <40	40 to <45	45 to <50	50 to <55	55 to <60	60 to <65	65 to <70	70 to <75	75 to <80	80 to <85	85 to <90	90 to <95	95 to <100	100 to >105	Total Counts	85pct Speed	10MPH Pace	% in pace	# of Speeders	% Speeders
11/01/2022	00:00	*	*	*	*	*	*	*	*	*	*	*	*	*	*	*	*	*	*	*	*	*	*	*	*	*
11/01/2022	01:00	*	*	*	*	*	*	*	*	*	*	*	*	*	*	*	*	*	*	*	*	*	*	*	*	*
11/01/2022	02:00	*	*	*	*	*	*	*	*	*	*	*	*	*	*	*	*	*	*	*	*	*	*	*	*	*
11/01/2022	03:00	*	*	*	*	*	*	*	*	*	*	*	*	*	*	*	*	*	*	*	*	*	*	*	*	*
11/01/2022	04:00	*	*	*	*	*	*	*	*	*	*	*	*	*	*	*	*	*	*	*	*	*	*	*	*	*
11/01/2022	05:00	*	*	*	*	*	*	*	*	*	*	*	*	*	*	*	*	*	*	*	*	*	*	*	*	*
11/01/2022	06:00	*	*	*	*	*	*	*	*	*	*	*	*	*	*	*	*	*	*	*	*	*	*	*	*	*
11/01/2022	07:00	*	*	*	*	*	*	*	*	*	*	*	*	*	*	*	*	*	*	*	*	*	*	*	*	*
11/01/2022	08:00	*	*	*	*	*	*	*	*	*	*	*	*	*	*	*	*	*	*	*	*	*	*	*	*	*
11/01/2022	09:00	*	*	*	*	*	*	*	*	*	*	*	*	*	*	*	*	*	*	*	*	*	*	*	*	*
11/01/2022	10:00	*	*	*	*	*	*	*	*	*	*	*	*	*	*	*	*	*	*	*	*	*	*	*	*	*
11/01/2022	11:00	*	*	*	*	*	*	*	*	*	*	*	*	*	*	*	*	*	*	*	*	*	*	*	*	*
11/01/2022	12:00	*	*	*	*	*	*	*	*	*	*	*	*	*	*	*	*	*	*	*	*	*	*	*	*	*
11/01/2022	13:00	*	*	*	*	*	*	*	*	*	*	*	*	*	*	*	*	*	*	*	*	*	*	*	*	*
11/01/2022	14:00	*	*	*	*	*	*	*	*	*	*	*	*	*	*	*	*	*	*	*	*	*	*	*	*	*
11/01/2022	15:00	*	*	*	*	*	*	*	*	*	*	*	*	*	*	*	*	*	*	*	*	*	*	*	*	*
11/01/2022	16:00	*	*	*	*	*	*	*	*	*	*	*	*	*	*	*	*	*	*	*	*	*	*	*	*	*
11/01/2022	17:00	*	*	*	*	*	*	*	*	*	*	*	*	*	*	*	*	*	*	*	*	*	*	*	*	*
11/01/2022	18:00	*	*	*	*	*	*	*	*	*	*	*	*	*	*	*	*	*	*	*	*	*	*	*	*	*
11/01/2022	19:00	*	*	*	*	*	*	*	*	*	*	*	*	*	*	*	*	*	*	*	*	*	*	*	*	*
11/01/2022	20:00	*	*	*	*	*	*	*	*	*	*	*	*	*	*	*	*	*	*	*	*	*	*	*	*	*
11/01/2022	21:00	*	*	*	*	*	*	*	*	*	*	*	*	*	*	*	*	*	*	*	*	*	*	*	*	*
11/01/2022	22:00	*	*	*	*	*	*	*	*	*	*	*	*	*	*	*	*	*	*	*	*	*	*	*	*	*
11/01/2022	23:00	*	*	*	*	*	*	*	*	*	*	*	*	*	*	*	*	*	*	*	*	*	*	*	*	*
24 Hr Summary		0	0	0	0	0	0	0	0	0	0	0	0	0	0	0	0	0	0	0	0	0	0	*	*	*

Incoming Histogram

Tithe Barn Lane (KL facing) January 2022

from Wed-Dec-15-2021-01-00-PM to Thu-Jan-13-2022-09-59-AM

Date	Starting Hr:min	<15	15 to <20	20 to <25	25 to <30	30 to <35	35 to <40	40 to <45	45 to <50	50 to <55	55 to <60	60 to <65	65 to <70	70 to <75	75 to <80	80 to <85	85 to <90	90 to <95	95 to <100	100 to >105	Total Counts	85pct Speed	10MPH Pace	% in pace	# of Speeders	% Speeders
12/01/2022	00:00	*	*	*	*	*	*	*	*	*	*	*	*	*	*	*	*	*	*	*	*	*	*	*	*	*
12/01/2022	01:00	*	*	*	*	*	*	*	*	*	*	*	*	*	*	*	*	*	*	*	*	*	*	*	*	*
12/01/2022	02:00	*	*	*	*	*	*	*	*	*	*	*	*	*	*	*	*	*	*	*	*	*	*	*	*	*
12/01/2022	03:00	*	*	*	*	*	*	*	*	*	*	*	*	*	*	*	*	*	*	*	*	*	*	*	*	*
12/01/2022	04:00	*	*	*	*	*	*	*	*	*	*	*	*	*	*	*	*	*	*	*	*	*	*	*	*	*
12/01/2022	05:00	*	*	*	*	*	*	*	*	*	*	*	*	*	*	*	*	*	*	*	*	*	*	*	*	*
12/01/2022	06:00	*	*	*	*	*	*	*	*	*	*	*	*	*	*	*	*	*	*	*	*	*	*	*	*	*
12/01/2022	07:00	*	*	*	*	*	*	*	*	*	*	*	*	*	*	*	*	*	*	*	*	*	*	*	*	*
12/01/2022	08:00	*	*	*	*	*	*	*	*	*	*	*	*	*	*	*	*	*	*	*	*	*	*	*	*	*
12/01/2022	09:00	*	*	*	*	*	*	*	*	*	*	*	*	*	*	*	*	*	*	*	*	*	*	*	*	*
12/01/2022	10:00	*	*	*	*	*	*	*	*	*	*	*	*	*	*	*	*	*	*	*	*	*	*	*	*	*
12/01/2022	11:00	*	*	*	*	*	*	*	*	*	*	*	*	*	*	*	*	*	*	*	*	*	*	*	*	*
12/01/2022	12:00	*	*	*	*	*	*	*	*	*	*	*	*	*	*	*	*	*	*	*	*	*	*	*	*	*
12/01/2022	13:00	*	*	*	*	*	*	*	*	*	*	*	*	*	*	*	*	*	*	*	*	*	*	*	*	*
12/01/2022	14:00	*	*	*	*	*	*	*	*	*	*	*	*	*	*	*	*	*	*	*	*	*	*	*	*	*
12/01/2022	15:00	*	*	*	*	*	*	*	*	*	*	*	*	*	*	*	*	*	*	*	*	*	*	*	*	*
12/01/2022	16:00	*	*	*	*	*	*	*	*	*	*	*	*	*	*	*	*	*	*	*	*	*	*	*	*	*
12/01/2022	17:00	*	*	*	*	*	*	*	*	*	*	*	*	*	*	*	*	*	*	*	*	*	*	*	*	*
12/01/2022	18:00	*	*	*	*	*	*	*	*	*	*	*	*	*	*	*	*	*	*	*	*	*	*	*	*	*
12/01/2022	19:00	*	*	*	*	*	*	*	*	*	*	*	*	*	*	*	*	*	*	*	*	*	*	*	*	*
12/01/2022	20:00	*	*	*	*	*	*	*	*	*	*	*	*	*	*	*	*	*	*	*	*	*	*	*	*	*
12/01/2022	21:00	*	*	*	*	*	*	*	*	*	*	*	*	*	*	*	*	*	*	*	*	*	*	*	*	*
12/01/2022	22:00	*	*	*	*	*	*	*	*	*	*	*	*	*	*	*	*	*	*	*	*	*	*	*	*	*
12/01/2022	23:00	*	*	*	*	*	*	*	*	*	*	*	*	*	*	*	*	*	*	*	*	*	*	*	*	*
24 Hr Summary		0	0	0	0	0	0	0	0	0	0	0	0	0	0	0	0	0	0	0	0	0	0	*	*	*

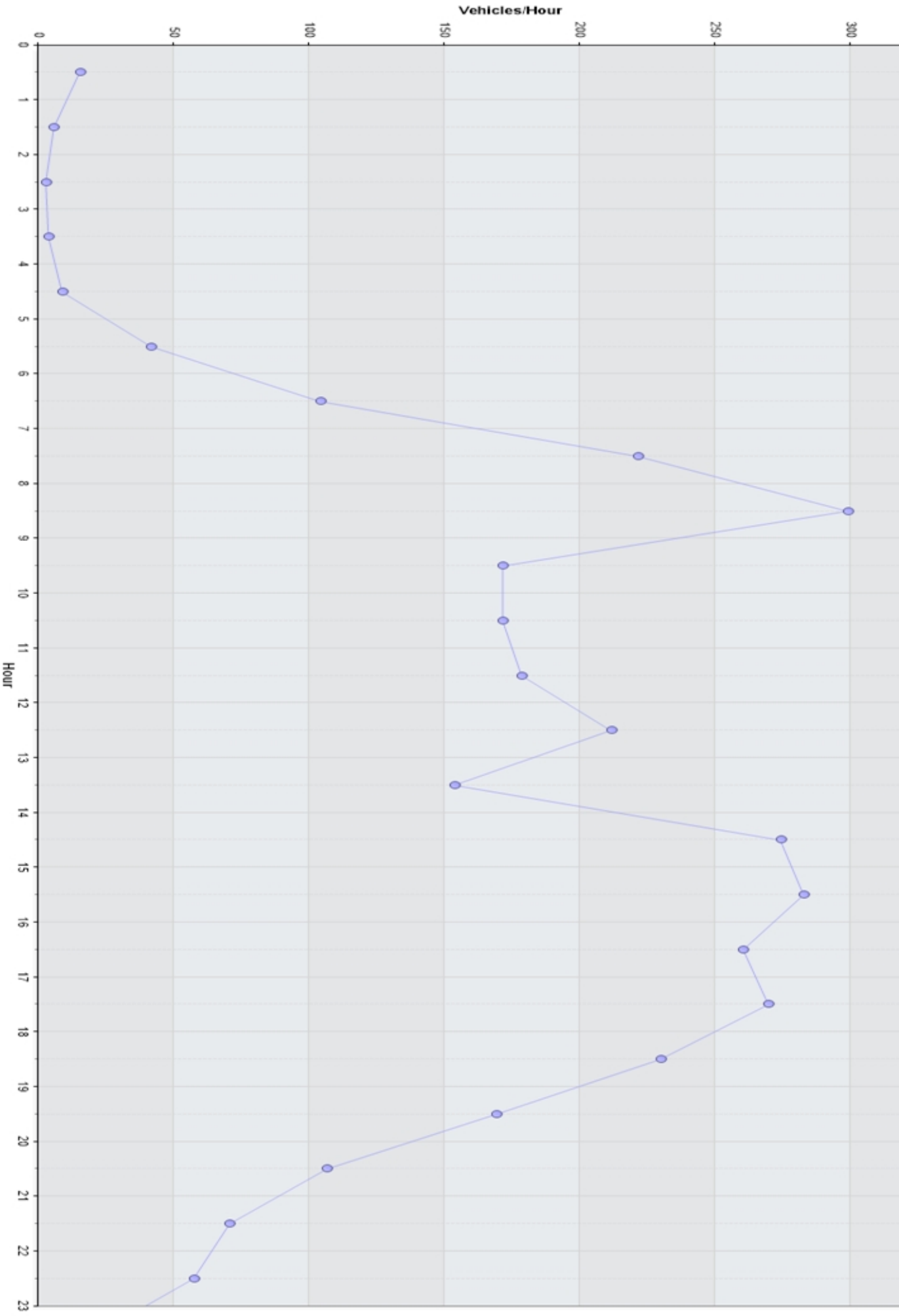
Incoming Histogram

Tithe Barn Lane (KL facing) January 2022

from Wed-Dec-15-2021-01-00-PM to Thu-Jan-13-2022-09-59-AM

Date	Starting Hr:min	<15	15 to <20	20 to <25	25 to <30	30 to <35	35 to <40	40 to <45	45 to <50	50 to <55	55 to <60	60 to <65	65 to <70	70 to <75	75 to <80	80 to <85	85 to <90	90 to <95	95 to <100	100 to >105	Total Counts	85pct Speed	10MPH Pace	% in pace	# of Speeders	% Speeders	
13/01/2022	00:00	*	*	*	*	*	*	*	*	*	*	*	*	*	*	*	*	*	*	*	*	*	*	*	*	*	
13/01/2022	01:00	*	*	*	*	*	*	*	*	*	*	*	*	*	*	*	*	*	*	*	*	*	*	*	*	*	
13/01/2022	02:00	*	*	*	*	*	*	*	*	*	*	*	*	*	*	*	*	*	*	*	*	*	*	*	*	*	
13/01/2022	03:00	*	*	*	*	*	*	*	*	*	*	*	*	*	*	*	*	*	*	*	*	*	*	*	*	*	
13/01/2022	04:00	*	*	*	*	*	*	*	*	*	*	*	*	*	*	*	*	*	*	*	*	*	*	*	*	*	
13/01/2022	05:00	*	*	*	*	*	*	*	*	*	*	*	*	*	*	*	*	*	*	*	*	*	*	*	*	*	
13/01/2022	06:00	*	*	*	*	*	*	*	*	*	*	*	*	*	*	*	*	*	*	*	*	*	*	*	*	*	
13/01/2022	07:00	*	*	*	*	*	*	*	*	*	*	*	*	*	*	*	*	*	*	*	*	*	*	*	*	*	
13/01/2022	08:00	*	*	*	*	*	*	*	*	*	*	*	*	*	*	*	*	*	*	*	*	*	*	*	*	*	
13/01/2022	09:00	0	0	0	0	0	0	0	0	0	0	0	0	0	0	0	0	0	0	0	0	0	0	0	*	*	
13/01/2022	10:00	*	*	*	*	*	*	*	*	*	*	*	*	*	*	*	*	*	*	*	*	*	*	*	*	*	*
13/01/2022	11:00	*	*	*	*	*	*	*	*	*	*	*	*	*	*	*	*	*	*	*	*	*	*	*	*	*	*
13/01/2022	12:00	*	*	*	*	*	*	*	*	*	*	*	*	*	*	*	*	*	*	*	*	*	*	*	*	*	*
13/01/2022	13:00	*	*	*	*	*	*	*	*	*	*	*	*	*	*	*	*	*	*	*	*	*	*	*	*	*	*
13/01/2022	14:00	*	*	*	*	*	*	*	*	*	*	*	*	*	*	*	*	*	*	*	*	*	*	*	*	*	*
13/01/2022	15:00	*	*	*	*	*	*	*	*	*	*	*	*	*	*	*	*	*	*	*	*	*	*	*	*	*	*
13/01/2022	16:00	*	*	*	*	*	*	*	*	*	*	*	*	*	*	*	*	*	*	*	*	*	*	*	*	*	*
13/01/2022	17:00	*	*	*	*	*	*	*	*	*	*	*	*	*	*	*	*	*	*	*	*	*	*	*	*	*	*
13/01/2022	18:00	*	*	*	*	*	*	*	*	*	*	*	*	*	*	*	*	*	*	*	*	*	*	*	*	*	*
13/01/2022	19:00	*	*	*	*	*	*	*	*	*	*	*	*	*	*	*	*	*	*	*	*	*	*	*	*	*	*
13/01/2022	20:00	*	*	*	*	*	*	*	*	*	*	*	*	*	*	*	*	*	*	*	*	*	*	*	*	*	*
13/01/2022	21:00	*	*	*	*	*	*	*	*	*	*	*	*	*	*	*	*	*	*	*	*	*	*	*	*	*	*
13/01/2022	22:00	*	*	*	*	*	*	*	*	*	*	*	*	*	*	*	*	*	*	*	*	*	*	*	*	*	*
13/01/2022	23:00	*	*	*	*	*	*	*	*	*	*	*	*	*	*	*	*	*	*	*	*	*	*	*	*	*	*
24 Hr Summary		0	0	0	0	0	0	0	0	0	0	0	0	0	0	0	0	0	0	0	0	0	0	0	*	*	*

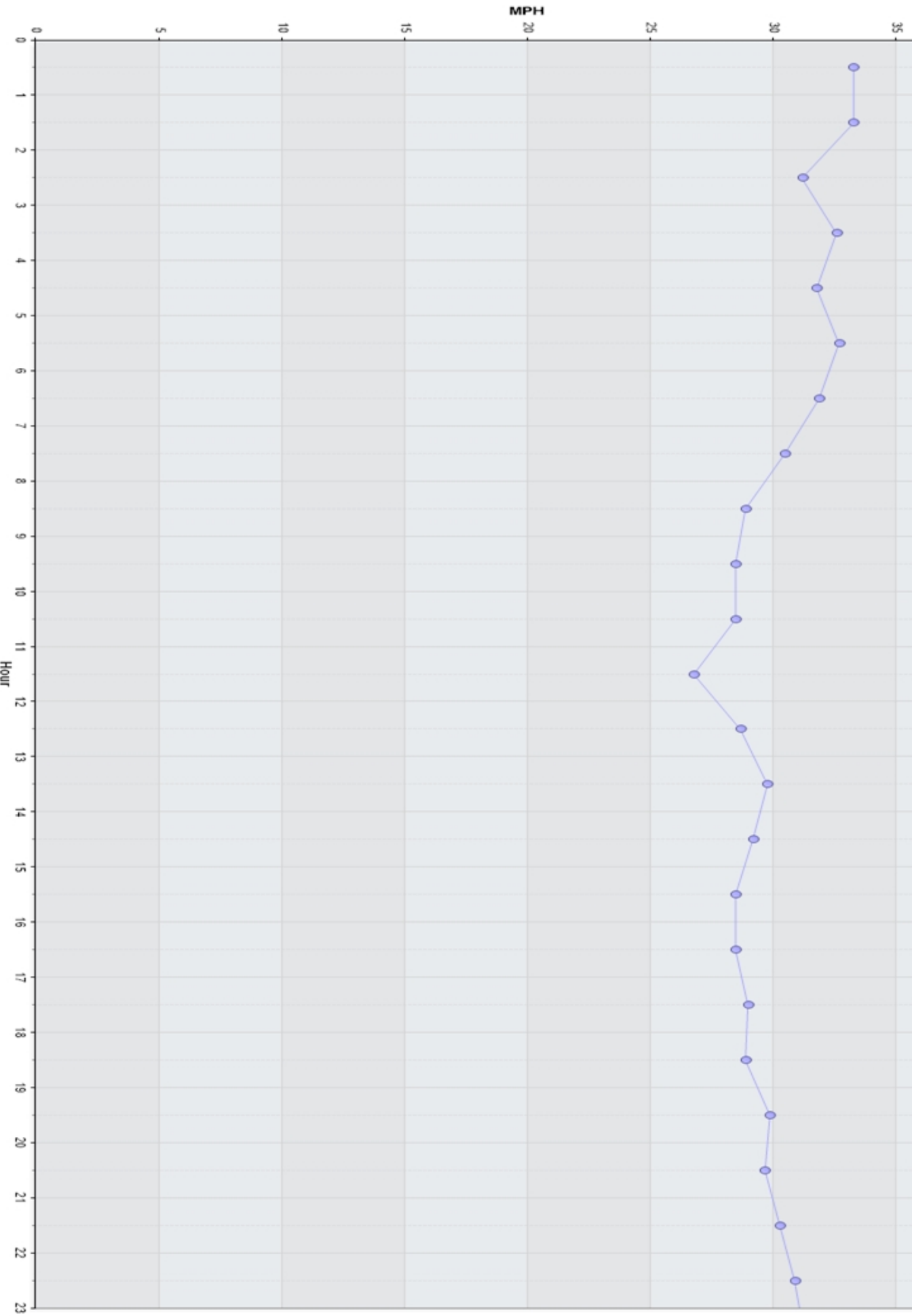
Average Weekly Volumes



40
Tithe Barn Lane (Kilfrinch) January 2022

Incoming: Average Hourly WEEKDAY Speeds for Week of 13/12/2021
Average Hourly WEEKDAY Speeds By Hour (13/12/2021) — Average Hourly WEEKDAY Speeds By Hour (13/12/2021)

Average Weekly Speeds



Incoming: Daily Volume for Week of 13/12/2021

4,000

Tithe Barn Lane (KL Facing) January 2022

Daily Volumes

Daily Vehicle Counts

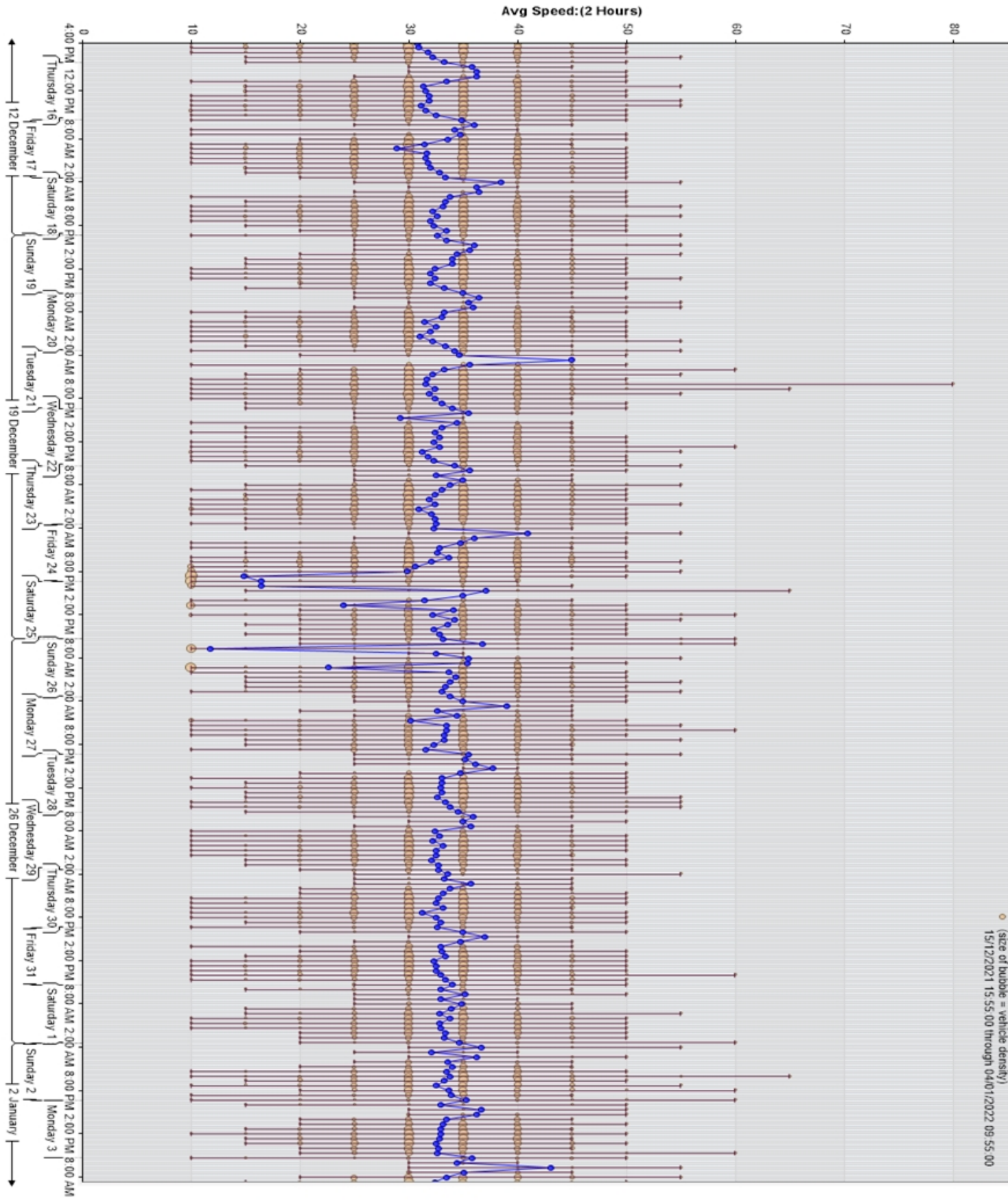
Daily Vehicle Counts

Vehicles



Tithe Barr Lane (KL facing) January 2022

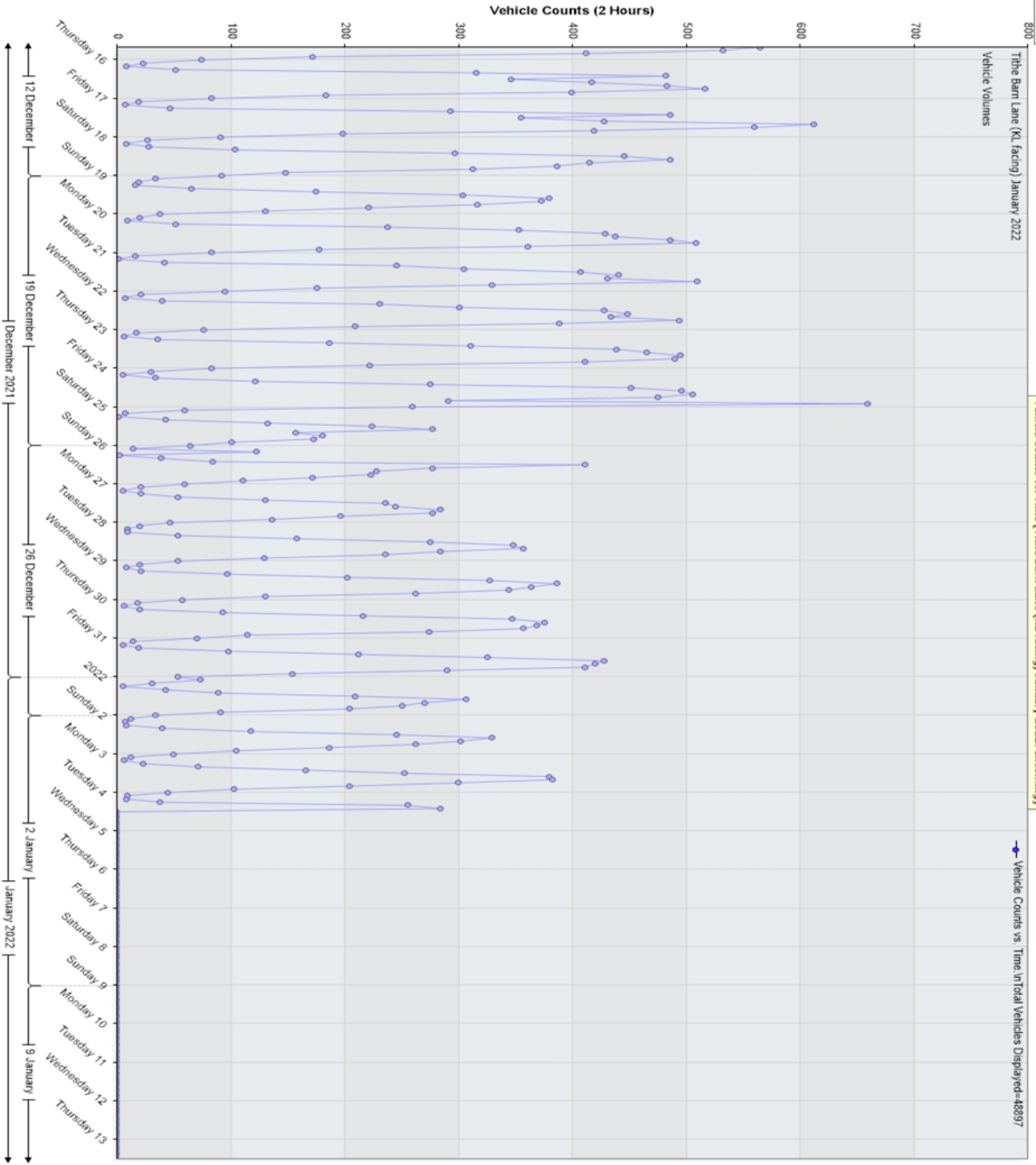
Average Speed Chart



Average Vehicle Speed
Total Vehicles Displayed=48897

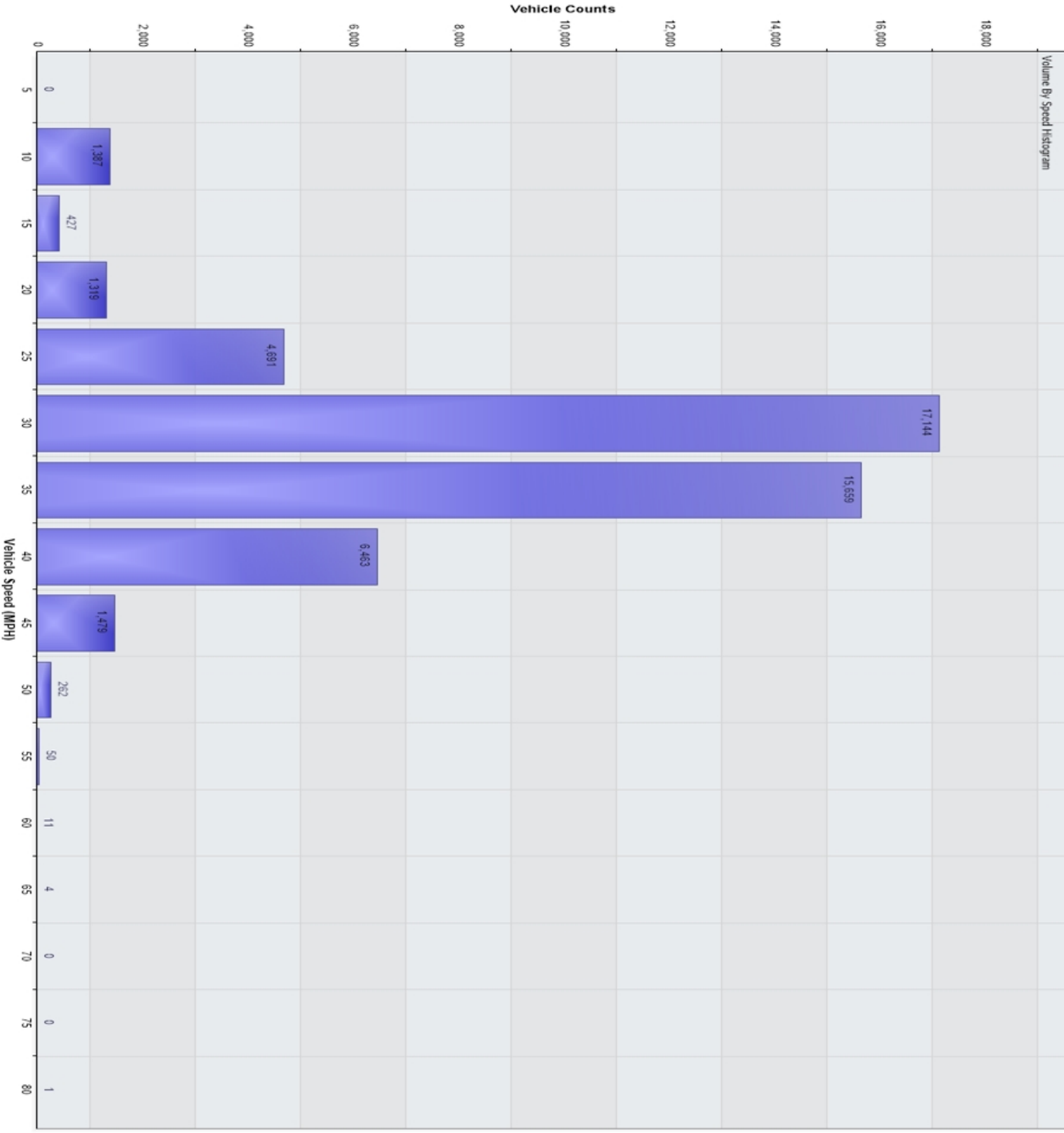
Vehicles Detected
(size of bubble = vehicle density)

15/12/2021 15:55:00 through 04/01/2022 09:55:00



Vehicle Counts Vs. Speed [Trible Barn Lane (KL facing) January 2022: Incoming]

48,897 Counts



Volume By Speed Histogram

Trible Barn Lane (KL facing) January 2022

89th Pct Speed=35.7 MPH

Vehicles in data=4897

15/12/2021 13:00:00 to 13/01/2022 09:59:59

