

For Project: Tithe Barn Lane (KL facing) December 2023

Project Notes:

Location/Name: Incoming

Report Generated: 12/01/2023 11:44

Speed Intervals: 5 MPH

Time Intervals: Instant

Traffic Report From: 22/12/2022 11:00:00 through 10/01/2023 03:59:59

85th Percentile Speed: 35 MPH

85th Percentile Vehicles: 39210

Max Speed: 70 MPH on 02/01/2023 13:05:00

Total Vehicles: 46130

AADT: 2465

Volumes - weekly counts

Time	5 Day	7 Day
Average Daily	2448	2320
AM Peak 08:00	180	177
PM Peak 04:00	220	201

Speed

Speed Limit: 35

85th Percentile Speed: 35

50th Percentile Speed: 29.7

10 MPH Pace Interval: 25.0 MPH to 35.0 MPH

Average Speed: 29.56

	Monday	Tuesday	Wednesday	Thursday	Friday	Saturday	Sunday
Count over limit	1074	717	702	1146	1302	1183	794
% over limit	16.2	14.8	13.4	14.5	13.7	16.2	16.8
Avg Speeder	38.8	38.7	38.7	38.6	38.7	38.8	39.0

Day/Time Ending	85th pctl (MPH)	85th pctl cnts	Total Cnts	Max Speed	Avg Speeder	% Speeders
22/12/2022 12:00:00 PM	34.1	150	177	50	38.4	9.0%
22/12/2022 01:00:00 PM	35.8	212	250	50	38.5	17.6%
22/12/2022 02:00:00 PM	34.3	186	219	45	39.1	10.0%
22/12/2022 03:00:00 PM	35.5	205	241	55	38.5	16.2%
22/12/2022 04:00:00 PM	36.1	194	228	45	38.3	18.4%
22/12/2022 05:00:00 PM	33.9	223	262	45	37.8	7.3%
22/12/2022 06:00:00 PM	34.5	207	243	45	38.0	12.3%
22/12/2022 07:00:00 PM	34.7	192	226	45	38.5	13.3%
22/12/2022 08:00:00 PM	36.1	131	154	50	38.9	18.2%
22/12/2022 09:00:00 PM	36.9	105	124	45	38.2	22.6%
22/12/2022 10:00:00 PM	36.4	71	84	55	39.7	19.0%
22/12/2022 11:00:00 PM	35.0	43	51	45	38.1	15.7%
23/12/2022 12:00:00 AM	35.0	24	28	50	42.5	14.3%
23/12/2022 01:00:00 AM	40.0	16	19	60	41.8	36.8%
23/12/2022 02:00:00 AM	42.5	6	7	45	42.5	28.6%
23/12/2022 03:00:00 AM	25.0	3	4	40	37.5	25.0%
23/12/2022 04:00:00 AM	37.5	8	9	40	37.5	22.2%
23/12/2022 05:00:00 AM	37.5	8	10	40	37.5	40.0%
23/12/2022 06:00:00 AM	37.5	26	31	50	40.4	22.6%
23/12/2022 07:00:00 AM	35.8	45	53	45	39.2	17.0%
23/12/2022 08:00:00 AM	34.1	127	149	50	39.3	9.4%
23/12/2022 09:00:00 AM	31.7	275	323	45	38.2	7.1%
23/12/2022 10:00:00 AM	27.5	395	465	45	37.9	2.6%
23/12/2022 11:00:00 AM	34.6	196	231	45	38.5	13.0%
23/12/2022 12:00:00 PM	35.5	191	225	60	38.6	16.4%
23/12/2022 01:00:00 PM	36.1	205	241	50	38.5	18.3%
23/12/2022 02:00:00 PM	34.6	239	281	55	38.6	11.7%
23/12/2022 03:00:00 PM	34.8	232	273	60	38.8	13.9%
23/12/2022 04:00:00 PM	34.6	188	221	55	39.7	12.2%
23/12/2022 05:00:00 PM	34.1	252	297	55	39.2	10.1%
23/12/2022 06:00:00 PM	33.9	216	254	45	38.3	7.9%
23/12/2022 07:00:00 PM	34.4	210	247	55	39.1	11.3%
23/12/2022 08:00:00 PM	34.6	152	179	50	38.6	12.8%
23/12/2022 09:00:00 PM	36.0	88	103	65	39.4	17.5%
23/12/2022 10:00:00 PM	36.9	70	82	45	38.7	20.7%
23/12/2022 11:00:00 PM	33.8	40	47	45	39.2	6.4%
24/12/2022 12:00:00 AM	36.0	25	29	40	37.5	17.2%
24/12/2022 01:00:00 AM	40.0	13	15	45	40.0	26.7%
24/12/2022 02:00:00 AM	40.0	7	8	45	39.2	37.5%
24/12/2022 03:00:00 AM	33.3	7	8	35	0.0	0.0%
24/12/2022 04:00:00 AM	37.5	7	8	40	37.5	25.0%
24/12/2022 05:00:00 AM	35.0	4	5	40	37.5	20.0%
24/12/2022 06:00:00 AM	35.0	10	12	55	45.0	16.7%
24/12/2022 07:00:00 AM	34.2	28	33	40	37.5	9.1%
24/12/2022 08:00:00 AM	34.5	60	71	50	39.4	11.3%
24/12/2022 09:00:00 AM	34.7	96	113	50	39.3	12.4%
24/12/2022 10:00:00 AM	35.5	103	121	45	37.8	16.5%
24/12/2022 11:00:00 AM	36.5	180	212	50	38.7	20.3%
24/12/2022 12:00:00 PM	35.7	196	230	60	39.3	16.5%

24/12/2022 01:00:00 PM	35.9	213	251	45	38.3	17.9%
24/12/2022 02:00:00 PM	36.3	180	212	50	38.4	19.3%
24/12/2022 03:00:00 PM	34.9	184	217	45	38.0	14.7%
24/12/2022 04:00:00 PM	35.2	165	194	55	38.3	15.5%
24/12/2022 05:00:00 PM	34.6	192	226	50	38.9	12.4%
24/12/2022 06:00:00 PM	33.8	186	219	45	38.5	6.8%
24/12/2022 07:00:00 PM	37.0	131	154	50	39.6	20.1%
24/12/2022 08:00:00 PM	36.6	82	97	55	39.0	20.6%
24/12/2022 09:00:00 PM	35.0	71	84	40	37.5	15.5%
24/12/2022 10:00:00 PM	36.4	58	68	60	42.1	17.6%
24/12/2022 11:00:00 PM	39.5	35	41	55	40.5	36.6%
25/12/2022 12:00:00 AM	40.0	15	18	60	42.5	38.9%
25/12/2022 01:00:00 AM	38.8	11	13	45	38.5	38.5%
25/12/2022 02:00:00 AM	40.0	10	12	45	40.0	33.3%
25/12/2022 03:00:00 AM	35.0	4	5	40	37.5	20.0%
25/12/2022 04:00:00 AM	0.0	0	0	0	0.0	0.0%
25/12/2022 05:00:00 AM	10.0	1	1	10	0.0	0.0%
25/12/2022 06:00:00 AM	40.0	3	4	55	45.0	50.0%
25/12/2022 07:00:00 AM	33.8	15	18	40	37.5	5.6%
25/12/2022 08:00:00 AM	41.7	30	35	60	43.1	25.7%
25/12/2022 09:00:00 AM	37.5	22	26	45	40.5	19.2%
25/12/2022 10:00:00 AM	37.1	51	60	45	39.6	20.0%
25/12/2022 11:00:00 AM	37.9	101	119	45	39.5	23.5%
25/12/2022 12:00:00 PM	36.0	129	152	45	37.9	18.4%
25/12/2022 01:00:00 PM	35.9	148	174	65	40.5	17.2%
25/12/2022 02:00:00 PM	35.5	65	77	45	38.3	16.9%
25/12/2022 03:00:00 PM	38.2	65	77	50	39.0	31.2%
25/12/2022 04:00:00 PM	37.1	53	62	45	37.8	24.2%
25/12/2022 05:00:00 PM	36.5	81	95	50	39.4	18.9%
25/12/2022 06:00:00 PM	37.0	63	74	45	38.1	23.0%
25/12/2022 07:00:00 PM	35.0	76	90	45	38.2	15.6%
25/12/2022 08:00:00 PM	35.0	57	67	40	37.5	14.9%
25/12/2022 09:00:00 PM	33.7	51	60	45	40.0	6.7%
25/12/2022 10:00:00 PM	34.1	43	51	60	44.5	9.8%
25/12/2022 11:00:00 PM	35.8	39	46	45	38.8	17.4%
26/12/2022 12:00:00 AM	35.0	20	24	45	40.0	16.7%
26/12/2022 01:00:00 AM	40.0	9	11	50	42.5	27.3%
26/12/2022 02:00:00 AM	35.0	4	5	45	42.5	20.0%
26/12/2022 03:00:00 AM	37.5	4	5	40	37.5	40.0%
26/12/2022 04:00:00 AM	40.0	1	1	40	37.5	100.0%
26/12/2022 05:00:00 AM	0.0	0	0	0	0.0	0.0%
26/12/2022 06:00:00 AM	40.0	5	6	50	40.0	66.7%
26/12/2022 07:00:00 AM	35.0	9	11	45	40.0	18.2%
26/12/2022 08:00:00 AM	36.7	27	32	45	38.2	21.9%
26/12/2022 09:00:00 AM	36.7	30	35	45	40.0	17.1%
26/12/2022 10:00:00 AM	38.8	82	96	50	39.2	30.2%
26/12/2022 11:00:00 AM	35.4	98	115	50	38.9	15.7%
26/12/2022 12:00:00 PM	37.4	135	159	60	39.3	23.3%
26/12/2022 01:00:00 PM	37.0	130	153	50	38.7	22.2%
26/12/2022 02:00:00 PM	38.0	125	147	55	39.4	25.2%

26/12/2022 03:00:00 PM	37.4	92	108	50	38.7	24.1%
26/12/2022 04:00:00 PM	35.6	89	105	45	37.8	17.1%
26/12/2022 05:00:00 PM	36.9	94	110	50	39.1	20.0%
26/12/2022 06:00:00 PM	35.0	104	122	50	39.2	14.8%
26/12/2022 07:00:00 PM	34.6	87	102	50	38.8	11.8%
26/12/2022 08:00:00 PM	35.8	87	102	40	37.5	17.6%
26/12/2022 09:00:00 PM	35.0	54	63	45	39.2	14.3%
26/12/2022 10:00:00 PM	37.1	42	50	50	39.8	22.0%
26/12/2022 11:00:00 PM	36.7	23	27	45	39.5	18.5%
27/12/2022 12:00:00 AM	40.0	13	15	45	38.8	53.3%
27/12/2022 01:00:00 AM	36.7	15	18	45	38.8	22.2%
27/12/2022 02:00:00 AM	30.0	3	4	35	0.0	0.0%
27/12/2022 03:00:00 AM	40.0	2	2	40	37.5	50.0%
27/12/2022 04:00:00 AM	35.0	2	2	35	0.0	0.0%
27/12/2022 05:00:00 AM	42.5	6	7	45	40.0	57.1%
27/12/2022 06:00:00 AM	35.0	6	7	40	37.5	14.3%
27/12/2022 07:00:00 AM	37.1	28	33	45	38.1	24.2%
27/12/2022 08:00:00 AM	34.5	37	44	45	40.5	11.4%
27/12/2022 09:00:00 AM	37.8	49	58	55	41.1	24.1%
27/12/2022 10:00:00 AM	37.5	79	93	50	39.3	23.7%
27/12/2022 11:00:00 AM	35.8	110	129	50	38.2	17.1%
27/12/2022 12:00:00 PM	34.9	125	147	50	38.7	14.3%
27/12/2022 01:00:00 PM	36.4	174	205	45	38.4	19.5%
27/12/2022 02:00:00 PM	36.5	152	179	50	38.8	19.6%
27/12/2022 03:00:00 PM	34.5	143	168	55	39.2	10.7%
27/12/2022 04:00:00 PM	35.3	131	154	50	40.0	15.6%
27/12/2022 05:00:00 PM	34.8	125	147	45	38.0	13.6%
27/12/2022 06:00:00 PM	34.5	133	157	45	38.8	12.1%
27/12/2022 07:00:00 PM	36.1	100	118	45	38.2	18.6%
27/12/2022 08:00:00 PM	35.4	76	90	50	38.8	16.7%
27/12/2022 09:00:00 PM	34.7	65	77	50	40.0	13.0%
27/12/2022 10:00:00 PM	34.5	47	55	45	39.2	10.9%
27/12/2022 11:00:00 PM	38.3	37	43	50	41.9	18.6%
28/12/2022 12:00:00 AM	38.0	16	19	50	39.2	31.6%
28/12/2022 01:00:00 AM	35.0	8	10	40	37.5	20.0%
28/12/2022 02:00:00 AM	40.0	5	6	45	40.0	33.3%
28/12/2022 03:00:00 AM	45.0	3	3	45	42.5	33.3%
28/12/2022 04:00:00 AM	35.0	5	6	40	37.5	16.7%
28/12/2022 05:00:00 AM	30.0	4	5	40	37.5	20.0%
28/12/2022 06:00:00 AM	36.2	15	18	40	37.5	22.2%
28/12/2022 07:00:00 AM	34.6	32	38	40	37.5	13.2%
28/12/2022 08:00:00 AM	34.8	61	72	45	39.5	13.9%
28/12/2022 09:00:00 AM	37.0	76	90	45	38.8	22.2%
28/12/2022 10:00:00 AM	35.9	115	135	45	38.8	17.0%
28/12/2022 11:00:00 AM	35.4	121	142	40	37.5	16.2%
28/12/2022 12:00:00 PM	34.7	151	178	45	38.1	13.5%
28/12/2022 01:00:00 PM	34.9	163	192	45	38.1	14.1%
28/12/2022 02:00:00 PM	34.5	148	174	50	38.5	11.5%
28/12/2022 03:00:00 PM	35.6	164	193	45	38.3	16.6%
28/12/2022 04:00:00 PM	35.5	121	142	45	37.7	16.2%

28/12/2022 05:00:00 PM	33.8	162	191	45	39.4	6.8%
28/12/2022 06:00:00 PM	34.5	134	158	50	38.8	12.0%
28/12/2022 07:00:00 PM	34.1	105	123	45	39.0	8.1%
28/12/2022 08:00:00 PM	36.7	77	91	55	39.1	20.9%
28/12/2022 09:00:00 PM	36.2	58	68	50	41.1	16.2%
28/12/2022 10:00:00 PM	38.8	46	54	55	40.4	25.9%
28/12/2022 11:00:00 PM	37.1	27	32	45	38.1	25.0%
29/12/2022 12:00:00 AM	40.0	17	20	55	41.1	35.0%
29/12/2022 01:00:00 AM	37.5	8	9	40	37.5	22.2%
29/12/2022 02:00:00 AM	40.0	5	6	50	42.5	33.3%
29/12/2022 03:00:00 AM	33.3	4	5	35	0.0	0.0%
29/12/2022 04:00:00 AM	42.5	4	5	45	40.8	60.0%
29/12/2022 05:00:00 AM	40.0	5	6	45	38.8	66.7%
29/12/2022 06:00:00 AM	35.0	15	18	55	44.2	16.7%
29/12/2022 07:00:00 AM	37.1	31	36	45	38.1	22.2%
29/12/2022 08:00:00 AM	34.7	71	84	45	38.9	13.1%
29/12/2022 09:00:00 AM	36.4	71	83	50	38.4	19.3%
29/12/2022 10:00:00 AM	35.2	117	138	45	38.0	15.9%
29/12/2022 11:00:00 AM	34.0	154	181	50	39.3	7.7%
29/12/2022 12:00:00 PM	35.0	172	202	45	38.2	14.9%
29/12/2022 01:00:00 PM	36.2	173	203	50	38.2	18.7%
29/12/2022 02:00:00 PM	36.5	165	194	50	38.7	19.6%
29/12/2022 03:00:00 PM	35.3	179	211	50	38.2	16.1%
29/12/2022 04:00:00 PM	34.8	170	200	50	38.4	13.5%
29/12/2022 05:00:00 PM	34.4	190	223	50	38.7	11.2%
29/12/2022 06:00:00 PM	33.8	148	174	45	38.9	8.0%
29/12/2022 07:00:00 PM	36.9	123	145	50	39.0	21.4%
29/12/2022 08:00:00 PM	34.8	92	108	50	39.2	13.9%
29/12/2022 09:00:00 PM	34.8	62	73	55	41.0	13.7%
29/12/2022 10:00:00 PM	35.8	47	55	45	39.2	16.4%
29/12/2022 11:00:00 PM	38.1	41	48	50	38.5	31.3%
30/12/2022 12:00:00 AM	38.0	24	28	45	38.9	25.0%
30/12/2022 01:00:00 AM	31.7	15	18	40	37.5	5.6%
30/12/2022 02:00:00 AM	35.0	8	9	45	42.5	11.1%
30/12/2022 03:00:00 AM	33.3	3	4	35	0.0	0.0%
30/12/2022 04:00:00 AM	40.0	4	5	45	38.8	80.0%
30/12/2022 05:00:00 AM	35.0	4	5	40	37.5	20.0%
30/12/2022 06:00:00 AM	40.0	16	19	45	40.5	26.3%
30/12/2022 07:00:00 AM	39.0	26	30	45	39.4	26.7%
30/12/2022 08:00:00 AM	37.1	65	77	50	39.3	22.1%
30/12/2022 09:00:00 AM	34.5	102	120	45	38.6	11.7%
30/12/2022 10:00:00 AM	33.2	147	173	40	37.5	6.9%
30/12/2022 11:00:00 AM	33.9	169	199	45	38.5	10.6%
30/12/2022 12:00:00 PM	36.1	164	193	45	38.5	18.1%
30/12/2022 01:00:00 PM	36.4	145	171	45	38.2	19.9%
30/12/2022 02:00:00 PM	35.3	136	160	45	39.3	15.6%
30/12/2022 03:00:00 PM	35.6	170	200	45	37.8	17.0%
30/12/2022 04:00:00 PM	35.5	179	211	50	38.5	16.6%
30/12/2022 05:00:00 PM	34.2	174	205	45	38.5	9.8%
30/12/2022 06:00:00 PM	34.4	152	179	50	38.9	11.7%

30/12/2022 07:00:00 PM	34.8	130	153	45	38.2	13.7%
30/12/2022 08:00:00 PM	36.2	108	127	45	38.8	18.1%
30/12/2022 09:00:00 PM	35.0	60	70	45	38.0	14.3%
30/12/2022 10:00:00 PM	34.7	64	75	55	41.0	13.3%
30/12/2022 11:00:00 PM	38.8	41	48	50	39.8	27.1%
31/12/2022 12:00:00 AM	37.0	22	26	45	38.3	23.1%
31/12/2022 01:00:00 AM	35.0	15	18	45	39.2	16.7%
31/12/2022 02:00:00 AM	35.0	7	8	55	52.5	12.5%
31/12/2022 03:00:00 AM	40.0	4	5	55	41.3	80.0%
31/12/2022 04:00:00 AM	40.0	5	6	45	40.0	33.3%
31/12/2022 05:00:00 AM	35.0	3	3	35	0.0	0.0%
31/12/2022 06:00:00 AM	38.3	13	15	45	38.8	26.7%
31/12/2022 07:00:00 AM	37.5	16	19	45	38.5	26.3%
31/12/2022 08:00:00 AM	38.3	42	49	50	39.4	26.5%
31/12/2022 09:00:00 AM	36.2	58	68	45	39.2	17.6%
31/12/2022 10:00:00 AM	35.0	92	108	45	38.4	14.8%
31/12/2022 11:00:00 AM	34.7	135	159	50	38.9	13.2%
31/12/2022 12:00:00 PM	34.8	156	184	50	38.7	14.1%
31/12/2022 01:00:00 PM	35.6	146	172	45	38.2	16.9%
31/12/2022 02:00:00 PM	34.8	169	199	45	38.4	13.6%
31/12/2022 03:00:00 PM	37.8	162	190	50	38.7	26.8%
31/12/2022 04:00:00 PM	36.3	148	174	45	37.6	20.1%
31/12/2022 05:00:00 PM	34.9	116	137	60	38.8	14.6%
31/12/2022 06:00:00 PM	34.6	150	177	50	39.1	12.4%
31/12/2022 07:00:00 PM	34.9	124	146	40	37.5	14.4%
31/12/2022 08:00:00 PM	36.8	110	129	50	39.3	19.4%
31/12/2022 09:00:00 PM	37.2	70	82	45	38.3	23.2%
31/12/2022 10:00:00 PM	35.7	48	56	45	38.6	16.1%
31/12/2022 11:00:00 PM	35.8	28	33	40	37.5	18.2%
01/01/2023 12:00:00 AM	40.0	20	23	45	41.3	17.4%
01/01/2023 01:00:00 AM	33.8	43	51	45	38.8	7.8%
01/01/2023 02:00:00 AM	33.8	30	35	40	37.5	5.7%
01/01/2023 03:00:00 AM	35.0	11	13	40	37.5	15.4%
01/01/2023 04:00:00 AM	33.3	9	11	40	37.5	9.1%
01/01/2023 05:00:00 AM	35.0	3	4	40	37.5	25.0%
01/01/2023 06:00:00 AM	30.0	3	4	45	42.5	25.0%
01/01/2023 07:00:00 AM	39.0	13	15	45	38.3	40.0%
01/01/2023 08:00:00 AM	36.2	26	31	45	39.2	19.4%
01/01/2023 09:00:00 AM	37.0	23	27	45	38.3	22.2%
01/01/2023 10:00:00 AM	36.9	43	51	45	38.9	21.6%
01/01/2023 11:00:00 AM	34.6	69	81	45	39.5	12.3%
01/01/2023 12:00:00 PM	36.1	98	115	45	38.2	18.3%
01/01/2023 01:00:00 PM	36.2	107	126	50	40.0	17.5%
01/01/2023 02:00:00 PM	35.3	128	150	50	38.8	15.3%
01/01/2023 03:00:00 PM	36.0	101	119	45	37.7	18.5%
01/01/2023 04:00:00 PM	36.8	84	99	50	39.3	20.2%
01/01/2023 05:00:00 PM	35.6	99	116	45	38.0	16.4%
01/01/2023 06:00:00 PM	34.5	91	107	55	39.8	12.1%
01/01/2023 07:00:00 PM	35.7	77	91	50	40.8	16.5%
01/01/2023 08:00:00 PM	35.4	83	98	45	38.1	16.3%

01/01/2023 09:00:00 PM	35.0	45	53	45	39.4	15.1%
01/01/2023 10:00:00 PM	34.0	36	42	55	42.5	7.1%
01/01/2023 11:00:00 PM	36.7	21	25	55	41.5	20.0%
02/01/2023 12:00:00 AM	37.0	23	27	45	38.3	22.2%
02/01/2023 01:00:00 AM	35.0	7	8	45	42.5	12.5%
02/01/2023 02:00:00 AM	45.0	1	1	45	42.5	100.0%
02/01/2023 03:00:00 AM	40.0	1	1	40	37.5	100.0%
02/01/2023 04:00:00 AM	35.0	3	3	35	0.0	0.0%
02/01/2023 05:00:00 AM	35.0	3	4	40	37.5	25.0%
02/01/2023 06:00:00 AM	40.0	10	12	45	40.8	25.0%
02/01/2023 07:00:00 AM	39.2	19	22	45	38.8	36.4%
02/01/2023 08:00:00 AM	35.7	45	53	50	39.2	17.0%
02/01/2023 09:00:00 AM	37.3	41	48	45	37.9	25.0%
02/01/2023 10:00:00 AM	37.5	65	76	65	39.7	23.7%
02/01/2023 11:00:00 AM	37.4	98	115	45	38.4	24.3%
02/01/2023 12:00:00 PM	35.9	139	164	60	39.4	17.7%
02/01/2023 01:00:00 PM	36.6	160	188	45	38.0	20.7%
02/01/2023 02:00:00 PM	36.7	140	165	70	38.8	21.8%
02/01/2023 03:00:00 PM	34.7	160	188	50	39.2	12.8%
02/01/2023 04:00:00 PM	34.5	168	198	55	38.6	11.6%
02/01/2023 05:00:00 PM	35.0	159	187	50	39.3	15.0%
02/01/2023 06:00:00 PM	34.6	134	158	45	38.0	12.7%
02/01/2023 07:00:00 PM	35.4	89	105	50	38.7	16.2%
02/01/2023 08:00:00 PM	35.6	65	77	50	39.8	16.9%
02/01/2023 09:00:00 PM	33.5	46	54	50	40.0	7.4%
02/01/2023 10:00:00 PM	35.8	42	50	55	40.8	18.0%
02/01/2023 11:00:00 PM	38.8	16	19	45	39.2	31.6%
03/01/2023 12:00:00 AM	43.0	12	14	45	40.6	57.1%
03/01/2023 01:00:00 AM	40.0	8	9	45	40.0	22.2%
03/01/2023 02:00:00 AM	30.0	1	1	30	0.0	0.0%
03/01/2023 03:00:00 AM	40.0	2	2	40	37.5	50.0%
03/01/2023 04:00:00 AM	35.0	2	2	35	0.0	0.0%
03/01/2023 05:00:00 AM	36.7	8	10	40	37.5	30.0%
03/01/2023 06:00:00 AM	34.6	33	39	45	41.5	12.8%
03/01/2023 07:00:00 AM	37.0	63	74	45	39.2	20.3%
03/01/2023 08:00:00 AM	34.7	195	229	50	38.7	12.7%
03/01/2023 09:00:00 AM	35.3	210	247	45	38.0	15.8%
03/01/2023 10:00:00 AM	35.0	142	167	45	38.7	15.0%
03/01/2023 11:00:00 AM	36.4	109	128	50	38.3	19.5%
03/01/2023 12:00:00 PM	34.5	150	177	45	37.7	11.9%
03/01/2023 01:00:00 PM	34.2	150	177	45	37.8	10.7%
03/01/2023 02:00:00 PM	36.2	157	185	45	38.4	18.9%
03/01/2023 03:00:00 PM	34.3	200	235	55	38.8	10.2%
03/01/2023 04:00:00 PM	34.5	190	224	45	37.9	10.7%
03/01/2023 05:00:00 PM	34.2	199	234	45	38.2	9.8%
03/01/2023 06:00:00 PM	33.8	218	256	45	37.9	9.0%
03/01/2023 07:00:00 PM	35.0	150	177	55	39.0	15.3%
03/01/2023 08:00:00 PM	34.4	116	136	50	39.5	11.0%
03/01/2023 09:00:00 PM	34.8	70	82	45	38.9	13.4%
03/01/2023 10:00:00 PM	37.2	37	43	50	38.5	23.3%

03/01/2023 11:00:00 PM	37.5	32	38	50	39.7	23.7%
04/01/2023 12:00:00 AM	40.0	7	8	45	40.0	25.0%
04/01/2023 01:00:00 AM	40.0	7	8	45	40.0	25.0%
04/01/2023 02:00:00 AM	45.0	4	5	60	50.0	40.0%
04/01/2023 03:00:00 AM	30.0	2	2	30	0.0	0.0%
04/01/2023 04:00:00 AM	35.0	3	3	35	0.0	0.0%
04/01/2023 05:00:00 AM	36.7	9	11	40	37.5	27.3%
04/01/2023 06:00:00 AM	35.0	27	32	45	38.5	15.6%
04/01/2023 07:00:00 AM	37.1	81	95	50	38.7	22.1%
04/01/2023 08:00:00 AM	34.0	224	263	45	38.9	8.0%
04/01/2023 09:00:00 AM	34.4	252	296	50	38.6	10.5%
04/01/2023 10:00:00 AM	35.4	138	162	45	38.1	16.0%
04/01/2023 11:00:00 AM	34.3	128	150	50	39.4	10.7%
04/01/2023 12:00:00 PM	36.0	137	161	45	38.4	18.0%
04/01/2023 01:00:00 PM	34.5	152	179	45	38.5	11.7%
04/01/2023 02:00:00 PM	34.6	159	187	50	39.3	11.8%
04/01/2023 03:00:00 PM	34.3	211	248	50	38.5	9.7%
04/01/2023 04:00:00 PM	34.5	203	239	40	37.5	12.1%
04/01/2023 05:00:00 PM	34.5	205	241	45	38.0	12.0%
04/01/2023 06:00:00 PM	34.1	231	272	45	38.1	9.6%
04/01/2023 07:00:00 PM	34.2	154	181	45	38.1	9.4%
04/01/2023 08:00:00 PM	34.9	104	122	50	39.0	13.9%
04/01/2023 09:00:00 PM	36.7	85	100	55	40.1	19.0%
04/01/2023 10:00:00 PM	35.0	47	55	50	39.4	14.5%
04/01/2023 11:00:00 PM	35.0	40	47	45	38.2	14.9%
05/01/2023 12:00:00 AM	40.0	19	22	50	40.6	36.4%
05/01/2023 01:00:00 AM	37.5	10	12	40	37.5	33.3%
05/01/2023 02:00:00 AM	30.0	3	3	30	0.0	0.0%
05/01/2023 03:00:00 AM	40.0	3	3	40	37.5	33.3%
05/01/2023 04:00:00 AM	35.0	3	4	40	37.5	25.0%
05/01/2023 05:00:00 AM	37.5	9	11	40	37.5	36.4%
05/01/2023 06:00:00 AM	37.5	28	33	50	39.4	24.2%
05/01/2023 07:00:00 AM	35.8	73	86	60	39.5	17.4%
05/01/2023 08:00:00 AM	34.7	247	291	45	37.9	12.7%
05/01/2023 09:00:00 AM	34.7	254	299	45	37.9	12.7%
05/01/2023 10:00:00 AM	35.7	157	185	45	38.1	17.3%
05/01/2023 11:00:00 AM	35.8	143	168	55	38.7	17.3%
05/01/2023 12:00:00 PM	34.2	145	171	45	39.0	9.9%
05/01/2023 01:00:00 PM	36.6	153	180	50	38.4	20.6%
05/01/2023 02:00:00 PM	34.8	155	182	45	38.1	13.7%
05/01/2023 03:00:00 PM	34.9	192	226	45	38.6	14.2%
05/01/2023 04:00:00 PM	34.8	226	266	55	39.1	13.9%
05/01/2023 05:00:00 PM	34.1	223	262	45	38.1	9.9%
05/01/2023 06:00:00 PM	33.3	249	293	60	38.6	7.8%
05/01/2023 07:00:00 PM	34.8	137	161	45	38.2	13.7%
05/01/2023 08:00:00 PM	34.8	127	149	45	38.8	13.4%
05/01/2023 09:00:00 PM	34.9	72	85	50	39.2	14.1%
05/01/2023 10:00:00 PM	34.6	57	67	50	40.8	13.4%
05/01/2023 11:00:00 PM	37.2	39	46	45	38.4	23.9%
06/01/2023 12:00:00 AM	35.0	14	16	40	37.5	12.5%

06/01/2023 01:00:00 AM	43.3	11	13	50	41.1	53.8%
06/01/2023 02:00:00 AM	35.0	3	3	35	0.0	0.0%
06/01/2023 03:00:00 AM	35.0	3	3	35	0.0	0.0%
06/01/2023 04:00:00 AM	35.0	5	6	40	37.5	16.7%
06/01/2023 05:00:00 AM	38.0	8	10	40	37.5	50.0%
06/01/2023 06:00:00 AM	40.0	28	33	50	42.5	18.2%
06/01/2023 07:00:00 AM	37.9	74	87	45	38.8	26.4%
06/01/2023 08:00:00 AM	34.6	237	279	50	38.3	12.9%
06/01/2023 09:00:00 AM	35.0	230	270	55	39.5	14.8%
06/01/2023 10:00:00 AM	35.0	144	170	45	38.5	15.3%
06/01/2023 11:00:00 AM	36.0	135	159	50	38.9	17.6%
06/01/2023 12:00:00 PM	35.0	145	171	45	38.7	15.2%
06/01/2023 01:00:00 PM	35.2	177	208	50	38.3	15.4%
06/01/2023 02:00:00 PM	36.6	166	195	50	38.8	20.0%
06/01/2023 03:00:00 PM	34.6	192	226	45	38.8	11.5%
06/01/2023 04:00:00 PM	34.5	208	245	45	38.2	11.4%
06/01/2023 05:00:00 PM	34.4	234	275	50	38.3	11.6%
06/01/2023 06:00:00 PM	35.1	230	271	45	37.9	15.5%
06/01/2023 07:00:00 PM	35.3	196	231	50	38.6	16.0%
06/01/2023 08:00:00 PM	35.7	139	164	50	38.8	17.1%
06/01/2023 09:00:00 PM	34.9	92	108	55	40.2	13.9%
06/01/2023 10:00:00 PM	36.4	37	43	50	38.8	18.6%
06/01/2023 11:00:00 PM	35.0	39	46	50	40.4	15.2%
07/01/2023 12:00:00 AM	40.0	19	22	50	41.5	22.7%
07/01/2023 01:00:00 AM	40.0	12	14	55	41.5	35.7%
07/01/2023 02:00:00 AM	40.0	8	9	50	42.5	22.2%
07/01/2023 03:00:00 AM	45.0	3	3	45	42.5	33.3%
07/01/2023 04:00:00 AM	35.0	6	7	45	42.5	14.3%
07/01/2023 05:00:00 AM	37.5	5	6	40	37.5	33.3%
07/01/2023 06:00:00 AM	38.8	16	19	45	39.2	31.6%
07/01/2023 07:00:00 AM	37.9	29	34	45	38.6	26.5%
07/01/2023 08:00:00 AM	37.9	51	60	45	38.4	28.3%
07/01/2023 09:00:00 AM	35.8	83	98	45	38.7	17.3%
07/01/2023 10:00:00 AM	35.7	139	164	45	38.6	17.1%
07/01/2023 11:00:00 AM	35.4	147	173	45	38.2	16.2%
07/01/2023 12:00:00 PM	34.7	223	262	50	38.4	13.0%
07/01/2023 01:00:00 PM	34.8	162	191	45	38.2	14.1%
07/01/2023 02:00:00 PM	34.9	174	205	50	38.8	14.6%
07/01/2023 03:00:00 PM	35.2	173	203	45	38.1	15.3%
07/01/2023 04:00:00 PM	35.0	156	184	45	39.3	15.2%
07/01/2023 05:00:00 PM	34.1	179	211	50	39.1	9.0%
07/01/2023 06:00:00 PM	34.4	156	184	45	37.8	10.9%
07/01/2023 07:00:00 PM	35.0	122	143	45	38.5	14.7%
07/01/2023 08:00:00 PM	34.6	105	124	50	38.8	12.1%
07/01/2023 09:00:00 PM	35.6	72	85	55	40.0	16.5%
07/01/2023 10:00:00 PM	34.4	44	52	45	38.3	11.5%
07/01/2023 11:00:00 PM	38.6	41	48	45	39.6	25.0%
08/01/2023 12:00:00 AM	40.0	21	25	45	40.0	32.0%
08/01/2023 01:00:00 AM	41.7	13	15	45	40.5	33.3%
08/01/2023 02:00:00 AM	35.0	8	10	40	37.5	20.0%

08/01/2023 03:00:00 AM	40.0	3	3	40	37.5	33.3%
08/01/2023 04:00:00 AM	40.0	3	3	40	37.5	33.3%
08/01/2023 05:00:00 AM	40.0	2	2	40	37.5	50.0%
08/01/2023 06:00:00 AM	32.5	8	10	40	37.5	10.0%
08/01/2023 07:00:00 AM	35.0	19	22	40	37.5	13.6%
08/01/2023 08:00:00 AM	36.7	36	42	45	40.4	16.7%
08/01/2023 09:00:00 AM	35.8	36	42	45	38.2	16.7%
08/01/2023 10:00:00 AM	35.5	87	102	45	39.1	15.7%
08/01/2023 11:00:00 AM	36.2	113	133	45	38.5	18.8%
08/01/2023 12:00:00 PM	34.8	144	170	45	38.5	14.1%
08/01/2023 01:00:00 PM	36.4	143	168	55	39.8	18.5%
08/01/2023 02:00:00 PM	34.9	159	187	55	39.0	14.4%
08/01/2023 03:00:00 PM	34.2	157	185	45	39.0	9.2%
08/01/2023 04:00:00 PM	34.6	146	172	45	38.2	12.2%
08/01/2023 05:00:00 PM	34.5	123	145	45	39.3	11.7%
08/01/2023 06:00:00 PM	34.9	105	123	55	38.7	13.8%
08/01/2023 07:00:00 PM	35.0	106	125	50	38.8	15.2%
08/01/2023 08:00:00 PM	36.7	78	92	50	38.8	20.7%
08/01/2023 09:00:00 PM	36.7	54	64	55	39.8	20.3%
08/01/2023 10:00:00 PM	37.5	34	40	45	38.0	27.5%
08/01/2023 11:00:00 PM	37.0	23	27	45	38.3	22.2%
09/01/2023 12:00:00 AM	36.7	10	12	40	37.5	25.0%
09/01/2023 01:00:00 AM	35.0	5	6	50	47.5	16.7%
09/01/2023 02:00:00 AM	35.0	2	2	35	0.0	0.0%
09/01/2023 03:00:00 AM	32.5	3	4	35	0.0	0.0%
09/01/2023 04:00:00 AM	45.0	3	3	45	40.0	66.7%
09/01/2023 05:00:00 AM	37.5	10	12	40	37.5	33.3%
09/01/2023 06:00:00 AM	37.5	37	44	50	40.0	22.7%
09/01/2023 07:00:00 AM	36.9	74	87	45	38.9	20.7%
09/01/2023 08:00:00 AM	34.1	224	263	50	39.0	9.1%
09/01/2023 09:00:00 AM	34.7	259	305	45	38.7	12.8%
09/01/2023 10:00:00 AM	34.6	141	166	45	39.2	12.7%
09/01/2023 11:00:00 AM	34.3	145	171	50	38.1	9.9%
09/01/2023 12:00:00 PM	34.8	133	157	50	39.5	14.0%
09/01/2023 01:00:00 PM	34.6	163	192	50	38.1	12.5%
09/01/2023 02:00:00 PM	34.8	168	198	50	38.8	13.6%
09/01/2023 03:00:00 PM	34.5	210	247	45	38.2	11.7%
09/01/2023 04:00:00 PM	33.8	220	259	50	39.2	8.1%
09/01/2023 05:00:00 PM	34.7	222	261	50	38.4	13.0%
09/01/2023 06:00:00 PM	34.6	212	249	45	37.8	12.4%
09/01/2023 07:00:00 PM	34.9	156	184	55	39.0	14.7%
09/01/2023 08:00:00 PM	34.7	113	133	45	38.1	13.5%
09/01/2023 09:00:00 PM	36.2	66	78	50	38.8	19.2%
09/01/2023 10:00:00 PM	37.5	53	62	50	39.8	21.0%
09/01/2023 11:00:00 PM	37.0	36	42	40	37.5	23.8%
10/01/2023 12:00:00 AM	34.0	11	13	40	37.5	7.7%
10/01/2023 01:00:00 AM	37.5	8	10	45	39.2	30.0%
10/01/2023 02:00:00 AM	30.0	3	3	30	0.0	0.0%
10/01/2023 03:00:00 AM	32.5	3	4	35	0.0	0.0%
10/01/2023 04:00:00 AM	50.0	3	3	50	45.0	66.7%

Day/Time Ending	85th pctl (MPH)	85th pctl cnts	Total Cnts	Max Speed	Avg Speeder	% Speeders
23/12/2022 12:00:00 AM	34.9	1944	2287	55	38.5	14.3%
24/12/2022 12:00:00 AM	34.4	3213	3780	65	38.8	11.5%
25/12/2022 12:00:00 AM	35.5	2224	2617	60	38.9	16.3%
26/12/2022 12:00:00 AM	36.5	1141	1342	65	39.2	19.2%
27/12/2022 12:00:00 AM	36.8	1343	1580	60	39.0	20.8%
28/12/2022 12:00:00 AM	35.6	1663	1956	55	39.0	16.6%
29/12/2022 12:00:00 AM	35.0	1820	2141	55	38.7	14.9%
30/12/2022 12:00:00 AM	35.2	2070	2435	55	38.7	15.5%
31/12/2022 12:00:00 AM	35.0	2105	2477	55	38.6	15.0%
01/01/2023 12:00:00 AM	35.8	1836	2160	60	38.6	17.4%
02/01/2023 12:00:00 AM	35.5	1267	1491	55	39.0	16.3%
03/01/2023 12:00:00 AM	36.0	1624	1910	70	38.9	17.7%
04/01/2023 12:00:00 AM	34.8	2448	2880	55	38.5	13.4%
05/01/2023 12:00:00 AM	34.6	2619	3081	60	38.6	12.4%
06/01/2023 12:00:00 AM	34.8	2719	3199	60	38.5	13.8%
07/01/2023 12:00:00 AM	35.1	2752	3238	55	38.8	15.3%
08/01/2023 12:00:00 AM	35.1	2128	2504	55	38.7	15.2%
09/01/2023 12:00:00 AM	35.2	1610	1894	55	38.9	15.5%
10/01/2023 12:00:00 AM	34.7	2667	3138	55	38.7	13.0%
10/01/2023 03:59:59 AM	40.0	17	20	50	41.5	25.0%

Incoming Weekly Counts
Tithe Barn Lane (KL facing) December 2023

from Thu-Dec-22-2022-11-00-AM to Tue-Jan-10-2023-03-59-AM

	19/12/2022	to	25/12/2022							
	Monday	Tuesday	Wednesday	Thursday	Friday	Saturday	Sunday	Week	Weekend	Week Day 85%
Hour	19/12/2022	20/12/2022	21/12/2022	22/12/2022	23/12/2022	24/12/2022	25/12/2022	Day Avg	Avg	Avg Speed
0 - 1	*	*	*	*	19	15	13	19	14	40
1 - 2	*	*	*	*	7	8	12	7	10	42.5
2 - 3	*	*	*	*	4	8	5	4	6.5	25
3 - 4	*	*	*	*	9	8	0	9	4	37.5
4 - 5	*	*	*	*	10	5	1	10	3	37.5
5 - 6	*	*	*	*	31	12	4	31	8	37.5
6 - 7	*	*	*	*	53	33	18	53	25.5	35.8
7 - 8	*	*	*	*	149	71	35	149	53	34.1
8 - 9	*	*	*	*	323	113	26	323	69.5	31.7
9 - 10	*	*	*	*	465	121	60	465	90.5	27.5
10 - 11	*	*	*	*	231	212	119	231	165.5	34.6
11 - 12	*	*	*	177	225	230	152	201	191	34.8
12 - 13	*	*	*	250	241	251	174	245.5	212.5	35.95
13 - 14	*	*	*	219	281	212	77	250	144.5	34.45
14 - 15	*	*	*	241	273	217	77	257	147	35.15
15 - 16	*	*	*	228	221	194	62	224.5	128	35.35
16 - 17	*	*	*	262	297	226	95	279.5	160.5	34
17 - 18	*	*	*	243	254	219	74	248.5	146.5	34.2
18 - 19	*	*	*	226	247	154	90	236.5	122	34.55
19 - 20	*	*	*	154	179	97	67	166.5	82	35.35
20 - 21	*	*	*	124	103	84	60	113.5	72	36.45
21 - 22	*	*	*	84	82	68	51	83	59.5	36.65
22 - 23	*	*	*	51	47	41	46	49	43.5	34.4
23 - 24	*	*	*	28	29	18	24	28.5	21	35.5
Totals	0	0	0	2287	3780	2617	1342			
% of Total	0%	0%	0%	22.81%	37.7%	26.1%	13.39%			

Incoming Weekly Counts
Tithe Barn Lane (KL facing) December 2023

from Thu-Dec-22-2022-11-00-AM to Tue-Jan-10-2023-03-59-AM

	26/12/2022	to	01/01/2023							
	Monday	Tuesday	Wednesday	Thursday	Friday	Saturday	Sunday	Week	Weekend	Week Day 85%
Hour	26/12/2022	27/12/2022	28/12/2022	29/12/2022	30/12/2022	31/12/2022	01/01/2023	Day Avg	Avg	Avg Speed
0 - 1	11	18	10	9	18	18	51	13.2	34.5	36.18
1 - 2	5	4	6	6	9	8	35	6	21.5	36
2 - 3	5	2	3	5	4	5	13	3.8	9	37.82
3 - 4	1	2	6	5	5	6	11	3.8	8.5	38.5
4 - 5	0	7	5	6	5	3	4	4.6	3.5	36.88
5 - 6	6	7	18	18	19	15	4	13.6	9.5	37.24
6 - 7	11	33	38	36	30	19	15	29.6	17	36.56
7 - 8	32	44	72	84	77	49	31	61.8	40	35.56
8 - 9	35	58	90	83	120	68	27	77.2	47.5	36.48
9 - 10	96	93	135	138	173	108	51	127	79.5	36.12
10 - 11	115	129	142	181	199	159	81	153.2	120	34.9
11 - 12	159	147	178	202	193	184	115	175.8	149.5	35.62
12 - 13	153	205	192	203	171	172	126	184.8	149	36.18
13 - 14	147	179	174	194	160	199	150	170.8	174.5	36.16
14 - 15	108	168	193	211	200	190	119	176	154.5	35.68
15 - 16	105	154	142	200	211	174	99	162.4	136.5	35.34
16 - 17	110	147	191	223	205	137	116	175.2	126.5	34.82
17 - 18	122	157	158	174	179	177	107	158	142	34.44
18 - 19	102	118	123	145	153	146	91	128.2	118.5	35.3
19 - 20	102	90	91	108	127	129	98	103.6	113.5	35.78
20 - 21	63	77	68	73	70	82	53	70.2	67.5	35.14
21 - 22	50	55	54	55	75	56	42	57.8	49	36.18
22 - 23	27	43	32	48	48	33	25	39.6	29	37.8
23 - 24	15	19	20	28	26	23	27	21.6	25	38.6
Totals	1580	1956	2141	2435	2477	2160	1491			
% of Total	11.1%	13.74%	15.04%	17.1%	17.39%	15.17%	10.47%			

Incoming Weekly Counts
 Tithe Barn Lane (KL facing) December 2023

from Thu-Dec-22-2022-11-00-AM to Tue-Jan-10-2023-03-59-AM

	02/01/2023	to	08/01/2023							
	Monday	Tuesday	Wednesday	Thursday	Friday	Saturday	Sunday	Week	Weekend	Week Day 85%
Hour	02/01/2023	03/01/2023	04/01/2023	05/01/2023	06/01/2023	07/01/2023	08/01/2023	Day Avg	Avg	Avg Speed
0 - 1	8	9	8	12	13	14	15	10	14.5	39.16
1 - 2	1	1	5	3	3	9	10	2.6	9.5	37
2 - 3	1	2	2	3	3	3	3	2.2	3	37
3 - 4	3	2	3	4	6	7	3	3.6	5	35
4 - 5	4	10	11	11	10	6	2	9.2	4	36.78
5 - 6	12	39	32	33	33	19	10	29.8	14.5	37.42
6 - 7	22	74	95	86	87	34	22	72.8	28	37.4
7 - 8	53	229	263	291	279	60	42	223	51	34.74
8 - 9	48	247	296	299	270	98	42	232	70	35.34
9 - 10	76	167	162	185	170	164	102	152	133	35.72
10 - 11	115	128	150	168	159	173	133	144	153	35.98
11 - 12	164	177	161	171	171	262	170	168.8	216	35.12
12 - 13	188	177	179	180	208	191	168	186.4	179.5	35.42
13 - 14	165	185	187	182	195	205	187	182.8	196	35.78
14 - 15	188	235	248	226	226	203	185	224.6	194	34.56
15 - 16	198	224	239	266	245	184	172	234.4	178	34.56
16 - 17	187	234	241	262	275	211	145	239.8	178	34.44
17 - 18	158	256	272	293	271	184	123	250	153.5	34.18
18 - 19	105	177	181	161	231	143	125	171	134	34.94
19 - 20	77	136	122	149	164	124	92	129.6	108	35.08
20 - 21	54	82	100	85	108	85	64	85.8	74.5	34.96
21 - 22	50	43	55	67	43	52	40	51.6	46	35.8
22 - 23	19	38	47	46	46	48	27	39.2	37.5	36.7
23 - 24	14	8	22	16	22	25	12	16.4	18.5	39.6
Totals	1910	2880	3081	3199	3238	2504	1894			
% of Total	10.21%	15.4%	16.47%	17.1%	17.31%	13.39%	10.13%			

	09/01/2023	to	15/01/2023							
	Monday	Tuesday	Wednesday	Thursday	Friday	Saturday	Sunday	Week	Weekend	Week Day 85%
Hour	09/01/2023	10/01/2023	11/01/2023	12/01/2023	13/01/2023	14/01/2023	15/01/2023	Day Avg	Avg	Avg Speed
0 - 1	6	10	*	*	*	*	*	8	0	36.25
1 - 2	2	3	*	*	*	*	*	2.5	0	32.5
2 - 3	4	4	*	*	*	*	*	4	0	32.5
3 - 4	3	3	*	*	*	*	*	3	0	47.5
4 - 5	12	*	*	*	*	*	*	12	0	37.5
5 - 6	44	*	*	*	*	*	*	44	0	37.5
6 - 7	87	*	*	*	*	*	*	87	0	36.9
7 - 8	263	*	*	*	*	*	*	263	0	34.1
8 - 9	305	*	*	*	*	*	*	305	0	34.7
9 - 10	166	*	*	*	*	*	*	166	0	34.6
10 - 11	171	*	*	*	*	*	*	171	0	34.3
11 - 12	157	*	*	*	*	*	*	157	0	34.8
12 - 13	192	*	*	*	*	*	*	192	0	34.6
13 - 14	198	*	*	*	*	*	*	198	0	34.8
14 - 15	247	*	*	*	*	*	*	247	0	34.5
15 - 16	259	*	*	*	*	*	*	259	0	33.8
16 - 17	261	*	*	*	*	*	*	261	0	34.7
17 - 18	249	*	*	*	*	*	*	249	0	34.6
18 - 19	184	*	*	*	*	*	*	184	0	34.9
19 - 20	133	*	*	*	*	*	*	133	0	34.7
20 - 21	78	*	*	*	*	*	*	78	0	36.2
21 - 22	62	*	*	*	*	*	*	62	0	37.5
22 - 23	42	*	*	*	*	*	*	42	0	37
23 - 24	13	*	*	*	*	*	*	13	0	34
Totals	3138	20	0	0	0	0	0			
% of Total	99.37%	0.63%	0%	0%	0%	0%	0%			

Incoming Monthly Counts
 Tithe Barn Lane (KL facing) December 2023

from Thu-Dec-22-2022-11-00-AM to Tue-Jan-10-2023-03-59-AM

Hour	Dec 2022							Week Day Avg	Weekend Avg	Week Day 85% Avg Speed
	Monday	Tuesday	Wednesday	Thursday	Friday	Saturday	Sunday			
0 - 1	11	18	10	9	37	33	13	17	23	37.24
1 - 2	5	4	6	6	16	16	12	7.4	14	37.34
2 - 3	5	2	3	5	8	13	5	4.6	9	38.16
3 - 4	1	2	6	5	14	14	0	5.6	7	38.3
4 - 5	0	7	5	6	15	8	1	6.6	4.5	37.62
5 - 6	6	7	18	18	50	27	4	19.8	15.5	36.9
6 - 7	11	33	38	36	83	52	18	40.2	35	36.22
7 - 8	32	44	72	84	226	120	35	91.6	77.5	35.1
8 - 9	35	58	90	83	443	181	26	141.8	103.5	36.22
9 - 10	96	93	135	138	638	229	60	220	144.5	35.54
10 - 11	115	129	142	181	430	371	119	199.4	245	35
11 - 12	159	147	178	379	418	414	152	256.2	283	35.48
12 - 13	153	205	192	453	412	423	174	283	298.5	36.1
13 - 14	147	179	174	413	441	411	77	270.8	244	35.74
14 - 15	108	168	193	452	473	407	77	278.8	242	35.6
15 - 16	105	154	142	428	432	368	62	252.2	215	35.34
16 - 17	110	147	191	485	502	363	95	287	229	34.76
17 - 18	122	157	158	417	433	396	74	257.4	235	34.44
18 - 19	102	118	123	371	400	300	90	222.8	195	34.98
19 - 20	102	90	91	262	306	226	67	170.2	146.5	35.7
20 - 21	63	77	68	197	173	166	60	115.6	113	35.52
21 - 22	50	55	54	139	157	124	51	91	87.5	36.48
22 - 23	27	43	32	99	95	74	46	59.2	60	37.02
23 - 24	15	19	20	56	55	41	24	33	32.5	38.4
Totals	1580	1956	2141	4722	6257	4777	1342			
% of Total	6.94%	8.59%	9.4%	20.73%	27.47%	20.97%	5.89%			

Incoming Monthly Counts
 Tithe Barn Lane (KL facing) December 2023

from Thu-Dec-22-2022-11-00-AM to Tue-Jan-10-2023-03-59-AM

Hour	Jan 2023							Week Day Avg	Weekend Avg	Week Day 85% Avg Speed
	Monday	Tuesday	Wednesday	Thursday	Friday	Saturday	Sunday			
0 - 1	14	19	8	12	13	14	66	13.2	40	38.82
1 - 2	3	4	5	3	3	9	45	3.6	27	36.76
2 - 3	5	6	2	3	3	3	16	3.8	9.5	35
3 - 4	6	5	3	4	6	7	14	4.8	10.5	38
4 - 5	16	10	11	11	10	6	6	11.6	6	37.38
5 - 6	56	39	32	33	33	19	14	38.6	16.5	37.14
6 - 7	109	74	95	86	87	34	37	90.2	35.5	37.08
7 - 8	316	229	263	291	279	60	73	275.6	66.5	34.46
8 - 9	353	247	296	299	270	98	69	293	83.5	34.86
9 - 10	242	167	162	185	170	164	153	185.2	158.5	35.32
10 - 11	286	128	150	168	159	173	214	178.2	193.5	35.56
11 - 12	321	177	161	171	171	262	285	200.2	273.5	35.02
12 - 13	380	177	179	180	208	191	294	224.8	242.5	35.2
13 - 14	363	185	187	182	195	205	337	222.4	271	35.6
14 - 15	435	235	248	226	226	203	304	274	253.5	34.54
15 - 16	457	224	239	266	245	184	271	286.2	227.5	34.5
16 - 17	448	234	241	262	275	211	261	292	236	34.4
17 - 18	407	256	272	293	271	184	230	299.8	207	34.18
18 - 19	289	177	181	161	231	143	216	207.8	179.5	34.88
19 - 20	210	136	122	149	164	124	190	156.2	157	34.94
20 - 21	132	82	100	85	108	85	117	101.4	101	35.22
21 - 22	112	43	55	67	43	52	82	64	67	36
22 - 23	61	38	47	46	46	48	52	47.6	50	36.44
23 - 24	27	8	22	16	22	25	39	19	32	39.2
Totals	5048	2900	3081	3199	3238	2504	3385			
% of Total	21.61%	12.42%	13.19%	13.7%	13.86%	10.72%	14.49%			

Incoming Weekly Speeds
Tithe Barn Lane (KL facing) December 2023

from Thu-Dec-22-2022-11-00-AM to Tue-Jan-10-2023-03-59-AM

	19/12/2022	to	25/12/2022							
	Monday	Tuesday	Wednesday	Thursday	Friday	Saturday	Sunday	Week	Weekend	Week Day 85%
Hour	19/12/2022	20/12/2022	21/12/2022	22/12/2022	23/12/2022	24/12/2022	25/12/2022	Day Avg	Avg	Avg Speed
0 - 1	*	*	*	*	32.89	32.2	32.08	32.89	32.14	40
1 - 2	*	*	*	*	32.71	34	32.08	32.71	32.85	42.5
2 - 3	*	*	*	*	23.25	27.25	31	23.25	28.69	25
3 - 4	*	*	*	*	30.89	24.62	0	30.89	24.62	37.5
4 - 5	*	*	*	*	28.8	30	7	28.8	26.17	37.5
5 - 6	*	*	*	*	31.19	29.5	38.25	31.19	31.69	37.5
6 - 7	*	*	*	*	28.42	30.18	29.72	28.42	30.02	35.8
7 - 8	*	*	*	*	25.48	30.37	31.94	25.48	30.89	34.1
8 - 9	*	*	*	*	14.83	30.27	30.85	14.83	30.37	31.7
9 - 10	*	*	*	*	12.69	30.23	31.97	12.69	30.81	27.5
10 - 11	*	*	*	*	26.34	30.28	32.1	26.34	30.94	34.6
11 - 12	*	*	*	29.19	29.97	30.65	30.01	29.63	30.39	34.8
12 - 13	*	*	*	30.13	30.91	30.55	30.77	30.51	30.64	35.95
13 - 14	*	*	*	29.52	29.88	30.49	29.61	29.72	30.25	34.45
14 - 15	*	*	*	29.54	29.65	30.14	32.22	29.6	30.68	35.15
15 - 16	*	*	*	29.84	29.66	29.9	30.71	29.75	30.1	35.35
16 - 17	*	*	*	28.31	28.67	29.54	30.4	28.5	29.79	34
17 - 18	*	*	*	28.27	28.37	28.5	31.03	28.32	29.14	34.2
18 - 19	*	*	*	29.3	29.24	30.71	29.79	29.27	30.37	34.55
19 - 20	*	*	*	29.92	29.43	30.19	30.03	29.65	30.12	35.35
20 - 21	*	*	*	30.23	30.29	29.1	27.9	30.26	28.6	36.45
21 - 22	*	*	*	29.81	31.16	30.31	30.22	30.48	30.27	36.65
22 - 23	*	*	*	28.84	29	32.93	29.41	28.92	31.07	34.4
23 - 24	*	*	*	31.5	29.21	34.33	29.88	30.33	31.79	35.5
Totals	0	0	0	384.2	673	726	688.8			
% of Total	0%	0%	0%	15.54%	27.22%	29.37%	27.86%			

Incoming Weekly Speeds
Tithe Barn Lane (KL facing) December 2023

from Thu-Dec-22-2022-11-00-AM to Tue-Jan-10-2023-03-59-AM

	26/12/2022	to	01/01/2023							
	Monday	Tuesday	Wednesday	Thursday	Friday	Saturday	Sunday	Week	Weekend	Week Day 85%
Hour	26/12/2022	27/12/2022	28/12/2022	29/12/2022	30/12/2022	31/12/2022	01/01/2023	Day Avg	Avg	Avg Speed
0 - 1	32.91	28.28	31.2	30.33	27	31.33	28.71	29.42	29.39	36.18
1 - 2	30.2	28.25	32.17	34.5	31	30.25	27.74	31.43	28.21	36
2 - 3	33.4	32	33.67	29.2	30.75	39	30.54	31.63	32.89	37.82
3 - 4	37	29.5	31.17	37	35	33	27.55	33.84	29.47	38.5
4 - 5	0	36.43	29	36.33	32	30.33	29.5	33.83	29.86	36.88
5 - 6	35.33	30	31.33	31.61	32.42	30.53	29.5	31.93	30.32	37.24
6 - 7	29.82	31.42	29.84	30	31.23	31.11	32.73	30.51	31.82	36.56
7 - 8	32	30.3	30.82	30.64	30.97	31.1	30.71	30.86	30.95	35.56
8 - 9	31.83	32.29	30.74	30.49	26.77	30.34	29.44	29.78	30.08	36.48
9 - 10	31.25	30.63	29.61	30.28	20.51	29.82	31.69	27.67	30.42	36.12
10 - 11	31.28	30.64	29.87	28.67	24.06	29.56	29.62	28.42	29.58	34.9
11 - 12	31.31	30.16	29.48	29.85	30.15	29.93	30.72	30.16	30.24	35.62
12 - 13	31.36	30.23	29.59	30.55	30.01	29.92	30.87	30.31	30.33	36.18
13 - 14	31.26	30.49	29.43	30.85	30.07	29.9	30.78	30.41	30.28	36.16
14 - 15	31.3	29.55	30.12	30.3	30.47	31.17	30.04	30.28	30.73	35.68
15 - 16	30.01	30.72	29.89	30.14	29.73	30.06	30.98	30.08	30.4	35.34
16 - 17	29.59	29.04	28.63	28.62	29.06	29.52	29.55	28.92	29.53	34.82
17 - 18	29.87	29.38	28.99	28.37	29.36	29.79	29.41	29.15	29.65	34.44
18 - 19	29.81	29.57	28.88	30.32	29.97	28.6	30.1	29.74	29.17	35.3
19 - 20	29.86	30.81	29.91	29.36	29.55	30.49	28.63	29.86	29.69	35.78
20 - 21	30.02	30.1	29.09	30.78	29.73	30.77	29.75	29.96	30.37	35.14
21 - 22	30.1	29.98	31.3	30.51	28.77	30.75	29.07	30.03	30.03	36.18
22 - 23	31.67	31.14	29.41	31.88	32.06	30.55	29.92	31.33	30.28	37.8
23 - 24	33	32.11	31.7	30.96	30.38	30.35	29.74	31.44	30.02	38.6
Totals	724.2	732.8	725.8	741.6	711.4	738	717.1			
% of Total	14.23%	14.39%	14.26%	14.57%	13.97%	14.5%	14.09%			

Incoming Weekly Speeds
Tithe Barn Lane (KL facing) December 2023

from Thu-Dec-22-2022-11-00-AM to Tue-Jan-10-2023-03-59-AM

	02/01/2023	to	08/01/2023							
	Monday	Tuesday	Wednesday	Thursday	Friday	Saturday	Sunday	Week	Weekend	Week Day 85%
Hour	02/01/2023	03/01/2023	04/01/2023	05/01/2023	06/01/2023	07/01/2023	08/01/2023	Day Avg	Avg	Avg Speed
0 - 1	30.88	30.56	30.75	30.83	34.38	32.86	30.73	31.7	31.76	39.16
1 - 2	42	27	36	27	27	31	29.2	31.62	30.05	37
2 - 3	37	32	27.5	27	28.67	35.67	30.33	29.36	33	37
3 - 4	30.67	29.5	28.67	29.5	29.67	27.71	32	29.61	29	35
4 - 5	30.75	29.1	31.18	30.64	33.5	24.5	34.5	31.07	27	36.78
5 - 6	33.33	30.26	30.44	30.36	31.15	30.26	28.5	30.77	29.66	37.42
6 - 7	32.23	31.69	31.38	31.48	31.59	31.06	28.05	31.57	29.87	37.4
7 - 8	30.83	29.79	29.06	29.51	29.62	31.32	30.55	29.55	31	34.74
8 - 9	31.38	30.31	29.7	29.97	30.21	30.47	29.62	30.09	30.21	35.34
9 - 10	31.16	29.53	29.88	30.17	29.94	30.99	31.02	30.02	31	35.72
10 - 11	31.17	30.42	29.04	30.33	30.89	29.99	30.9	30.33	30.39	35.98
11 - 12	30.68	29.41	29.85	29.5	30.48	29.68	30.01	29.98	29.81	35.12
12 - 13	30.8	28.97	29.64	30.89	30.25	29.54	31.08	30.13	30.26	35.42
13 - 14	30.69	30.02	30.05	29.6	29.71	29.71	30.03	30	29.86	35.78
14 - 15	29.41	28.92	28.68	29.98	30.06	30.23	29.25	29.39	29.77	34.56
15 - 16	30.04	29.7	28.47	28.68	29.13	30.07	29.99	29.16	30.03	34.56
16 - 17	29.67	28.1	28.88	28.46	28.84	29.08	29.52	28.75	29.26	34.44
17 - 18	28.69	27.65	28.57	28.15	28.96	29.13	29.48	28.38	29.27	34.18
18 - 19	29.9	30.01	28.73	28.99	28.77	29.03	29.15	29.2	29.09	34.94
19 - 20	30.9	28.65	29.58	29.7	29.28	29.7	30.34	29.49	29.97	35.08
20 - 21	28.72	29.45	30.71	30.09	29	30.72	30.45	29.67	30.6	34.96
21 - 22	30.1	30.3	30.56	28.96	30.67	29.4	31.33	30.03	30.24	35.8
22 - 23	31.53	30.47	29.15	30.54	30.74	30.9	31.11	30.34	30.97	36.7
23 - 24	36.43	29.5	33.27	28.31	32	32.32	29.08	32.13	31.27	39.6
Totals	759	711.3	720	708.8	724.6	725.4	726.1			
% of Total	14.96%	14.02%	14.19%	13.97%	14.28%	14.29%	14.31%			

Incoming Weekly Speeds
Tithe Barn Lane (KL facing) December 2023

from Thu-Dec-22-2022-11-00-AM to Tue-Jan-10-2023-03-59-AM

	09/01/2023	to	15/01/2023							
	Monday	Tuesday	Wednesday	Thursday	Friday	Saturday	Sunday	Week	Weekend	Week Day 85%
Hour	09/01/2023	10/01/2023	11/01/2023	12/01/2023	13/01/2023	14/01/2023	15/01/2023	Day Avg	Avg	Avg Speed
0 - 1	30.33	32.1	*	*	*	*	*	31.44	*	36.25
1 - 2	29.5	27	*	*	*	*	*	28	*	32.5
2 - 3	29.5	29.75	*	*	*	*	*	29.62	*	32.5
3 - 4	32	40.33	*	*	*	*	*	36.17	*	47.5
4 - 5	30.83	*	*	*	*	*	*	30.83	*	37.5
5 - 6	31.43	*	*	*	*	*	*	31.43	*	37.5
6 - 7	31.25	*	*	*	*	*	*	31.25	*	36.9
7 - 8	29.57	*	*	*	*	*	*	29.57	*	34.1
8 - 9	29.85	*	*	*	*	*	*	29.85	*	34.7
9 - 10	29.46	*	*	*	*	*	*	29.46	*	34.6
10 - 11	29.46	*	*	*	*	*	*	29.46	*	34.3
11 - 12	29.57	*	*	*	*	*	*	29.57	*	34.8
12 - 13	29.19	*	*	*	*	*	*	29.19	*	34.6
13 - 14	29.83	*	*	*	*	*	*	29.83	*	34.8
14 - 15	29	*	*	*	*	*	*	29	*	34.5
15 - 16	28.1	*	*	*	*	*	*	28.1	*	33.8
16 - 17	29.02	*	*	*	*	*	*	29.02	*	34.7
17 - 18	29.42	*	*	*	*	*	*	29.42	*	34.6
18 - 19	29.23	*	*	*	*	*	*	29.23	*	34.9
19 - 20	28.23	*	*	*	*	*	*	28.23	*	34.7
20 - 21	29.09	*	*	*	*	*	*	29.09	*	36.2
21 - 22	31.34	*	*	*	*	*	*	31.34	*	37.5
22 - 23	30.38	*	*	*	*	*	*	30.38	*	37
23 - 24	27.54	*	*	*	*	*	*	27.54	*	34
Totals	713.1	129.2	0	0	0	0	0			
% of Total	84.66%	15.34%	0%	0%	0%	0%	0%			

Incoming Monthly Speeds
Tithe Barn Lane (KL facing) December 2023

from Thu-Dec-22-2022-11-00-AM to Tue-Jan-10-2023-03-59-AM

Hour	Dec 2022							Week Day Avg	Weekend Avg	Week Day 85% Avg Speed
	Monday	Tuesday	Wednesday	Thursday	Friday	Saturday	Sunday			
0 - 1	32.91	28.28	31.2	30.33	30.03	31.73	32.08	30.2	31.83	37.24
1 - 2	30.2	28.25	32.17	34.5	31.75	32.12	32.08	31.68	32.11	37.34
2 - 3	33.4	32	33.67	29.2	27	31.77	31	30.17	31.56	38.16
3 - 4	37	29.5	31.17	37	32.36	28.21	0	32.89	28.21	38.3
4 - 5	0	36.43	29	36.33	29.87	30.12	7	32.3	27.56	37.62
5 - 6	35.33	30	31.33	31.61	31.66	30.07	38.25	31.7	31.13	36.9
6 - 7	29.82	31.42	29.84	30	29.43	30.52	29.72	29.96	30.31	36.22
7 - 8	32	30.3	30.82	30.64	27.35	30.67	31.94	29.11	30.95	35.1
8 - 9	31.83	32.29	30.74	30.49	18.06	30.29	30.85	22.97	30.36	36.22
9 - 10	31.25	30.63	29.61	30.28	14.81	30.04	31.97	21.34	30.44	35.54
10 - 11	31.28	30.64	29.87	28.67	25.28	29.97	32.1	27.94	30.49	35
11 - 12	31.31	30.16	29.48	29.54	30.06	30.33	30.01	29.99	30.24	35.48
12 - 13	31.36	30.23	29.59	30.32	30.53	30.29	30.77	30.38	30.43	36.1
13 - 14	31.26	30.49	29.43	30.14	29.95	30.2	29.61	30.15	30.11	35.74
14 - 15	31.3	29.55	30.12	29.9	30	30.62	32.22	30.03	30.87	35.6
15 - 16	30.01	30.72	29.89	29.98	29.69	29.98	30.71	29.96	30.08	35.34
16 - 17	29.59	29.04	28.63	28.45	28.83	29.53	30.4	28.76	29.71	34.76
17 - 18	29.87	29.38	28.99	28.31	28.78	29.08	31.03	28.83	29.38	34.44
18 - 19	29.81	29.57	28.88	29.7	29.52	29.68	29.79	29.54	29.71	34.98
19 - 20	29.86	30.81	29.91	29.69	29.48	30.36	30.03	29.78	30.28	35.7
20 - 21	30.02	30.1	29.09	30.44	30.06	29.92	27.9	30.08	29.38	35.52
21 - 22	30.1	29.98	31.3	30.09	30.02	30.51	30.22	30.2	30.42	36.48
22 - 23	31.67	31.14	29.41	30.31	30.55	31.86	29.41	30.53	30.92	37.02
23 - 24	33	32.11	31.7	31.23	29.76	32.1	29.88	31.06	31.28	38.4

Hour	Jan 2023							Week Day Avg	Weekend Avg	Week Day 85% Avg Speed
	Monday	Tuesday	Wednesday	Thursday	Friday	Saturday	Sunday			
0 - 1	30.64	31.37	30.75	30.83	34.38	32.86	29.17	31.64	29.81	38.82
1 - 2	33.67	27	36	27	27	31	28.07	30.61	28.56	36.76
2 - 3	31	30.5	27.5	27	28.67	35.67	30.5	29.47	31.32	35
3 - 4	31.33	36	28.67	29.5	29.67	27.71	28.5	31.25	28.24	38
4 - 5	30.81	29.1	31.18	30.64	33.5	24.5	31.17	31.02	27.83	37.38
5 - 6	31.84	30.26	30.44	30.36	31.15	30.26	28.79	30.92	29.64	37.14
6 - 7	31.45	31.69	31.38	31.48	31.59	31.06	29.95	31.51	30.48	37.08
7 - 8	29.78	29.79	29.06	29.51	29.62	31.32	30.62	29.55	30.93	34.46
8 - 9	30.06	30.31	29.7	29.97	30.21	30.47	29.55	30.04	30.09	34.86
9 - 10	29.99	29.53	29.88	30.17	29.94	30.99	31.24	29.92	31.11	35.32
10 - 11	30.15	30.42	29.04	30.33	30.89	29.99	30.42	30.17	30.22	35.56
11 - 12	30.13	29.41	29.85	29.5	30.48	29.68	30.3	29.91	30	35.02
12 - 13	29.99	28.97	29.64	30.89	30.25	29.54	30.99	29.97	30.42	35.2
13 - 14	30.22	30.02	30.05	29.6	29.71	29.71	30.36	29.97	30.12	35.6
14 - 15	29.18	28.92	28.68	29.98	30.06	30.23	29.56	29.32	29.83	34.54
15 - 16	28.94	29.7	28.47	28.68	29.13	30.07	30.35	28.97	30.24	34.5
16 - 17	29.29	28.1	28.88	28.46	28.84	29.08	29.54	28.8	29.33	34.4
17 - 18	29.14	27.65	28.57	28.15	28.96	29.13	29.45	28.55	29.31	34.18
18 - 19	29.48	30.01	28.73	28.99	28.77	29.03	29.55	29.21	29.34	34.88
19 - 20	29.2	28.65	29.58	29.7	29.28	29.7	29.46	29.28	29.55	34.94
20 - 21	28.94	29.45	30.71	30.09	29	30.72	30.14	29.58	30.38	35.22
21 - 22	30.79	30.3	30.56	28.96	30.67	29.4	30.17	30.28	29.87	36
22 - 23	30.74	30.47	29.15	30.54	30.74	30.9	30.54	30.34	30.71	36.44
23 - 24	32.15	29.5	33.27	28.31	32	32.32	29.54	31.51	30.62	39.2

Incoming Weekly EightyFifthSpeeds
Tithe Barn Lane (KL facing) December 2023

from Thu-Dec-22-2022-11-00-AM to Tue-Jan-10-2023-03-59-AM

	19/12/2022	to	25/12/2022							
	Monday	Tuesday	Wednesday	Thursday	Friday	Saturday	Sunday	Week	Weekend	Week Day 85%
Hour	19/12/2022	20/12/2022	21/12/2022	22/12/2022	23/12/2022	24/12/2022	25/12/2022	Day Avg	Avg	Avg Speed
0 - 1	*	*	*	*	40	40	38.8	40	39.4	40
1 - 2	*	*	*	*	42.5	40	40	42.5	40	42.5
2 - 3	*	*	*	*	25	33.3	35	25	34.15	25
3 - 4	*	*	*	*	37.5	37.5	0	37.5	37.5	37.5
4 - 5	*	*	*	*	37.5	35	10	37.5	22.5	37.5
5 - 6	*	*	*	*	37.5	35	40	37.5	37.5	37.5
6 - 7	*	*	*	*	35.8	34.2	33.8	35.8	34	35.8
7 - 8	*	*	*	*	34.1	34.5	41.7	34.1	38.1	34.1
8 - 9	*	*	*	*	31.7	34.7	37.5	31.7	36.1	31.7
9 - 10	*	*	*	*	27.5	35.5	37.1	27.5	36.3	27.5
10 - 11	*	*	*	*	34.6	36.5	37.9	34.6	37.2	34.6
11 - 12	*	*	*	34.1	35.5	35.7	36	34.8	35.85	34.8
12 - 13	*	*	*	35.8	36.1	35.9	35.9	35.95	35.9	35.95
13 - 14	*	*	*	34.3	34.6	36.3	35.5	34.45	35.9	34.45
14 - 15	*	*	*	35.5	34.8	34.9	38.2	35.15	36.55	35.15
15 - 16	*	*	*	36.1	34.6	35.2	37.1	35.35	36.15	35.35
16 - 17	*	*	*	33.9	34.1	34.6	36.5	34	35.55	34
17 - 18	*	*	*	34.5	33.9	33.8	37	34.2	35.4	34.2
18 - 19	*	*	*	34.7	34.4	37	35	34.55	36	34.55
19 - 20	*	*	*	36.1	34.6	36.6	35	35.35	35.8	35.35
20 - 21	*	*	*	36.9	36	35	33.7	36.45	34.35	36.45
21 - 22	*	*	*	36.4	36.9	36.4	34.1	36.65	35.25	36.65
22 - 23	*	*	*	35	33.8	39.5	35.8	34.4	37.65	34.4
23 - 24	*	*	*	35	36	40	35	35.5	37.5	35.5
Totals	0	0	0	458.3	839	867.1	816.6			
% of Total	0%	0%	0%	15.37%	28.14%	29.09%	27.39%			

	26/12/2022	to	01/01/2023							
	Monday	Tuesday	Wednesday	Thursday	Friday	Saturday	Sunday	Week	Weekend	Week Day 85%
Hour	26/12/2022	27/12/2022	28/12/2022	29/12/2022	30/12/2022	31/12/2022	01/01/2023	Day Avg	Avg	Avg Speed
0 - 1	40	36.7	35	37.5	31.7	35	33.8	36.18	34.4	36.18
1 - 2	35	30	40	40	35	35	33.8	36	34.4	36
2 - 3	37.5	40	45	33.3	33.3	40	35	37.82	37.5	37.82
3 - 4	40	35	35	42.5	40	40	33.3	38.5	36.65	38.5
4 - 5	0	42.5	30	40	35	35	35	36.88	35	36.88
5 - 6	40	35	36.2	35	40	38.3	30	37.24	34.15	37.24
6 - 7	35	37.1	34.6	37.1	39	37.5	39	36.56	38.25	36.56
7 - 8	36.7	34.5	34.8	34.7	37.1	38.3	36.2	35.56	37.25	35.56
8 - 9	36.7	37.8	37	36.4	34.5	36.2	37	36.48	36.6	36.48
9 - 10	38.8	37.5	35.9	35.2	33.2	35	36.9	36.12	35.95	36.12
10 - 11	35.4	35.8	35.4	34	33.9	34.7	34.6	34.9	34.65	34.9
11 - 12	37.4	34.9	34.7	35	36.1	34.8	36.1	35.62	35.45	35.62
12 - 13	37	36.4	34.9	36.2	36.4	35.6	36.2	36.18	35.9	36.18
13 - 14	38	36.5	34.5	36.5	35.3	34.8	35.3	36.16	35.05	36.16
14 - 15	37.4	34.5	35.6	35.3	35.6	37.8	36	35.68	36.9	35.68
15 - 16	35.6	35.3	35.5	34.8	35.5	36.3	36.8	35.34	36.55	35.34
16 - 17	36.9	34.8	33.8	34.4	34.2	34.9	35.6	34.82	35.25	34.82
17 - 18	35	34.5	34.5	33.8	34.4	34.6	34.5	34.44	34.55	34.44
18 - 19	34.6	36.1	34.1	36.9	34.8	34.9	35.7	35.3	35.3	35.3
19 - 20	35.8	35.4	36.7	34.8	36.2	36.8	35.4	35.78	36.1	35.78
20 - 21	35	34.7	36.2	34.8	35	37.2	35	35.14	36.1	35.14
21 - 22	37.1	34.5	38.8	35.8	34.7	35.7	34	36.18	34.85	36.18
22 - 23	36.7	38.3	37.1	38.1	38.8	35.8	36.7	37.8	36.25	37.8
23 - 24	40	38	40	38	37	40	37	38.6	38.5	38.6
Totals	851.6	865.8	865.3	870.1	856.7	874.2	848.9			
% of Total	14.12%	14.35%	14.34%	14.42%	14.2%	14.49%	14.07%			

	02/01/2023	to	08/01/2023							
	Monday	Tuesday	Wednesday	Thursday	Friday	Saturday	Sunday	Week	Weekend	Week Day 85%
Hour	02/01/2023	03/01/2023	04/01/2023	05/01/2023	06/01/2023	07/01/2023	08/01/2023	Day Avg	Avg	Avg Speed
0 - 1	35	40	40	37.5	43.3	40	41.7	39.16	40.85	39.16
1 - 2	45	30	45	30	35	40	35	37	37.5	37
2 - 3	40	40	30	40	35	45	40	37	42.5	37
3 - 4	35	35	35	35	35	35	40	35	37.5	35
4 - 5	35	36.7	36.7	37.5	38	37.5	40	36.78	38.75	36.78
5 - 6	40	34.6	35	37.5	40	38.8	32.5	37.42	35.65	37.42
6 - 7	39.2	37	37.1	35.8	37.9	37.9	35	37.4	36.45	37.4
7 - 8	35.7	34.7	34	34.7	34.6	37.9	36.7	34.74	37.3	34.74
8 - 9	37.3	35.3	34.4	34.7	35	35.8	35.8	35.34	35.8	35.34
9 - 10	37.5	35	35.4	35.7	35	35.7	35.5	35.72	35.6	35.72
10 - 11	37.4	36.4	34.3	35.8	36	35.4	36.2	35.98	35.8	35.98
11 - 12	35.9	34.5	36	34.2	35	34.7	34.8	35.12	34.75	35.12
12 - 13	36.6	34.2	34.5	36.6	35.2	34.8	36.4	35.42	35.6	35.42
13 - 14	36.7	36.2	34.6	34.8	36.6	34.9	34.9	35.78	34.9	35.78
14 - 15	34.7	34.3	34.3	34.9	34.6	35.2	34.2	34.56	34.7	34.56
15 - 16	34.5	34.5	34.5	34.8	34.5	35	34.6	34.56	34.8	34.56
16 - 17	35	34.2	34.5	34.1	34.4	34.1	34.5	34.44	34.3	34.44
17 - 18	34.6	33.8	34.1	33.3	35.1	34.4	34.9	34.18	34.65	34.18
18 - 19	35.4	35	34.2	34.8	35.3	35	35	34.94	35	34.94
19 - 20	35.6	34.4	34.9	34.8	35.7	34.6	36.7	35.08	35.65	35.08
20 - 21	33.5	34.8	36.7	34.9	34.9	35.6	36.7	34.96	36.15	34.96
21 - 22	35.8	37.2	35	34.6	36.4	34.4	37.5	35.8	35.95	35.8
22 - 23	38.8	37.5	35	37.2	35	38.6	37	36.7	37.8	36.7
23 - 24	43	40	40	35	40	40	36.7	39.6	38.35	39.6
Totals	887.2	855.3	855.2	848.2	867.5	880.3	872.3			
% of Total	14.63%	14.1%	14.1%	13.98%	14.3%	14.51%	14.38%			

	09/01/2023	to	15/01/2023							
	Monday	Tuesday	Wednesday	Thursday	Friday	Saturday	Sunday	Week	Weekend	Week Day 85%
Hour	09/01/2023	10/01/2023	11/01/2023	12/01/2023	13/01/2023	14/01/2023	15/01/2023	Day Avg	Avg	Avg Speed
0 - 1	35	37.5	*	*	*	*	*	36.25	0	36.25
1 - 2	35	30	*	*	*	*	*	32.5	0	32.5
2 - 3	32.5	32.5	*	*	*	*	*	32.5	0	32.5
3 - 4	45	50	*	*	*	*	*	47.5	0	47.5
4 - 5	37.5	*	*	*	*	*	*	37.5	0	37.5
5 - 6	37.5	*	*	*	*	*	*	37.5	0	37.5
6 - 7	36.9	*	*	*	*	*	*	36.9	0	36.9
7 - 8	34.1	*	*	*	*	*	*	34.1	0	34.1
8 - 9	34.7	*	*	*	*	*	*	34.7	0	34.7
9 - 10	34.6	*	*	*	*	*	*	34.6	0	34.6
10 - 11	34.3	*	*	*	*	*	*	34.3	0	34.3
11 - 12	34.8	*	*	*	*	*	*	34.8	0	34.8
12 - 13	34.6	*	*	*	*	*	*	34.6	0	34.6
13 - 14	34.8	*	*	*	*	*	*	34.8	0	34.8
14 - 15	34.5	*	*	*	*	*	*	34.5	0	34.5
15 - 16	33.8	*	*	*	*	*	*	33.8	0	33.8
16 - 17	34.7	*	*	*	*	*	*	34.7	0	34.7
17 - 18	34.6	*	*	*	*	*	*	34.6	0	34.6
18 - 19	34.9	*	*	*	*	*	*	34.9	0	34.9
19 - 20	34.7	*	*	*	*	*	*	34.7	0	34.7
20 - 21	36.2	*	*	*	*	*	*	36.2	0	36.2
21 - 22	37.5	*	*	*	*	*	*	37.5	0	37.5
22 - 23	37	*	*	*	*	*	*	37	0	37
23 - 24	34	*	*	*	*	*	*	34	0	34
Totals	853.2	150	0	0	0	0	0			
% of Total	85.05%	14.95%	0%	0%	0%	0%	0%			

Hour	Dec 2022							Week Day Avg	Weekend Avg	Week Day 85% Avg Speed
	Monday	Tuesday	Wednesday	Thursday	Friday	Saturday	Sunday			
0 - 1	40	36.7	35	37.5	37	37.5	38.8	37.24	38.15	37.24
1 - 2	35	30	40	40	41.7	40	40	37.34	40	37.34
2 - 3	37.5	40	45	33.3	35	38.3	35	38.16	36.65	38.16
3 - 4	40	35	35	42.5	39	38.3	0	38.3	38.3	38.3
4 - 5	0	42.5	30	40	38	35	10	37.62	22.5	37.62
5 - 6	40	35	36.2	35	38.3	37.5	40	36.9	38.75	36.9
6 - 7	35	37.1	34.6	37.1	37.3	35	33.8	36.22	34.4	36.22
7 - 8	36.7	34.5	34.8	34.7	34.8	36	41.7	35.1	38.85	35.1
8 - 9	36.7	37.8	37	36.4	33.2	34.9	37.5	36.22	36.2	36.22
9 - 10	38.8	37.5	35.9	35.2	30.3	35.3	37.1	35.54	36.2	35.54
10 - 11	35.4	35.8	35.4	34	34.4	35.8	37.9	35	36.85	35
11 - 12	37.4	34.9	34.7	34.6	35.8	35.2	36	35.48	35.6	35.48
12 - 13	37	36.4	34.9	36	36.2	35.9	35.9	36.1	35.9	36.1
13 - 14	38	36.5	34.5	34.9	34.8	35.5	35.5	35.74	35.5	35.74
14 - 15	37.4	34.5	35.6	35.4	35.1	36.6	38.2	35.6	37.4	35.6
15 - 16	35.6	35.3	35.5	35.4	34.9	35.8	37.1	35.34	36.45	35.34
16 - 17	36.9	34.8	33.8	34.1	34.2	34.8	36.5	34.76	35.65	34.76
17 - 18	35	34.5	34.5	34.1	34.1	34.2	37	34.44	35.6	34.44
18 - 19	34.6	36.1	34.1	35.5	34.6	35.9	35	34.98	35.45	34.98
19 - 20	35.8	35.4	36.7	35.6	35	36.7	35	35.7	35.85	35.7
20 - 21	35	34.7	36.2	36.3	35.4	36.2	33.7	35.52	34.95	35.52
21 - 22	37.1	34.5	38.8	36.2	35.8	35.7	34.1	36.48	34.9	36.48
22 - 23	36.7	38.3	37.1	37	36	38.1	35.8	37.02	36.95	37.02
23 - 24	40	38	40	37.5	36.5	40	35	38.4	37.5	38.4

Hour	Jan 2023							Week Day Avg	Weekend Avg	Week Day 85% Avg Speed
	Monday	Tuesday	Wednesday	Thursday	Friday	Saturday	Sunday			
0 - 1	35	38.3	40	37.5	43.3	40	34.8	38.82	37.4	38.82
1 - 2	45	28.8	45	30	35	40	34	36.76	37	36.76
2 - 3	35	35	30	40	35	45	36.7	35	40.85	35
3 - 4	40	45	35	35	35	35	35	38	35	38
4 - 5	38	36.7	36.7	37.5	38	37.5	37.5	37.38	37.5	37.38
5 - 6	38.6	34.6	35	37.5	40	38.8	35	37.14	36.9	37.14
6 - 7	37.6	37	37.1	35.8	37.9	37.9	36.9	37.08	37.4	37.08
7 - 8	34.3	34.7	34	34.7	34.6	37.9	36.4	34.46	37.15	34.46
8 - 9	34.9	35.3	34.4	34.7	35	35.8	36.4	34.86	36.1	34.86
9 - 10	35.5	35	35.4	35.7	35	35.7	36.1	35.32	35.9	35.32
10 - 11	35.3	36.4	34.3	35.8	36	35.4	35.6	35.56	35.5	35.56
11 - 12	35.4	34.5	36	34.2	35	34.7	35.3	35.02	35	35.02
12 - 13	35.5	34.2	34.5	36.6	35.2	34.8	36.3	35.2	35.55	35.2
13 - 14	35.8	36.2	34.6	34.8	36.6	34.9	35	35.6	34.95	35.6
14 - 15	34.6	34.3	34.3	34.9	34.6	35.2	34.7	34.54	34.95	34.54
15 - 16	34.2	34.5	34.5	34.8	34.5	35	35	34.5	35	34.5
16 - 17	34.8	34.2	34.5	34.1	34.4	34.1	34.8	34.4	34.45	34.4
17 - 18	34.6	33.8	34.1	33.3	35.1	34.4	34.7	34.18	34.55	34.18
18 - 19	35.1	35	34.2	34.8	35.3	35	35.5	34.88	35.25	34.88
19 - 20	34.9	34.4	34.9	34.8	35.7	34.6	36.2	34.94	35.4	34.94
20 - 21	34.8	34.8	36.7	34.9	34.9	35.6	36.1	35.22	35.85	35.22
21 - 22	36.8	37.2	35	34.6	36.4	34.4	35.8	36	35.1	36
22 - 23	37.5	37.5	35	37.2	35	38.6	36.9	36.44	37.75	36.44
23 - 24	41	40	40	35	40	40	36.9	39.2	38.45	39.2

Starting Hour	Count	Average Speed of all Traffic	Violator Counts	Average Speed of Violators
00:00:00	0	N/A	N/A	N/A
01:00:00	0	N/A	N/A	N/A
02:00:00	0	N/A	N/A	N/A
03:00:00	0	N/A	N/A	N/A
04:00:00	0	N/A	N/A	N/A
05:00:00	0	N/A	N/A	N/A
06:00:00	0	N/A	N/A	N/A
07:00:00	0	N/A	N/A	N/A
08:00:00	0	N/A	N/A	N/A
09:00:00	0	N/A	N/A	N/A
10:00:00	0	N/A	N/A	N/A
11:00:00	159	6.1	14	38.6
12:00:00	252	7.2	43	38.5
13:00:00	219	6.7	23	38.8
14:00:00	233	7.3	38	38.6
15:00:00	227	7.9	43	38.4
16:00:00	270	5.5	20	37.8
17:00:00	244	7.0	28	37.9
18:00:00	215	7.0	27	38.6
19:00:00	176	9.0	33	38.9
20:00:00	121	10.9	28	38.2
21:00:00	83	15.6	15	39.8
22:00:00	56	16.0	10	38.0
23:00:00	31	19.8	3	42.5
00:00:00	20	30.5	8	41.9
01:00:00	7	33.2	2	42.5
02:00:00	4	23.8	1	37.5
03:00:00	8	31.9	2	37.5
04:00:00	9	20.8	4	37.5
05:00:00	29	20.6	6	39.2
06:00:00	50	19.8	10	40.0
07:00:00	145	8.8	11	38.9
08:00:00	279	5.3	26	38.5
09:00:00	476	2.8	12	37.9
10:00:00	259	6.3	28	38.4
11:00:00	211	7.4	36	38.6
12:00:00	251	6.8	43	38.3
13:00:00	280	6.2	36	38.9
14:00:00	277	6.2	35	38.9
15:00:00	217	7.6	29	39.6
16:00:00	297	6.1	31	39.1
17:00:00	248	6.3	20	38.3
18:00:00	249	6.6	26	38.5
19:00:00	189	8.4	22	39.1
20:00:00	100	12.9	19	39.9
21:00:00	94	13.6	19	38.3
22:00:00	51	16.9	4	40.0
23:00:00	28	23.9	5	37.5
00:00:00	18	24.7	4	40.0
01:00:00	7	30.7	3	39.2
02:00:00	9	21.4	0	0.0

Starting Hour	Count	Average Speed of all Traffic	Violator Counts	Average Speed of Violators
03:00:00	8	21.6	2	37.5
04:00:00	5	30.5	1	37.5
05:00:00	10	31.0	2	45.0
06:00:00	32	17.6	2	37.5
07:00:00	63	16.2	8	39.4
08:00:00	107	10.8	13	38.7
09:00:00	122	10.7	18	38.1
10:00:00	204	8.2	40	38.6
11:00:00	232	7.3	40	39.4
12:00:00	259	6.4	48	38.2
13:00:00	212	8.0	38	38.6
14:00:00	213	7.1	36	37.9
15:00:00	199	7.7	30	38.3
16:00:00	228	7.4	28	38.9
17:00:00	210	6.9	13	38.3
18:00:00	163	11.0	29	39.4
19:00:00	97	16.1	25	39.3
20:00:00	90	12.5	12	37.5
21:00:00	69	18.3	12	41.3
22:00:00	43	25.0	15	41.2
23:00:00	20	31.8	8	41.9
00:00:00	11	28.6	4	38.8
01:00:00	11	31.1	3	37.5
02:00:00	8	29.1	3	40.8
03:00:00	0	N/A	N/A	N/A
04:00:00	1	7.5	0	0.0
05:00:00	4	38.8	2	45.0
06:00:00	13	26.0	1	37.5
07:00:00	36	21.9	6	43.3
08:00:00	29	23.2	8	41.3
09:00:00	49	16.1	10	40.0
10:00:00	121	11.7	30	39.3
11:00:00	151	9.3	25	37.9
12:00:00	171	10.2	32	40.3
13:00:00	87	13.2	12	38.3
14:00:00	78	16.2	25	38.9
15:00:00	61	18.2	16	37.8
16:00:00	87	15.0	18	39.4
17:00:00	77	13.9	13	37.9
18:00:00	93	13.3	17	38.4
19:00:00	62	16.1	11	37.5
20:00:00	64	14.2	3	40.8
21:00:00	55	18.2	6	43.3
22:00:00	43	21.1	6	39.2
23:00:00	28	22.9	6	39.2
00:00:00	13	30.8	3	42.5
01:00:00	5	24.0	1	42.5
02:00:00	5	19.5	2	37.5
03:00:00	0	N/A	N/A	N/A
04:00:00	1	37.5	1	37.5
05:00:00	5	35.5	3	40.8

Starting Hour	Count	Average Speed of all Traffic	Violator Counts	Average Speed of Violators
06:00:00	10	32.5	3	39.2
07:00:00	28	19.2	6	38.3
08:00:00	33	23.6	6	39.2
09:00:00	99	15.6	28	39.1
10:00:00	113	12.2	20	39.3
11:00:00	156	9.8	35	39.4
12:00:00	153	10.3	33	38.7
13:00:00	143	11.7	38	39.2
14:00:00	113	13.3	26	38.8
15:00:00	111	11.5	19	37.8
16:00:00	105	14.0	22	39.1
17:00:00	121	11.4	17	39.0
18:00:00	105	13.3	13	39.0
19:00:00	100	12.7	19	37.5
20:00:00	70	15.6	9	39.2
21:00:00	46	19.9	11	39.8
22:00:00	31	20.6	5	39.5
23:00:00	14	32.1	6	38.3
00:00:00	20	25.9	6	39.2
01:00:00	4	28.8	0	0.0
02:00:00	2	32.5	1	37.5
03:00:00	2	30.0	0	0.0
04:00:00	5	34.5	2	37.5
05:00:00	9	25.3	3	40.8
06:00:00	32	24.6	8	38.1
07:00:00	38	21.2	4	41.3
08:00:00	56	20.2	11	41.6
09:00:00	88	15.5	26	39.2
10:00:00	136	10.2	21	38.2
11:00:00	140	9.9	20	38.0
12:00:00	209	7.9	38	38.7
13:00:00	167	10.1	34	38.8
14:00:00	176	8.6	23	39.0
15:00:00	154	10.0	23	40.1
16:00:00	151	9.3	20	38.0
17:00:00	152	9.5	16	39.1
18:00:00	123	11.6	26	38.1
19:00:00	93	12.1	14	38.9
20:00:00	81	15.2	11	39.8
21:00:00	53	15.3	6	39.2
22:00:00	46	19.0	8	41.9
23:00:00	20	27.9	6	39.2
00:00:00	11	25.2	2	37.5
01:00:00	6	27.1	2	40.0
02:00:00	2	37.5	1	42.5
03:00:00	6	31.7	1	37.5
04:00:00	5	29.5	1	37.5
05:00:00	18	26.0	3	37.5
06:00:00	37	22.5	6	37.5
07:00:00	66	15.8	9	39.7
08:00:00	96	13.9	21	38.7

Starting Hour	Count	Average Speed of all Traffic	Violator Counts	Average Speed of Violators
09:00:00	125	10.7	18	38.9
10:00:00	141	9.0	27	37.7
11:00:00	171	8.9	24	38.1
12:00:00	199	7.4	27	38.1
13:00:00	178	8.4	19	38.6
14:00:00	190	8.3	32	38.3
15:00:00	134	9.7	23	37.7
16:00:00	194	7.6	14	38.9
17:00:00	154	9.6	18	38.9
18:00:00	134	10.0	9	39.2
19:00:00	96	14.8	20	39.3
20:00:00	69	16.6	11	40.7
21:00:00	53	22.0	15	40.5
22:00:00	36	20.3	8	38.1
23:00:00	18	25.1	8	40.6
00:00:00	11	28.4	2	37.5
01:00:00	7	33.9	2	42.5
02:00:00	5	23.0	0	0.0
03:00:00	5	37.5	3	40.8
04:00:00	6	30.4	4	38.8
05:00:00	18	26.5	3	44.2
06:00:00	32	23.3	8	38.1
07:00:00	76	13.8	8	39.4
08:00:00	86	13.5	17	38.4
09:00:00	135	9.4	21	38.0
10:00:00	175	8.0	15	39.2
11:00:00	203	7.7	29	38.2
12:00:00	197	8.0	37	38.2
13:00:00	205	8.0	38	38.6
14:00:00	204	8.1	37	38.3
15:00:00	202	7.0	25	38.3
16:00:00	223	7.4	25	38.7
17:00:00	180	7.7	17	39.0
18:00:00	145	10.8	29	38.9
19:00:00	114	13.0	16	39.4
20:00:00	71	16.8	11	40.7
21:00:00	56	16.1	9	39.2
22:00:00	51	18.5	15	38.5
23:00:00	30	22.5	7	38.9
00:00:00	17	17.5	0	0.0
01:00:00	11	28.6	2	40.0
02:00:00	4	31.3	0	0.0
03:00:00	4	38.8	4	38.8
04:00:00	6	30.8	1	37.5
05:00:00	17	27.1	5	40.5
06:00:00	27	23.9	7	39.6
07:00:00	67	18.3	17	39.3
08:00:00	116	12.0	15	38.5
09:00:00	176	7.3	12	37.5
10:00:00	196	7.3	20	38.5
11:00:00	195	9.2	34	38.5

Starting Hour	Count	Average Speed of all Traffic	Violator Counts	Average Speed of Violators
12:00:00	177	9.3	36	38.2
13:00:00	157	9.7	23	39.2
14:00:00	187	8.4	35	37.9
15:00:00	221	7.6	35	38.5
16:00:00	210	7.3	21	38.5
17:00:00	177	7.9	20	39.0
18:00:00	149	9.2	21	38.2
19:00:00	133	10.9	23	38.6
20:00:00	76	14.3	11	38.4
21:00:00	75	15.2	9	40.8
22:00:00	50	22.7	14	40.0
23:00:00	27	25.2	5	38.5
00:00:00	21	24.0	4	38.8
01:00:00	8	27.2	1	52.5
02:00:00	5	39.5	4	41.3
03:00:00	5	25.0	1	37.5
04:00:00	4	33.8	1	42.5
05:00:00	13	24.6	4	38.8
06:00:00	18	23.3	3	37.5
07:00:00	46	23.1	11	39.8
08:00:00	67	16.1	13	39.0
09:00:00	107	12.4	15	38.5
10:00:00	142	10.8	24	38.8
11:00:00	188	8.6	25	38.9
12:00:00	181	8.6	31	38.1
13:00:00	193	7.2	24	38.3
14:00:00	193	8.7	54	38.7
15:00:00	174	8.1	30	37.7
16:00:00	146	10.0	24	38.5
17:00:00	168	9.0	23	39.0
18:00:00	143	9.7	19	37.5
19:00:00	140	11.4	27	39.2
20:00:00	84	14.3	17	38.1
21:00:00	56	18.8	11	38.9
22:00:00	34	23.1	4	37.5
23:00:00	26	27.2	5	39.5
00:00:00	49	15.2	4	40.0
01:00:00	35	23.2	3	37.5
02:00:00	16	27.2	2	37.5
03:00:00	9	24.4	1	37.5
04:00:00	6	30.0	1	37.5
05:00:00	3	30.8	1	42.5
06:00:00	13	30.8	5	38.5
07:00:00	30	25.8	6	39.2
08:00:00	28	23.0	6	38.3
09:00:00	51	17.6	11	38.9
10:00:00	72	16.3	11	39.3
11:00:00	120	11.2	20	38.3
12:00:00	122	11.6	22	39.8
13:00:00	147	9.4	19	38.6
14:00:00	120	11.0	26	38.3

Starting Hour	Count	Average Speed of all Traffic	Violator Counts	Average Speed of Violators
15:00:00	101	13.7	20	39.3
16:00:00	117	11.0	20	38.0
17:00:00	111	11.8	10	40.5
18:00:00	91	14.9	18	40.3
19:00:00	94	14.0	15	38.2
20:00:00	58	16.7	8	38.8
21:00:00	45	15.7	3	39.2
22:00:00	26	26.2	5	41.5
23:00:00	25	26.7	7	40.4
00:00:00	11	25.2	1	42.5
01:00:00	1	42.5	1	42.5
02:00:00	1	37.5	1	37.5
03:00:00	3	20.0	0	0.0
04:00:00	3	32.5	1	37.5
05:00:00	12	30.6	3	40.8
06:00:00	21	25.8	6	39.2
07:00:00	47	17.9	10	39.0
08:00:00	53	17.1	12	37.9
09:00:00	70	18.3	17	39.6
10:00:00	118	12.6	27	38.6
11:00:00	152	9.9	31	39.3
12:00:00	192	7.9	37	38.0
13:00:00	163	9.9	39	38.7
14:00:00	190	7.4	21	39.2
15:00:00	195	7.0	22	38.0
16:00:00	192	9.5	30	39.8
17:00:00	164	8.7	22	38.0
18:00:00	103	13.0	15	38.8
19:00:00	80	14.8	15	39.5
20:00:00	53	15.1	4	40.0
21:00:00	56	18.5	9	40.8
22:00:00	18	30.4	5	39.5
23:00:00	14	31.1	8	40.0
00:00:00	10	26.0	3	40.8
01:00:00	1	27.5	0	0.0
02:00:00	2	32.5	1	37.5
03:00:00	2	30.0	0	0.0
04:00:00	10	26.3	3	37.5
05:00:00	38	19.5	4	41.3
06:00:00	66	16.0	15	39.5
07:00:00	214	7.2	26	38.8
08:00:00	258	6.1	40	38.0
09:00:00	171	8.9	26	38.7
10:00:00	122	11.6	26	38.3
11:00:00	168	7.9	17	37.8
12:00:00	186	7.6	22	37.7
13:00:00	185	9.2	32	38.4
14:00:00	232	6.3	27	38.4
15:00:00	224	6.6	25	38.1
16:00:00	237	7.0	24	38.1
17:00:00	256	6.1	21	38.0

Starting Hour	Count	Average Speed of all Traffic	Violator Counts	Average Speed of Violators
18:00:00	180	8.7	25	38.9
19:00:00	132	10.9	17	39.3
20:00:00	90	13.1	12	39.2
21:00:00	45	20.1	9	38.6
22:00:00	42	23.0	10	39.0
23:00:00	10	31.0	3	40.8
00:00:00	8	31.3	2	40.0
01:00:00	5	36.5	2	50.0
02:00:00	2	13.8	0	0.0
03:00:00	3	29.2	0	0.0
04:00:00	9	27.8	3	37.5
05:00:00	30	22.7	5	38.5
06:00:00	84	13.1	17	39.0
07:00:00	251	6.0	22	38.9
08:00:00	310	5.2	32	38.6
09:00:00	169	8.5	27	37.9
10:00:00	140	10.4	16	39.7
11:00:00	163	8.9	27	38.4
12:00:00	175	8.1	22	38.4
13:00:00	195	8.1	24	39.2
14:00:00	243	6.0	20	38.5
15:00:00	234	6.8	31	37.7
16:00:00	238	6.6	30	38.0
17:00:00	270	5.9	25	37.9
18:00:00	193	8.0	18	38.3
19:00:00	127	11.4	16	38.4
20:00:00	104	14.2	20	40.3
21:00:00	55	18.3	7	39.6
22:00:00	50	18.3	8	38.1
23:00:00	22	29.4	9	40.8
00:00:00	12	29.0	4	37.5
01:00:00	4	28.8	0	0.0
02:00:00	2	22.5	0	0.0
03:00:00	5	31.5	2	37.5
04:00:00	9	30.8	3	37.5
05:00:00	33	25.5	7	39.6
06:00:00	79	11.9	16	39.1
07:00:00	279	5.1	36	38.1
08:00:00	298	5.5	39	37.9
09:00:00	198	7.2	32	38.0
10:00:00	166	9.3	30	38.8
11:00:00	167	7.9	15	38.8
12:00:00	180	9.1	37	38.4
13:00:00	186	8.3	23	37.9
14:00:00	219	7.2	32	38.6
15:00:00	264	7.4	40	39.1
16:00:00	256	6.3	26	38.3
17:00:00	299	5.3	21	38.7
18:00:00	169	8.7	22	38.0
19:00:00	145	10.9	22	38.6
20:00:00	96	13.8	13	39.4

Starting Hour	Count	Average Speed of all Traffic	Violator Counts	Average Speed of Violators
21:00:00	68	14.5	7	41.1
22:00:00	47	20.5	13	38.7
23:00:00	19	25.7	2	37.5
00:00:00	12	32.3	7	41.1
01:00:00	4	26.3	0	0.0
02:00:00	3	29.2	0	0.0
03:00:00	6	24.6	1	37.5
04:00:00	8	35.0	5	37.5
05:00:00	29	23.8	5	42.5
06:00:00	84	13.7	22	38.6
07:00:00	270	5.8	32	38.4
08:00:00	270	6.5	41	39.5
09:00:00	175	8.9	29	38.7
10:00:00	163	9.2	28	38.6
11:00:00	159	9.2	23	38.8
12:00:00	209	7.7	35	38.5
13:00:00	190	9.0	41	38.7
14:00:00	227	6.7	23	38.8
15:00:00	257	6.5	31	38.3
16:00:00	265	6.2	29	38.4
17:00:00	264	5.9	42	37.7
18:00:00	248	7.7	39	38.7
19:00:00	167	9.7	25	38.7
20:00:00	109	13.1	15	40.2
21:00:00	48	18.5	11	38.9
22:00:00	44	20.2	7	39.6
23:00:00	27	24.1	6	41.7
00:00:00	14	28.6	5	41.5
01:00:00	8	24.4	2	42.5
02:00:00	2	37.5	1	42.5
03:00:00	9	25.6	1	42.5
04:00:00	5	22.5	1	37.5
05:00:00	18	27.8	7	38.9
06:00:00	30	23.7	9	38.6
07:00:00	61	18.5	14	38.6
08:00:00	92	13.3	18	38.6
09:00:00	160	9.1	29	38.5
10:00:00	167	9.0	27	38.2
11:00:00	257	6.3	35	38.4
12:00:00	199	7.9	27	38.2
13:00:00	204	8.5	28	38.9
14:00:00	208	7.6	34	38.1
15:00:00	186	8.3	25	39.3
16:00:00	205	7.6	22	39.1
17:00:00	188	7.0	16	37.8
18:00:00	140	10.4	22	38.4
19:00:00	137	10.3	16	38.8
20:00:00	83	14.3	16	39.7
21:00:00	53	15.8	5	38.5
22:00:00	51	20.4	13	39.4
23:00:00	26	28.9	8	40.0

Starting Hour	Count	Average Speed of all Traffic	Violator Counts	Average Speed of Violators
00:00:00	16	28.6	5	40.5
01:00:00	8	23.4	0	0.0
02:00:00	5	26.0	3	37.5
03:00:00	3	32.5	1	37.5
04:00:00	2	35.0	1	37.5
05:00:00	10	29.0	1	37.5
06:00:00	20	22.5	2	37.5
07:00:00	40	19.7	8	40.0
08:00:00	43	18.0	6	38.3
09:00:00	86	14.5	15	39.2
10:00:00	141	9.6	25	38.5
11:00:00	164	8.9	24	38.5
12:00:00	170	9.7	32	39.7
13:00:00	183	8.8	28	38.9
14:00:00	184	8.2	17	39.0
15:00:00	179	7.5	21	38.2
16:00:00	145	10.0	15	39.5
17:00:00	130	10.8	18	38.6
18:00:00	122	12.6	18	38.9
19:00:00	93	14.2	19	38.3
20:00:00	65	15.6	13	40.2
21:00:00	44	19.3	11	38.4
22:00:00	30	22.4	8	38.1
23:00:00	11	31.6	3	37.5
00:00:00	6	26.7	1	47.5
01:00:00	3	30.8	0	0.0
02:00:00	4	30.0	0	0.0
03:00:00	3	32.5	2	40.0
04:00:00	10	27.8	3	37.5
05:00:00	42	18.7	11	39.8
06:00:00	83	15.7	17	38.7
07:00:00	251	6.1	22	39.1
08:00:00	303	5.8	40	38.8
09:00:00	172	8.9	22	39.1
10:00:00	180	8.0	18	38.1
11:00:00	148	10.4	20	39.5
12:00:00	192	7.9	25	38.3
13:00:00	191	8.3	25	38.9
14:00:00	257	6.4	31	38.1
15:00:00	246	6.5	20	38.8
16:00:00	266	6.9	34	38.7
17:00:00	253	6.0	32	37.8
18:00:00	180	8.5	24	38.8
19:00:00	142	10.2	20	38.3
20:00:00	89	15.9	17	39.0
21:00:00	58	18.4	11	40.2
22:00:00	44	22.5	12	37.5
23:00:00	16	23.8	1	37.5

Incoming Histogram

Tithe Barn Lane (KL facing) December 2023

from Thu-Dec-22-2022-11-00-AM to Tue-Jan-10-2023-03-59-AM

Date	Starting Hr:min	<15	15 to <20	20 to <25	25 to <30	30 to <35	35 to <40	40 to <45	45 to <50	50 to <55	55 to <60	60 to <65	65 to <70	70 to <75	75 to <80	80 to <85	85 to <90	90 to <95	95 to <100	100 to >105	Total Counts	Avg Speed (MPH)	85pet Speed	10MPH Pace	% in pace	# of Speeders	% Speeders	
22/12/2022	00:00	*	*	*	*	*	*	*	*	*	*	*	*	*	*	*	*	*	*	*	*	*	*	*	*	*	*	
22/12/2022	01:00	*	*	*	*	*	*	*	*	*	*	*	*	*	*	*	*	*	*	*	*	*	*	*	*	*	*	
22/12/2022	02:00	*	*	*	*	*	*	*	*	*	*	*	*	*	*	*	*	*	*	*	*	*	*	*	*	*	*	
22/12/2022	03:00	*	*	*	*	*	*	*	*	*	*	*	*	*	*	*	*	*	*	*	*	*	*	*	*	*	*	
22/12/2022	04:00	*	*	*	*	*	*	*	*	*	*	*	*	*	*	*	*	*	*	*	*	*	*	*	*	*	*	
22/12/2022	05:00	*	*	*	*	*	*	*	*	*	*	*	*	*	*	*	*	*	*	*	*	*	*	*	*	*	*	
22/12/2022	06:00	*	*	*	*	*	*	*	*	*	*	*	*	*	*	*	*	*	*	*	*	*	*	*	*	*	*	
22/12/2022	07:00	*	*	*	*	*	*	*	*	*	*	*	*	*	*	*	*	*	*	*	*	*	*	*	*	*	*	
22/12/2022	08:00	*	*	*	*	*	*	*	*	*	*	*	*	*	*	*	*	*	*	*	*	*	*	*	*	*	*	
22/12/2022	09:00	*	*	*	*	*	*	*	*	*	*	*	*	*	*	*	*	*	*	*	*	*	*	*	*	*	*	
22/12/2022	10:00	*	*	*	*	*	*	*	*	*	*	*	*	*	*	*	*	*	*	*	*	*	*	*	*	*	*	
22/12/2022	11:00	4	3	18	73	63	14	1	1	0	0	0	0	0	0	0	0	0	0	0	0	177	29.2	34.1	25 to 35	76.8	16	9.0
22/12/2022	12:00	2	5	25	93	81	37	5	2	0	0	0	0	0	0	0	0	0	0	0	0	250	30.1	35.8	25 to 35	69.6	44	17.6
22/12/2022	13:00	2	6	20	89	80	15	7	0	0	0	0	0	0	0	0	0	0	0	0	0	219	29.5	34.3	25 to 35	77.2	22	10.0
22/12/2022	14:00	4	5	29	96	68	33	5	0	1	0	0	0	0	0	0	0	0	0	0	0	241	29.5	35.5	25 to 35	68.0	39	16.2
22/12/2022	15:00	7	7	20	74	78	35	7	0	0	0	0	0	0	0	0	0	0	0	0	0	228	29.8	36.1	25 to 35	66.7	42	18.4
22/12/2022	16:00	5	15	33	103	87	18	1	0	0	0	0	0	0	0	0	0	0	0	0	0	262	28.3	33.9	25 to 35	72.5	19	7.3
22/12/2022	17:00	5	13	37	101	57	27	3	0	0	0	0	0	0	0	0	0	0	0	0	0	243	28.3	34.5	25 to 35	65.0	30	12.3
22/12/2022	18:00	4	5	24	97	66	24	6	0	0	0	0	0	0	0	0	0	0	0	0	0	226	29.3	34.7	25 to 35	72.1	30	13.3
22/12/2022	19:00	1	1	21	63	40	22	4	2	0	0	0	0	0	0	0	0	0	0	0	0	154	29.9	36.1	25 to 35	66.9	28	18.2
22/12/2022	20:00	0	4	13	48	31	24	4	0	0	0	0	0	0	0	0	0	0	0	0	0	124	30.2	36.9	25 to 35	63.7	28	22.6
22/12/2022	21:00	2	6	2	34	24	11	4	0	1	0	0	0	0	0	0	0	0	0	0	0	84	29.8	36.4	25 to 35	69.0	16	19.0
22/12/2022	22:00	2	3	3	21	14	7	1	0	0	0	0	0	0	0	0	0	0	0	0	0	51	28.8	35	25 to 35	68.6	8	15.7
22/12/2022	23:00	0	0	2	8	14	1	2	1	0	0	0	0	0	0	0	0	0	0	0	0	28	31.5	35	25 to 35	78.6	4	14.3
24 Hr Summary		38	73	247	900	703	268	50	6	2	0	0	0	0	0	0	0	0	0	0	0	2287	29.4	34.9	25 to 35	70.1	326	14.3

Incoming Histogram

Tithe Barn Lane (KL facing) December 2023

from Thu-Dec-22-2022-11-00-AM to Tue-Jan-10-2023-03-59-AM

Date	Starting Hr:min	<15	15 to <20	20 to <25	25 to <30	30 to <35	35 to <40	40 to <45	45 to <50	50 to <55	55 to <60	60 to <65	65 to <70	70 to <75	75 to <80	80 to <85	85 to <90	90 to <95	95 to <100	100 to >105	Total Counts	Avg Speed (MPH)	85pet Speed	10MPH Pace	% in pace	# of Speeders	% Speeders	
23/12/2022	00:00	0	1	1	5	5	4	2	0	0	1	0	0	0	0	0	0	0	0	0	0	19	32.9	40	25 to 35	52.6	7	36.8
23/12/2022	01:00	0	0	0	3	2	0	2	0	0	0	0	0	0	0	0	0	0	0	0	0	7	32.7	42.5	25 to 35	71.4	2	28.6
23/12/2022	02:00	0	2	1	0	0	1	0	0	0	0	0	0	0	0	0	0	0	0	0	0	4	23.3	25	15 to 25	75.0	1	25.0
23/12/2022	03:00	0	0	0	4	3	2	0	0	0	0	0	0	0	0	0	0	0	0	0	0	9	30.9	37.5	25 to 35	77.8	2	22.2
23/12/2022	04:00	2	0	0	2	2	4	0	0	0	0	0	0	0	0	0	0	0	0	0	0	10	28.8	37.5	30 to 40	60.0	4	40.0
23/12/2022	05:00	0	0	3	12	9	4	2	1	0	0	0	0	0	0	0	0	0	0	0	0	31	31.2	37.5	25 to 35	67.7	7	22.6
23/12/2022	06:00	4	1	4	22	13	6	3	0	0	0	0	0	0	0	0	0	0	0	0	0	53	28.4	35.8	25 to 35	66.0	9	17.0
23/12/2022	07:00	31	2	9	48	45	10	3	1	0	0	0	0	0	0	0	0	0	0	0	0	149	25.5	34.1	25 to 35	62.4	14	9.4
23/12/2022	08:00	224	2	8	28	38	20	3	0	0	0	0	0	0	0	0	0	0	0	0	0	323	14.8	31.7	5 to 15	69.3	23	7.1
23/12/2022	09:00	356	8	11	40	38	11	1	0	0	0	0	0	0	0	0	0	0	0	0	0	465	12.7	27.5	5 to 15	76.6	12	2.6
23/12/2022	10:00	39	5	19	72	66	24	6	0	0	0	0	0	0	0	0	0	0	0	0	0	231	26.3	34.6	25 to 35	59.7	30	13.0
23/12/2022	11:00	3	6	19	87	73	32	4	0	0	1	0	0	0	0	0	0	0	0	0	0	225	30	35.5	25 to 35	71.1	37	16.4
23/12/2022	12:00	0	6	16	76	99	36	7	1	0	0	0	0	0	0	0	0	0	0	0	0	241	30.9	36.1	25 to 35	72.6	44	18.3
23/12/2022	13:00	2	1	34	104	107	28	4	0	1	0	0	0	0	0	0	0	0	0	0	0	281	29.9	34.6	25 to 35	75.1	33	11.7
23/12/2022	14:00	2	12	25	105	91	31	6	0	0	1	0	0	0	0	0	0	0	0	0	0	273	29.7	34.8	25 to 35	71.8	38	13.9
23/12/2022	15:00	5	6	18	87	78	18	7	1	1	0	0	0	0	0	0	0	0	0	0	0	221	29.7	34.6	25 to 35	74.7	27	12.2
23/12/2022	16:00	6	8	44	126	83	23	5	1	1	0	0	0	0	0	0	0	0	0	0	0	297	28.7	34.1	25 to 35	70.4	30	10.1
23/12/2022	17:00	7	10	32	105	80	17	3	0	0	0	0	0	0	0	0	0	0	0	0	0	254	28.4	33.9	25 to 35	72.8	20	7.9
23/12/2022	18:00	4	6	26	106	77	22	4	1	1	0	0	0	0	0	0	0	0	0	0	0	247	29.2	34.4	25 to 35	74.1	28	11.3
23/12/2022	19:00	1	4	23	72	56	19	3	1	0	0	0	0	0	0	0	0	0	0	0	0	179	29.4	34.6	25 to 35	71.5	23	12.8
23/12/2022	20:00	1	0	10	44	30	15	2	0	0	0	1	0	0	0	0	0	0	0	0	0	103	30.3	36	25 to 35	71.8	18	17.5
23/12/2022	21:00	1	1	3	26	34	13	4	0	0	0	0	0	0	0	0	0	0	0	0	0	82	31.2	36.9	25 to 35	73.2	17	20.7
23/12/2022	22:00	0	1	5	22	16	2	1	0	0	0	0	0	0	0	0	0	0	0	0	0	47	29	33.8	25 to 35	80.9	3	6.4
23/12/2022	23:00	0	3	0	13	8	5	0	0	0	0	0	0	0	0	0	0	0	0	0	0	29	29.2	36	25 to 35	72.4	5	17.2
24 Hr Summary		688	85	311	1209	1053	347	72	7	4	3	1	0	0	0	0	0	0	0	0	0	3780	25.9	34.4	25 to 35	59.8	434	11.5

Incoming Histogram

Tithe Barn Lane (KL facing) December 2023

from Thu-Dec-22-2022-11-00-AM to Tue-Jan-10-2023-03-59-AM

Date	Starting Hr:min	<15	15 to <20	20 to <25	25 to <30	30 to <35	35 to <40	40 to <45	45 to <50	50 to <55	55 to <60	60 to <65	65 to <70	70 to <75	75 to <80	80 to <85	85 to <90	90 to <95	95 to <100	100 to >105	Total Counts	Avg Speed (MPH)	85pet Speed	10MPH Pace	% in pace	# of Speeders	% Speeders	
24/12/2022	00:00	0	0	1	4	6	2	2	0	0	0	0	0	0	0	0	0	0	0	0	0	15	32.2	40	25 to 35	66.7	4	26.7
24/12/2022	01:00	0	0	0	1	4	2	1	0	0	0	0	0	0	0	0	0	0	0	0	0	8	34	40	30 to 40	75.0	3	37.5
24/12/2022	02:00	0	0	3	2	3	0	0	0	0	0	0	0	0	0	0	0	0	0	0	0	8	27.3	33.3	20 to 30	62.5	*	*
24/12/2022	03:00	2	0	1	3	0	2	0	0	0	0	0	0	0	0	0	0	0	0	0	0	8	24.6	37.5	20 to 30	50.0	2	25.0
24/12/2022	04:00	0	0	1	1	2	1	0	0	0	0	0	0	0	0	0	0	0	0	0	0	5	30	35	25 to 35	60.0	1	20.0
24/12/2022	05:00	1	0	1	4	4	1	0	0	1	0	0	0	0	0	0	0	0	0	0	0	12	29.5	35	25 to 35	66.7	2	16.7
24/12/2022	06:00	0	0	0	17	13	3	0	0	0	0	0	0	0	0	0	0	0	0	0	0	33	30.2	34.2	25 to 35	90.9	3	9.1
24/12/2022	07:00	0	1	5	26	31	6	1	1	0	0	0	0	0	0	0	0	0	0	0	0	71	30.4	34.5	25 to 35	80.3	8	11.3
24/12/2022	08:00	2	1	5	45	46	11	1	2	0	0	0	0	0	0	0	0	0	0	0	0	113	30.3	34.7	25 to 35	80.5	14	12.4
24/12/2022	09:00	1	0	12	44	44	19	1	0	0	0	0	0	0	0	0	0	0	0	0	0	121	30.2	35.5	25 to 35	72.7	20	16.5
24/12/2022	10:00	4	7	16	73	69	36	4	3	0	0	0	0	0	0	0	0	0	0	0	0	212	30.3	36.5	25 to 35	67.0	43	20.3
24/12/2022	11:00	3	2	13	88	86	29	6	2	0	1	0	0	0	0	0	0	0	0	0	0	230	30.6	35.7	25 to 35	75.7	38	16.5
24/12/2022	12:00	2	1	23	88	92	38	7	0	0	0	0	0	0	0	0	0	0	0	0	0	251	30.5	35.9	25 to 35	71.7	45	17.9
24/12/2022	13:00	4	5	11	75	76	35	5	1	0	0	0	0	0	0	0	0	0	0	0	0	212	30.5	36.3	25 to 35	71.2	41	19.3
24/12/2022	14:00	3	8	11	76	87	29	3	0	0	0	0	0	0	0	0	0	0	0	0	0	217	30.1	34.9	25 to 35	75.1	32	14.7
24/12/2022	15:00	2	5	19	71	67	27	2	0	1	0	0	0	0	0	0	0	0	0	0	0	194	29.9	35.2	25 to 35	71.1	30	15.5
24/12/2022	16:00	3	6	28	80	81	21	6	1	0	0	0	0	0	0	0	0	0	0	0	0	226	29.5	34.6	25 to 35	71.2	28	12.4
24/12/2022	17:00	4	9	30	85	76	12	3	0	0	0	0	0	0	0	0	0	0	0	0	0	219	28.5	33.8	25 to 35	73.5	15	6.8
24/12/2022	18:00	0	3	14	58	48	20	9	2	0	0	0	0	0	0	0	0	0	0	0	0	154	30.7	37	25 to 35	68.8	31	20.1
24/12/2022	19:00	0	5	13	27	32	16	3	0	1	0	0	0	0	0	0	0	0	0	0	0	97	30.2	36.6	25 to 35	60.8	20	20.6
24/12/2022	20:00	0	3	13	33	22	13	0	0	0	0	0	0	0	0	0	0	0	0	0	0	84	29.1	35	25 to 35	65.5	13	15.5
24/12/2022	21:00	0	2	8	28	18	7	2	1	1	1	0	0	0	0	0	0	0	0	0	0	68	30.3	36.4	25 to 35	67.6	12	17.6
24/12/2022	22:00	0	0	5	8	13	10	2	2	1	0	0	0	0	0	0	0	0	0	0	0	41	32.9	39.5	30 to 40	56.1	15	36.6
24/12/2022	23:00	0	0	1	4	6	4	1	1	0	1	0	0	0	0	0	0	0	0	0	0	18	34.3	40	25 to 35	55.6	7	38.9
24 Hr Summary		31	58	234	941	926	344	59	16	5	3	0	0	0	0	0	0	0	0	0	2617	30.1	35.5	25 to 35	71.3	427	16.3	

Incoming Histogram

Tithe Barn Lane (KL facing) December 2023

from Thu-Dec-22-2022-11-00-AM to Tue-Jan-10-2023-03-59-AM

Date	Starting Hr:min	<15	15 to <20	20 to <25	25 to <30	30 to <35	35 to <40	40 to <45	45 to <50	50 to <55	55 to <60	60 to <65	65 to <70	70 to <75	75 to <80	80 to <85	85 to <90	90 to <95	95 to <100	100 to >105	Total Counts	Avg Speed (MPH)	85pet Speed	10MPH Pace	% in pace	# of Speeders	% Speeders	
25/12/2022	00:00	0	1	0	3	4	4	1	0	0	0	0	0	0	0	0	0	0	0	0	0	13	32.1	38.8	30 to 40	61.5	5	38.5
25/12/2022	01:00	0	1	0	3	4	2	2	0	0	0	0	0	0	0	0	0	0	0	0	0	12	32.1	40	25 to 35	58.3	4	33.3
25/12/2022	02:00	0	0	0	2	2	1	0	0	0	0	0	0	0	0	0	0	0	0	0	0	5	31	35	25 to 35	80.0	1	20.0
25/12/2022	03:00	0	0	0	0	0	0	0	0	0	0	0	0	0	0	0	0	0	0	0	0	0	0	0	*	*	*	*
25/12/2022	04:00	1	0	0	0	0	0	0	0	0	0	0	0	0	0	0	0	0	0	0	0	1	7	10	0 to 10	100.0	*	*
25/12/2022	05:00	0	0	0	0	2	1	0	0	1	0	0	0	0	0	0	0	0	0	0	0	4	38.3	40	30 to 40	75.0	2	50.0
25/12/2022	06:00	0	0	1	8	8	1	0	0	0	0	0	0	0	0	0	0	0	0	0	0	18	29.7	33.8	25 to 35	88.9	1	5.6
25/12/2022	07:00	0	1	2	14	9	2	6	0	0	1	0	0	0	0	0	0	0	0	0	0	35	31.9	41.7	25 to 35	65.7	9	25.7
25/12/2022	08:00	0	1	1	10	9	2	3	0	0	0	0	0	0	0	0	0	0	0	0	0	26	30.8	37.5	25 to 35	73.1	5	19.2
25/12/2022	09:00	0	0	2	18	28	7	5	0	0	0	0	0	0	0	0	0	0	0	0	0	60	32	37.1	25 to 35	76.7	12	20.0
25/12/2022	10:00	0	1	3	37	50	17	11	0	0	0	0	0	0	0	0	0	0	0	0	0	119	32.1	37.9	25 to 35	73.1	28	23.5
25/12/2022	11:00	2	2	13	61	46	26	2	0	0	0	0	0	0	0	0	0	0	0	0	0	152	30	36	25 to 35	70.4	28	18.4
25/12/2022	12:00	2	2	10	69	61	22	3	2	2	0	1	0	0	0	0	0	0	0	0	0	174	30.8	35.9	25 to 35	74.7	30	17.2
25/12/2022	13:00	2	3	10	20	29	11	2	0	0	0	0	0	0	0	0	0	0	0	0	0	77	29.6	35.5	25 to 35	63.6	13	16.9
25/12/2022	14:00	0	1	2	26	24	19	3	2	0	0	0	0	0	0	0	0	0	0	0	0	77	32.2	38.2	25 to 35	64.9	24	31.2
25/12/2022	15:00	0	2	6	18	21	14	1	0	0	0	0	0	0	0	0	0	0	0	0	0	62	30.7	37.1	25 to 35	62.9	15	24.2
25/12/2022	16:00	2	1	8	34	32	13	3	2	0	0	0	0	0	0	0	0	0	0	0	0	95	30.4	36.5	25 to 35	69.5	18	18.9
25/12/2022	17:00	0	3	3	23	28	15	2	0	0	0	0	0	0	0	0	0	0	0	0	0	74	31	37	25 to 35	68.9	17	23.0
25/12/2022	18:00	0	1	11	37	27	12	2	0	0	0	0	0	0	0	0	0	0	0	0	0	90	29.8	35	25 to 35	71.1	14	15.6
25/12/2022	19:00	0	1	9	20	27	10	0	0	0	0	0	0	0	0	0	0	0	0	0	0	67	30	35	25 to 35	70.1	10	14.9
25/12/2022	20:00	0	8	6	23	19	2	2	0	0	0	0	0	0	0	0	0	0	0	0	0	60	27.9	33.7	25 to 35	70.0	4	6.7
25/12/2022	21:00	0	1	2	26	17	2	1	1	0	1	0	0	0	0	0	0	0	0	0	0	51	30.2	34.1	25 to 35	84.3	5	9.8
25/12/2022	22:00	1	2	4	18	13	6	2	0	0	0	0	0	0	0	0	0	0	0	0	0	46	29.4	35.8	25 to 35	67.4	8	17.4
25/12/2022	23:00	0	1	2	10	7	2	2	0	0	0	0	0	0	0	0	0	0	0	0	0	24	29.9	35	25 to 35	70.8	4	16.7
24 Hr Summary		10	33	95	480	467	191	53	7	3	2	1	0	0	0	0	0	0	0	0	0	1342	30.6	36.5	25 to 35	70.6	257	19.2

Incoming Histogram

Tithe Barn Lane (KL facing) December 2023

from Thu-Dec-22-2022-11-00-AM to Tue-Jan-10-2023-03-59-AM

Date	Starting Hr:min	<15	15 to <20	20 to <25	25 to <30	30 to <35	35 to <40	40 to <45	45 to <50	50 to <55	55 to <60	60 to <65	65 to <70	70 to <75	75 to <80	80 to <85	85 to <90	90 to <95	95 to <100	100 to >105	Total Counts	Avg Speed (MPH)	85pet Speed	10MPH Pace	% in pace	# of Speeders	% Speeders	
26/12/2022	00:00	0	0	0	4	4	1	1	1	0	0	0	0	0	0	0	0	0	0	0	0	11	32.9	40	25 to 35	72.7	3	27.3
26/12/2022	01:00	0	1	0	1	2	0	1	0	0	0	0	0	0	0	0	0	0	0	0	0	5	30.2	35	25 to 35	60.0	1	20.0
26/12/2022	02:00	0	0	0	1	2	2	0	0	0	0	0	0	0	0	0	0	0	0	0	0	5	33.4	37.5	30 to 40	80.0	2	40.0
26/12/2022	03:00	0	0	0	0	0	1	0	0	0	0	0	0	0	0	0	0	0	0	0	0	1	37	40	30 to 40	100.0	1	100.0
26/12/2022	04:00	0	0	0	0	0	0	0	0	0	0	0	0	0	0	0	0	0	0	0	0	0	0	0	*	*	*	*
26/12/2022	05:00	0	0	0	2	0	3	0	1	0	0	0	0	0	0	0	0	0	0	0	0	6	35.3	40	30 to 40	50.0	4	66.7
26/12/2022	06:00	0	0	2	4	3	1	1	0	0	0	0	0	0	0	0	0	0	0	0	0	11	29.8	35	25 to 35	63.6	2	18.2
26/12/2022	07:00	0	0	0	10	15	6	1	0	0	0	0	0	0	0	0	0	0	0	0	0	32	32	36.7	25 to 35	78.1	7	21.9
26/12/2022	08:00	0	0	1	10	18	3	3	0	0	0	0	0	0	0	0	0	0	0	0	0	35	31.8	36.7	25 to 35	80.0	6	17.1
26/12/2022	09:00	2	5	6	25	29	20	8	1	0	0	0	0	0	0	0	0	0	0	0	0	96	31.3	38.8	25 to 35	56.3	29	30.2
26/12/2022	10:00	0	0	6	36	55	14	3	1	0	0	0	0	0	0	0	0	0	0	0	0	115	31.3	35.4	25 to 35	79.1	18	15.7
26/12/2022	11:00	1	4	11	47	59	27	9	0	0	1	0	0	0	0	0	0	0	0	0	0	159	31.3	37.4	25 to 35	66.7	37	23.3
26/12/2022	12:00	2	2	6	47	62	27	6	1	0	0	0	0	0	0	0	0	0	0	0	0	153	31.4	37	25 to 35	71.2	34	22.2
26/12/2022	13:00	0	2	13	52	43	25	11	0	1	0	0	0	0	0	0	0	0	0	0	0	147	31.3	38	25 to 35	64.6	37	25.2
26/12/2022	14:00	1	1	6	36	38	21	4	1	0	0	0	0	0	0	0	0	0	0	0	0	108	31.3	37.4	25 to 35	68.5	26	24.1
26/12/2022	15:00	2	1	12	34	38	17	1	0	0	0	0	0	0	0	0	0	0	0	0	0	105	30	35.6	25 to 35	68.6	18	17.1
26/12/2022	16:00	1	7	16	32	32	16	5	1	0	0	0	0	0	0	0	0	0	0	0	0	110	29.6	36.9	25 to 35	58.2	22	20.0
26/12/2022	17:00	2	1	14	46	41	13	4	1	0	0	0	0	0	0	0	0	0	0	0	0	122	29.9	35	25 to 35	71.3	18	14.8
26/12/2022	18:00	0	3	12	34	41	10	1	1	0	0	0	0	0	0	0	0	0	0	0	0	102	29.8	34.6	25 to 35	73.5	12	11.8
26/12/2022	19:00	0	4	12	33	35	18	0	0	0	0	0	0	0	0	0	0	0	0	0	0	102	29.9	35.8	25 to 35	66.7	18	17.6
26/12/2022	20:00	0	2	6	23	23	6	3	0	0	0	0	0	0	0	0	0	0	0	0	0	63	30	35	25 to 35	73.0	9	14.3
26/12/2022	21:00	0	2	6	20	11	7	3	1	0	0	0	0	0	0	0	0	0	0	0	0	50	30.1	37.1	25 to 35	62.0	11	22.0
26/12/2022	22:00	0	0	1	8	13	3	2	0	0	0	0	0	0	0	0	0	0	0	0	0	27	31.7	36.7	25 to 35	77.8	5	18.5
26/12/2022	23:00	0	1	0	4	2	6	2	0	0	0	0	0	0	0	0	0	0	0	0	0	15	33	40	30 to 40	53.3	8	53.3
24 Hr Summary		11	36	130	509	566	247	69	10	1	1	0	0	0	0	0	0	0	0	0	0	1580	30.8	36.8	25 to 35	68.0	328	20.8

Incoming Histogram

Tithe Barn Lane (KL facing) December 2023

from Thu-Dec-22-2022-11-00-AM to Tue-Jan-10-2023-03-59-AM

Date	Starting Hr:min	<15	15 to <20	20 to <25	25 to <30	30 to <35	35 to <40	40 to <45	45 to <50	50 to <55	55 to <60	60 to <65	65 to <70	70 to <75	75 to <80	80 to <85	85 to <90	90 to <95	95 to <100	100 to >105	Total Counts	Avg Speed (MPH)	85pct Speed	10MPH Pace	% in pace	# of Speeders	% Speeders	
27/12/2022	00:00	0	1	5	6	2	3	1	0	0	0	0	0	0	0	0	0	0	0	0	0	18	28.3	36.7	20 to 30	61.1	4	22.2
27/12/2022	01:00	0	0	0	3	1	0	0	0	0	0	0	0	0	0	0	0	0	0	0	0	4	28.3	30	25 to 35	100.0	*	*
27/12/2022	02:00	0	0	0	1	0	1	0	0	0	0	0	0	0	0	0	0	0	0	0	0	2	32	40	20 to 30	50.0	1	50.0
27/12/2022	03:00	0	0	0	1	1	0	0	0	0	0	0	0	0	0	0	0	0	0	0	0	2	29.5	35	25 to 35	100.0	*	*
27/12/2022	04:00	0	0	0	0	3	2	2	0	0	0	0	0	0	0	0	0	0	0	0	0	7	36.4	42.5	30 to 40	71.4	4	57.1
27/12/2022	05:00	0	0	0	4	2	1	0	0	0	0	0	0	0	0	0	0	0	0	0	0	7	30	35	25 to 35	85.7	1	14.3
27/12/2022	06:00	0	0	3	8	14	7	1	0	0	0	0	0	0	0	0	0	0	0	0	0	33	31.4	37.1	25 to 35	66.7	8	24.2
27/12/2022	07:00	0	0	5	15	19	2	3	0	0	0	0	0	0	0	0	0	0	0	0	0	44	30.3	34.5	25 to 35	77.3	5	11.4
27/12/2022	08:00	0	2	1	16	25	9	2	1	2	0	0	0	0	0	0	0	0	0	0	0	58	32.3	37.8	25 to 35	70.7	14	24.1
27/12/2022	09:00	1	6	8	24	32	16	4	2	0	0	0	0	0	0	0	0	0	0	0	0	93	30.6	37.5	25 to 35	60.2	22	23.7
27/12/2022	10:00	1	2	10	39	55	20	1	1	0	0	0	0	0	0	0	0	0	0	0	0	129	30.6	35.8	25 to 35	72.9	22	17.1
27/12/2022	11:00	1	5	11	51	58	17	3	1	0	0	0	0	0	0	0	0	0	0	0	0	147	30.2	34.9	25 to 35	74.1	21	14.3
27/12/2022	12:00	2	2	20	83	58	33	7	0	0	0	0	0	0	0	0	0	0	0	0	0	205	30.2	36.4	25 to 35	68.8	40	19.5
27/12/2022	13:00	1	3	19	62	59	27	7	1	0	0	0	0	0	0	0	0	0	0	0	0	179	30.5	36.5	25 to 35	67.6	35	19.6
27/12/2022	14:00	3	5	19	53	70	14	3	0	1	0	0	0	0	0	0	0	0	0	0	0	168	29.5	34.5	25 to 35	73.2	18	10.7
27/12/2022	15:00	2	1	10	56	61	15	6	3	0	0	0	0	0	0	0	0	0	0	0	0	154	30.7	35.3	25 to 35	76.0	24	15.6
27/12/2022	16:00	5	3	20	50	49	18	2	0	0	0	0	0	0	0	0	0	0	0	0	0	147	29	34.8	25 to 35	67.3	20	13.6
27/12/2022	17:00	1	1	26	60	50	14	5	0	0	0	0	0	0	0	0	0	0	0	0	0	157	29.4	34.5	25 to 35	70.1	19	12.1
27/12/2022	18:00	3	5	11	41	36	19	3	0	0	0	0	0	0	0	0	0	0	0	0	0	118	29.6	36.1	25 to 35	65.3	22	18.6
27/12/2022	19:00	1	2	5	27	40	12	2	1	0	0	0	0	0	0	0	0	0	0	0	0	90	30.8	35.4	25 to 35	74.4	15	16.7
27/12/2022	20:00	0	2	8	27	30	6	3	1	0	0	0	0	0	0	0	0	0	0	0	0	77	30.1	34.7	25 to 35	74.0	10	13.0
27/12/2022	21:00	0	1	5	21	22	4	2	0	0	0	0	0	0	0	0	0	0	0	0	0	55	30	34.5	25 to 35	78.2	6	10.9
27/12/2022	22:00	0	1	4	14	16	3	3	2	0	0	0	0	0	0	0	0	0	0	0	0	43	31.1	38.3	25 to 35	69.8	8	18.6
27/12/2022	23:00	0	0	1	6	6	5	0	1	0	0	0	0	0	0	0	0	0	0	0	0	19	32.1	38	25 to 35	63.2	6	31.6
24 Hr Summary		21	42	191	668	709	248	60	14	3	0	0	0	0	0	0	0	0	0	0	0	1956	30.2	35.6	25 to 35	70.4	325	16.6

Incoming Histogram

Tithe Barn Lane (KL facing) December 2023

from Thu-Dec-22-2022-11-00-AM to Tue-Jan-10-2023-03-59-AM

Date	Starting Hr:min	<15	15 to <20	20 to <25	25 to <30	30 to <35	35 to <40	40 to <45	45 to <50	50 to <55	55 to <60	60 to <65	65 to <70	70 to <75	75 to <80	80 to <85	85 to <90	90 to <95	95 to <100	100 to >105	Total Counts	Avg Speed (MPH)	85pet Speed	10MPH Pace	% in pace	# of Speeders	% Speeders	
28/12/2022	00:00	0	0	1	2	5	2	0	0	0	0	0	0	0	0	0	0	0	0	0	0	10	31.2	35	25 to 35	70.0	2	20.0
28/12/2022	01:00	0	0	1	1	2	1	1	0	0	0	0	0	0	0	0	0	0	0	0	0	6	32.2	40	25 to 35	50.0	2	33.3
28/12/2022	02:00	0	0	0	1	1	0	1	0	0	0	0	0	0	0	0	0	0	0	0	0	3	33.7	45	25 to 35	66.7	1	33.3
28/12/2022	03:00	0	0	0	2	3	1	0	0	0	0	0	0	0	0	0	0	0	0	0	0	6	31.2	35	25 to 35	83.3	1	16.7
28/12/2022	04:00	0	0	0	4	0	1	0	0	0	0	0	0	0	0	0	0	0	0	0	0	5	29	30	20 to 30	80.0	1	20.0
28/12/2022	05:00	0	0	0	7	7	4	0	0	0	0	0	0	0	0	0	0	0	0	0	0	18	31.3	36.2	25 to 35	77.8	4	22.2
28/12/2022	06:00	0	0	3	17	13	5	0	0	0	0	0	0	0	0	0	0	0	0	0	0	38	29.8	34.6	25 to 35	78.9	5	13.2
28/12/2022	07:00	0	0	6	24	32	6	4	0	0	0	0	0	0	0	0	0	0	0	0	0	72	30.8	34.8	25 to 35	77.8	10	13.9
28/12/2022	08:00	0	2	5	38	25	15	5	0	0	0	0	0	0	0	0	0	0	0	0	0	90	30.7	37	25 to 35	70.0	20	22.2
28/12/2022	09:00	2	3	18	49	40	17	6	0	0	0	0	0	0	0	0	0	0	0	0	0	135	29.6	35.9	25 to 35	65.9	23	17.0
28/12/2022	10:00	2	3	15	48	51	23	0	0	0	0	0	0	0	0	0	0	0	0	0	0	142	29.9	35.4	25 to 35	69.7	23	16.2
28/12/2022	11:00	3	6	13	73	59	21	3	0	0	0	0	0	0	0	0	0	0	0	0	0	178	29.5	34.7	25 to 35	74.2	24	13.5
28/12/2022	12:00	4	4	20	70	67	24	3	0	0	0	0	0	0	0	0	0	0	0	0	0	192	29.6	34.9	25 to 35	71.4	27	14.1
28/12/2022	13:00	1	5	21	66	61	17	2	1	0	0	0	0	0	0	0	0	0	0	0	0	174	29.4	34.5	25 to 35	73.0	20	11.5
28/12/2022	14:00	3	2	21	65	70	27	5	0	0	0	0	0	0	0	0	0	0	0	0	0	193	30.1	35.6	25 to 35	69.9	32	16.6
28/12/2022	15:00	2	4	10	56	47	22	1	0	0	0	0	0	0	0	0	0	0	0	0	0	142	29.9	35.5	25 to 35	72.5	23	16.2
28/12/2022	16:00	4	8	19	82	65	8	5	0	0	0	0	0	0	0	0	0	0	0	0	0	191	28.6	33.8	25 to 35	77.0	13	6.8
28/12/2022	17:00	4	5	20	60	50	15	3	1	0	0	0	0	0	0	0	0	0	0	0	0	158	29	34.5	25 to 35	69.6	19	12.0
28/12/2022	18:00	1	8	14	43	47	7	3	0	0	0	0	0	0	0	0	0	0	0	0	0	123	28.9	34.1	25 to 35	73.2	10	8.1
28/12/2022	19:00	4	2	6	35	25	15	3	0	1	0	0	0	0	0	0	0	0	0	0	0	91	29.9	36.7	25 to 35	65.9	19	20.9
28/12/2022	20:00	2	6	7	22	20	4	6	1	0	0	0	0	0	0	0	0	0	0	0	0	68	29.1	36.2	25 to 35	61.8	11	16.2
28/12/2022	21:00	0	2	4	18	16	8	5	0	1	0	0	0	0	0	0	0	0	0	0	0	54	31.3	38.8	25 to 35	63.0	14	25.9
28/12/2022	22:00	0	2	3	15	4	7	1	0	0	0	0	0	0	0	0	0	0	0	0	0	32	29.4	37.1	25 to 35	59.4	8	25.0
28/12/2022	23:00	1	0	1	8	3	4	2	0	1	0	0	0	0	0	0	0	0	0	0	0	20	31.7	40	25 to 35	55.0	7	35.0
24 Hr Summary		33	62	208	806	713	254	59	3	3	0	0	0	0	0	0	0	0	0	0	2141	29.7	35	25 to 35	70.9	319	14.9	

Incoming Histogram

Tithe Barn Lane (KL facing) December 2023

from Thu-Dec-22-2022-11-00-AM to Tue-Jan-10-2023-03-59-AM

Date	Starting Hr:min	<15	15 to <20	20 to <25	25 to <30	30 to <35	35 to <40	40 to <45	45 to <50	50 to <55	55 to <60	60 to <65	65 to <70	70 to <75	75 to <80	80 to <85	85 to <90	90 to <95	95 to <100	100 to >105	Total Counts	Avg Speed (MPH)	85pct Speed	10MPH Pace	% in pace	# of Speeders	% Speeders	
29/12/2022	00:00	0	0	1	3	3	2	0	0	0	0	0	0	0	0	0	0	0	0	0	0	9	30.3	37.5	25 to 35	66.7	2	22.2
29/12/2022	01:00	0	0	0	1	3	1	0	1	0	0	0	0	0	0	0	0	0	0	0	0	6	34.5	40	25 to 35	66.7	2	33.3
29/12/2022	02:00	0	0	1	1	3	0	0	0	0	0	0	0	0	0	0	0	0	0	0	0	5	29.2	33.3	25 to 35	80.0	*	*
29/12/2022	03:00	0	0	0	0	2	1	2	0	0	0	0	0	0	0	0	0	0	0	0	0	5	37	42.5	30 to 40	60.0	3	60.0
29/12/2022	04:00	0	0	0	0	2	3	1	0	0	0	0	0	0	0	0	0	0	0	0	0	6	36.3	40	30 to 40	83.3	4	66.7
29/12/2022	05:00	0	0	2	5	8	1	1	0	1	0	0	0	0	0	0	0	0	0	0	0	18	31.6	35	25 to 35	72.2	3	16.7
29/12/2022	06:00	0	0	6	13	9	7	1	0	0	0	0	0	0	0	0	0	0	0	0	0	36	30	37.1	25 to 35	61.1	8	22.2
29/12/2022	07:00	0	1	6	28	38	8	3	0	0	0	0	0	0	0	0	0	0	0	0	0	84	30.6	34.7	25 to 35	78.6	11	13.1
29/12/2022	08:00	1	3	7	23	33	14	1	1	0	0	0	0	0	0	0	0	0	0	0	0	83	30.5	36.4	25 to 35	67.5	16	19.3
29/12/2022	09:00	1	1	12	52	50	20	2	0	0	0	0	0	0	0	0	0	0	0	0	0	138	30.3	35.2	25 to 35	73.9	22	15.9
29/12/2022	10:00	4	6	26	68	63	10	3	1	0	0	0	0	0	0	0	0	0	0	0	0	181	28.7	34	25 to 35	72.4	14	7.7
29/12/2022	11:00	1	4	21	80	66	26	4	0	0	0	0	0	0	0	0	0	0	0	0	0	202	29.9	35	25 to 35	72.3	30	14.9
29/12/2022	12:00	2	5	14	66	78	34	3	1	0	0	0	0	0	0	0	0	0	0	0	0	203	30.6	36.2	25 to 35	70.9	38	18.7
29/12/2022	13:00	0	2	20	62	72	30	7	1	0	0	0	0	0	0	0	0	0	0	0	0	194	30.8	36.5	25 to 35	69.1	38	19.6
29/12/2022	14:00	2	3	19	74	79	30	3	1	0	0	0	0	0	0	0	0	0	0	0	0	211	30.3	35.3	25 to 35	72.5	34	16.1
29/12/2022	15:00	2	4	14	75	78	23	3	1	0	0	0	0	0	0	0	0	0	0	0	0	200	30.1	34.8	25 to 35	76.5	27	13.5
29/12/2022	16:00	7	11	26	85	69	21	2	2	0	0	0	0	0	0	0	0	0	0	0	0	223	28.6	34.4	25 to 35	69.1	25	11.2
29/12/2022	17:00	3	6	29	70	52	10	4	0	0	0	0	0	0	0	0	0	0	0	0	0	174	28.4	33.8	25 to 35	70.1	14	8.0
29/12/2022	18:00	1	1	21	50	41	24	5	2	0	0	0	0	0	0	0	0	0	0	0	0	145	30.3	36.9	25 to 35	62.8	31	21.4
29/12/2022	19:00	1	3	16	40	33	11	3	1	0	0	0	0	0	0	0	0	0	0	0	0	108	29.4	34.8	25 to 35	67.6	15	13.9
29/12/2022	20:00	0	2	5	24	32	6	2	1	1	0	0	0	0	0	0	0	0	0	0	0	73	30.8	34.8	25 to 35	76.7	10	13.7
29/12/2022	21:00	1	1	0	25	19	6	3	0	0	0	0	0	0	0	0	0	0	0	0	0	55	30.5	35.8	25 to 35	80.0	9	16.4
29/12/2022	22:00	1	1	2	11	18	13	1	1	0	0	0	0	0	0	0	0	0	0	0	0	48	31.9	38.1	30 to 40	64.6	15	31.3
29/12/2022	23:00	0	2	3	4	12	5	2	0	0	0	0	0	0	0	0	0	0	0	0	0	28	31	38	30 to 40	60.7	7	25.0
24 Hr Summary		27	56	251	860	863	306	56	14	2	0	0	0	0	0	0	0	0	0	0	2435	30	35.2	25 to 35	70.8	378	15.5	

Incoming Histogram

Tithe Barn Lane (KL facing) December 2023

from Thu-Dec-22-2022-11-00-AM to Tue-Jan-10-2023-03-59-AM

Date	Starting Hr:min	<15	15 to <20	20 to <25	25 to <30	30 to <35	35 to <40	40 to <45	45 to <50	50 to <55	55 to <60	60 to <65	65 to <70	70 to <75	75 to <80	80 to <85	85 to <90	90 to <95	95 to <100	100 to >105	Total Counts	Avg Speed (MPH)	85pct Speed	10MPH Pace	% in pace	# of Speeders	% Speeders
30/12/2022	00:00	0	2	2	10	3	1	0	0	0	0	0	0	0	0	0	0	0	0	0	18	27	31.7	25 to 35	72.2	1	5.6
30/12/2022	01:00	0	0	1	2	5	0	1	0	0	0	0	0	0	0	0	0	0	0	0	9	31	35	25 to 35	77.8	1	11.1
30/12/2022	02:00	0	0	0	1	3	0	0	0	0	0	0	0	0	0	0	0	0	0	0	4	30.8	33.3	25 to 35	100.0	*	*
30/12/2022	03:00	0	0	1	0	0	3	1	0	0	0	0	0	0	0	0	0	0	0	0	5	35	40	35 to 45	80.0	4	80.0
30/12/2022	04:00	0	0	0	1	3	1	0	0	0	0	0	0	0	0	0	0	0	0	0	5	32	35	25 to 35	80.0	1	20.0
30/12/2022	05:00	0	0	0	7	7	2	3	0	0	0	0	0	0	0	0	0	0	0	0	19	32.4	40	25 to 35	73.7	5	26.3
30/12/2022	06:00	0	0	2	13	7	5	3	0	0	0	0	0	0	0	0	0	0	0	0	30	31.2	39	25 to 35	66.7	8	26.7
30/12/2022	07:00	0	0	9	26	25	12	4	1	0	0	0	0	0	0	0	0	0	0	0	77	31	37.1	25 to 35	66.2	17	22.1
30/12/2022	08:00	19	2	10	34	41	11	3	0	0	0	0	0	0	0	0	0	0	0	0	120	26.8	34.5	25 to 35	62.5	14	11.7
30/12/2022	09:00	73	3	11	35	39	12	0	0	0	0	0	0	0	0	0	0	0	0	0	173	20.5	33.2	25 to 35	42.8	12	6.9
30/12/2022	10:00	52	2	18	64	42	17	4	0	0	0	0	0	0	0	0	0	0	0	0	199	24.1	33.9	25 to 35	53.3	21	10.6
30/12/2022	11:00	0	7	18	72	61	28	7	0	0	0	0	0	0	0	0	0	0	0	0	193	30.2	36.1	25 to 35	68.9	35	18.1
30/12/2022	12:00	1	9	13	64	50	29	5	0	0	0	0	0	0	0	0	0	0	0	0	171	30	36.4	25 to 35	66.7	34	19.9
30/12/2022	13:00	3	6	11	57	58	16	9	0	0	0	0	0	0	0	0	0	0	0	0	160	30.1	35.3	25 to 35	71.9	25	15.6
30/12/2022	14:00	1	3	15	70	77	32	2	0	0	0	0	0	0	0	0	0	0	0	0	200	30.5	35.6	25 to 35	73.5	34	17.0
30/12/2022	15:00	3	9	24	66	74	29	5	1	0	0	0	0	0	0	0	0	0	0	0	211	29.7	35.5	25 to 35	66.4	35	16.6
30/12/2022	16:00	3	4	25	86	67	16	4	0	0	0	0	0	0	0	0	0	0	0	0	205	29.1	34.2	25 to 35	74.6	20	9.8
30/12/2022	17:00	1	6	18	79	54	17	2	2	0	0	0	0	0	0	0	0	0	0	0	179	29.4	34.4	25 to 35	74.3	21	11.7
30/12/2022	18:00	1	3	17	52	59	18	3	0	0	0	0	0	0	0	0	0	0	0	0	153	30	34.8	25 to 35	72.5	21	13.7
30/12/2022	19:00	6	2	6	57	33	17	6	0	0	0	0	0	0	0	0	0	0	0	0	127	29.6	36.2	25 to 35	70.9	23	18.1
30/12/2022	20:00	1	4	4	22	29	9	1	0	0	0	0	0	0	0	0	0	0	0	0	70	29.7	35	25 to 35	72.9	10	14.3
30/12/2022	21:00	2	3	9	35	16	5	4	0	1	0	0	0	0	0	0	0	0	0	0	75	28.8	34.7	25 to 35	68.0	10	13.3
30/12/2022	22:00	0	0	2	17	16	8	4	1	0	0	0	0	0	0	0	0	0	0	0	48	32.1	38.8	25 to 35	68.8	13	27.1
30/12/2022	23:00	0	1	2	9	8	5	1	0	0	0	0	0	0	0	0	0	0	0	0	26	30.4	37	25 to 35	65.4	6	23.1
24 Hr Summary		166	66	218	879	777	293	72	5	1	0	0	0	0	0	0	0	0	0	0	2477	28.6	35	25 to 35	66.9	371	15.0

Incoming Histogram

Tithe Barn Lane (KL facing) December 2023

from Thu-Dec-22-2022-11-00-AM to Tue-Jan-10-2023-03-59-AM

Date	Starting Hr:min	<15	15 to <20	20 to <25	25 to <30	30 to <35	35 to <40	40 to <45	45 to <50	50 to <55	55 to <60	60 to <65	65 to <70	70 to <75	75 to <80	80 to <85	85 to <90	90 to <95	95 to <100	100 to >105	Total Counts	Avg Speed (MPH)	85pet Speed	10MPH Pace	% in pace	# of Speeders	% Speeders	
31/12/2022	00:00	0	0	2	3	10	2	1	0	0	0	0	0	0	0	0	0	0	0	0	0	18	31.3	35	25 to 35	72.2	3	16.7
31/12/2022	01:00	0	0	2	3	2	0	0	0	1	0	0	0	0	0	0	0	0	0	0	0	8	30.3	35	20 to 30	62.5	1	12.5
31/12/2022	02:00	0	0	0	0	1	3	0	0	1	0	0	0	0	0	0	0	0	0	0	0	5	39	40	30 to 40	80.0	4	80.0
31/12/2022	03:00	0	0	0	2	2	1	1	0	0	0	0	0	0	0	0	0	0	0	0	0	6	33	40	25 to 35	66.7	2	33.3
31/12/2022	04:00	0	0	0	1	2	0	0	0	0	0	0	0	0	0	0	0	0	0	0	0	3	30.3	35	25 to 35	100.0	*	*
31/12/2022	05:00	0	1	2	3	5	3	1	0	0	0	0	0	0	0	0	0	0	0	0	0	15	30.5	38.3	25 to 35	53.3	4	26.7
31/12/2022	06:00	0	0	1	8	5	4	1	0	0	0	0	0	0	0	0	0	0	0	0	0	19	31.1	37.5	25 to 35	68.4	5	26.3
31/12/2022	07:00	0	0	6	17	13	9	3	1	0	0	0	0	0	0	0	0	0	0	0	0	49	31.1	38.3	25 to 35	61.2	13	26.5
31/12/2022	08:00	0	1	2	36	17	8	4	0	0	0	0	0	0	0	0	0	0	0	0	0	68	30.3	36.2	25 to 35	77.9	12	17.6
31/12/2022	09:00	0	2	12	44	34	13	3	0	0	0	0	0	0	0	0	0	0	0	0	0	108	29.8	35	25 to 35	72.2	16	14.8
31/12/2022	10:00	0	7	17	62	52	16	4	1	0	0	0	0	0	0	0	0	0	0	0	0	159	29.6	34.7	25 to 35	71.7	21	13.2
31/12/2022	11:00	0	4	22	67	65	21	4	1	0	0	0	0	0	0	0	0	0	0	0	0	184	29.9	34.8	25 to 35	71.7	26	14.1
31/12/2022	12:00	2	2	18	69	52	25	4	0	0	0	0	0	0	0	0	0	0	0	0	0	172	29.9	35.6	25 to 35	70.3	29	16.9
31/12/2022	13:00	0	5	19	80	68	22	5	0	0	0	0	0	0	0	0	0	0	0	0	0	199	29.9	34.8	25 to 35	74.4	27	13.6
31/12/2022	14:00	0	11	10	58	60	41	8	2	0	0	0	0	0	0	0	0	0	0	0	0	190	31.2	37.8	25 to 35	62.1	51	26.8
31/12/2022	15:00	2	6	15	61	55	34	1	0	0	0	0	0	0	0	0	0	0	0	0	0	174	30.1	36.3	25 to 35	66.7	35	20.1
31/12/2022	16:00	3	3	15	51	45	18	1	0	0	1	0	0	0	0	0	0	0	0	0	0	137	29.5	34.9	25 to 35	70.1	20	14.6
31/12/2022	17:00	0	5	18	71	61	17	3	2	0	0	0	0	0	0	0	0	0	0	0	0	177	29.8	34.6	25 to 35	74.6	22	12.4
31/12/2022	18:00	0	12	21	54	38	21	0	0	0	0	0	0	0	0	0	0	0	0	0	0	146	28.6	34.9	25 to 35	63.0	21	14.4
31/12/2022	19:00	1	3	9	52	39	17	7	1	0	0	0	0	0	0	0	0	0	0	0	0	129	30.5	36.8	25 to 35	70.5	25	19.4
31/12/2022	20:00	1	2	5	28	27	16	3	0	0	0	0	0	0	0	0	0	0	0	0	0	82	30.8	37.2	25 to 35	67.1	19	23.2
31/12/2022	21:00	0	1	1	23	22	7	2	0	0	0	0	0	0	0	0	0	0	0	0	0	56	30.8	35.7	25 to 35	80.4	9	16.1
31/12/2022	22:00	0	1	0	14	12	6	0	0	0	0	0	0	0	0	0	0	0	0	0	0	33	30.5	35.8	25 to 35	78.8	6	18.2
31/12/2022	23:00	0	0	3	9	7	1	3	0	0	0	0	0	0	0	0	0	0	0	0	0	23	30.3	40	25 to 35	69.6	4	17.4
24 Hr Summary		9	66	200	816	694	305	59	8	2	1	0	0	0	0	0	0	0	0	0	0	2160	30.1	35.8	25 to 35	69.9	375	17.4

Incoming Histogram

Tithe Barn Lane (KL facing) December 2023

from Thu-Dec-22-2022-11-00-AM to Tue-Jan-10-2023-03-59-AM

Date	Starting Hr:min	<15	15 to <20	20 to <25	25 to <30	30 to <35	35 to <40	40 to <45	45 to <50	50 to <55	55 to <60	60 to <65	65 to <70	70 to <75	75 to <80	80 to <85	85 to <90	90 to <95	95 to <100	100 to >105	Total Counts	Avg Speed (MPH)	85pct Speed	10MPH Pace	% in pace	# of Speeders	% Speeders
01/01/2023	00:00	1	1	6	22	17	3	1	0	0	0	0	0	0	0	0	0	0	0	0	51	28.7	33.8	25 to 35	76.5	4	7.8
01/01/2023	01:00	0	3	6	12	12	2	0	0	0	0	0	0	0	0	0	0	0	0	0	35	27.7	33.8	25 to 35	68.6	2	5.7
01/01/2023	02:00	0	0	0	6	5	2	0	0	0	0	0	0	0	0	0	0	0	0	0	13	30.5	35	25 to 35	84.6	2	15.4
01/01/2023	03:00	1	0	1	5	3	1	0	0	0	0	0	0	0	0	0	0	0	0	0	11	27.5	33.3	25 to 35	72.7	1	9.1
01/01/2023	04:00	0	0	1	1	1	1	0	0	0	0	0	0	0	0	0	0	0	0	0	4	29.5	35	20 to 30	50.0	1	25.0
01/01/2023	05:00	0	0	1	2	0	0	1	0	0	0	0	0	0	0	0	0	0	0	0	4	29.5	30	20 to 30	75.0	1	25.0
01/01/2023	06:00	0	0	0	5	4	5	1	0	0	0	0	0	0	0	0	0	0	0	0	15	32.7	39	25 to 35	60.0	6	40.0
01/01/2023	07:00	0	0	5	7	13	4	2	0	0	0	0	0	0	0	0	0	0	0	0	31	30.7	36.2	25 to 35	64.5	6	19.4
01/01/2023	08:00	1	1	2	10	7	5	1	0	0	0	0	0	0	0	0	0	0	0	0	27	29.4	37	25 to 35	63.0	6	22.2
01/01/2023	09:00	0	0	3	14	23	8	3	0	0	0	0	0	0	0	0	0	0	0	0	51	31.7	36.9	25 to 35	72.5	11	21.6
01/01/2023	10:00	1	2	7	33	28	6	4	0	0	0	0	0	0	0	0	0	0	0	0	81	29.6	34.6	25 to 35	75.3	10	12.3
01/01/2023	11:00	1	2	7	38	46	18	3	0	0	0	0	0	0	0	0	0	0	0	0	115	30.7	36.1	25 to 35	73.0	21	18.3
01/01/2023	12:00	0	3	7	48	46	13	7	2	0	0	0	0	0	0	0	0	0	0	0	126	30.9	36.2	25 to 35	74.6	22	17.5
01/01/2023	13:00	1	4	7	47	68	18	4	1	0	0	0	0	0	0	0	0	0	0	0	150	30.8	35.3	25 to 35	76.7	23	15.3
01/01/2023	14:00	3	0	9	49	36	21	1	0	0	0	0	0	0	0	0	0	0	0	0	119	30	36	25 to 35	71.4	22	18.5
01/01/2023	15:00	1	0	8	33	37	14	5	1	0	0	0	0	0	0	0	0	0	0	0	99	31	36.8	25 to 35	70.7	20	20.2
01/01/2023	16:00	0	8	12	39	38	17	2	0	0	0	0	0	0	0	0	0	0	0	0	116	29.6	35.6	25 to 35	66.4	19	16.4
01/01/2023	17:00	0	2	16	44	32	10	1	1	1	0	0	0	0	0	0	0	0	0	0	107	29.4	34.5	25 to 35	71.0	13	12.1
01/01/2023	18:00	1	2	9	38	26	7	6	2	0	0	0	0	0	0	0	0	0	0	0	91	30.1	35.7	25 to 35	70.3	15	16.5
01/01/2023	19:00	4	3	16	32	27	14	2	0	0	0	0	0	0	0	0	0	0	0	0	98	28.6	35.4	25 to 35	60.2	16	16.3
01/01/2023	20:00	1	2	3	21	18	5	3	0	0	0	0	0	0	0	0	0	0	0	0	53	29.8	35	25 to 35	73.6	8	15.1
01/01/2023	21:00	0	2	5	17	15	2	0	0	1	0	0	0	0	0	0	0	0	0	0	42	29.1	34	25 to 35	76.2	3	7.1
01/01/2023	22:00	0	2	3	8	7	3	1	0	1	0	0	0	0	0	0	0	0	0	0	25	29.9	36.7	25 to 35	60.0	5	20.0
01/01/2023	23:00	0	0	6	8	7	5	1	0	0	0	0	0	0	0	0	0	0	0	0	27	29.7	37	25 to 35	55.6	6	22.2
24 Hr Summary		16	37	140	539	516	184	49	7	3	0	0	0	0	0	0	0	0	0	0	1491	30	35.5	25 to 35	70.8	243	16.3

Incoming Histogram

Tithe Barn Lane (KL facing) December 2023

from Thu-Dec-22-2022-11-00-AM to Tue-Jan-10-2023-03-59-AM

Date	Starting Hr:min	<15	15 to <20	20 to <25	25 to <30	30 to <35	35 to <40	40 to <45	45 to <50	50 to <55	55 to <60	60 to <65	65 to <70	70 to <75	75 to <80	80 to <85	85 to <90	90 to <95	95 to <100	100 to >105	Total Counts	Avg Speed (MPH)	85pet Speed	10MPH Pace	% in pace	# of Speeders	% Speeders	
02/01/2023	00:00	0	0	1	2	4	0	1	0	0	0	0	0	0	0	0	0	0	0	0	0	8	30.9	35	25 to 35	75.0	1	12.5
02/01/2023	01:00	0	0	0	0	0	0	1	0	0	0	0	0	0	0	0	0	0	0	0	0	1	42	45	35 to 45	100.0	1	100.0
02/01/2023	02:00	0	0	0	0	0	1	0	0	0	0	0	0	0	0	0	0	0	0	0	0	1	37	40	30 to 40	100.0	1	100.0
02/01/2023	03:00	0	0	0	1	2	0	0	0	0	0	0	0	0	0	0	0	0	0	0	0	3	30.7	35	25 to 35	100.0	*	*
02/01/2023	04:00	0	0	0	2	1	1	0	0	0	0	0	0	0	0	0	0	0	0	0	0	4	30.8	35	25 to 35	75.0	1	25.0
02/01/2023	05:00	0	0	0	2	7	1	2	0	0	0	0	0	0	0	0	0	0	0	0	0	12	33.3	40	25 to 35	75.0	3	25.0
02/01/2023	06:00	0	1	1	5	7	6	2	0	0	0	0	0	0	0	0	0	0	0	0	0	22	32.2	39.2	30 to 40	59.1	8	36.4
02/01/2023	07:00	0	0	4	20	20	7	1	1	0	0	0	0	0	0	0	0	0	0	0	0	53	30.8	35.7	25 to 35	75.5	9	17.0
02/01/2023	08:00	0	1	1	17	17	11	1	0	0	0	0	0	0	0	0	0	0	0	0	0	48	31.4	37.3	25 to 35	70.8	12	25.0
02/01/2023	09:00	0	1	9	22	26	14	3	0	0	0	1	0	0	0	0	0	0	0	0	0	76	31.2	37.5	25 to 35	63.2	18	23.7
02/01/2023	10:00	2	1	6	38	40	23	5	0	0	0	0	0	0	0	0	0	0	0	0	0	115	31.2	37.4	25 to 35	67.8	28	24.3
02/01/2023	11:00	1	3	15	53	63	23	4	0	1	1	0	0	0	0	0	0	0	0	0	0	164	30.7	35.9	25 to 35	70.7	29	17.7
02/01/2023	12:00	0	1	15	71	62	35	4	0	0	0	0	0	0	0	0	0	0	0	0	0	188	30.8	36.6	25 to 35	70.7	39	20.7
02/01/2023	13:00	2	3	13	57	54	32	3	0	0	0	0	1	0	0	0	0	0	0	0	0	165	30.7	36.7	25 to 35	67.3	36	21.8
02/01/2023	14:00	8	3	15	73	65	19	2	3	0	0	0	0	0	0	0	0	0	0	0	0	188	29.4	34.7	25 to 35	73.4	24	12.8
02/01/2023	15:00	0	2	20	77	76	20	2	0	1	0	0	0	0	0	0	0	0	0	0	0	198	30	34.5	25 to 35	77.3	23	11.6
02/01/2023	16:00	3	7	11	85	53	19	8	1	0	0	0	0	0	0	0	0	0	0	0	0	187	29.7	35	25 to 35	73.8	28	15.0
02/01/2023	17:00	7	7	12	64	48	18	2	0	0	0	0	0	0	0	0	0	0	0	0	0	158	28.7	34.6	25 to 35	70.9	20	12.7
02/01/2023	18:00	2	6	10	27	43	14	2	1	0	0	0	0	0	0	0	0	0	0	0	0	105	29.9	35.4	25 to 35	66.7	17	16.2
02/01/2023	19:00	1	1	2	30	30	8	4	1	0	0	0	0	0	0	0	0	0	0	0	0	77	30.9	35.6	25 to 35	77.9	13	16.9
02/01/2023	20:00	0	1	6	30	13	3	0	1	0	0	0	0	0	0	0	0	0	0	0	0	54	28.7	33.5	25 to 35	79.6	4	7.4
02/01/2023	21:00	0	2	4	23	12	6	1	1	1	0	0	0	0	0	0	0	0	0	0	0	50	30.1	35.8	25 to 35	70.0	9	18.0
02/01/2023	22:00	0	0	2	6	5	4	2	0	0	0	0	0	0	0	0	0	0	0	0	0	19	31.5	38.8	25 to 35	57.9	6	31.6
02/01/2023	23:00	0	0	0	1	5	3	5	0	0	0	0	0	0	0	0	0	0	0	0	0	14	36.4	43	30 to 40	57.1	8	57.1
24 Hr Summary		26	40	147	706	653	268	55	9	3	1	1	1	0	0	0	0	0	0	0	0	1910	30.3	36	25 to 35	71.2	338	17.7

Incoming Histogram

Tithe Barn Lane (KL facing) December 2023

from Thu-Dec-22-2022-11-00-AM to Tue-Jan-10-2023-03-59-AM

Date	Starting Hr:min	<15	15 to <20	20 to <25	25 to <30	30 to <35	35 to <40	40 to <45	45 to <50	50 to <55	55 to <60	60 to <65	65 to <70	70 to <75	75 to <80	80 to <85	85 to <90	90 to <95	95 to <100	100 to >105	Total Counts	Avg Speed (MPH)	85pet Speed	10MPH Pace	% in pace	# of Speeders	% Speeders	
03/01/2023	00:00	0	0	1	4	2	1	1	0	0	0	0	0	0	0	0	0	0	0	0	0	9	30.6	40	25 to 35	66.7	2	22.2
03/01/2023	01:00	0	0	0	1	0	0	0	0	0	0	0	0	0	0	0	0	0	0	0	0	1	27	30	20 to 30	100.0	*	*
03/01/2023	02:00	0	0	0	1	0	1	0	0	0	0	0	0	0	0	0	0	0	0	0	0	2	32	40	20 to 30	50.0	1	50.0
03/01/2023	03:00	0	0	0	1	1	0	0	0	0	0	0	0	0	0	0	0	0	0	0	0	2	29.5	35	25 to 35	100.0	*	*
03/01/2023	04:00	1	0	1	2	3	3	0	0	0	0	0	0	0	0	0	0	0	0	0	0	10	29.1	36.7	30 to 40	60.0	3	30.0
03/01/2023	05:00	0	0	4	17	13	1	4	0	0	0	0	0	0	0	0	0	0	0	0	0	39	30.3	34.6	25 to 35	76.9	5	12.8
03/01/2023	06:00	0	0	3	24	32	10	5	0	0	0	0	0	0	0	0	0	0	0	0	0	74	31.7	37	25 to 35	75.7	15	20.3
03/01/2023	07:00	2	6	19	92	81	23	5	1	0	0	0	0	0	0	0	0	0	0	0	0	229	29.8	34.7	25 to 35	75.5	29	12.7
03/01/2023	08:00	1	2	21	95	89	35	4	0	0	0	0	0	0	0	0	0	0	0	0	0	247	30.3	35.3	25 to 35	74.5	39	15.8
03/01/2023	09:00	3	9	17	53	60	19	6	0	0	0	0	0	0	0	0	0	0	0	0	0	167	29.5	35	25 to 35	67.7	25	15.0
03/01/2023	10:00	1	2	12	45	43	22	2	1	0	0	0	0	0	0	0	0	0	0	0	0	128	30.4	36.4	25 to 35	68.8	25	19.5
03/01/2023	11:00	1	2	25	69	59	20	1	0	0	0	0	0	0	0	0	0	0	0	0	0	177	29.4	34.5	25 to 35	72.3	21	11.9
03/01/2023	12:00	2	5	16	87	48	18	1	0	0	0	0	0	0	0	0	0	0	0	0	0	177	29	34.2	25 to 35	76.3	19	10.7
03/01/2023	13:00	3	7	13	69	58	29	6	0	0	0	0	0	0	0	0	0	0	0	0	0	185	30	36.2	25 to 35	68.6	35	18.9
03/01/2023	14:00	5	5	33	92	76	20	3	0	1	0	0	0	0	0	0	0	0	0	0	0	235	28.9	34.3	25 to 35	71.5	24	10.2
03/01/2023	15:00	2	7	20	79	92	22	2	0	0	0	0	0	0	0	0	0	0	0	0	0	224	29.7	34.5	25 to 35	76.3	24	10.7
03/01/2023	16:00	13	5	35	87	71	20	3	0	0	0	0	0	0	0	0	0	0	0	0	0	234	28.1	34.2	25 to 35	67.5	23	9.8
03/01/2023	17:00	9	11	49	100	64	21	2	0	0	0	0	0	0	0	0	0	0	0	0	0	256	27.6	33.8	25 to 35	64.1	23	9.0
03/01/2023	18:00	2	1	18	73	56	21	5	0	1	0	0	0	0	0	0	0	0	0	0	0	177	30	35	25 to 35	72.9	27	15.3
03/01/2023	19:00	3	4	22	52	40	10	4	1	0	0	0	0	0	0	0	0	0	0	0	0	136	28.6	34.4	25 to 35	67.6	15	11.0
03/01/2023	20:00	0	1	13	33	24	8	3	0	0	0	0	0	0	0	0	0	0	0	0	0	82	29.5	34.8	25 to 35	69.5	11	13.4
03/01/2023	21:00	0	1	6	14	12	9	0	1	0	0	0	0	0	0	0	0	0	0	0	0	43	30.3	37.2	25 to 35	60.5	10	23.3
03/01/2023	22:00	1	0	6	9	13	6	2	1	0	0	0	0	0	0	0	0	0	0	0	0	38	30.5	37.5	25 to 35	57.9	9	23.7
03/01/2023	23:00	0	1	1	2	2	1	1	0	0	0	0	0	0	0	0	0	0	0	0	0	8	29.5	40	25 to 35	50.0	2	25.0
24 Hr Summary		49	69	335	1101	939	320	60	5	2	0	0	0	0	0	0	0	0	0	0	0	2880	29.4	34.8	25 to 35	70.8	387	13.4

Incoming Histogram

Tithe Barn Lane (KL facing) December 2023

from Thu-Dec-22-2022-11-00-AM to Tue-Jan-10-2023-03-59-AM

Date	Starting Hr:min	<15	15 to <20	20 to <25	25 to <30	30 to <35	35 to <40	40 to <45	45 to <50	50 to <55	55 to <60	60 to <65	65 to <70	70 to <75	75 to <80	80 to <85	85 to <90	90 to <95	95 to <100	100 to >105	Total Counts	Avg Speed (MPH)	85pet Speed	10MPH Pace	% in pace	# of Speeders	% Speeders	
04/01/2023	00:00	0	1	0	2	3	1	1	0	0	0	0	0	0	0	0	0	0	0	0	0	8	30.8	40	25 to 35	62.5	2	25.0
04/01/2023	01:00	0	0	1	1	1	0	1	0	0	1	0	0	0	0	0	0	0	0	0	0	5	36	45	20 to 30	40.0	2	40.0
04/01/2023	02:00	0	0	0	2	0	0	0	0	0	0	0	0	0	0	0	0	0	0	0	0	2	27.5	30	20 to 30	100.0	*	*
04/01/2023	03:00	0	0	1	0	2	0	0	0	0	0	0	0	0	0	0	0	0	0	0	0	3	28.7	35	25 to 35	66.7	*	*
04/01/2023	04:00	0	0	1	3	4	3	0	0	0	0	0	0	0	0	0	0	0	0	0	0	11	31.2	36.7	25 to 35	63.6	3	27.3
04/01/2023	05:00	0	0	3	12	12	4	1	0	0	0	0	0	0	0	0	0	0	0	0	0	32	30.4	35	25 to 35	75.0	5	15.6
04/01/2023	06:00	1	1	2	34	36	17	3	1	0	0	0	0	0	0	0	0	0	0	0	0	95	31.4	37.1	25 to 35	73.7	21	22.1
04/01/2023	07:00	2	3	39	110	88	15	6	0	0	0	0	0	0	0	0	0	0	0	0	0	263	29.1	34	25 to 35	75.3	21	8.0
04/01/2023	08:00	1	11	22	119	112	25	5	1	0	0	0	0	0	0	0	0	0	0	0	0	296	29.7	34.4	25 to 35	78.0	31	10.5
04/01/2023	09:00	0	2	20	65	49	23	3	0	0	0	0	0	0	0	0	0	0	0	0	0	162	29.9	35.4	25 to 35	70.4	26	16.0
04/01/2023	10:00	0	4	24	62	44	11	4	1	0	0	0	0	0	0	0	0	0	0	0	0	150	29	34.3	25 to 35	70.7	16	10.7
04/01/2023	11:00	2	1	19	67	43	24	5	0	0	0	0	0	0	0	0	0	0	0	0	0	161	29.9	36	25 to 35	68.3	29	18.0
04/01/2023	12:00	0	2	18	82	56	17	4	0	0	0	0	0	0	0	0	0	0	0	0	0	179	29.6	34.5	25 to 35	77.1	21	11.7
04/01/2023	13:00	1	3	15	75	71	15	6	1	0	0	0	0	0	0	0	0	0	0	0	0	187	30.1	34.6	25 to 35	78.1	22	11.8
04/01/2023	14:00	8	14	25	89	88	20	3	1	0	0	0	0	0	0	0	0	0	0	0	0	248	28.7	34.3	25 to 35	71.4	24	9.7
04/01/2023	15:00	6	12	31	97	64	29	0	0	0	0	0	0	0	0	0	0	0	0	0	0	239	28.5	34.5	25 to 35	67.4	29	12.1
04/01/2023	16:00	5	8	28	103	68	26	3	0	0	0	0	0	0	0	0	0	0	0	0	0	241	28.9	34.5	25 to 35	71.0	29	12.0
04/01/2023	17:00	9	3	38	113	83	23	3	0	0	0	0	0	0	0	0	0	0	0	0	0	272	28.6	34.1	25 to 35	72.1	26	9.6
04/01/2023	18:00	6	7	15	77	59	15	2	0	0	0	0	0	0	0	0	0	0	0	0	0	181	28.7	34.2	25 to 35	75.1	17	9.4
04/01/2023	19:00	2	4	10	50	39	13	3	1	0	0	0	0	0	0	0	0	0	0	0	0	122	29.6	34.9	25 to 35	73.0	17	13.9
04/01/2023	20:00	0	5	9	29	38	12	5	1	1	0	0	0	0	0	0	0	0	0	0	0	100	30.7	36.7	25 to 35	67.0	19	19.0
04/01/2023	21:00	0	0	9	12	26	6	1	1	0	0	0	0	0	0	0	0	0	0	0	0	55	30.6	35	25 to 35	69.1	8	14.5
04/01/2023	22:00	1	1	6	18	14	6	1	0	0	0	0	0	0	0	0	0	0	0	0	0	47	29.1	35	25 to 35	68.1	7	14.9
04/01/2023	23:00	0	0	1	6	7	5	1	2	0	0	0	0	0	0	0	0	0	0	0	0	22	33.3	40	25 to 35	59.1	8	36.4
24 Hr Summary		44	82	337	1228	1007	310	61	10	1	1	0	0	0	0	0	0	0	0	0	0	3081	29.4	34.6	25 to 35	72.5	383	12.4

Incoming Histogram

Tithe Barn Lane (KL facing) December 2023

from Thu-Dec-22-2022-11-00-AM to Tue-Jan-10-2023-03-59-AM

Date	Starting Hr:min	<15	15 to <20	20 to <25	25 to <30	30 to <35	35 to <40	40 to <45	45 to <50	50 to <55	55 to <60	60 to <65	65 to <70	70 to <75	75 to <80	80 to <85	85 to <90	90 to <95	95 to <100	100 to >105	Total Counts	Avg Speed (MPH)	85pct Speed	10MPH Pace	% in pace	# of Speeders	% Speeders	
05/01/2023	00:00	0	1	0	4	3	4	0	0	0	0	0	0	0	0	0	0	0	0	0	0	12	30.8	37.5	25 to 35	58.3	4	33.3
05/01/2023	01:00	0	0	0	3	0	0	0	0	0	0	0	0	0	0	0	0	0	0	0	0	3	27	30	20 to 30	100.0	*	*
05/01/2023	02:00	0	1	0	1	0	1	0	0	0	0	0	0	0	0	0	0	0	0	0	0	3	27	40	10 to 20	33.3	1	33.3
05/01/2023	03:00	0	0	1	1	1	1	0	0	0	0	0	0	0	0	0	0	0	0	0	0	4	29.5	35	20 to 30	50.0	1	25.0
05/01/2023	04:00	1	0	0	2	4	4	0	0	0	0	0	0	0	0	0	0	0	0	0	0	11	30.6	37.5	30 to 40	72.7	4	36.4
05/01/2023	05:00	2	1	1	9	12	6	1	1	0	0	0	0	0	0	0	0	0	0	0	0	33	30.4	37.5	25 to 35	63.6	8	24.2
05/01/2023	06:00	0	0	3	31	37	12	2	0	0	1	0	0	0	0	0	0	0	0	0	0	86	31.5	35.8	25 to 35	79.1	15	17.4
05/01/2023	07:00	3	4	39	107	101	34	3	0	0	0	0	0	0	0	0	0	0	0	0	0	291	29.5	34.7	25 to 35	71.5	37	12.7
05/01/2023	08:00	0	5	21	132	103	35	3	0	0	0	0	0	0	0	0	0	0	0	0	0	299	30	34.7	25 to 35	78.6	38	12.7
05/01/2023	09:00	1	6	16	65	65	28	4	0	0	0	0	0	0	0	0	0	0	0	0	0	185	30.2	35.7	25 to 35	70.3	32	17.3
05/01/2023	10:00	0	7	11	63	58	24	4	0	1	0	0	0	0	0	0	0	0	0	0	0	168	30.3	35.8	25 to 35	72.0	29	17.3
05/01/2023	11:00	2	0	18	77	57	12	5	0	0	0	0	0	0	0	0	0	0	0	0	0	171	29.5	34.2	25 to 35	78.4	17	9.9
05/01/2023	12:00	1	1	15	62	64	31	5	1	0	0	0	0	0	0	0	0	0	0	0	0	180	30.9	36.6	25 to 35	70.0	37	20.6
05/01/2023	13:00	1	5	21	69	61	22	3	0	0	0	0	0	0	0	0	0	0	0	0	0	182	29.6	34.8	25 to 35	71.4	25	13.7
05/01/2023	14:00	1	5	17	97	74	25	7	0	0	0	0	0	0	0	0	0	0	0	0	0	226	30	34.9	25 to 35	75.7	32	14.2
05/01/2023	15:00	6	12	45	98	68	29	5	2	1	0	0	0	0	0	0	0	0	0	0	0	266	28.7	34.8	25 to 35	62.4	37	13.9
05/01/2023	16:00	8	9	29	118	72	23	3	0	0	0	0	0	0	0	0	0	0	0	0	0	262	28.5	34.1	25 to 35	72.5	26	9.9
05/01/2023	17:00	3	9	46	149	63	21	1	0	0	1	0	0	0	0	0	0	0	0	0	0	293	28.2	33.3	25 to 35	72.4	23	7.8
05/01/2023	18:00	3	8	19	61	48	19	3	0	0	0	0	0	0	0	0	0	0	0	0	0	161	29	34.8	25 to 35	67.7	22	13.7
05/01/2023	19:00	0	4	19	55	51	15	5	0	0	0	0	0	0	0	0	0	0	0	0	0	149	29.7	34.8	25 to 35	71.1	20	13.4
05/01/2023	20:00	1	3	11	19	39	9	2	1	0	0	0	0	0	0	0	0	0	0	0	0	85	30.1	34.9	25 to 35	68.2	12	14.1
05/01/2023	21:00	0	2	10	34	12	4	4	1	0	0	0	0	0	0	0	0	0	0	0	0	67	29	34.6	25 to 35	68.7	9	13.4
05/01/2023	22:00	0	1	3	20	11	9	2	0	0	0	0	0	0	0	0	0	0	0	0	0	46	30.5	37.2	25 to 35	67.4	11	23.9
05/01/2023	23:00	1	0	3	4	6	2	0	0	0	0	0	0	0	0	0	0	0	0	0	0	16	28.3	35	25 to 35	62.5	2	12.5
24 Hr Summary		34	84	348	1281	1010	370	62	6	2	2	0	0	0	0	0	0	0	0	0	0	3199	29.5	34.8	25 to 35	71.6	442	13.8

Incoming Histogram

Tithe Barn Lane (KL facing) December 2023

from Thu-Dec-22-2022-11-00-AM to Tue-Jan-10-2023-03-59-AM

Date	Starting Hr:min	<15	15 to <20	20 to <25	25 to <30	30 to <35	35 to <40	40 to <45	45 to <50	50 to <55	55 to <60	60 to <65	65 to <70	70 to <75	75 to <80	80 to <85	85 to <90	90 to <95	95 to <100	100 to >105	Total Counts	Avg Speed (MPH)	85pct Speed	10MPH Pace	% in pace	# of Speeders	% Speeders	
06/01/2023	00:00	0	0	3	0	3	3	3	1	0	0	0	0	0	0	0	0	0	0	0	0	13	34.4	43.3	30 to 40	46.2	7	53.8
06/01/2023	01:00	0	0	1	1	1	0	0	0	0	0	0	0	0	0	0	0	0	0	0	0	3	27	35	20 to 30	66.7	*	*
06/01/2023	02:00	0	0	0	2	1	0	0	0	0	0	0	0	0	0	0	0	0	0	0	0	3	28.7	35	25 to 35	100.0	*	*
06/01/2023	03:00	0	0	2	0	3	1	0	0	0	0	0	0	0	0	0	0	0	0	0	0	6	29.7	35	30 to 40	66.7	1	16.7
06/01/2023	04:00	0	0	0	2	3	5	0	0	0	0	0	0	0	0	0	0	0	0	0	0	10	33.5	38	30 to 40	80.0	5	50.0
06/01/2023	05:00	0	0	2	15	10	1	4	1	0	0	0	0	0	0	0	0	0	0	0	0	33	31.2	40	25 to 35	75.8	6	18.2
06/01/2023	06:00	0	1	3	34	26	17	6	0	0	0	0	0	0	0	0	0	0	0	0	0	87	31.6	37.9	25 to 35	69.0	23	26.4
06/01/2023	07:00	1	2	30	130	80	31	4	1	0	0	0	0	0	0	0	0	0	0	0	0	279	29.6	34.6	25 to 35	75.3	36	12.9
06/01/2023	08:00	0	2	32	106	90	26	13	0	1	0	0	0	0	0	0	0	0	0	0	0	270	30.2	35	25 to 35	72.6	40	14.8
06/01/2023	09:00	2	7	13	59	63	21	5	0	0	0	0	0	0	0	0	0	0	0	0	0	170	29.9	35	25 to 35	71.8	26	15.3
06/01/2023	10:00	0	2	6	66	57	21	6	1	0	0	0	0	0	0	0	0	0	0	0	0	159	30.9	36	25 to 35	77.4	28	17.6
06/01/2023	11:00	2	2	18	48	75	20	6	0	0	0	0	0	0	0	0	0	0	0	0	0	171	30.5	35	25 to 35	71.9	26	15.2
06/01/2023	12:00	0	5	18	76	77	28	3	1	0	0	0	0	0	0	0	0	0	0	0	0	208	30.3	35.2	25 to 35	73.6	32	15.4
06/01/2023	13:00	3	4	23	82	44	31	6	2	0	0	0	0	0	0	0	0	0	0	0	0	195	29.7	36.6	25 to 35	64.6	39	20.0
06/01/2023	14:00	3	2	19	83	93	19	7	0	0	0	0	0	0	0	0	0	0	0	0	0	226	30.1	34.6	25 to 35	77.9	26	11.5
06/01/2023	15:00	6	12	27	77	95	24	4	0	0	0	0	0	0	0	0	0	0	0	0	0	245	29.1	34.5	25 to 35	70.2	28	11.4
06/01/2023	16:00	4	11	37	110	81	28	3	1	0	0	0	0	0	0	0	0	0	0	0	0	275	28.8	34.4	25 to 35	69.5	32	11.6
06/01/2023	17:00	3	12	35	116	63	39	3	0	0	0	0	0	0	0	0	0	0	0	0	0	271	29	35.1	25 to 35	66.1	42	15.5
06/01/2023	18:00	8	12	27	88	59	30	6	1	0	0	0	0	0	0	0	0	0	0	0	0	231	28.8	35.3	25 to 35	63.6	37	16.0
06/01/2023	19:00	5	6	18	60	47	23	3	2	0	0	0	0	0	0	0	0	0	0	0	0	164	29.3	35.7	25 to 35	65.2	28	17.1
06/01/2023	20:00	4	7	14	28	40	10	3	1	1	0	0	0	0	0	0	0	0	0	0	0	108	29	34.9	25 to 35	63.0	15	13.9
06/01/2023	21:00	0	1	4	13	17	7	0	1	0	0	0	0	0	0	0	0	0	0	0	0	43	30.7	36.4	25 to 35	69.8	8	18.6
06/01/2023	22:00	0	0	4	17	18	4	2	1	0	0	0	0	0	0	0	0	0	0	0	0	46	30.7	35	25 to 35	76.1	7	15.2
06/01/2023	23:00	0	0	1	8	8	2	2	1	0	0	0	0	0	0	0	0	0	0	0	0	22	32	40	25 to 35	72.7	5	22.7
24 Hr Summary		41	88	337	1221	1054	391	89	15	2	0	0	0	0	0	0	0	0	0	0	0	3238	29.8	35.1	25 to 35	70.3	497	15.3

Incoming Histogram

Tithe Barn Lane (KL facing) December 2023

from Thu-Dec-22-2022-11-00-AM to Tue-Jan-10-2023-03-59-AM

Date	Starting Hr:min	<15	15 to <20	20 to <25	25 to <30	30 to <35	35 to <40	40 to <45	45 to <50	50 to <55	55 to <60	60 to <65	65 to <70	70 to <75	75 to <80	80 to <85	85 to <90	90 to <95	95 to <100	100 to >105	Total Counts	Avg Speed (MPH)	85pet Speed	10MPH Pace	% in pace	# of Speeders	% Speeders	
07/01/2023	00:00	0	1	2	0	6	3	1	0	1	0	0	0	0	0	0	0	0	0	0	0	14	32.9	40	30 to 40	64.3	5	35.7
07/01/2023	01:00	0	0	1	4	2	1	0	1	0	0	0	0	0	0	0	0	0	0	0	0	9	31	40	25 to 35	66.7	2	22.2
07/01/2023	02:00	0	0	0	0	2	0	1	0	0	0	0	0	0	0	0	0	0	0	0	0	3	35.7	45	25 to 35	66.7	1	33.3
07/01/2023	03:00	0	1	1	3	1	0	1	0	0	0	0	0	0	0	0	0	0	0	0	0	7	27.7	35	20 to 30	57.1	1	14.3
07/01/2023	04:00	2	0	1	0	1	2	0	0	0	0	0	0	0	0	0	0	0	0	0	0	6	24.5	37.5	30 to 40	50.0	2	33.3
07/01/2023	05:00	1	0	3	4	5	4	2	0	0	0	0	0	0	0	0	0	0	0	0	0	19	30.3	38.8	25 to 35	47.4	6	31.6
07/01/2023	06:00	0	0	3	13	9	7	2	0	0	0	0	0	0	0	0	0	0	0	0	0	34	31.1	37.9	25 to 35	64.7	9	26.5
07/01/2023	07:00	0	1	2	25	15	14	3	0	0	0	0	0	0	0	0	0	0	0	0	0	60	31.3	37.9	25 to 35	66.7	17	28.3
07/01/2023	08:00	1	1	9	33	37	13	4	0	0	0	0	0	0	0	0	0	0	0	0	0	98	30.5	35.8	25 to 35	71.4	17	17.3
07/01/2023	09:00	0	1	9	60	66	22	6	0	0	0	0	0	0	0	0	0	0	0	0	0	164	31	35.7	25 to 35	76.8	28	17.1
07/01/2023	10:00	3	7	12	57	66	24	4	0	0	0	0	0	0	0	0	0	0	0	0	0	173	30	35.4	25 to 35	71.1	28	16.2
07/01/2023	11:00	2	7	27	101	91	29	4	1	0	0	0	0	0	0	0	0	0	0	0	0	262	29.7	34.7	25 to 35	73.3	34	13.0
07/01/2023	12:00	1	7	20	75	61	23	4	0	0	0	0	0	0	0	0	0	0	0	0	0	191	29.5	34.8	25 to 35	71.2	27	14.1
07/01/2023	13:00	3	8	21	70	73	23	6	1	0	0	0	0	0	0	0	0	0	0	0	0	205	29.7	34.9	25 to 35	69.8	30	14.6
07/01/2023	14:00	3	2	14	76	77	27	4	0	0	0	0	0	0	0	0	0	0	0	0	0	203	30.2	35.2	25 to 35	75.4	31	15.3
07/01/2023	15:00	1	6	17	68	64	18	10	0	0	0	0	0	0	0	0	0	0	0	0	0	184	30.1	35	25 to 35	71.7	28	15.2
07/01/2023	16:00	6	6	17	88	75	15	2	2	0	0	0	0	0	0	0	0	0	0	0	0	211	29.1	34.1	25 to 35	77.3	19	9.0
07/01/2023	17:00	4	5	16	75	64	19	1	0	0	0	0	0	0	0	0	0	0	0	0	0	184	29.1	34.4	25 to 35	75.5	20	10.9
07/01/2023	18:00	4	3	22	50	43	17	4	0	0	0	0	0	0	0	0	0	0	0	0	0	143	29	35	25 to 35	65.0	21	14.7
07/01/2023	19:00	2	3	12	45	47	12	2	1	0	0	0	0	0	0	0	0	0	0	0	0	124	29.7	34.6	25 to 35	74.2	15	12.1
07/01/2023	20:00	1	2	3	32	33	9	4	0	1	0	0	0	0	0	0	0	0	0	0	0	85	30.7	35.6	25 to 35	76.5	14	16.5
07/01/2023	21:00	1	1	4	22	18	5	1	0	0	0	0	0	0	0	0	0	0	0	0	0	52	29.4	34.4	25 to 35	76.9	6	11.5
07/01/2023	22:00	0	2	6	12	16	7	5	0	0	0	0	0	0	0	0	0	0	0	0	0	48	30.9	38.6	25 to 35	58.3	12	25.0
07/01/2023	23:00	0	0	3	5	9	4	4	0	0	0	0	0	0	0	0	0	0	0	0	0	25	32.3	40	25 to 35	56.0	8	32.0
24 Hr Summary		35	64	225	918	881	298	75	6	2	0	0	0	0	0	0	0	0	0	0	0	2504	29.9	35.1	25 to 35	71.8	381	15.2

Incoming Histogram

Tithe Barn Lane (KL facing) December 2023

from Thu-Dec-22-2022-11-00-AM to Tue-Jan-10-2023-03-59-AM

Date	Starting Hr:min	<15	15 to <20	20 to <25	25 to <30	30 to <35	35 to <40	40 to <45	45 to <50	50 to <55	55 to <60	60 to <65	65 to <70	70 to <75	75 to <80	80 to <85	85 to <90	90 to <95	95 to <100	100 to >105	Total Counts	Avg Speed (MPH)	85pct Speed	10MPH Pace	% in pace	# of Speeders	% Speeders	
08/01/2023	00:00	0	2	1	4	3	2	3	0	0	0	0	0	0	0	0	0	0	0	0	0	15	30.7	41.7	25 to 35	46.7	5	33.3
08/01/2023	01:00	1	0	0	4	3	2	0	0	0	0	0	0	0	0	0	0	0	0	0	0	10	29.2	35	25 to 35	70.0	2	20.0
08/01/2023	02:00	0	0	1	0	1	1	0	0	0	0	0	0	0	0	0	0	0	0	0	0	3	30.3	40	30 to 40	66.7	1	33.3
08/01/2023	03:00	0	0	0	1	1	1	0	0	0	0	0	0	0	0	0	0	0	0	0	0	3	32	40	25 to 35	66.7	1	33.3
08/01/2023	04:00	0	0	0	0	1	1	0	0	0	0	0	0	0	0	0	0	0	0	0	0	2	34.5	40	30 to 40	100.0	1	50.0
08/01/2023	05:00	0	0	1	6	2	1	0	0	0	0	0	0	0	0	0	0	0	0	0	0	10	28.5	32.5	25 to 35	80.0	1	10.0
08/01/2023	06:00	0	1	5	8	5	3	0	0	0	0	0	0	0	0	0	0	0	0	0	0	22	28	35	20 to 30	59.1	3	13.6
08/01/2023	07:00	0	0	7	12	16	3	4	0	0	0	0	0	0	0	0	0	0	0	0	0	42	30.5	36.7	25 to 35	66.7	7	16.7
08/01/2023	08:00	1	0	5	16	13	6	1	0	0	0	0	0	0	0	0	0	0	0	0	0	42	29.6	35.8	25 to 35	69.0	7	16.7
08/01/2023	09:00	0	2	6	31	47	11	5	0	0	0	0	0	0	0	0	0	0	0	0	0	102	31	35.5	25 to 35	76.5	16	15.7
08/01/2023	10:00	1	1	9	45	52	20	5	0	0	0	0	0	0	0	0	0	0	0	0	0	133	30.9	36.2	25 to 35	72.9	25	18.8
08/01/2023	11:00	1	3	17	64	61	19	5	0	0	0	0	0	0	0	0	0	0	0	0	0	170	30	34.8	25 to 35	73.5	24	14.1
08/01/2023	12:00	1	3	12	52	69	22	5	3	1	0	0	0	0	0	0	0	0	0	0	0	168	31.1	36.4	25 to 35	72.0	31	18.5
08/01/2023	13:00	1	7	15	69	68	23	1	2	1	0	0	0	0	0	0	0	0	0	0	0	187	30	34.9	25 to 35	73.3	27	14.4
08/01/2023	14:00	2	8	19	69	70	12	5	0	0	0	0	0	0	0	0	0	0	0	0	0	185	29.3	34.2	25 to 35	75.1	17	9.2
08/01/2023	15:00	2	3	14	63	69	18	3	0	0	0	0	0	0	0	0	0	0	0	0	0	172	30	34.6	25 to 35	76.7	21	12.2
08/01/2023	16:00	2	3	18	52	53	11	6	0	0	0	0	0	0	0	0	0	0	0	0	0	145	29.5	34.5	25 to 35	72.4	17	11.7
08/01/2023	17:00	1	7	9	50	39	15	1	0	1	0	0	0	0	0	0	0	0	0	0	0	123	29.5	34.9	25 to 35	72.4	17	13.8
08/01/2023	18:00	4	4	17	41	40	15	3	1	0	0	0	0	0	0	0	0	0	0	0	0	125	29.2	35	25 to 35	64.8	19	15.2
08/01/2023	19:00	1	2	7	36	27	15	3	1	0	0	0	0	0	0	0	0	0	0	0	0	92	30.3	36.7	25 to 35	68.5	19	20.7
08/01/2023	20:00	0	0	10	23	18	9	3	0	1	0	0	0	0	0	0	0	0	0	0	0	64	30.5	36.7	25 to 35	64.1	13	20.3
08/01/2023	21:00	0	1	2	13	13	10	1	0	0	0	0	0	0	0	0	0	0	0	0	0	40	31.3	37.5	25 to 35	65.0	11	27.5
08/01/2023	22:00	0	0	1	11	9	5	1	0	0	0	0	0	0	0	0	0	0	0	0	0	27	31.1	37	25 to 35	74.1	6	22.2
08/01/2023	23:00	1	0	1	3	4	3	0	0	0	0	0	0	0	0	0	0	0	0	0	0	12	29.1	36.7	25 to 35	58.3	3	25.0
24 Hr Summary		19	47	177	673	684	228	55	7	4	0	0	0	0	0	0	0	0	0	0	0	1894	30.1	35.2	25 to 35	71.6	294	15.5

Incoming Histogram

Tithe Barn Lane (KL facing) December 2023

from Thu-Dec-22-2022-11-00-AM to Tue-Jan-10-2023-03-59-AM

Date	Starting Hr:min	<15	15 to <20	20 to <25	25 to <30	30 to <35	35 to <40	40 to <45	45 to <50	50 to <55	55 to <60	60 to <65	65 to <70	70 to <75	75 to <80	80 to <85	85 to <90	90 to <95	95 to <100	100 to >105	Total Counts	Avg Speed (MPH)	85pet Speed	10MPH Pace	% in pace	# of Speeders	% Speeders	
09/01/2023	00:00	1	0	0	0	4	0	0	1	0	0	0	0	0	0	0	0	0	0	0	0	6	30.3	35	25 to 35	66.7	1	16.7
09/01/2023	01:00	0	0	0	1	1	0	0	0	0	0	0	0	0	0	0	0	0	0	0	0	2	29.5	35	25 to 35	100.0	*	*
09/01/2023	02:00	0	0	0	2	2	0	0	0	0	0	0	0	0	0	0	0	0	0	0	0	4	29.5	32.5	25 to 35	100.0	*	*
09/01/2023	03:00	0	1	0	0	0	1	1	0	0	0	0	0	0	0	0	0	0	0	0	0	3	32	45	35 to 45	66.7	2	66.7
09/01/2023	04:00	0	0	1	5	2	4	0	0	0	0	0	0	0	0	0	0	0	0	0	0	12	30.8	37.5	25 to 35	58.3	4	33.3
09/01/2023	05:00	0	0	2	19	13	6	3	1	0	0	0	0	0	0	0	0	0	0	0	0	44	31.4	37.5	25 to 35	72.7	10	22.7
09/01/2023	06:00	0	2	2	32	33	13	5	0	0	0	0	0	0	0	0	0	0	0	0	0	87	31.3	36.9	25 to 35	74.7	18	20.7
09/01/2023	07:00	1	2	21	131	84	18	5	1	0	0	0	0	0	0	0	0	0	0	0	0	263	29.6	34.1	25 to 35	81.7	24	9.1
09/01/2023	08:00	4	10	28	105	119	30	9	0	0	0	0	0	0	0	0	0	0	0	0	0	305	29.9	34.7	25 to 35	73.4	39	12.8
09/01/2023	09:00	1	3	18	77	46	14	7	0	0	0	0	0	0	0	0	0	0	0	0	0	166	29.5	34.6	25 to 35	74.1	21	12.7
09/01/2023	10:00	2	6	15	64	67	16	0	1	0	0	0	0	0	0	0	0	0	0	0	0	171	29.5	34.3	25 to 35	76.6	17	9.9
09/01/2023	11:00	2	6	19	56	52	14	7	1	0	0	0	0	0	0	0	0	0	0	0	0	157	29.6	34.8	25 to 35	68.8	22	14.0
09/01/2023	12:00	3	3	26	77	59	22	1	1	0	0	0	0	0	0	0	0	0	0	0	0	192	29.2	34.6	25 to 35	70.8	24	12.5
09/01/2023	13:00	4	2	21	70	74	21	5	1	0	0	0	0	0	0	0	0	0	0	0	0	198	29.8	34.8	25 to 35	72.7	27	13.6
09/01/2023	14:00	4	10	22	109	73	25	4	0	0	0	0	0	0	0	0	0	0	0	0	0	247	29	34.5	25 to 35	73.7	29	11.7
09/01/2023	15:00	11	3	39	112	73	15	5	1	0	0	0	0	0	0	0	0	0	0	0	0	259	28.1	33.8	25 to 35	71.4	21	8.1
09/01/2023	16:00	10	9	19	109	80	29	4	1	0	0	0	0	0	0	0	0	0	0	0	0	261	29	34.7	25 to 35	72.4	34	13.0
09/01/2023	17:00	3	6	21	111	77	29	2	0	0	0	0	0	0	0	0	0	0	0	0	0	249	29.4	34.6	25 to 35	75.5	31	12.4
09/01/2023	18:00	6	4	25	65	57	21	5	0	1	0	0	0	0	0	0	0	0	0	0	0	184	29.2	34.9	25 to 35	66.3	27	14.7
09/01/2023	19:00	4	4	26	48	33	16	2	0	0	0	0	0	0	0	0	0	0	0	0	0	133	28.2	34.7	25 to 35	60.9	18	13.5
09/01/2023	20:00	1	7	9	26	20	12	2	1	0	0	0	0	0	0	0	0	0	0	0	0	78	29.1	36.2	25 to 35	59.0	15	19.2
09/01/2023	21:00	0	1	5	18	25	8	4	1	0	0	0	0	0	0	0	0	0	0	0	0	62	31.3	37.5	25 to 35	69.4	13	21.0
09/01/2023	22:00	0	1	5	12	14	10	0	0	0	0	0	0	0	0	0	0	0	0	0	0	42	30.4	37	25 to 35	61.9	10	23.8
09/01/2023	23:00	1	0	3	3	5	1	0	0	0	0	0	0	0	0	0	0	0	0	0	0	13	27.5	34	25 to 35	61.5	1	7.7
24 Hr Summary		58	80	327	1252	1013	325	71	11	1	0	0	0	0	0	0	0	0	0	0	0	3138	29.4	34.7	25 to 35	72.2	408	13.0

Incoming Histogram

Tithe Barn Lane (KL facing) December 2023

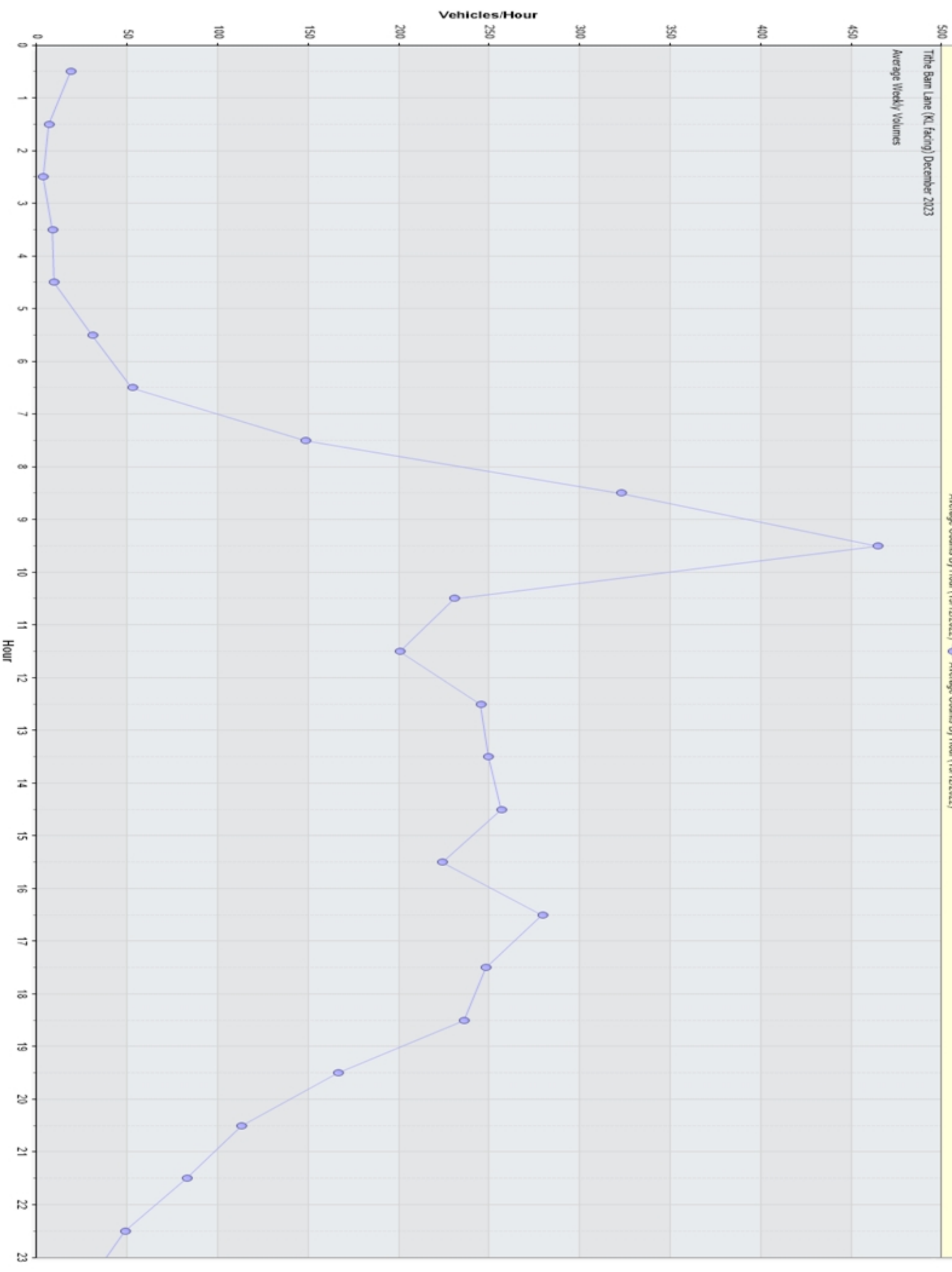
from Thu-Dec-22-2022-11-00-AM to Tue-Jan-10-2023-03-59-AM

Date	Starting Hr:min	<15	15 to <20	20 to <25	25 to <30	30 to <35	35 to <40	40 to <45	45 to <50	50 to <55	55 to <60	60 to <65	65 to <70	70 to <75	75 to <80	80 to <85	85 to <90	90 to <95	95 to <100	100 to >105	Total Counts	Avg Speed (MPH)	85pct Speed	10MPH Pace	% in pace	# of Speeders	% Speeders	
10/01/2023	00:00	0	0	1	2	4	2	1	0	0	0	0	0	0	0	0	0	0	0	0	0	10	32.1	37.5	25 to 35	60.0	3	30.0
10/01/2023	01:00	0	0	0	3	0	0	0	0	0	0	0	0	0	0	0	0	0	0	0	0	3	27	30	20 to 30	100.0	*	*
10/01/2023	02:00	0	0	0	2	2	0	0	0	0	0	0	0	0	0	0	0	0	0	0	0	4	29.8	32.5	25 to 35	100.0	*	*
10/01/2023	03:00	0	0	0	0	1	0	1	1	0	0	0	0	0	0	0	0	0	0	0	0	3	40.3	50	40 to 50	66.7	2	66.7
10/01/2023	04:00	*	*	*	*	*	*	*	*	*	*	*	*	*	*	*	*	*	*	*	*	*	*	*	*	*	*	*
10/01/2023	05:00	*	*	*	*	*	*	*	*	*	*	*	*	*	*	*	*	*	*	*	*	*	*	*	*	*	*	*
10/01/2023	06:00	*	*	*	*	*	*	*	*	*	*	*	*	*	*	*	*	*	*	*	*	*	*	*	*	*	*	*
10/01/2023	07:00	*	*	*	*	*	*	*	*	*	*	*	*	*	*	*	*	*	*	*	*	*	*	*	*	*	*	*
10/01/2023	08:00	*	*	*	*	*	*	*	*	*	*	*	*	*	*	*	*	*	*	*	*	*	*	*	*	*	*	*
10/01/2023	09:00	*	*	*	*	*	*	*	*	*	*	*	*	*	*	*	*	*	*	*	*	*	*	*	*	*	*	*
10/01/2023	10:00	*	*	*	*	*	*	*	*	*	*	*	*	*	*	*	*	*	*	*	*	*	*	*	*	*	*	*
10/01/2023	11:00	*	*	*	*	*	*	*	*	*	*	*	*	*	*	*	*	*	*	*	*	*	*	*	*	*	*	*
10/01/2023	12:00	*	*	*	*	*	*	*	*	*	*	*	*	*	*	*	*	*	*	*	*	*	*	*	*	*	*	*
10/01/2023	13:00	*	*	*	*	*	*	*	*	*	*	*	*	*	*	*	*	*	*	*	*	*	*	*	*	*	*	*
10/01/2023	14:00	*	*	*	*	*	*	*	*	*	*	*	*	*	*	*	*	*	*	*	*	*	*	*	*	*	*	*
10/01/2023	15:00	*	*	*	*	*	*	*	*	*	*	*	*	*	*	*	*	*	*	*	*	*	*	*	*	*	*	*
10/01/2023	16:00	*	*	*	*	*	*	*	*	*	*	*	*	*	*	*	*	*	*	*	*	*	*	*	*	*	*	*
10/01/2023	17:00	*	*	*	*	*	*	*	*	*	*	*	*	*	*	*	*	*	*	*	*	*	*	*	*	*	*	*
10/01/2023	18:00	*	*	*	*	*	*	*	*	*	*	*	*	*	*	*	*	*	*	*	*	*	*	*	*	*	*	*
10/01/2023	19:00	*	*	*	*	*	*	*	*	*	*	*	*	*	*	*	*	*	*	*	*	*	*	*	*	*	*	*
10/01/2023	20:00	*	*	*	*	*	*	*	*	*	*	*	*	*	*	*	*	*	*	*	*	*	*	*	*	*	*	*
10/01/2023	21:00	*	*	*	*	*	*	*	*	*	*	*	*	*	*	*	*	*	*	*	*	*	*	*	*	*	*	*
10/01/2023	22:00	*	*	*	*	*	*	*	*	*	*	*	*	*	*	*	*	*	*	*	*	*	*	*	*	*	*	*
10/01/2023	23:00	*	*	*	*	*	*	*	*	*	*	*	*	*	*	*	*	*	*	*	*	*	*	*	*	*	*	*
24 Hr Summary		0	0	1	7	7	2	2	1	0	0	0	0	0	0	0	0	0	0	0	0	20	32.1	40	25 to 35	70.0	5	25.0

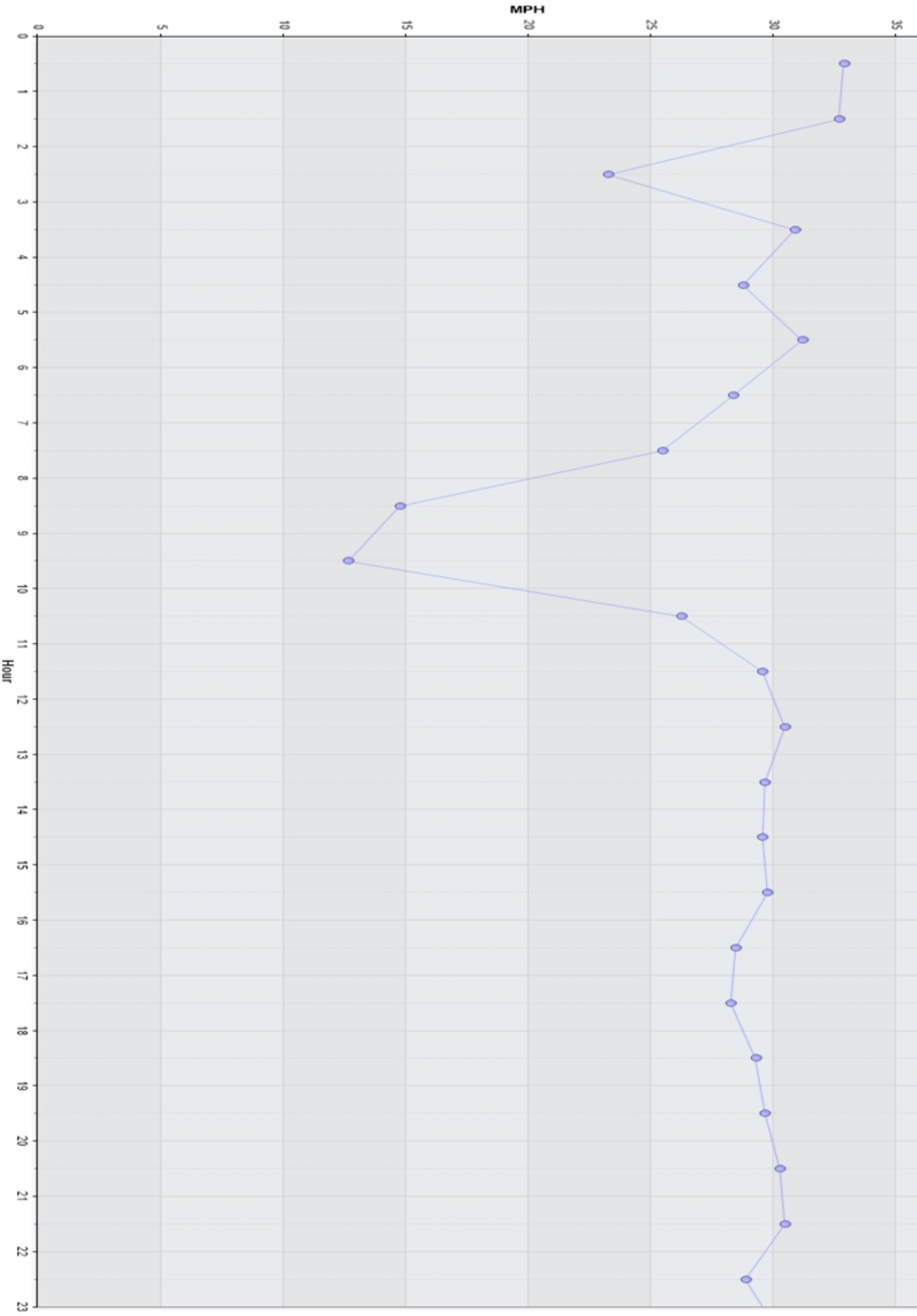
Title Barn Lane (KL Facing) December 2023

Average Weekly Volumes

Incoming Average Hourly Volume for Week of 19/12/2022
Average Counts By Hour (19/12/2022) ◆ Average Counts By Hour (19/12/2022)



Average Weekly Speeds



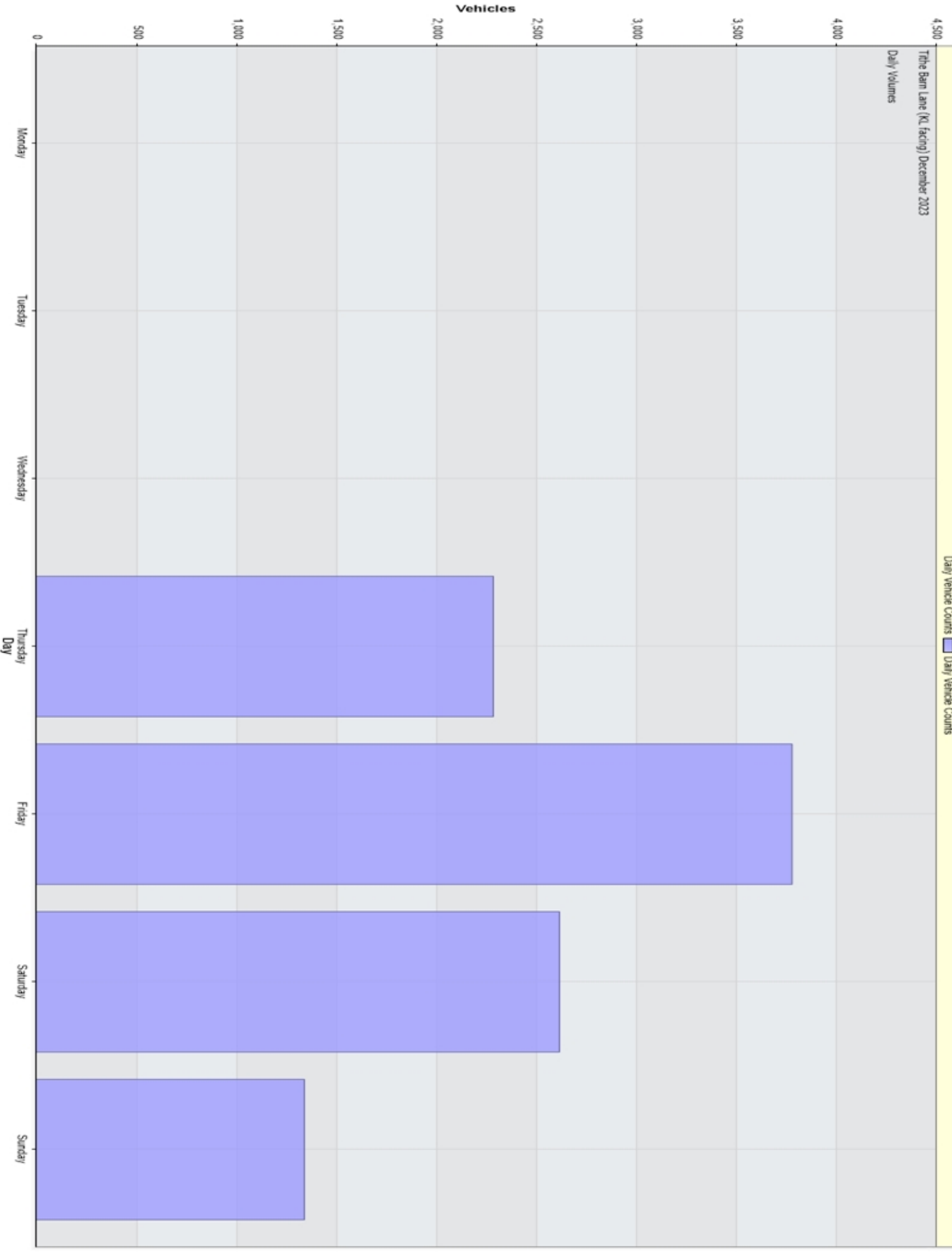
Incoming: Daily Volume for Week of 19/12/2022

Day/ Vehicle Counts

Day/ Vehicle Counts

The Barr Lane (K. Facility) December 2023

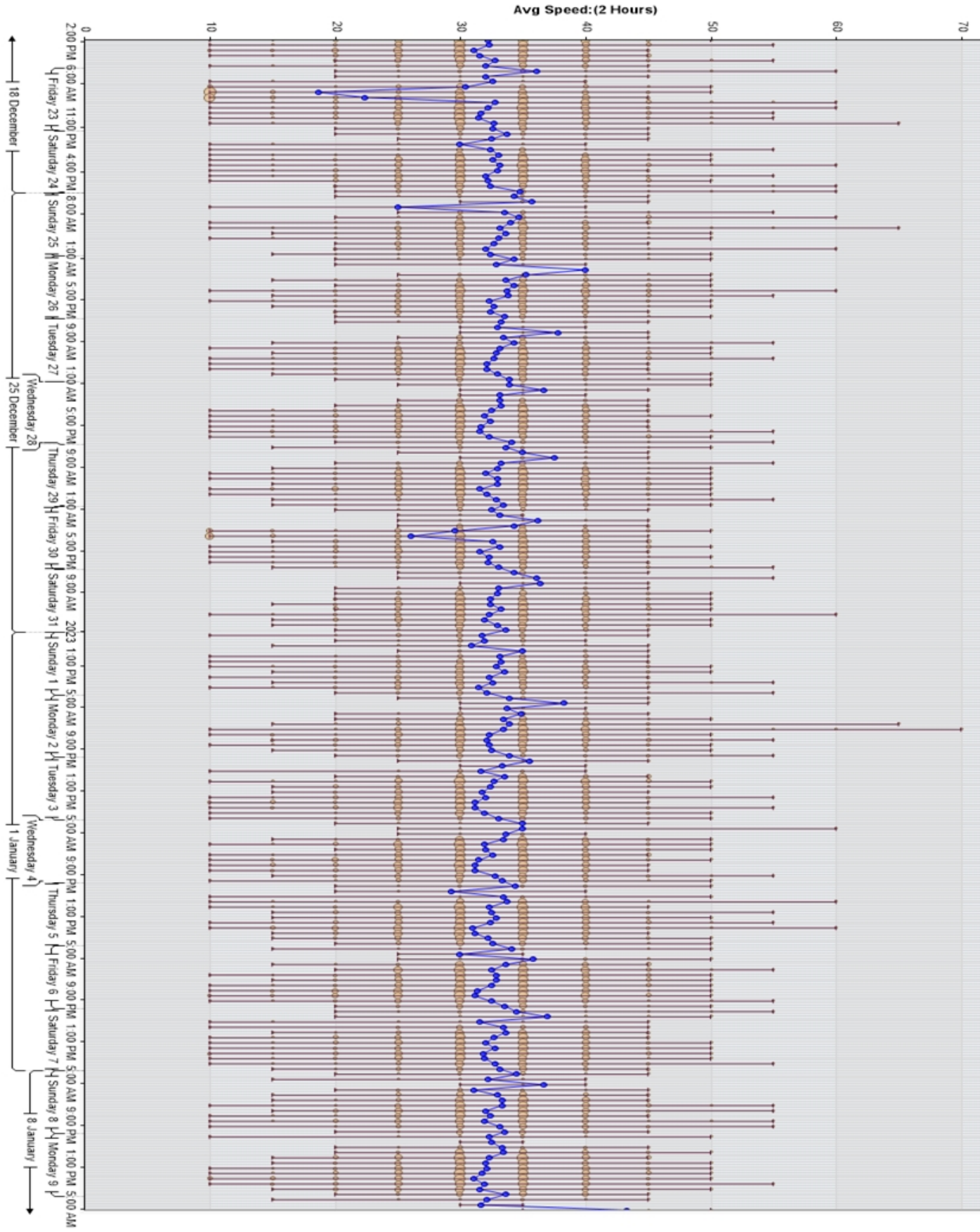
Day/ Volumes

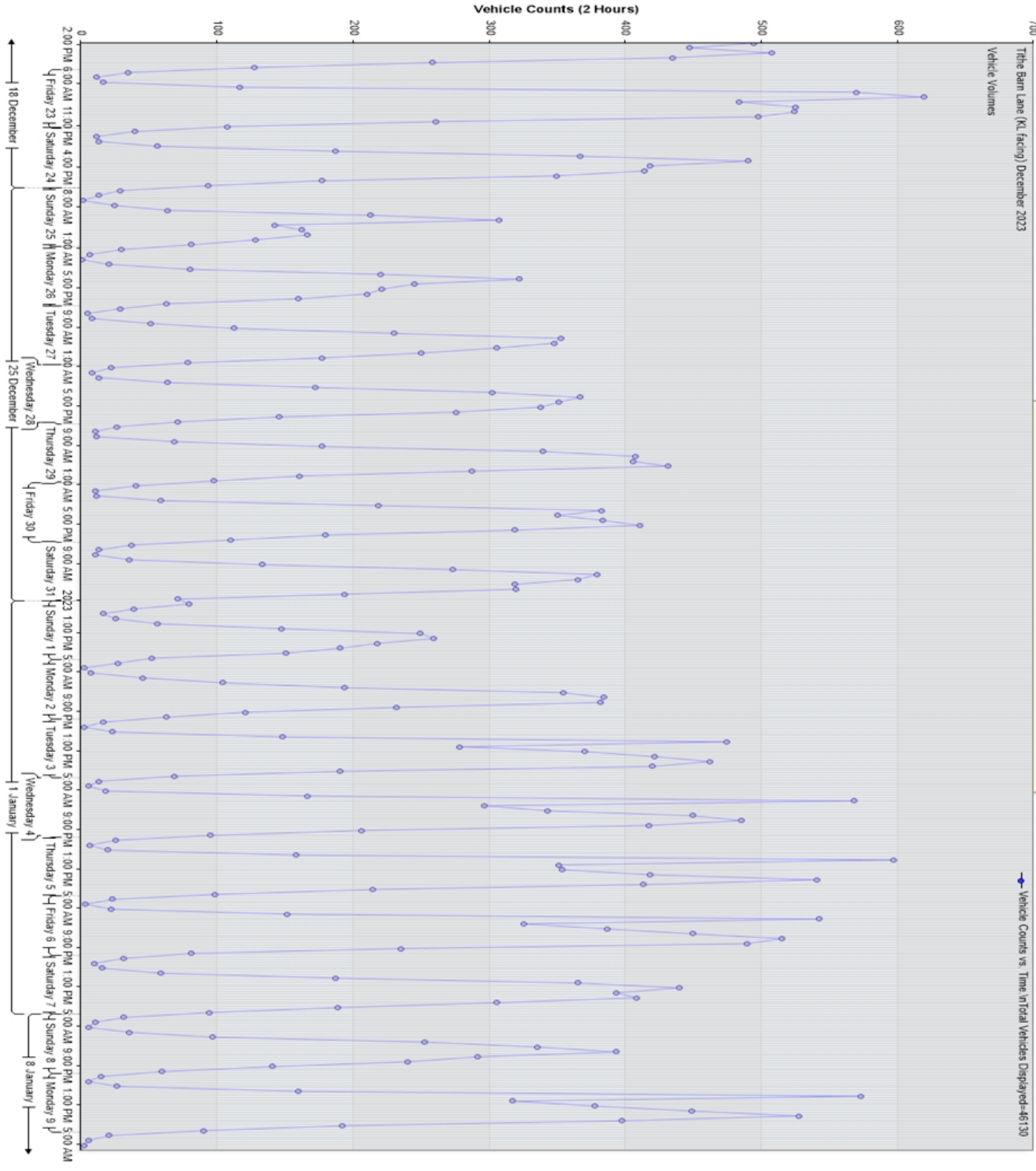


Tribble Barn Lane (KL facing) December 2023

Average Speed Chart

—●— Average Vehicle Speed
● Total Vehicles Displayed=46130
● Vehicles Detected
(size of bubble = vehicle density)
22/12/2022 13:15:00 through 10/1/2023 05:15:00

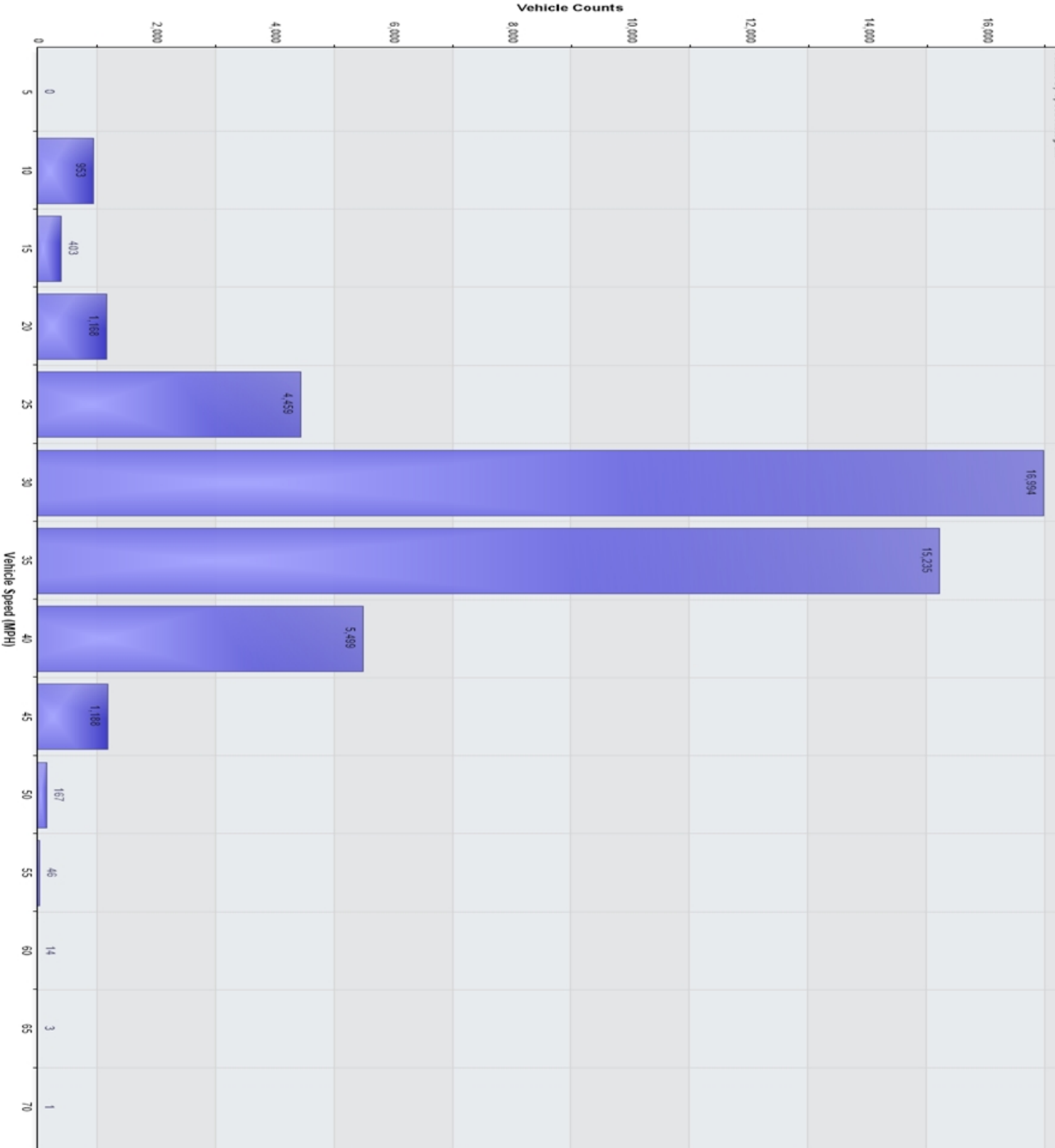




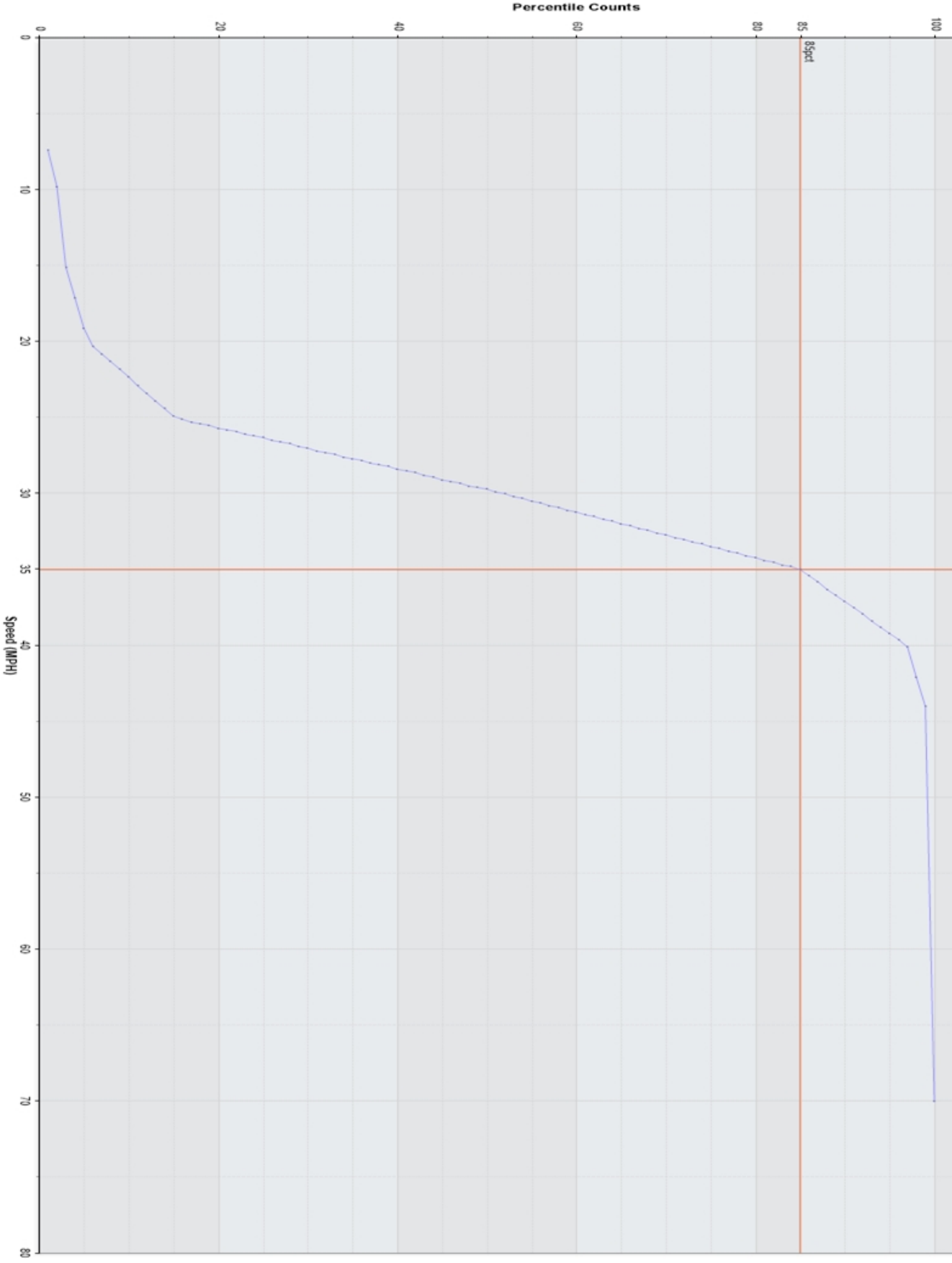
Vehicle Counts Vs. Speed [Tribble Barn Lane (KL facing) December 2023: Incoming]

46,130 Counts

Tribble Barn Lane (KL facing) December 2023
Volume By Speed Histogram



SSM: Pct Speed: 35.0 MPH
Vehicles in data=6130
22/12/2022 11:00:00 to 10/01/2023 03:59:59



35.0(MPH)

85 pct