

For Project: Knoll Lane October 2019
 Project Notes:
 Location/Name: Incoming
 Report Generated: 24/11/2021 12:13
 Speed Intervals: 5 MPH
 Time Intervals: Instant
 Traffic Report From: 24/09/2019 10:00:00 through 29/10/2019 13:59:59
 85th Percentile Speed: 38 MPH
 85th Percentile Vehicles: 83232
 Max Speed: 75 MPH on 24/09/2019 17:50:00
 Total Vehicles: 97920
 AADT: 2784

Volumes - weekly counts

Time	5 Day	7 Day
Average Daily	4114	3955
AM Peak 07:00	314	266
PM Peak 04:00	460	402

Speed

Speed Limit: 35
 85th Percentile Speed: 38
 Average Speed: 31.96

	Monday	Tuesday	Wednesday	Thursday	Friday	Saturday	Sunday
Count over limit	3326	4450	4620	3764	3854	3633	2870
% over limit	25.2	26.1	25.6	26.9	27.0	30.5	30.3
Avg Speeder	39.2	39.2	39.1	39.2	39.2	39.4	39.4

Day/Time Ending	85th pctl (MPH)	85th pctl cnts	Total Cnts	Max Speed	Avg Speeder	% Speeders
24/09/2019 11:00:00 AM	37.2	130	153	45	38.0	24.8%
24/09/2019 12:00:00 PM	38.5	194	228	50	39.5	28.9%
24/09/2019 01:00:00 PM	38.3	221	260	50	39.1	29.2%
24/09/2019 02:00:00 PM	38.3	273	321	50	38.9	29.9%
24/09/2019 03:00:00 PM	37.9	348	410	55	39.2	26.3%
24/09/2019 04:00:00 PM	38.1	317	373	55	38.9	29.0%
24/09/2019 05:00:00 PM	37.9	368	433	55	39.3	25.9%
24/09/2019 06:00:00 PM	37.9	309	363	75	39.9	25.9%
24/09/2019 07:00:00 PM	37.6	234	275	60	39.8	24.0%
24/09/2019 08:00:00 PM	37.4	143	168	50	39.1	22.6%
24/09/2019 09:00:00 PM	39.0	102	120	50	39.7	30.8%
24/09/2019 10:00:00 PM	37.9	65	77	50	39.3	26.0%
24/09/2019 11:00:00 PM	41.0	31	37	55	40.6	43.2%
25/09/2019 12:00:00 AM	42.5	20	24	50	41.9	37.5%
25/09/2019 01:00:00 AM	38.3	5	6	40	37.5	50.0%
25/09/2019 02:00:00 AM	42.5	8	9	45	39.5	55.6%
25/09/2019 03:00:00 AM	38.3	8	10	55	41.3	40.0%
25/09/2019 04:00:00 AM	42.5	20	24	50	40.6	54.2%
25/09/2019 05:00:00 AM	37.0	18	21	40	37.5	23.8%
25/09/2019 06:00:00 AM	39.5	62	73	55	39.8	41.1%
25/09/2019 07:00:00 AM	39.4	147	173	50	39.3	37.6%
25/09/2019 08:00:00 AM	38.5	208	245	50	38.7	34.7%
25/09/2019 09:00:00 AM	37.8	194	228	50	38.1	29.8%
25/09/2019 10:00:00 AM	37.6	165	194	55	39.0	24.7%
25/09/2019 11:00:00 AM	38.8	198	233	60	39.6	30.5%
25/09/2019 12:00:00 PM	37.8	228	268	50	39.0	26.5%
25/09/2019 01:00:00 PM	38.7	212	250	50	38.8	34.8%
25/09/2019 02:00:00 PM	37.6	271	319	50	39.4	23.5%
25/09/2019 03:00:00 PM	37.4	354	417	50	38.5	25.2%
25/09/2019 04:00:00 PM	35.9	333	392	60	39.4	17.3%
25/09/2019 05:00:00 PM	37.2	421	495	50	38.9	22.2%
25/09/2019 06:00:00 PM	36.2	325	382	55	39.7	17.8%
25/09/2019 07:00:00 PM	37.1	228	268	50	39.1	20.9%
25/09/2019 08:00:00 PM	37.1	151	178	50	39.2	21.9%
25/09/2019 09:00:00 PM	38.6	116	136	60	39.6	29.4%
25/09/2019 10:00:00 PM	42.1	60	70	55	41.2	37.1%
25/09/2019 11:00:00 PM	38.8	35	41	50	41.4	22.0%
26/09/2019 12:00:00 AM	40.0	23	27	70	43.6	33.3%
26/09/2019 01:00:00 AM	45.0	10	12	55	42.5	50.0%
26/09/2019 02:00:00 AM	40.0	8	10	45	38.9	70.0%
26/09/2019 03:00:00 AM	40.0	6	7	45	39.2	42.9%
26/09/2019 04:00:00 AM	40.0	20	23	50	40.4	30.4%
26/09/2019 05:00:00 AM	39.2	18	21	55	40.0	38.1%
26/09/2019 06:00:00 AM	39.0	65	76	60	39.5	35.5%
26/09/2019 07:00:00 AM	38.8	218	257	50	39.0	36.2%
26/09/2019 08:00:00 AM	37.5	298	351	45	38.5	25.4%
26/09/2019 09:00:00 AM	38.5	204	240	55	38.9	35.0%
26/09/2019 10:00:00 AM	38.6	165	194	50	39.3	29.4%
26/09/2019 11:00:00 AM	38.4	194	228	50	38.5	33.8%

26/09/2019 12:00:00 PM	38.9	186	219	60	39.2	38.4%
26/09/2019 01:00:00 PM	38.8	230	270	65	39.7	29.6%
26/09/2019 02:00:00 PM	37.7	269	316	60	39.1	25.6%
26/09/2019 03:00:00 PM	36.6	332	391	50	38.4	20.5%
26/09/2019 04:00:00 PM	37.5	339	399	55	38.6	25.6%
26/09/2019 05:00:00 PM	37.9	407	479	60	39.0	26.3%
26/09/2019 06:00:00 PM	36.8	360	423	55	38.9	21.0%
26/09/2019 07:00:00 PM	35.6	235	277	55	38.8	17.0%
26/09/2019 08:00:00 PM	37.1	165	194	60	39.5	22.2%
26/09/2019 09:00:00 PM	39.3	100	118	55	40.1	30.5%
26/09/2019 10:00:00 PM	38.3	74	87	50	40.4	24.1%
26/09/2019 11:00:00 PM	40.8	48	56	55	40.5	39.3%
27/09/2019 12:00:00 AM	43.8	25	29	50	40.8	51.7%
27/09/2019 01:00:00 AM	50.0	10	12	55	44.4	66.7%
27/09/2019 02:00:00 AM	40.0	7	8	45	38.5	62.5%
27/09/2019 03:00:00 AM	35.0	10	12	45	42.5	16.7%
27/09/2019 04:00:00 AM	40.0	8	10	55	40.8	60.0%
27/09/2019 05:00:00 AM	43.8	19	22	50	40.4	63.6%
27/09/2019 06:00:00 AM	40.5	65	77	50	40.2	36.4%
27/09/2019 07:00:00 AM	38.9	190	223	50	39.1	34.5%
27/09/2019 08:00:00 AM	38.4	244	287	50	38.8	31.0%
27/09/2019 09:00:00 AM	38.2	226	266	50	38.7	29.3%
27/09/2019 10:00:00 AM	37.7	224	263	50	38.0	28.9%
27/09/2019 11:00:00 AM	38.4	198	233	50	39.0	29.2%
27/09/2019 12:00:00 PM	38.1	244	287	50	39.1	26.8%
27/09/2019 01:00:00 PM	39.2	218	257	55	39.8	33.1%
27/09/2019 02:00:00 PM	38.2	275	324	60	39.3	28.7%
27/09/2019 03:00:00 PM	37.6	353	415	55	38.4	26.7%
27/09/2019 04:00:00 PM	37.6	363	427	55	38.9	24.8%
27/09/2019 05:00:00 PM	37.7	393	462	60	39.4	24.2%
27/09/2019 06:00:00 PM	37.0	330	388	60	38.9	21.9%
27/09/2019 07:00:00 PM	37.3	233	274	55	39.3	22.6%
27/09/2019 08:00:00 PM	38.9	150	176	55	39.6	31.8%
27/09/2019 09:00:00 PM	38.9	109	128	50	39.8	28.9%
27/09/2019 10:00:00 PM	37.6	88	103	50	39.2	23.3%
27/09/2019 11:00:00 PM	38.8	71	84	50	39.8	31.0%
28/09/2019 12:00:00 AM	39.6	48	57	55	40.6	36.8%
28/09/2019 01:00:00 AM	39.4	18	21	50	38.9	52.4%
28/09/2019 02:00:00 AM	42.5	14	16	45	40.0	50.0%
28/09/2019 03:00:00 AM	41.7	8	10	45	40.5	50.0%
28/09/2019 04:00:00 AM	35.0	6	7	40	37.5	14.3%
28/09/2019 05:00:00 AM	42.5	14	16	50	42.5	25.0%
28/09/2019 06:00:00 AM	40.0	31	36	45	39.6	33.3%
28/09/2019 07:00:00 AM	40.4	85	100	50	39.3	49.0%
28/09/2019 08:00:00 AM	41.1	139	163	55	40.5	39.3%
28/09/2019 09:00:00 AM	39.1	197	232	65	39.6	34.5%
28/09/2019 10:00:00 AM	38.5	264	311	50	39.1	30.9%
28/09/2019 11:00:00 AM	39.1	258	304	55	39.5	36.8%
28/09/2019 12:00:00 PM	38.8	252	297	60	39.5	32.7%
28/09/2019 01:00:00 PM	34.9	276	325	55	39.1	14.5%

28/09/2019 02:00:00 PM	38.0	256	301	55	38.9	27.6%
28/09/2019 03:00:00 PM	37.8	269	317	50	38.3	28.4%
28/09/2019 04:00:00 PM	38.9	231	272	50	38.9	37.1%
28/09/2019 05:00:00 PM	38.6	259	305	60	39.1	34.4%
28/09/2019 06:00:00 PM	38.6	245	288	55	39.4	32.6%
28/09/2019 07:00:00 PM	38.2	169	199	55	39.2	29.6%
28/09/2019 08:00:00 PM	36.1	133	157	60	40.8	17.2%
28/09/2019 09:00:00 PM	38.6	103	121	55	39.6	29.8%
28/09/2019 10:00:00 PM	38.6	74	87	50	39.1	33.3%
28/09/2019 11:00:00 PM	37.4	73	86	50	39.2	24.4%
29/09/2019 12:00:00 AM	39.2	44	52	50	39.4	34.6%
29/09/2019 01:00:00 AM	40.0	21	25	50	40.8	36.0%
29/09/2019 02:00:00 AM	38.6	26	30	50	39.7	30.0%
29/09/2019 03:00:00 AM	40.0	18	21	55	41.3	38.1%
29/09/2019 04:00:00 AM	38.3	18	21	60	44.5	23.8%
29/09/2019 05:00:00 AM	30.0	30	35	40	37.5	5.7%
29/09/2019 06:00:00 AM	39.0	19	22	45	38.0	50.0%
29/09/2019 07:00:00 AM	39.3	40	47	60	39.5	42.6%
29/09/2019 08:00:00 AM	39.4	55	65	50	38.7	50.8%
29/09/2019 09:00:00 AM	40.6	93	109	60	41.0	40.4%
29/09/2019 10:00:00 AM	38.2	167	197	50	39.2	28.4%
29/09/2019 11:00:00 AM	38.1	228	268	60	39.1	28.4%
29/09/2019 12:00:00 PM	38.5	255	300	50	39.4	27.7%
29/09/2019 01:00:00 PM	38.1	201	236	55	39.2	27.1%
29/09/2019 02:00:00 PM	38.7	227	267	65	39.2	33.7%
29/09/2019 03:00:00 PM	38.4	235	276	55	39.6	27.2%
29/09/2019 04:00:00 PM	38.0	225	265	60	39.0	27.2%
29/09/2019 05:00:00 PM	37.6	200	235	50	38.7	26.4%
29/09/2019 06:00:00 PM	39.1	187	220	55	39.4	34.5%
29/09/2019 07:00:00 PM	38.5	148	174	55	40.1	27.0%
29/09/2019 08:00:00 PM	38.7	92	108	55	39.2	32.4%
29/09/2019 09:00:00 PM	37.1	61	72	45	38.4	23.6%
29/09/2019 10:00:00 PM	40.0	39	46	50	39.9	41.3%
29/09/2019 11:00:00 PM	41.2	23	27	50	40.2	40.7%
30/09/2019 12:00:00 AM	38.0	15	18	45	38.3	33.3%
30/09/2019 01:00:00 AM	37.5	4	5	40	37.5	40.0%
30/09/2019 02:00:00 AM	50.0	8	9	55	42.5	77.8%
30/09/2019 03:00:00 AM	40.0	3	3	40	37.5	33.3%
30/09/2019 04:00:00 AM	41.7	13	15	45	40.5	33.3%
30/09/2019 05:00:00 AM	40.0	20	23	55	39.8	47.8%
30/09/2019 06:00:00 AM	41.7	60	70	55	40.6	44.3%
30/09/2019 07:00:00 AM	38.9	196	231	50	39.2	32.9%
30/09/2019 08:00:00 AM	38.7	227	267	55	39.3	31.1%
30/09/2019 09:00:00 AM	38.2	201	236	45	38.4	31.8%
30/09/2019 10:00:00 AM	39.3	150	177	55	40.0	35.0%
30/09/2019 11:00:00 AM	38.1	184	216	50	38.5	30.1%
30/09/2019 12:00:00 PM	39.1	233	274	55	39.4	35.4%
30/09/2019 01:00:00 PM	39.3	222	261	50	39.2	39.1%
30/09/2019 02:00:00 PM	37.9	285	335	60	39.5	25.1%
30/09/2019 03:00:00 PM	37.1	316	372	50	38.4	23.7%

30/09/2019 04:00:00 PM	38.3	325	382	55	39.5	26.7%
30/09/2019 05:00:00 PM	36.9	375	441	55	39.1	21.1%
30/09/2019 06:00:00 PM	36.4	324	381	55	38.9	19.2%
30/09/2019 07:00:00 PM	34.9	209	246	55	39.6	14.2%
30/09/2019 08:00:00 PM	36.3	140	165	50	38.3	20.0%
30/09/2019 09:00:00 PM	39.0	62	73	55	40.3	31.5%
30/09/2019 10:00:00 PM	38.6	58	68	50	39.3	29.4%
30/09/2019 11:00:00 PM	41.2	25	29	55	40.4	41.4%
01/10/2019 12:00:00 AM	40.0	18	21	45	39.4	38.1%
01/10/2019 01:00:00 AM	38.3	6	7	40	37.5	42.9%
01/10/2019 02:00:00 AM	39.0	9	11	45	38.3	54.5%
01/10/2019 03:00:00 AM	45.0	5	6	55	44.2	50.0%
01/10/2019 04:00:00 AM	35.0	15	18	40	37.5	16.7%
01/10/2019 05:00:00 AM	40.0	26	31	50	40.2	41.9%
01/10/2019 06:00:00 AM	38.5	78	92	50	39.6	28.3%
01/10/2019 07:00:00 AM	38.0	198	233	50	39.1	27.0%
01/10/2019 08:00:00 AM	38.0	284	334	60	39.5	26.0%
01/10/2019 09:00:00 AM	38.3	197	232	50	39.0	30.6%
01/10/2019 10:00:00 AM	37.5	190	224	50	38.8	24.6%
01/10/2019 11:00:00 AM	39.2	177	208	65	39.6	34.1%
01/10/2019 12:00:00 PM	38.0	183	215	50	38.5	29.3%
01/10/2019 01:00:00 PM	37.6	213	251	55	39.4	24.7%
01/10/2019 02:00:00 PM	37.7	291	342	55	38.9	25.4%
01/10/2019 03:00:00 PM	37.4	315	371	55	39.3	23.5%
01/10/2019 04:00:00 PM	37.4	343	403	50	38.7	24.3%
01/10/2019 05:00:00 PM	36.9	369	434	50	39.0	21.2%
01/10/2019 06:00:00 PM	37.0	317	373	55	39.2	21.4%
01/10/2019 07:00:00 PM	34.8	211	248	50	39.0	13.3%
01/10/2019 08:00:00 PM	37.1	150	176	55	39.0	22.7%
01/10/2019 09:00:00 PM	37.5	107	126	50	39.9	23.0%
01/10/2019 10:00:00 PM	38.5	69	81	50	39.4	29.6%
01/10/2019 11:00:00 PM	40.8	36	42	50	40.2	35.7%
02/10/2019 12:00:00 AM	43.8	19	22	50	41.9	40.9%
02/10/2019 01:00:00 AM	40.0	4	5	45	40.0	40.0%
02/10/2019 02:00:00 AM	42.5	7	8	45	40.0	50.0%
02/10/2019 03:00:00 AM	45.0	8	9	50	42.5	33.3%
02/10/2019 04:00:00 AM	45.0	17	20	60	43.4	55.0%
02/10/2019 05:00:00 AM	45.0	24	28	55	43.0	39.3%
02/10/2019 06:00:00 AM	38.8	71	84	55	39.8	33.3%
02/10/2019 07:00:00 AM	39.2	198	233	50	39.4	33.9%
02/10/2019 08:00:00 AM	38.2	242	285	50	38.4	31.9%
02/10/2019 09:00:00 AM	38.5	223	262	55	38.8	33.2%
02/10/2019 10:00:00 AM	38.2	173	204	50	39.2	28.4%
02/10/2019 11:00:00 AM	37.8	175	206	50	39.4	24.8%
02/10/2019 12:00:00 PM	38.1	192	226	60	38.9	30.5%
02/10/2019 01:00:00 PM	38.8	227	267	65	39.6	30.3%
02/10/2019 02:00:00 PM	38.3	283	333	50	39.2	27.9%
02/10/2019 03:00:00 PM	37.3	326	384	50	38.5	24.7%
02/10/2019 04:00:00 PM	38.3	332	391	55	39.1	29.2%
02/10/2019 05:00:00 PM	35.8	409	481	50	39.3	17.0%

02/10/2019 06:00:00 PM	36.6	346	407	55	38.5	20.6%
02/10/2019 07:00:00 PM	36.1	239	281	55	39.7	17.8%
02/10/2019 08:00:00 PM	37.9	156	184	50	39.0	26.1%
02/10/2019 09:00:00 PM	39.0	86	101	55	41.6	26.7%
02/10/2019 10:00:00 PM	40.4	82	96	55	39.9	41.7%
02/10/2019 11:00:00 PM	41.0	33	39	65	41.3	41.0%
03/10/2019 12:00:00 AM	43.3	20	24	60	43.0	45.8%
03/10/2019 01:00:00 AM	45.0	7	8	55	43.5	62.5%
03/10/2019 02:00:00 AM	40.0	12	14	55	40.8	42.9%
03/10/2019 03:00:00 AM	38.3	8	9	40	37.5	33.3%
03/10/2019 04:00:00 AM	39.3	15	18	50	39.2	50.0%
03/10/2019 05:00:00 AM	39.4	19	22	55	40.0	45.5%
03/10/2019 06:00:00 AM	40.9	69	81	60	39.8	50.6%
03/10/2019 07:00:00 AM	39.2	229	269	60	39.3	37.5%
03/10/2019 08:00:00 AM	38.6	267	314	50	39.1	32.8%
03/10/2019 09:00:00 AM	38.1	210	247	50	38.7	28.3%
03/10/2019 10:00:00 AM	38.5	167	196	50	39.6	28.6%
03/10/2019 11:00:00 AM	37.2	199	234	50	39.8	20.5%
03/10/2019 12:00:00 PM	37.8	209	246	55	39.1	25.6%
03/10/2019 01:00:00 PM	38.0	219	258	50	39.2	26.4%
03/10/2019 02:00:00 PM	36.5	275	323	50	38.7	19.5%
03/10/2019 03:00:00 PM	37.7	323	380	50	38.7	26.1%
03/10/2019 04:00:00 PM	38.0	322	379	55	39.2	26.1%
03/10/2019 05:00:00 PM	37.7	417	491	55	39.2	25.3%
03/10/2019 06:00:00 PM	36.7	345	406	50	39.0	20.0%
03/10/2019 07:00:00 PM	36.4	224	263	50	38.6	19.4%
03/10/2019 08:00:00 PM	37.9	176	207	55	40.0	24.2%
03/10/2019 09:00:00 PM	39.2	97	114	55	40.5	28.9%
03/10/2019 10:00:00 PM	37.5	65	77	55	39.6	24.7%
03/10/2019 11:00:00 PM	39.6	46	54	50	39.9	35.2%
04/10/2019 12:00:00 AM	38.0	16	19	45	38.3	31.6%
04/10/2019 01:00:00 AM	40.0	3	3	40	37.5	33.3%
04/10/2019 02:00:00 AM	40.0	10	12	50	40.4	58.3%
04/10/2019 03:00:00 AM	43.3	6	7	45	41.3	57.1%
04/10/2019 04:00:00 AM	41.7	12	14	45	39.6	50.0%
04/10/2019 05:00:00 AM	38.0	21	25	45	38.9	28.0%
04/10/2019 06:00:00 AM	40.0	62	73	55	40.2	42.5%
04/10/2019 07:00:00 AM	39.5	190	224	55	39.6	37.9%
04/10/2019 08:00:00 AM	38.4	285	335	50	38.8	32.2%
04/10/2019 09:00:00 AM	37.9	231	272	55	38.7	28.7%
04/10/2019 10:00:00 AM	37.4	198	233	50	38.6	24.5%
04/10/2019 11:00:00 AM	37.8	209	246	60	39.4	25.2%
04/10/2019 12:00:00 PM	38.4	230	271	45	38.6	32.1%
04/10/2019 01:00:00 PM	38.8	244	287	55	39.7	31.0%
04/10/2019 02:00:00 PM	37.5	294	346	50	39.1	23.4%
04/10/2019 03:00:00 PM	37.7	336	395	50	38.4	27.8%
04/10/2019 04:00:00 PM	38.6	352	414	55	39.1	32.4%
04/10/2019 05:00:00 PM	37.1	372	438	55	38.9	22.1%
04/10/2019 06:00:00 PM	36.4	321	378	55	39.1	19.0%
04/10/2019 07:00:00 PM	35.8	239	281	65	39.5	17.1%

04/10/2019 08:00:00 PM	37.7	163	192	50	38.9	26.0%
04/10/2019 09:00:00 PM	36.5	124	146	55	39.5	19.2%
04/10/2019 10:00:00 PM	38.9	116	136	70	41.2	27.9%
04/10/2019 11:00:00 PM	37.8	71	84	50	39.1	26.2%
05/10/2019 12:00:00 AM	45.0	20	23	60	45.0	34.8%
05/10/2019 01:00:00 AM	42.5	18	21	50	41.3	38.1%
05/10/2019 02:00:00 AM	43.3	16	19	60	41.6	57.9%
05/10/2019 03:00:00 AM	40.0	7	8	45	38.3	75.0%
05/10/2019 04:00:00 AM	40.0	13	15	55	41.1	46.7%
05/10/2019 05:00:00 AM	46.7	10	12	50	42.5	58.3%
05/10/2019 06:00:00 AM	43.3	26	30	50	41.6	36.7%
05/10/2019 07:00:00 AM	39.0	76	89	70	39.6	37.1%
05/10/2019 08:00:00 AM	40.8	110	129	50	40.0	38.8%
05/10/2019 09:00:00 AM	38.2	207	244	55	38.9	29.9%
05/10/2019 10:00:00 AM	38.9	234	275	55	39.3	33.8%
05/10/2019 11:00:00 AM	38.1	240	282	55	39.4	27.3%
05/10/2019 12:00:00 PM	38.7	274	322	60	39.6	29.8%
05/10/2019 01:00:00 PM	38.6	253	298	65	40.0	28.5%
05/10/2019 02:00:00 PM	38.7	265	312	65	39.3	32.1%
05/10/2019 03:00:00 PM	39.1	246	289	60	39.8	33.6%
05/10/2019 04:00:00 PM	38.7	250	294	65	39.3	32.7%
05/10/2019 05:00:00 PM	37.9	265	312	70	40.0	24.7%
05/10/2019 06:00:00 PM	38.5	237	279	55	39.6	28.7%
05/10/2019 07:00:00 PM	38.4	173	204	55	40.0	25.5%
05/10/2019 08:00:00 PM	38.7	122	143	55	39.8	30.1%
05/10/2019 09:00:00 PM	39.6	106	125	65	40.8	36.0%
05/10/2019 10:00:00 PM	38.4	88	103	55	40.2	27.2%
05/10/2019 11:00:00 PM	40.6	60	70	50	40.2	37.1%
06/10/2019 12:00:00 AM	38.1	42	49	45	39.2	24.5%
06/10/2019 01:00:00 AM	40.0	22	26	50	41.0	38.5%
06/10/2019 02:00:00 AM	29.2	92	108	50	40.0	7.4%
06/10/2019 03:00:00 AM	42.5	10	12	45	40.4	58.3%
06/10/2019 04:00:00 AM	39.2	8	10	45	38.2	70.0%
06/10/2019 05:00:00 AM	40.0	10	12	45	39.2	50.0%
06/10/2019 06:00:00 AM	40.0	13	15	50	42.5	26.7%
06/10/2019 07:00:00 AM	39.7	31	37	50	39.2	56.8%
06/10/2019 08:00:00 AM	39.7	48	56	50	39.3	39.3%
06/10/2019 09:00:00 AM	39.5	110	129	50	39.5	34.9%
06/10/2019 10:00:00 AM	39.8	165	194	50	39.7	37.6%
06/10/2019 11:00:00 AM	38.0	258	303	50	39.2	26.1%
06/10/2019 12:00:00 PM	37.8	287	338	50	38.9	25.7%
06/10/2019 01:00:00 PM	39.1	249	293	55	39.7	32.8%
06/10/2019 02:00:00 PM	38.8	232	273	55	39.0	34.8%
06/10/2019 03:00:00 PM	38.1	236	278	55	39.1	28.4%
06/10/2019 04:00:00 PM	38.5	260	306	55	39.5	29.1%
06/10/2019 05:00:00 PM	39.1	190	224	60	39.5	34.4%
06/10/2019 06:00:00 PM	38.2	178	209	55	39.6	27.3%
06/10/2019 07:00:00 PM	37.1	162	191	50	38.1	24.6%
06/10/2019 08:00:00 PM	38.8	133	156	50	39.2	31.4%
06/10/2019 09:00:00 PM	40.0	81	95	55	40.1	34.7%

06/10/2019 10:00:00 PM	39.1	60	71	55	40.0	33.8%
06/10/2019 11:00:00 PM	38.8	28	33	50	41.3	24.2%
07/10/2019 12:00:00 AM	40.0	13	15	50	42.5	26.7%
07/10/2019 01:00:00 AM	40.0	7	8	50	40.8	37.5%
07/10/2019 02:00:00 AM	39.0	8	9	40	37.5	55.6%
07/10/2019 03:00:00 AM	45.0	8	10	50	43.8	40.0%
07/10/2019 04:00:00 AM	40.0	10	12	55	40.4	58.3%
07/10/2019 05:00:00 AM	45.0	12	14	55	41.6	78.6%
07/10/2019 06:00:00 AM	38.1	63	74	70	40.7	25.7%
07/10/2019 07:00:00 AM	38.1	205	241	70	39.8	26.1%
07/10/2019 08:00:00 AM	38.5	257	302	55	39.1	30.8%
07/10/2019 09:00:00 AM	38.1	215	253	55	39.1	27.7%
07/10/2019 10:00:00 AM	38.4	171	201	55	39.5	28.9%
07/10/2019 11:00:00 AM	38.2	176	207	50	39.1	28.5%
07/10/2019 12:00:00 PM	39.0	227	267	55	39.8	34.1%
07/10/2019 01:00:00 PM	37.7	202	238	50	38.7	27.3%
07/10/2019 02:00:00 PM	37.8	255	300	50	38.9	25.7%
07/10/2019 03:00:00 PM	36.9	343	403	50	38.8	20.8%
07/10/2019 04:00:00 PM	37.2	348	410	55	38.7	23.7%
07/10/2019 05:00:00 PM	37.3	371	437	50	39.1	22.7%
07/10/2019 06:00:00 PM	36.4	294	346	45	38.2	19.9%
07/10/2019 07:00:00 PM	37.3	201	236	50	38.6	24.2%
07/10/2019 08:00:00 PM	37.8	122	144	50	38.8	27.1%
07/10/2019 09:00:00 PM	38.2	107	126	60	40.1	26.2%
07/10/2019 10:00:00 PM	39.3	67	79	70	40.0	40.5%
07/10/2019 11:00:00 PM	39.2	38	45	55	40.0	40.0%
08/10/2019 12:00:00 AM	38.3	23	27	50	39.4	29.6%
08/10/2019 01:00:00 AM	45.0	12	14	55	42.5	42.9%
08/10/2019 02:00:00 AM	40.0	7	8	45	38.5	62.5%
08/10/2019 03:00:00 AM	40.0	9	11	45	39.5	45.5%
08/10/2019 04:00:00 AM	42.5	14	16	60	42.5	37.5%
08/10/2019 05:00:00 AM	45.0	21	25	60	44.0	52.0%
08/10/2019 06:00:00 AM	39.0	75	88	65	40.0	34.1%
08/10/2019 07:00:00 AM	38.5	218	257	55	38.9	33.5%
08/10/2019 08:00:00 AM	37.6	313	368	50	38.9	24.7%
08/10/2019 09:00:00 AM	37.3	212	249	50	38.8	23.7%
08/10/2019 10:00:00 AM	38.6	184	216	55	39.1	31.0%
08/10/2019 11:00:00 AM	37.8	218	256	50	38.6	27.7%
08/10/2019 12:00:00 PM	38.7	192	226	50	39.1	31.4%
08/10/2019 01:00:00 PM	38.5	210	247	50	38.9	30.8%
08/10/2019 02:00:00 PM	37.1	284	334	55	39.3	21.3%
08/10/2019 03:00:00 PM	37.3	283	333	50	38.9	23.1%
08/10/2019 04:00:00 PM	37.6	345	406	55	38.8	25.4%
08/10/2019 05:00:00 PM	37.3	390	459	60	39.2	22.4%
08/10/2019 06:00:00 PM	36.2	309	364	60	40.0	17.9%
08/10/2019 07:00:00 PM	34.6	239	281	45	37.8	13.2%
08/10/2019 08:00:00 PM	37.8	149	175	55	39.7	25.1%
08/10/2019 09:00:00 PM	37.8	104	122	50	38.4	27.9%
08/10/2019 10:00:00 PM	40.7	91	107	55	41.0	30.8%
08/10/2019 11:00:00 PM	38.3	46	54	45	39.3	25.9%

09/10/2019 12:00:00 AM	40.0	24	28	50	40.5	35.7%
09/10/2019 01:00:00 AM	41.7	9	11	45	39.6	63.6%
09/10/2019 02:00:00 AM	45.0	11	13	50	43.8	30.8%
09/10/2019 03:00:00 AM	42.5	5	6	45	40.8	50.0%
09/10/2019 04:00:00 AM	43.3	16	19	55	42.0	52.6%
09/10/2019 05:00:00 AM	43.8	20	23	65	42.1	52.2%
09/10/2019 06:00:00 AM	39.7	65	76	50	39.8	34.2%
09/10/2019 07:00:00 AM	36.9	213	251	50	38.9	21.5%
09/10/2019 08:00:00 AM	38.6	258	304	50	39.1	32.2%
09/10/2019 09:00:00 AM	38.3	207	243	50	39.7	26.3%
09/10/2019 10:00:00 AM	38.3	184	217	45	38.2	35.5%
09/10/2019 11:00:00 AM	38.5	175	206	55	38.5	36.9%
09/10/2019 12:00:00 PM	37.7	217	255	55	39.3	23.9%
09/10/2019 01:00:00 PM	38.2	251	295	55	39.2	28.8%
09/10/2019 02:00:00 PM	37.8	293	345	55	39.3	26.1%
09/10/2019 03:00:00 PM	37.4	309	363	50	38.9	23.1%
09/10/2019 04:00:00 PM	37.8	333	392	55	39.0	26.5%
09/10/2019 05:00:00 PM	36.4	377	444	55	39.4	19.1%
09/10/2019 06:00:00 PM	37.2	306	360	50	38.9	22.2%
09/10/2019 07:00:00 PM	35.0	265	312	50	39.0	15.1%
09/10/2019 08:00:00 PM	36.8	146	172	50	39.6	19.8%
09/10/2019 09:00:00 PM	37.6	111	131	50	39.0	25.2%
09/10/2019 10:00:00 PM	39.0	86	101	50	39.2	34.7%
09/10/2019 11:00:00 PM	38.5	47	55	45	38.7	30.9%
10/10/2019 12:00:00 AM	39.2	21	25	55	40.8	36.0%
10/10/2019 01:00:00 AM	40.0	8	9	50	42.5	22.2%
10/10/2019 02:00:00 AM	37.5	6	7	40	37.5	28.6%
10/10/2019 03:00:00 AM	40.0	10	12	55	41.5	41.7%
10/10/2019 04:00:00 AM	45.0	15	18	65	43.9	61.1%
10/10/2019 05:00:00 AM	40.0	22	26	60	41.6	42.3%
10/10/2019 06:00:00 AM	38.2	63	74	50	38.1	36.5%
10/10/2019 07:00:00 AM	38.3	205	241	55	39.3	28.2%
10/10/2019 08:00:00 AM	37.8	275	324	55	38.5	28.1%
10/10/2019 09:00:00 AM	37.9	185	218	50	38.5	28.4%
10/10/2019 10:00:00 AM	39.4	164	193	55	39.1	39.4%
10/10/2019 11:00:00 AM	38.1	200	235	55	39.6	26.4%
10/10/2019 12:00:00 PM	37.8	187	220	50	39.3	25.0%
10/10/2019 01:00:00 PM	38.8	206	242	50	39.0	33.5%
10/10/2019 02:00:00 PM	37.9	291	342	45	38.6	27.5%
10/10/2019 03:00:00 PM	38.1	298	351	50	39.0	27.6%
10/10/2019 04:00:00 PM	37.9	346	407	50	39.4	25.1%
10/10/2019 05:00:00 PM	36.7	443	521	50	39.2	20.0%
10/10/2019 06:00:00 PM	36.2	314	370	55	38.9	18.6%
10/10/2019 07:00:00 PM	36.9	238	280	60	39.5	20.7%
10/10/2019 08:00:00 PM	37.8	180	212	50	39.7	23.6%
10/10/2019 09:00:00 PM	38.3	126	148	55	39.8	27.7%
10/10/2019 10:00:00 PM	37.6	106	125	45	38.6	25.6%
10/10/2019 11:00:00 PM	40.0	42	49	50	40.3	32.7%
11/10/2019 12:00:00 AM	42.0	20	24	50	40.4	50.0%
11/10/2019 01:00:00 AM	40.0	10	12	50	39.4	66.7%

11/10/2019 02:00:00 AM	45.0	8	9	50	40.5	55.6%
11/10/2019 03:00:00 AM	45.0	13	15	60	41.5	66.7%
11/10/2019 04:00:00 AM	40.0	19	22	65	43.1	36.4%
11/10/2019 05:00:00 AM	38.8	16	19	45	38.1	47.4%
11/10/2019 06:00:00 AM	39.2	65	77	50	39.5	36.4%
11/10/2019 07:00:00 AM	37.7	190	224	45	38.3	28.1%
11/10/2019 08:00:00 AM	37.9	250	294	55	38.8	27.6%
11/10/2019 09:00:00 AM	37.5	218	257	55	38.9	25.3%
11/10/2019 10:00:00 AM	37.6	190	223	50	38.4	26.9%
11/10/2019 11:00:00 AM	38.6	190	224	60	39.9	28.6%
11/10/2019 12:00:00 PM	38.0	217	255	55	39.1	27.1%
11/10/2019 01:00:00 PM	37.3	246	289	45	38.4	23.9%
11/10/2019 02:00:00 PM	37.3	277	326	55	38.9	23.3%
11/10/2019 03:00:00 PM	36.3	318	374	60	38.2	19.8%
11/10/2019 04:00:00 PM	38.6	295	347	60	39.4	30.5%
11/10/2019 05:00:00 PM	37.7	396	466	55	39.4	24.0%
11/10/2019 06:00:00 PM	36.8	315	371	55	39.0	20.5%
11/10/2019 07:00:00 PM	36.6	237	279	65	38.6	20.8%
11/10/2019 08:00:00 PM	39.5	147	173	55	40.5	30.6%
11/10/2019 09:00:00 PM	37.8	98	115	55	39.2	26.1%
11/10/2019 10:00:00 PM	39.5	110	130	60	40.3	36.2%
11/10/2019 11:00:00 PM	36.8	71	83	55	39.7	19.3%
12/10/2019 12:00:00 AM	38.3	40	47	65	42.0	23.4%
12/10/2019 01:00:00 AM	41.0	26	31	55	40.2	48.4%
12/10/2019 02:00:00 AM	41.7	20	24	50	41.0	41.7%
12/10/2019 03:00:00 AM	44.0	12	14	55	42.5	57.1%
12/10/2019 04:00:00 AM	42.5	12	14	50	40.4	50.0%
12/10/2019 05:00:00 AM	40.0	12	14	45	39.5	35.7%
12/10/2019 06:00:00 AM	39.4	37	43	50	38.8	46.5%
12/10/2019 07:00:00 AM	39.3	76	89	50	38.9	40.4%
12/10/2019 08:00:00 AM	39.3	133	156	60	40.0	34.6%
12/10/2019 09:00:00 AM	38.2	204	240	55	39.0	30.0%
12/10/2019 10:00:00 AM	37.0	267	314	55	39.0	22.0%
12/10/2019 11:00:00 AM	38.2	275	324	55	38.7	29.9%
12/10/2019 12:00:00 PM	38.9	303	356	60	39.5	30.1%
12/10/2019 01:00:00 PM	38.6	271	319	55	39.3	32.0%
12/10/2019 02:00:00 PM	37.7	280	330	50	39.0	25.5%
12/10/2019 03:00:00 PM	38.2	250	294	55	39.3	28.2%
12/10/2019 04:00:00 PM	39.2	251	295	60	39.5	34.9%
12/10/2019 05:00:00 PM	38.2	222	261	55	39.4	28.4%
12/10/2019 06:00:00 PM	36.3	224	264	50	38.5	19.3%
12/10/2019 07:00:00 PM	37.6	162	191	65	39.8	24.1%
12/10/2019 08:00:00 PM	39.0	99	117	50	39.3	35.9%
12/10/2019 09:00:00 PM	39.0	96	113	65	39.7	33.6%
12/10/2019 10:00:00 PM	38.3	55	65	50	39.4	27.7%
12/10/2019 11:00:00 PM	39.6	47	55	50	39.6	34.5%
13/10/2019 12:00:00 AM	41.0	31	36	55	40.8	33.3%
13/10/2019 01:00:00 AM	43.0	22	26	50	42.5	34.6%
13/10/2019 02:00:00 AM	43.8	9	11	55	41.9	72.7%
13/10/2019 03:00:00 AM	42.5	9	11	45	40.0	72.7%

13/10/2019 04:00:00 AM	40.0	6	7	55	42.5	42.9%
13/10/2019 05:00:00 AM	46.7	11	13	50	41.9	61.5%
13/10/2019 06:00:00 AM	39.5	24	28	45	38.6	50.0%
13/10/2019 07:00:00 AM	41.0	32	38	50	39.9	50.0%
13/10/2019 08:00:00 AM	41.4	48	56	55	40.4	46.4%
13/10/2019 09:00:00 AM	40.6	110	129	50	40.0	37.2%
13/10/2019 10:00:00 AM	38.7	160	188	50	39.3	30.3%
13/10/2019 11:00:00 AM	37.1	206	242	55	38.8	22.3%
13/10/2019 12:00:00 PM	37.8	262	308	55	38.9	26.3%
13/10/2019 01:00:00 PM	38.0	247	291	50	38.9	27.5%
13/10/2019 02:00:00 PM	39.5	208	245	50	39.7	34.7%
13/10/2019 03:00:00 PM	37.6	207	244	50	38.5	26.2%
13/10/2019 04:00:00 PM	38.5	214	252	60	39.2	32.1%
13/10/2019 05:00:00 PM	38.0	173	204	50	39.5	26.0%
13/10/2019 06:00:00 PM	38.6	178	210	60	39.8	30.5%
13/10/2019 07:00:00 PM	38.7	135	159	50	39.1	32.7%
13/10/2019 08:00:00 PM	39.1	96	113	45	39.8	26.5%
13/10/2019 09:00:00 PM	38.9	73	86	55	39.7	31.4%
13/10/2019 10:00:00 PM	38.8	65	77	50	39.4	31.2%
13/10/2019 11:00:00 PM	39.4	30	35	45	39.2	34.3%
14/10/2019 12:00:00 AM	43.8	12	14	50	42.5	42.9%
14/10/2019 01:00:00 AM	40.0	8	9	50	40.8	33.3%
14/10/2019 02:00:00 AM	40.0	8	9	45	38.5	55.6%
14/10/2019 03:00:00 AM	35.0	2	2	35	0.0	0.0%
14/10/2019 04:00:00 AM	43.3	11	13	55	40.5	76.9%
14/10/2019 05:00:00 AM	40.0	17	20	60	41.0	65.0%
14/10/2019 06:00:00 AM	40.0	69	81	50	40.1	42.0%
14/10/2019 07:00:00 AM	38.0	192	226	50	38.8	27.9%
14/10/2019 08:00:00 AM	37.2	250	294	50	38.5	23.5%
14/10/2019 09:00:00 AM	33.9	378	445	50	38.7	10.3%
14/10/2019 10:00:00 AM	37.7	140	165	50	38.9	25.5%
14/10/2019 11:00:00 AM	37.6	178	210	50	39.0	24.8%
14/10/2019 12:00:00 PM	38.3	183	215	50	39.4	27.9%
14/10/2019 01:00:00 PM	38.2	232	273	55	39.5	26.4%
14/10/2019 02:00:00 PM	36.5	255	300	65	38.9	20.0%
14/10/2019 03:00:00 PM	37.4	320	376	55	39.0	23.4%
14/10/2019 04:00:00 PM	37.3	329	387	50	39.0	22.7%
14/10/2019 05:00:00 PM	35.2	386	454	50	38.8	15.4%
14/10/2019 06:00:00 PM	34.5	332	390	55	38.7	11.8%
14/10/2019 07:00:00 PM	35.0	202	238	50	38.5	15.1%
14/10/2019 08:00:00 PM	38.7	133	156	50	39.5	27.6%
14/10/2019 09:00:00 PM	37.9	86	101	65	40.9	24.8%
14/10/2019 10:00:00 PM	39.5	71	84	55	40.4	39.3%
14/10/2019 11:00:00 PM	38.1	25	29	65	40.3	31.0%
15/10/2019 12:00:00 AM	40.0	15	18	45	39.2	50.0%
15/10/2019 01:00:00 AM	50.0	7	8	55	44.2	75.0%
15/10/2019 02:00:00 AM	40.0	7	8	45	39.2	37.5%
15/10/2019 03:00:00 AM	37.5	4	5	40	37.5	40.0%
15/10/2019 04:00:00 AM	40.0	11	13	45	38.9	53.8%
15/10/2019 05:00:00 AM	43.8	26	30	55	41.2	50.0%

15/10/2019 06:00:00 AM	39.7	76	90	55	40.5	31.1%
15/10/2019 07:00:00 AM	39.0	183	215	50	38.8	38.1%
15/10/2019 08:00:00 AM	38.3	342	402	50	39.1	28.6%
15/10/2019 09:00:00 AM	38.5	246	289	55	38.9	33.6%
15/10/2019 10:00:00 AM	37.8	188	221	50	38.5	28.1%
15/10/2019 11:00:00 AM	38.3	164	193	60	39.6	28.0%
15/10/2019 12:00:00 PM	37.6	207	244	50	39.2	24.6%
15/10/2019 01:00:00 PM	38.0	229	269	55	39.0	26.8%
15/10/2019 02:00:00 PM	37.7	270	318	55	39.0	25.8%
15/10/2019 03:00:00 PM	37.4	344	405	50	38.0	26.7%
15/10/2019 04:00:00 PM	38.3	320	376	50	39.2	27.4%
15/10/2019 05:00:00 PM	36.7	377	444	50	38.8	20.5%
15/10/2019 06:00:00 PM	37.3	326	384	50	39.7	22.4%
15/10/2019 07:00:00 PM	37.3	234	275	55	39.2	22.9%
15/10/2019 08:00:00 PM	38.4	161	189	55	39.6	25.9%
15/10/2019 09:00:00 PM	38.8	116	137	50	40.7	24.1%
15/10/2019 10:00:00 PM	38.1	76	90	55	39.9	27.8%
15/10/2019 11:00:00 PM	38.3	38	45	50	40.2	24.4%
16/10/2019 12:00:00 AM	46.0	29	34	55	42.2	44.1%
16/10/2019 01:00:00 AM	40.0	12	14	60	45.0	28.6%
16/10/2019 02:00:00 AM	40.0	5	6	45	40.0	33.3%
16/10/2019 03:00:00 AM	45.0	7	8	50	45.0	25.0%
16/10/2019 04:00:00 AM	43.3	15	18	60	43.8	44.4%
16/10/2019 05:00:00 AM	42.5	13	15	50	40.8	40.0%
16/10/2019 06:00:00 AM	39.1	68	80	55	39.8	32.5%
16/10/2019 07:00:00 AM	37.8	175	206	50	38.7	27.7%
16/10/2019 08:00:00 AM	37.6	257	302	50	38.8	24.8%
16/10/2019 09:00:00 AM	38.1	202	238	50	38.5	30.3%
16/10/2019 10:00:00 AM	38.1	152	179	60	39.3	28.5%
16/10/2019 11:00:00 AM	37.9	193	227	50	38.7	28.2%
16/10/2019 12:00:00 PM	37.9	212	249	50	39.0	27.3%
16/10/2019 01:00:00 PM	38.5	240	282	55	39.3	29.4%
16/10/2019 02:00:00 PM	36.9	267	314	55	39.1	21.3%
16/10/2019 03:00:00 PM	36.1	320	377	50	38.4	18.3%
16/10/2019 04:00:00 PM	36.8	328	386	50	38.7	21.2%
16/10/2019 05:00:00 PM	35.6	371	436	55	38.9	16.5%
16/10/2019 06:00:00 PM	35.6	316	372	50	38.4	16.9%
16/10/2019 07:00:00 PM	34.9	229	269	45	38.0	14.5%
16/10/2019 08:00:00 PM	37.0	139	163	50	38.8	21.5%
16/10/2019 09:00:00 PM	37.6	108	127	50	39.3	24.4%
16/10/2019 10:00:00 PM	38.3	88	103	45	38.9	28.2%
16/10/2019 11:00:00 PM	40.0	33	39	45	40.2	28.2%
17/10/2019 12:00:00 AM	39.5	26	31	50	39.3	45.2%
17/10/2019 01:00:00 AM	45.0	11	13	55	40.7	84.6%
17/10/2019 02:00:00 AM	40.0	6	7	50	39.5	71.4%
17/10/2019 03:00:00 AM	42.5	7	8	45	39.5	62.5%
17/10/2019 04:00:00 AM	45.0	4	5	55	45.8	60.0%
17/10/2019 05:00:00 AM	**No Data**					
17/10/2019 06:00:00 AM	**No Data**					
					

29/10/2019 02:00:00 PM

0.0

0

0

0

0.0

0.0%

Day/Time Ending	85th pctl (MPH)	85th pctl cnts	Total Cnts	Max Speed	Avg Speeder	% Speeders
25/09/2019 12:00:00 AM	38.1	2756	3242	75	39.3	27.3%
26/09/2019 12:00:00 AM	37.9	3790	4459	70	39.2	26.0%
27/09/2019 12:00:00 AM	38.0	3975	4677	65	39.1	27.5%
28/09/2019 12:00:00 AM	38.2	4076	4795	60	39.1	28.1%
29/09/2019 12:00:00 AM	38.6	3420	4023	65	39.3	31.0%
30/09/2019 12:00:00 AM	38.5	2621	3084	65	39.4	30.2%
01/10/2019 12:00:00 AM	38.1	3655	4300	60	39.2	27.6%
02/10/2019 12:00:00 AM	37.7	3808	4480	65	39.2	25.0%
03/10/2019 12:00:00 AM	38.1	3874	4558	65	39.3	27.1%
04/10/2019 12:00:00 AM	38.0	3935	4629	60	39.2	26.5%
05/10/2019 12:00:00 AM	38.0	4110	4835	70	39.2	27.1%
06/10/2019 12:00:00 AM	38.8	3335	3924	70	39.7	30.9%
07/10/2019 12:00:00 AM	38.6	2876	3384	60	39.4	30.3%
08/10/2019 12:00:00 AM	37.9	3731	4389	70	39.2	26.5%
09/10/2019 12:00:00 AM	37.8	3947	4644	65	39.2	25.3%
10/10/2019 12:00:00 AM	37.8	3926	4619	65	39.1	25.9%
11/10/2019 12:00:00 AM	37.9	3951	4648	65	39.2	26.4%
12/10/2019 12:00:00 AM	37.8	3936	4631	65	39.2	25.9%
13/10/2019 12:00:00 AM	38.4	3365	3959	65	39.3	29.6%
14/10/2019 12:00:00 AM	38.7	2539	2987	60	39.4	30.6%
15/10/2019 12:00:00 AM	37.1	3821	4495	65	39.2	21.7%
16/10/2019 12:00:00 AM	38.0	3981	4684	60	39.2	27.1%
17/10/2019 12:00:00 AM	37.3	3775	4441	60	38.9	23.2%
18/10/2019 12:00:00 AM	44.2	28	33	55	40.8	72.7%
19/10/2019 12:00:00 AM	**No Data**					
20/10/2019 12:00:00 AM	**No Data**					
21/10/2019 12:00:00 AM						
					
22/10/2019 12:00:00 AM						
23/10/2019 12:00:00 AM						
24/10/2019 12:00:00 AM						
25/10/2019 12:00:00 AM						
26/10/2019 12:00:00 AM						
27/10/2019 12:00:00 AM						
28/10/2019 12:00:00 AM						
29/10/2019 12:00:00 AM						
29/10/2019 01:59:59 PM	0.0	0	0	0	0.0	0.0%

Incoming Weekly Counts
Knoll Lane October 2019

from Tue-Sep-24-2019-10-00-AM to Tue-Oct-29-2019-01-59-PM

	23/09/2019	to	29/09/2019							
	Monday	Tuesday	Wednesday	Thursday	Friday	Saturday	Sunday	Week	Weekend	Week Day 85%
Hour	23/09/2019	24/09/2019	25/09/2019	26/09/2019	27/09/2019	28/09/2019	29/09/2019	Day Avg	Avg	Avg Speed
0 - 1	*	*	6	12	12	21	25	10	23	44.43
1 - 2	*	*	9	10	8	16	30	9	23	40.83
2 - 3	*	*	10	7	12	10	21	9.67	15.5	37.77
3 - 4	*	*	24	23	10	7	21	19	14	40.83
4 - 5	*	*	21	21	22	16	35	21.33	25.5	40
5 - 6	*	*	73	76	77	36	22	75.33	29	39.67
6 - 7	*	*	173	257	223	100	47	217.67	73.5	39.03
7 - 8	*	*	245	351	287	163	65	294.33	114	38.13
8 - 9	*	*	228	240	266	232	109	244.67	170.5	38.17
9 - 10	*	*	194	194	263	311	197	217	254	37.97
10 - 11	*	153	233	228	233	304	268	211.75	286	38.2
11 - 12	*	228	268	219	287	297	300	250.5	298.5	38.32
12 - 13	*	260	250	270	257	325	236	259.25	280.5	38.75
13 - 14	*	321	319	316	324	301	267	320	284	37.95
14 - 15	*	410	417	391	415	317	276	408.25	296.5	37.38
15 - 16	*	373	392	399	427	272	265	397.75	268.5	37.28
16 - 17	*	433	495	479	462	305	235	467.25	270	37.67
17 - 18	*	363	382	423	388	288	220	389	254	36.97
18 - 19	*	275	268	277	274	199	174	273.5	186.5	36.9
19 - 20	*	168	178	194	176	157	108	179	132.5	37.62
20 - 21	*	120	136	118	128	121	72	125.5	96.5	38.95
21 - 22	*	77	70	87	103	87	46	84.25	66.5	38.98
22 - 23	*	37	41	56	84	86	27	54.5	56.5	39.85
23 - 24	*	24	27	29	57	52	18	34.25	35	41.48
Totals	0	3242	4459	4677	4795	4023	3084			
% of Total	0%	13.35%	18.36%	19.26%	19.75%	16.57%	12.7%			

Incoming Weekly Counts
Knoll Lane October 2019

from Tue-Sep-24-2019-10-00-AM to Tue-Oct-29-2019-01-59-PM

	30/09/2019	to	06/10/2019							
	Monday	Tuesday	Wednesday	Thursday	Friday	Saturday	Sunday	Week	Weekend	Week Day 85%
Hour	30/09/2019	01/10/2019	02/10/2019	03/10/2019	04/10/2019	05/10/2019	06/10/2019	Day Avg	Avg	Avg Speed
0 - 1	5	7	5	8	3	21	26	5.6	23.5	40.16
1 - 2	9	11	8	14	12	19	108	10.8	63.5	42.3
2 - 3	3	6	9	9	7	8	12	6.8	10	42.32
3 - 4	15	18	20	18	14	15	10	17	12.5	40.54
4 - 5	23	31	28	22	25	12	12	25.8	12	40.48
5 - 6	70	92	84	81	73	30	15	80	22.5	39.98
6 - 7	231	233	233	269	224	89	37	238	63	38.96
7 - 8	267	334	285	314	335	129	56	307	92.5	38.38
8 - 9	236	232	262	247	272	244	129	249.8	186.5	38.2
9 - 10	177	224	204	196	233	275	194	206.8	234.5	38.18
10 - 11	216	208	206	234	246	282	303	222	292.5	38.02
11 - 12	274	215	226	246	271	322	338	246.4	330	38.28
12 - 13	261	251	267	258	287	298	293	264.8	295.5	38.5
13 - 14	335	342	333	323	346	312	273	335.8	292.5	37.58
14 - 15	372	371	384	380	395	289	278	380.4	283.5	37.44
15 - 16	382	403	391	379	414	294	306	393.8	300	38.12
16 - 17	441	434	481	491	438	312	224	457	268	36.88
17 - 18	381	373	407	406	378	279	209	389	244	36.62
18 - 19	246	248	281	263	281	204	191	263.8	197.5	35.6
19 - 20	165	176	184	207	192	143	156	184.8	149.5	37.38
20 - 21	73	126	101	114	146	125	95	112	110	38.24
21 - 22	68	81	96	77	136	103	71	91.6	87	38.78
22 - 23	29	42	39	54	84	70	33	49.6	51.5	40.08
23 - 24	21	22	24	19	23	49	15	21.8	32	42.02
Totals	4300	4480	4558	4629	4835	3924	3384			
% of Total	14.28%	14.88%	15.14%	15.37%	16.06%	13.03%	11.24%			

Incoming Weekly Counts
Knoll Lane October 2019

from Tue-Sep-24-2019-10-00-AM to Tue-Oct-29-2019-01-59-PM

	07/10/2019	to	13/10/2019							
	Monday	Tuesday	Wednesday	Thursday	Friday	Saturday	Sunday	Week	Weekend	Week Day 85%
Hour	07/10/2019	08/10/2019	09/10/2019	10/10/2019	11/10/2019	12/10/2019	13/10/2019	Day Avg	Avg	Avg Speed
0 - 1	8	14	11	9	12	31	26	10.8	28.5	41.34
1 - 2	9	8	13	7	9	24	11	9.2	17.5	41.3
2 - 3	10	11	6	12	15	14	11	10.8	12.5	42.5
3 - 4	12	16	19	18	22	14	7	17.4	10.5	42.16
4 - 5	14	25	23	26	19	14	13	21.4	13.5	42.52
5 - 6	74	88	76	74	77	43	28	77.8	35.5	38.84
6 - 7	241	257	251	241	224	89	38	242.8	63.5	37.9
7 - 8	302	368	304	324	294	156	56	318.4	106	38.08
8 - 9	253	249	243	218	257	240	129	244	184.5	37.82
9 - 10	201	216	217	193	223	314	188	210	251	38.46
10 - 11	207	256	206	235	224	324	242	225.6	283	38.24
11 - 12	267	226	255	220	255	356	308	244.6	332	38.24
12 - 13	238	247	295	242	289	319	291	262.2	305	38.1
13 - 14	300	334	345	342	326	330	245	329.4	287.5	37.58
14 - 15	403	333	363	351	374	294	244	364.8	269	37.2
15 - 16	410	406	392	407	347	295	252	392.4	273.5	37.82
16 - 17	437	459	444	521	466	261	204	465.4	232.5	37.08
17 - 18	346	364	360	370	371	264	210	362.2	237	36.56
18 - 19	236	281	312	280	279	191	159	277.6	175	36.08
19 - 20	144	175	172	212	173	117	113	175.2	115	37.94
20 - 21	126	122	131	148	115	113	86	128.4	99.5	37.94
21 - 22	79	107	101	125	130	65	77	108.4	71	39.22
22 - 23	45	54	55	49	83	55	35	57.2	45	38.56
23 - 24	27	28	25	24	47	36	14	30.2	25	39.56
Totals	4389	4644	4619	4648	4631	3959	2987			
% of Total	14.69%	15.54%	15.46%	15.56%	15.5%	13.25%	10%			

Incoming Weekly Counts
Knoll Lane October 2019

from Tue-Sep-24-2019-10-00-AM to Tue-Oct-29-2019-01-59-PM

	14/10/2019	to	20/10/2019							
	Monday	Tuesday	Wednesday	Thursday	Friday	Saturday	Sunday	Week	Weekend	Week Day 85%
Hour	14/10/2019	15/10/2019	16/10/2019	17/10/2019	18/10/2019	19/10/2019	20/10/2019	Day Avg	Avg	Avg Speed
0 - 1	9	8	14	13	0	0	0	8.8	0	43.75
1 - 2	9	8	6	7	0	0	0	6	0	40
2 - 3	2	5	8	8	0	0	0	4.6	0	40
3 - 4	13	13	18	5	0	0	0	9.8	0	42.9
4 - 5	20	30	15	0	0	0	0	13	0	42.1
5 - 6	81	90	80	0	0	0	0	50.2	0	39.6
6 - 7	226	215	206	0	0	0	0	129.4	0	38.27
7 - 8	294	402	302	0	0	0	0	199.6	0	37.7
8 - 9	445	289	238	0	0	0	0	194.4	0	36.83
9 - 10	165	221	179	0	0	0	0	113	0	37.87
10 - 11	210	193	227	0	0	0	0	126	0	37.93
11 - 12	215	244	249	0	0	0	0	141.6	0	37.93
12 - 13	273	269	282	0	0	0	0	164.8	0	38.23
13 - 14	300	318	314	0	0	0	0	186.4	0	37.03
14 - 15	376	405	377	0	0	0	0	231.6	0	36.97
15 - 16	387	376	386	0	0	0	0	229.8	0	37.47
16 - 17	454	444	436	0	0	0	0	266.8	0	35.83
17 - 18	390	384	372	0	0	0	0	229.2	0	35.8
18 - 19	238	275	269	0	0	0	0	156.4	0	35.73
19 - 20	156	189	163	0	0	0	0	101.6	0	38.03
20 - 21	101	137	127	0	0	0	0	73	0	38.1
21 - 22	84	90	103	0	0	0	0	55.4	0	38.63
22 - 23	29	45	39	0	0	0	0	22.6	0	38.8
23 - 24	18	34	31	0	0	0	0	16.6	0	41.83
Totals	4495	4684	4441	33	0	0	0			
% of Total	32.92%	34.31%	32.53%	0.24%	0%	0%	0%			

	21/10/2019	to	27/10/2019							
	Monday	Tuesday	Wednesday	Thursday	Friday	Saturday	Sunday	Week	Weekend	Week Day 85%
Hour	21/10/2019	22/10/2019	23/10/2019	24/10/2019	25/10/2019	26/10/2019	27/10/2019	Day Avg	Avg	Avg Speed
0 - 1	0	0	0	0	0	0	0	0	0	0
1 - 2	0	0	0	0	0	0	0	0	0	0
2 - 3	0	0	0	0	0	0	0	0	0	0
3 - 4	0	0	0	0	0	0	0	0	0	0
4 - 5	0	0	0	0	0	0	0	0	0	0
5 - 6	0	0	0	0	0	0	0	0	0	0
6 - 7	0	0	0	0	0	0	0	0	0	0
7 - 8	0	0	0	0	0	0	0	0	0	0
8 - 9	0	0	0	0	0	0	0	0	0	0
9 - 10	0	0	0	0	0	0	0	0	0	0
10 - 11	0	0	0	0	0	0	0	0	0	0
11 - 12	0	0	0	0	0	0	0	0	0	0
12 - 13	0	0	0	0	0	0	0	0	0	0
13 - 14	0	0	0	0	0	0	0	0	0	0
14 - 15	0	0	0	0	0	0	0	0	0	0
15 - 16	0	0	0	0	0	0	0	0	0	0
16 - 17	0	0	0	0	0	0	0	0	0	0
17 - 18	0	0	0	0	0	0	0	0	0	0
18 - 19	0	0	0	0	0	0	0	0	0	0
19 - 20	0	0	0	0	0	0	0	0	0	0
20 - 21	0	0	0	0	0	0	0	0	0	0
21 - 22	0	0	0	0	0	0	0	0	0	0
22 - 23	0	0	0	0	0	0	0	0	0	0
23 - 24	0	0	0	0	0	0	0	0	0	0
Totals	0	0	0	0	0	0	0			
% of Total	0%	0%	0%	0%	0%	0%	0%			

Incoming Weekly Counts
Knoll Lane October 2019

from Tue-Sep-24-2019-10-00-AM to Tue-Oct-29-2019-01-59-PM

	28/10/2019	to	03/11/2019							
	Monday	Tuesday	Wednesday	Thursday	Friday	Saturday	Sunday	Week	Weekend	Week Day 85%
Hour	28/10/2019	29/10/2019	30/10/2019	31/10/2019	01/11/2019	02/11/2019	03/11/2019	Day Avg	Avg	Avg Speed
0 - 1	0	0	*	*	*	*	*	0	0	0
1 - 2	0	0	*	*	*	*	*	0	0	0
2 - 3	0	0	*	*	*	*	*	0	0	0
3 - 4	0	0	*	*	*	*	*	0	0	0
4 - 5	0	0	*	*	*	*	*	0	0	0
5 - 6	0	0	*	*	*	*	*	0	0	0
6 - 7	0	0	*	*	*	*	*	0	0	0
7 - 8	0	0	*	*	*	*	*	0	0	0
8 - 9	0	0	*	*	*	*	*	0	0	0
9 - 10	0	0	*	*	*	*	*	0	0	0
10 - 11	0	0	*	*	*	*	*	0	0	0
11 - 12	0	0	*	*	*	*	*	0	0	0
12 - 13	0	0	*	*	*	*	*	0	0	0
13 - 14	0	0	*	*	*	*	*	0	0	0
14 - 15	0	*	*	*	*	*	*	0	0	0
15 - 16	0	*	*	*	*	*	*	0	0	0
16 - 17	0	*	*	*	*	*	*	0	0	0
17 - 18	0	*	*	*	*	*	*	0	0	0
18 - 19	0	*	*	*	*	*	*	0	0	0
19 - 20	0	*	*	*	*	*	*	0	0	0
20 - 21	0	*	*	*	*	*	*	0	0	0
21 - 22	0	*	*	*	*	*	*	0	0	0
22 - 23	0	*	*	*	*	*	*	0	0	0
23 - 24	0	*	*	*	*	*	*	0	0	0
Totals	0	0	0	0	0	0	0			
% of Total	0%	0%	0%	0%	0%	0%	0%			

Incoming Monthly Counts
Knoll Lane October 2019

from Tue-Sep-24-2019-10-00-AM to Tue-Oct-29-2019-01-59-PM

Hour	Sep 2019							Week Day Avg	Weekend Avg	Week Day 85% Avg Speed
	Monday	Tuesday	Wednesday	Thursday	Friday	Saturday	Sunday			
0 - 1	5	*	6	12	12	21	25	8.75	23	42.7
1 - 2	9	*	9	10	8	16	30	9	23	43.12
2 - 3	3	*	10	7	12	10	21	8	15.5	38.33
3 - 4	15	*	24	23	10	7	21	18	14	41.05
4 - 5	23	*	21	21	22	16	35	21.75	25.5	40
5 - 6	70	*	73	76	77	36	22	74	29	40.17
6 - 7	231	*	173	257	223	100	47	221	73.5	39
7 - 8	267	*	245	351	287	163	65	287.5	114	38.28
8 - 9	236	*	228	240	266	232	109	242.5	170.5	38.17
9 - 10	177	*	194	194	263	311	197	207	254	38.3
10 - 11	216	153	233	228	233	304	268	212.6	286	38.18
11 - 12	274	228	268	219	287	297	300	255.2	298.5	38.48
12 - 13	261	260	250	270	257	325	236	259.6	280.5	38.86
13 - 14	335	321	319	316	324	301	267	323	284	37.94
14 - 15	372	410	417	391	415	317	276	401	296.5	37.32
15 - 16	382	373	392	399	427	272	265	394.6	268.5	37.48
16 - 17	441	433	495	479	462	305	235	462	270	37.52
17 - 18	381	363	382	423	388	288	220	387.4	254	36.86
18 - 19	246	275	268	277	274	199	174	268	186.5	36.5
19 - 20	165	168	178	194	176	157	108	176.2	132.5	37.36
20 - 21	73	120	136	118	128	121	72	115	96.5	38.96
21 - 22	68	77	70	87	103	87	46	81	66.5	38.9
22 - 23	29	37	41	56	84	86	27	49.4	56.5	40.12
23 - 24	21	24	27	29	57	52	18	31.6	35	41.18
Totals	4300	3242	4459	4677	4795	4023	3084			
% of Total	15.05%	11.34%	15.6%	16.36%	16.78%	14.08%	10.79%			

Incoming Monthly Counts
Knoll Lane October 2019

from Tue-Sep-24-2019-10-00-AM to Tue-Oct-29-2019-01-59-PM

Hour	Oct 2019							Week Day Avg	Weekend Avg	Week Day 85% Avg Speed
	Monday	Tuesday	Wednesday	Thursday	Friday	Saturday	Sunday			
0 - 1	17	29	30	30	15	52	52	24.2	52	42.6
1 - 2	18	27	27	28	21	43	119	24.2	81	41.08
2 - 3	12	22	23	29	22	22	23	21.6	22.5	42.9
3 - 4	25	47	57	41	36	29	17	41.2	23	42.2
4 - 5	34	86	66	48	44	26	25	55.6	25.5	41.7
5 - 6	155	270	240	155	150	73	43	194	58	39.34
6 - 7	467	705	690	510	448	178	75	564	126.5	38.44
7 - 8	596	1104	891	638	629	285	112	771.6	198.5	38.1
8 - 9	698	770	743	465	529	484	258	641	371	37.56
9 - 10	366	661	600	389	456	589	382	494.4	485.5	38.2
10 - 11	417	657	639	469	470	606	545	530.4	575.5	38.08
11 - 12	482	685	730	466	526	678	646	577.8	662	38.16
12 - 13	511	767	844	500	576	617	584	639.6	600.5	38.16
13 - 14	600	994	992	665	672	642	518	784.6	580	37.42
14 - 15	779	1109	1124	731	769	583	522	902.4	552.5	37.3
15 - 16	797	1185	1169	786	761	589	558	939.6	573.5	37.84
16 - 17	891	1337	1361	1012	904	573	428	1101	500.5	36.82
17 - 18	736	1121	1139	776	749	543	419	904.2	481	36.36
18 - 19	474	804	862	543	560	395	350	648.6	372.5	36.04
19 - 20	300	540	519	419	365	260	269	428.6	264.5	37.9
20 - 21	227	385	359	262	261	238	181	298.8	209.5	37.94
21 - 22	163	278	300	202	266	168	148	241.8	158	38.94
22 - 23	74	141	133	103	167	125	68	123.6	96.5	38.9
23 - 24	45	84	80	43	70	85	29	64.4	57	41.04
Totals	8884	13808	13618	9310	9466	7883	6371			
% of Total	12.81%	19.91%	19.64%	13.43%	13.65%	11.37%	9.19%			

Incoming Weekly Speeds
Knoll Lane October 2019

from Tue-Sep-24-2019-10-00-AM to Tue-Oct-29-2019-01-59-PM

	23/09/2019	to	29/09/2019							
	Monday	Tuesday	Wednesday	Thursday	Friday	Saturday	Sunday	Week	Weekend	Week Day 85%
Hour	23/09/2019	24/09/2019	25/09/2019	26/09/2019	27/09/2019	28/09/2019	29/09/2019	Day Avg	Avg	Avg Speed
0 - 1	*	*	34.67	36.17	39.5	35.1	32	37.2	33.41	44.43
1 - 2	*	*	34.78	34.6	34	33.56	22.43	34.48	26.3	40.83
2 - 3	*	*	33	33.43	32	34.1	34.1	32.69	34.1	37.77
3 - 4	*	*	31.67	28.74	35.5	29.29	20.38	31.16	22.61	40.83
4 - 5	*	*	27.86	33.48	35.95	32.44	14.03	32.48	19.8	40
5 - 6	*	*	33.68	33.41	33.87	33.19	28.55	33.65	31.43	39.67
6 - 7	*	*	33.87	33.36	33.29	34.28	34.53	33.47	34.36	39.03
7 - 8	*	*	33.11	32.12	32.43	34.21	34.09	32.49	34.18	38.13
8 - 9	*	*	32.32	33.2	32.72	33.42	34.56	32.76	33.78	38.17
9 - 10	*	*	32.61	32.77	31.98	32.51	32.38	32.4	32.46	37.97
10 - 11	*	31.92	32.52	32.64	33.03	33.44	32.5	32.58	33	38.2
11 - 12	*	30.63	31.9	33.71	31.85	32.56	32.12	31.99	32.34	38.32
12 - 13	*	33	33.07	32.76	32.82	29.91	32	32.91	30.79	38.75
13 - 14	*	32.52	31.84	32.24	32.48	32.33	33.13	32.27	32.7	37.95
14 - 15	*	31.69	31.77	31.33	31.67	32.58	32.64	31.62	32.61	37.38
15 - 16	*	32.14	30.55	31.46	31.8	33.1	32.08	31.49	32.6	37.28
16 - 17	*	31.81	30.62	31.39	31.73	32.66	32	31.37	32.37	37.67
17 - 18	*	31.8	30.7	31.04	31.12	32.46	32.69	31.16	32.56	36.97
18 - 19	*	31.19	30.17	30.64	31.24	31.8	32.44	30.81	32.1	36.9
19 - 20	*	31.49	31.54	31.65	32.49	31.76	32.49	31.79	32.06	37.62
20 - 21	*	32.5	32.41	32.99	32.27	32.95	31.36	32.53	32.36	38.95
21 - 22	*	31.17	33.93	31.78	30.96	32.77	33.74	31.84	33.11	38.98
22 - 23	*	33.68	32	33.32	32.65	31.29	33.67	32.88	31.86	39.85
23 - 24	*	33.04	34.78	35	32.81	33.06	32.33	33.7	32.87	41.48
Totals	0	448.5	775.4	783.1	790.3	785	742.1			
% of Total	0%	10.37%	17.93%	18.11%	18.28%	18.15%	17.16%			

Incoming Weekly Speeds
Knoll Lane October 2019

from Tue-Sep-24-2019-10-00-AM to Tue-Oct-29-2019-01-59-PM

	30/09/2019	to	06/10/2019							
	Monday	Tuesday	Wednesday	Thursday	Friday	Saturday	Sunday	Week	Weekend	Week Day 85%
Hour	30/09/2019	01/10/2019	02/10/2019	03/10/2019	04/10/2019	05/10/2019	06/10/2019	Day Avg	Avg	Avg Speed
0 - 1	32	33.57	34	38.88	23.67	34.1	30.92	33.82	32.34	40.16
1 - 2	39.22	34.82	33.38	35.07	34.67	36.11	12.59	35.37	16.11	42.3
2 - 3	33.67	33.67	33.33	31.67	35.71	36.5	35.42	33.47	35.85	42.32
3 - 4	32.8	32.06	37.35	34.33	34.71	33.6	32.6	34.35	33.2	40.54
4 - 5	35.48	34.39	34.89	33.68	32	37.08	34.67	34.11	35.88	40.48
5 - 6	34.74	33.16	33.62	35	34.96	34.03	34.53	34.24	34.2	39.98
6 - 7	33.07	32.6	33.3	33.66	33.54	33.16	34.84	33.24	33.65	38.96
7 - 8	32.97	32.57	32.98	33.04	33.45	34.2	29.84	33.01	32.88	38.38
8 - 9	32.48	32.49	32.98	32.26	32.71	32.55	33.46	32.59	32.86	38.2
9 - 10	33.31	31.95	32.24	32.67	31.55	32.85	33.73	32.28	33.22	38.18
10 - 11	31.8	32.73	32.12	31.32	31.63	32.26	31.78	31.89	32.01	38.02
11 - 12	33.25	32.39	32.15	31.57	32.44	32.09	32.05	32.38	32.07	38.28
12 - 13	32.96	31.72	32.91	31.55	32.44	33.02	33.1	32.33	33.06	38.5
13 - 14	31.43	32.16	32.38	31.36	31.61	33.09	32.76	31.79	32.94	37.58
14 - 15	31.42	31.63	31.25	31.54	31.94	33.16	32.69	31.56	32.93	37.44
15 - 16	31.48	31.7	32.5	31.8	32.69	32.74	32.33	32.04	32.53	38.12
16 - 17	31.02	31.12	29.74	31.57	30.97	32.06	33.05	30.88	32.47	36.88
17 - 18	30.73	31.21	30.68	30.73	30.37	32.62	32.15	30.74	32.42	36.62
18 - 19	28.77	30.39	30.69	30.91	30.16	31.82	32.1	30.21	31.96	35.6
19 - 20	29.47	31.31	31.55	32	31.69	32.39	32.65	31.26	32.53	37.38
20 - 21	33.29	32.07	32.67	32.62	30.47	33.65	33.58	32.03	33.62	38.24
21 - 22	30.93	31.95	33.69	32.09	32.62	31.8	32.51	32.39	32.09	38.78
22 - 23	34.31	32.81	33.51	30.17	31.39	33.66	32.88	32.04	33.41	40.08
23 - 24	32.71	35.32	34.83	28.53	35.65	32.37	32.53	33.6	32.41	42.02
Totals	783.3	779.9	788.6	778.2	773.1	801	768.7			
% of Total	14.31%	14.25%	14.41%	14.22%	14.13%	14.64%	14.05%			

Incoming Weekly Speeds
Knoll Lane October 2019

from Tue-Sep-24-2019-10-00-AM to Tue-Oct-29-2019-01-59-PM

	07/10/2019	to	13/10/2019							
	Monday	Tuesday	Wednesday	Thursday	Friday	Saturday	Sunday	Week	Weekend	Week Day 85%
Hour	07/10/2019	08/10/2019	09/10/2019	10/10/2019	11/10/2019	12/10/2019	13/10/2019	Day Avg	Avg	Avg Speed
0 - 1	33.5	35.64	35.73	31	36.25	35.45	33.73	34.7	34.67	41.34
1 - 2	34.89	34.62	34.08	32.14	34.33	34.21	37.91	34.09	35.37	41.3
2 - 3	34.6	34.73	36.17	34.17	37	36	37.09	35.37	36.48	42.5
3 - 4	36.33	34.38	35.79	38.22	34.45	35	33.57	35.77	34.52	42.16
4 - 5	39.21	37.76	36.35	33.69	33.68	32.5	36.46	35.93	34.41	42.52
5 - 6	32.65	33.49	33.51	32.89	33.74	33.91	34.75	33.27	34.24	38.84
6 - 7	32.63	32.27	31.79	32.68	32.59	33.48	35.47	32.38	34.08	37.9
7 - 8	32.71	32.23	32.79	32.47	32.57	33.78	34.7	32.54	34.02	38.08
8 - 9	32.24	32	32	32.25	31.97	32.91	33.88	32.09	33.25	37.82
9 - 10	32.12	32.62	33.05	33.26	31.94	31.91	32.28	32.58	32.05	38.46
10 - 11	32.23	32.1	32.94	32.09	32.82	32.27	31.65	32.42	32.01	38.24
11 - 12	33.6	32.6	30.69	32.12	32.03	32.58	31.38	32.22	32.03	38.24
12 - 13	32.44	32.32	32.04	32.69	30.94	33.13	32.5	32.04	32.83	38.1
13 - 14	31.89	30.78	31.81	32.06	31.83	32.19	33.61	31.67	32.79	37.58
14 - 15	31.55	31.1	31.83	32.3	31.09	32.63	31.92	31.57	32.31	37.2
15 - 16	31.13	31.22	31.35	31.86	32.69	33.23	32.84	31.62	33.05	37.82
16 - 17	30.32	31.29	30.26	31.24	31.78	31.98	32.21	31	32.08	37.08
17 - 18	30.97	30.21	30.93	30.83	30.98	31.04	32.63	30.78	31.75	36.56
18 - 19	30.84	27.8	30.2	30.88	30.81	32.1	32.6	30.08	32.33	36.08
19 - 20	32.29	31.47	31.85	31.64	32.79	33.01	31.9	31.98	32.47	37.94
20 - 21	32.75	32.3	31.8	32.28	31.46	33.38	32.87	32.13	33.16	37.94
21 - 22	33.13	33.16	32.52	30.86	33.28	32.11	32.35	32.54	32.24	39.22
22 - 23	33.87	31.22	32.36	32.67	31.89	32.65	33.37	32.3	32.93	38.56
23 - 24	32.7	32.14	34	35.17	32.06	33.72	34.36	33.01	33.9	39.56
Totals	790.4	779.4	785.8	781.7	785	795.2	806.3			
% of Total	14.31%	14.11%	14.23%	14.15%	14.21%	14.4%	14.6%			

Incoming Weekly Speeds
Knoll Lane October 2019

from Tue-Sep-24-2019-10-00-AM to Tue-Oct-29-2019-01-59-PM

	14/10/2019	to	20/10/2019							
	Monday	Tuesday	Wednesday	Thursday	Friday	Saturday	Sunday	Week	Weekend	Week Day 85%
Hour	14/10/2019	15/10/2019	16/10/2019	17/10/2019	18/10/2019	19/10/2019	20/10/2019	Day Avg	Avg	Avg Speed
0 - 1	33.67	40.25	33.14	38.54	0	0	0	36.14	0	43.75
1 - 2	34.22	32.12	32	35.71	0	0	0	33.57	0	40
2 - 3	29.5	34.2	32.88	35.75	0	0	0	33.87	0	40
3 - 4	37.15	34.38	35.5	40	0	0	0	36.1	0	42.9
4 - 5	36.4	35.37	34.07	0	0	0	0	35.38	0	42.1
5 - 6	33.72	33.01	33.22	0	0	0	0	33.31	0	39.6
6 - 7	32.18	33.16	32.78	0	0	0	0	32.7	0	38.27
7 - 8	27.63	32.69	31.84	0	0	0	0	30.94	0	37.7
8 - 9	19.17	33.01	31.95	0	0	0	0	26.41	0	36.83
9 - 10	31.77	31.8	32.2	0	0	0	0	31.92	0	37.87
10 - 11	31.83	32.4	32.04	0	0	0	0	32.08	0	37.93
11 - 12	32.84	31.93	31.98	0	0	0	0	32.22	0	37.93
12 - 13	31.82	31.52	32.25	0	0	0	0	31.87	0	38.23
13 - 14	31.26	32.22	31.01	0	0	0	0	31.5	0	37.03
14 - 15	31.6	31.58	30.96	0	0	0	0	31.38	0	36.97
15 - 16	31.17	32.02	31.48	0	0	0	0	31.55	0	37.47
16 - 17	29.46	30.48	30.19	0	0	0	0	30.04	0	35.83
17 - 18	25.71	31.2	30.25	0	0	0	0	29.02	0	35.8
18 - 19	25.99	31.49	30.3	0	0	0	0	29.41	0	35.73
19 - 20	32.21	31.93	31.58	0	0	0	0	31.91	0	38.03
20 - 21	32.56	32.39	31.34	0	0	0	0	32.07	0	38.1
21 - 22	33.79	32.82	32.11	0	0	0	0	32.85	0	38.63
22 - 23	33.41	30.98	32.36	0	0	0	0	32.08	0	38.8
23 - 24	34.33	35.65	34.13	0	0	0	0	34.8	0	41.83
Totals	753.5	788.5	771.5	150	0	0	0			
% of Total	30.59%	32.01%	31.32%	6.09%	0%	0%	0%			

Incoming Weekly Speeds
Knoll Lane October 2019

from Tue-Sep-24-2019-10-00-AM to Tue-Oct-29-2019-01-59-PM

	21/10/2019	to	27/10/2019							
	Monday	Tuesday	Wednesday	Thursday	Friday	Saturday	Sunday	Week	Weekend	Week Day 85%
Hour	21/10/2019	22/10/2019	23/10/2019	24/10/2019	25/10/2019	26/10/2019	27/10/2019	Day Avg	Avg	Avg Speed
0 - 1	0	0	0	0	0	0	0	0	0	0
1 - 2	0	0	0	0	0	0	0	0	0	0
2 - 3	0	0	0	0	0	0	0	0	0	0
3 - 4	0	0	0	0	0	0	0	0	0	0
4 - 5	0	0	0	0	0	0	0	0	0	0
5 - 6	0	0	0	0	0	0	0	0	0	0
6 - 7	0	0	0	0	0	0	0	0	0	0
7 - 8	0	0	0	0	0	0	0	0	0	0
8 - 9	0	0	0	0	0	0	0	0	0	0
9 - 10	0	0	0	0	0	0	0	0	0	0
10 - 11	0	0	0	0	0	0	0	0	0	0
11 - 12	0	0	0	0	0	0	0	0	0	0
12 - 13	0	0	0	0	0	0	0	0	0	0
13 - 14	0	0	0	0	0	0	0	0	0	0
14 - 15	0	0	0	0	0	0	0	0	0	0
15 - 16	0	0	0	0	0	0	0	0	0	0
16 - 17	0	0	0	0	0	0	0	0	0	0
17 - 18	0	0	0	0	0	0	0	0	0	0
18 - 19	0	0	0	0	0	0	0	0	0	0
19 - 20	0	0	0	0	0	0	0	0	0	0
20 - 21	0	0	0	0	0	0	0	0	0	0
21 - 22	0	0	0	0	0	0	0	0	0	0
22 - 23	0	0	0	0	0	0	0	0	0	0
23 - 24	0	0	0	0	0	0	0	0	0	0
Totals	0	0	0	0	0	0	0			
% of Total	0%	0%	0%	0%	0%	0%	0%			

Incoming Weekly Speeds
Knoll Lane October 2019

from Tue-Sep-24-2019-10-00-AM to Tue-Oct-29-2019-01-59-PM

	28/10/2019	to	03/11/2019							
	Monday	Tuesday	Wednesday	Thursday	Friday	Saturday	Sunday	Week	Weekend	Week Day 85%
Hour	28/10/2019	29/10/2019	30/10/2019	31/10/2019	01/11/2019	02/11/2019	03/11/2019	Day Avg	Avg	Avg Speed
0 - 1	0	0	*	*	*	*	*	*	*	0
1 - 2	0	0	*	*	*	*	*	*	*	0
2 - 3	0	0	*	*	*	*	*	*	*	0
3 - 4	0	0	*	*	*	*	*	*	*	0
4 - 5	0	0	*	*	*	*	*	*	*	0
5 - 6	0	0	*	*	*	*	*	*	*	0
6 - 7	0	0	*	*	*	*	*	*	*	0
7 - 8	0	0	*	*	*	*	*	*	*	0
8 - 9	0	0	*	*	*	*	*	*	*	0
9 - 10	0	0	*	*	*	*	*	*	*	0
10 - 11	0	0	*	*	*	*	*	*	*	0
11 - 12	0	0	*	*	*	*	*	*	*	0
12 - 13	0	0	*	*	*	*	*	*	*	0
13 - 14	0	0	*	*	*	*	*	*	*	0
14 - 15	0	*	*	*	*	*	*	*	*	0
15 - 16	0	*	*	*	*	*	*	*	*	0
16 - 17	0	*	*	*	*	*	*	*	*	0
17 - 18	0	*	*	*	*	*	*	*	*	0
18 - 19	0	*	*	*	*	*	*	*	*	0
19 - 20	0	*	*	*	*	*	*	*	*	0
20 - 21	0	*	*	*	*	*	*	*	*	0
21 - 22	0	*	*	*	*	*	*	*	*	0
22 - 23	0	*	*	*	*	*	*	*	*	0
23 - 24	0	*	*	*	*	*	*	*	*	0
Totals	0	0	0	0	0	0	0			
% of Total	0%	0%	0%	0%	0%	0%	0%			

Incoming Monthly Speeds
Knoll Lane October 2019

from Tue-Sep-24-2019-10-00-AM to Tue-Oct-29-2019-01-59-PM

Hour	Sep 2019							Week Day Avg	Weekend Avg	Week Day 85% Avg Speed
	Monday	Tuesday	Wednesday	Thursday	Friday	Saturday	Sunday			
0 - 1	32	*	34.67	36.17	39.5	35.1	32	36.46	33.41	42.7
1 - 2	39.22	*	34.78	34.6	34	33.56	22.43	35.67	26.3	43.12
2 - 3	33.67	*	33	33.43	32	34.1	34.1	32.78	34.1	38.33
3 - 4	32.8	*	31.67	28.74	35.5	29.29	20.38	31.5	22.61	41.05
4 - 5	35.48	*	27.86	33.48	35.95	32.44	14.03	33.28	19.8	40
5 - 6	34.74	*	33.68	33.41	33.87	33.19	28.55	33.91	31.43	40.17
6 - 7	33.07	*	33.87	33.36	33.29	34.28	34.53	33.36	34.36	39
7 - 8	32.97	*	33.11	32.12	32.43	34.21	34.09	32.6	34.18	38.28
8 - 9	32.48	*	32.32	33.2	32.72	33.42	34.56	32.69	33.78	38.17
9 - 10	33.31	*	32.61	32.77	31.98	32.51	32.38	32.6	32.46	38.3
10 - 11	31.8	31.92	32.52	32.64	33.03	33.44	32.5	32.43	33	38.18
11 - 12	33.25	30.63	31.9	33.71	31.85	32.56	32.12	32.26	32.34	38.48
12 - 13	32.96	33	33.07	32.76	32.82	29.91	32	32.92	30.79	38.86
13 - 14	31.43	32.52	31.84	32.24	32.48	32.33	33.13	32.1	32.7	37.94
14 - 15	31.42	31.69	31.77	31.33	31.67	32.58	32.64	31.58	32.61	37.32
15 - 16	31.48	32.14	30.55	31.46	31.8	33.1	32.08	31.49	32.6	37.48
16 - 17	31.02	31.81	30.62	31.39	31.73	32.66	32	31.3	32.37	37.52
17 - 18	30.73	31.8	30.7	31.04	31.12	32.46	32.69	31.07	32.56	36.86
18 - 19	28.77	31.19	30.17	30.64	31.24	31.8	32.44	30.44	32.1	36.5
19 - 20	29.47	31.49	31.54	31.65	32.49	31.76	32.49	31.36	32.06	37.36
20 - 21	33.29	32.5	32.41	32.99	32.27	32.95	31.36	32.63	32.36	38.96
21 - 22	30.93	31.17	33.93	31.78	30.96	32.77	33.74	31.68	33.11	38.9
22 - 23	34.31	33.68	32	33.32	32.65	31.29	33.67	33.04	31.86	40.12
23 - 24	32.71	33.04	34.78	35	32.81	33.06	32.33	33.57	32.87	41.18

Incoming Monthly Speeds
Knoll Lane October 2019

from Tue-Sep-24-2019-10-00-AM to Tue-Oct-29-2019-01-59-PM

	Oct 2019							Week	Weekend	Week Day 85%
Hour	Monday	Tuesday	Wednesday	Thursday	Friday	Saturday	Sunday	Day Avg	Avg	Avg Speed
0 - 1	33.59	36.41	34.23	36.37	33.73	34.9	32.33	35.13	33.62	42.6
1 - 2	34.56	33.96	33.41	34.5	34.52	35.05	14.93	34.15	20.27	41.08
2 - 3	33.75	34.32	33.91	33.83	36.59	36.18	36.22	34.5	36.2	42.9
3 - 4	36.76	33.49	36.25	36.73	34.56	34.28	33	35.48	33.8	42.2
4 - 5	37.56	35.71	35.21	33.69	32.73	34.62	35.6	35	35.1	41.7
5 - 6	33.21	33.22	33.45	33.99	34.33	33.96	34.67	33.57	34.22	39.34
6 - 7	32.41	32.65	32.6	33.2	33.06	33.32	35.16	32.76	33.87	38.44
7 - 8	30.21	32.5	32.53	32.75	33.04	33.97	32.27	32.28	33.49	38.1
8 - 9	23.91	32.52	32.33	32.25	32.35	32.73	33.67	30.54	33.06	37.56
9 - 10	31.96	32.12	32.52	32.96	31.74	32.35	33.02	32.25	32.61	38.2
10 - 11	32.03	32.39	32.35	31.7	32.19	32.27	31.72	32.17	32.01	38.08
11 - 12	33.26	32.29	31.58	31.83	32.24	32.35	31.73	32.19	32.05	38.16
12 - 13	32.11	31.84	32.38	32.1	31.69	33.08	32.8	32.04	32.95	38.16
13 - 14	31.57	31.72	31.75	31.72	31.71	32.63	33.16	31.7	32.87	37.42
14 - 15	31.57	31.45	31.34	31.91	31.53	32.89	32.33	31.53	32.63	37.3
15 - 16	31.15	31.64	31.78	31.83	32.69	32.98	32.56	31.79	32.78	37.84
16 - 17	29.88	30.96	30.05	31.4	31.39	32.02	32.65	30.71	32.29	36.82
17 - 18	28.18	30.88	30.62	30.77	30.68	31.85	32.39	30.32	32.09	36.36
18 - 19	28.41	29.86	30.39	30.9	30.49	31.96	32.33	30.07	32.13	36.04
19 - 20	32.25	31.58	31.66	31.82	32.21	32.67	32.33	31.85	32.5	37.9
20 - 21	32.67	32.26	31.88	32.43	30.9	33.52	33.24	32.02	33.4	37.94
21 - 22	33.47	32.7	32.75	31.33	32.94	31.92	32.43	32.64	32.16	38.94
22 - 23	33.69	31.62	32.7	31.36	31.64	33.22	33.13	32.06	33.19	38.9
23 - 24	33.36	34.39	34.3	32.23	33.24	32.94	33.41	33.69	33.06	41.04

Incoming Weekly EightyFifthSpeeds
Knoll Lane October 2019

from Tue-Sep-24-2019-10-00-AM to Tue-Oct-29-2019-01-59-PM

	23/09/2019	to	29/09/2019							
	Monday	Tuesday	Wednesday	Thursday	Friday	Saturday	Sunday	Week	Weekend	Week Day 85%
Hour	23/09/2019	24/09/2019	25/09/2019	26/09/2019	27/09/2019	28/09/2019	29/09/2019	Day Avg	Avg	Avg Speed
0 - 1	*	*	38.3	45	50	39.4	40	44.43	39.7	44.43
1 - 2	*	*	42.5	40	40	42.5	38.6	40.83	40.55	40.83
2 - 3	*	*	38.3	40	35	41.7	40	37.77	40.85	37.77
3 - 4	*	*	42.5	40	40	35	38.3	40.83	36.65	40.83
4 - 5	*	*	37	39.2	43.8	42.5	30	40	36.25	40
5 - 6	*	*	39.5	39	40.5	40	39	39.67	39.5	39.67
6 - 7	*	*	39.4	38.8	38.9	40.4	39.3	39.03	39.85	39.03
7 - 8	*	*	38.5	37.5	38.4	41.1	39.4	38.13	40.25	38.13
8 - 9	*	*	37.8	38.5	38.2	39.1	40.6	38.17	39.85	38.17
9 - 10	*	*	37.6	38.6	37.7	38.5	38.2	37.97	38.35	37.97
10 - 11	*	37.2	38.8	38.4	38.4	39.1	38.1	38.2	38.6	38.2
11 - 12	*	38.5	37.8	38.9	38.1	38.8	38.5	38.32	38.65	38.32
12 - 13	*	38.3	38.7	38.8	39.2	34.9	38.1	38.75	36.5	38.75
13 - 14	*	38.3	37.6	37.7	38.2	38	38.7	37.95	38.35	37.95
14 - 15	*	37.9	37.4	36.6	37.6	37.8	38.4	37.38	38.1	37.38
15 - 16	*	38.1	35.9	37.5	37.6	38.9	38	37.28	38.45	37.28
16 - 17	*	37.9	37.2	37.9	37.7	38.6	37.6	37.67	38.1	37.67
17 - 18	*	37.9	36.2	36.8	37	38.6	39.1	36.97	38.85	36.97
18 - 19	*	37.6	37.1	35.6	37.3	38.2	38.5	36.9	38.35	36.9
19 - 20	*	37.4	37.1	37.1	38.9	36.1	38.7	37.62	37.4	37.62
20 - 21	*	39	38.6	39.3	38.9	38.6	37.1	38.95	37.85	38.95
21 - 22	*	37.9	42.1	38.3	37.6	38.6	40	38.98	39.3	38.98
22 - 23	*	41	38.8	40.8	38.8	37.4	41.2	39.85	39.3	39.85
23 - 24	*	42.5	40	43.8	39.6	39.2	38	41.48	38.6	41.48
Totals	0	539.5	924.7	934.1	937.4	933	923.4			
% of Total	0%	10.39%	17.81%	17.99%	18.05%	17.97%	17.78%			

Incoming Weekly EightyFifthSpeeds
Knoll Lane October 2019

from Tue-Sep-24-2019-10-00-AM to Tue-Oct-29-2019-01-59-PM

	30/09/2019	to	06/10/2019							
	Monday	Tuesday	Wednesday	Thursday	Friday	Saturday	Sunday	Week	Weekend	Week Day 85%
Hour	30/09/2019	01/10/2019	02/10/2019	03/10/2019	04/10/2019	05/10/2019	06/10/2019	Day Avg	Avg	Avg Speed
0 - 1	37.5	38.3	40	45	40	42.5	40	40.16	41.25	40.16
1 - 2	50	39	42.5	40	40	43.3	29.2	42.3	36.25	42.3
2 - 3	40	45	45	38.3	43.3	40	42.5	42.32	41.25	42.32
3 - 4	41.7	35	45	39.3	41.7	40	39.2	40.54	39.6	40.54
4 - 5	40	40	45	39.4	38	46.7	40	40.48	43.35	40.48
5 - 6	41.7	38.5	38.8	40.9	40	43.3	40	39.98	41.65	39.98
6 - 7	38.9	38	39.2	39.2	39.5	39	39.7	38.96	39.35	38.96
7 - 8	38.7	38	38.2	38.6	38.4	40.8	39.7	38.38	40.25	38.38
8 - 9	38.2	38.3	38.5	38.1	37.9	38.2	39.5	38.2	38.85	38.2
9 - 10	39.3	37.5	38.2	38.5	37.4	38.9	39.8	38.18	39.35	38.18
10 - 11	38.1	39.2	37.8	37.2	37.8	38.1	38	38.02	38.05	38.02
11 - 12	39.1	38	38.1	37.8	38.4	38.7	37.8	38.28	38.25	38.28
12 - 13	39.3	37.6	38.8	38	38.8	38.6	39.1	38.5	38.85	38.5
13 - 14	37.9	37.7	38.3	36.5	37.5	38.7	38.8	37.58	38.75	37.58
14 - 15	37.1	37.4	37.3	37.7	37.7	39.1	38.1	37.44	38.6	37.44
15 - 16	38.3	37.4	38.3	38	38.6	38.7	38.5	38.12	38.6	38.12
16 - 17	36.9	36.9	35.8	37.7	37.1	37.9	39.1	36.88	38.5	36.88
17 - 18	36.4	37	36.6	36.7	36.4	38.5	38.2	36.62	38.35	36.62
18 - 19	34.9	34.8	36.1	36.4	35.8	38.4	37.1	35.6	37.75	35.6
19 - 20	36.3	37.1	37.9	37.9	37.7	38.7	38.8	37.38	38.75	37.38
20 - 21	39	37.5	39	39.2	36.5	39.6	40	38.24	39.8	38.24
21 - 22	38.6	38.5	40.4	37.5	38.9	38.4	39.1	38.78	38.75	38.78
22 - 23	41.2	40.8	41	39.6	37.8	40.6	38.8	40.08	39.7	40.08
23 - 24	40	43.8	43.3	38	45	38.1	40	42.02	39.05	42.02
Totals	939.1	921.3	949.1	925.5	930.2	954.8	931			
% of Total	14.34%	14.06%	14.49%	14.13%	14.2%	14.57%	14.21%			

Incoming Weekly EightyFifthSpeeds
Knoll Lane October 2019

from Tue-Sep-24-2019-10-00-AM to Tue-Oct-29-2019-01-59-PM

	07/10/2019	to	13/10/2019							
	Monday	Tuesday	Wednesday	Thursday	Friday	Saturday	Sunday	Week	Weekend	Week Day 85%
Hour	07/10/2019	08/10/2019	09/10/2019	10/10/2019	11/10/2019	12/10/2019	13/10/2019	Day Avg	Avg	Avg Speed
0 - 1	40	45	41.7	40	40	41	43	41.34	42	41.34
1 - 2	39	40	45	37.5	45	41.7	43.8	41.3	42.75	41.3
2 - 3	45	40	42.5	40	45	44	42.5	42.5	43.25	42.5
3 - 4	40	42.5	43.3	45	40	42.5	40	42.16	41.25	42.16
4 - 5	45	45	43.8	40	38.8	40	46.7	42.52	43.35	42.52
5 - 6	38.1	39	39.7	38.2	39.2	39.4	39.5	38.84	39.45	38.84
6 - 7	38.1	38.5	36.9	38.3	37.7	39.3	41	37.9	40.15	37.9
7 - 8	38.5	37.6	38.6	37.8	37.9	39.3	41.4	38.08	40.35	38.08
8 - 9	38.1	37.3	38.3	37.9	37.5	38.2	40.6	37.82	39.4	37.82
9 - 10	38.4	38.6	38.3	39.4	37.6	37	38.7	38.46	37.85	38.46
10 - 11	38.2	37.8	38.5	38.1	38.6	38.2	37.1	38.24	37.65	38.24
11 - 12	39	38.7	37.7	37.8	38	38.9	37.8	38.24	38.35	38.24
12 - 13	37.7	38.5	38.2	38.8	37.3	38.6	38	38.1	38.3	38.1
13 - 14	37.8	37.1	37.8	37.9	37.3	37.7	39.5	37.58	38.6	37.58
14 - 15	36.9	37.3	37.4	38.1	36.3	38.2	37.6	37.2	37.9	37.2
15 - 16	37.2	37.6	37.8	37.9	38.6	39.2	38.5	37.82	38.85	37.82
16 - 17	37.3	37.3	36.4	36.7	37.7	38.2	38	37.08	38.1	37.08
17 - 18	36.4	36.2	37.2	36.2	36.8	36.3	38.6	36.56	37.45	36.56
18 - 19	37.3	34.6	35	36.9	36.6	37.6	38.7	36.08	38.15	36.08
19 - 20	37.8	37.8	36.8	37.8	39.5	39	39.1	37.94	39.05	37.94
20 - 21	38.2	37.8	37.6	38.3	37.8	39	38.9	37.94	38.95	37.94
21 - 22	39.3	40.7	39	37.6	39.5	38.3	38.8	39.22	38.55	39.22
22 - 23	39.2	38.3	38.5	40	36.8	39.6	39.4	38.56	39.5	38.56
23 - 24	38.3	40	39.2	42	38.3	41	43.8	39.56	42.4	39.56
Totals	930.8	933.2	935.2	928.2	927.8	942.2	961			
% of Total	14.19%	14.23%	14.26%	14.15%	14.15%	14.37%	14.65%			

Incoming Weekly EightyFifthSpeeds
Knoll Lane October 2019

from Tue-Sep-24-2019-10-00-AM to Tue-Oct-29-2019-01-59-PM

	14/10/2019	to	20/10/2019							
	Monday	Tuesday	Wednesday	Thursday	Friday	Saturday	Sunday	Week	Weekend	Week Day 85%
Hour	14/10/2019	15/10/2019	16/10/2019	17/10/2019	18/10/2019	19/10/2019	20/10/2019	Day Avg	Avg	Avg Speed
0 - 1	40	50	40	45	0	0	0	43.75	0	43.75
1 - 2	40	40	40	40	0	0	0	40	0	40
2 - 3	35	37.5	45	42.5	0	0	0	40	0	40
3 - 4	43.3	40	43.3	45	0	0	0	42.9	0	42.9
4 - 5	40	43.8	42.5	0	0	0	0	42.1	0	42.1
5 - 6	40	39.7	39.1	0	0	0	0	39.6	0	39.6
6 - 7	38	39	37.8	0	0	0	0	38.27	0	38.27
7 - 8	37.2	38.3	37.6	0	0	0	0	37.7	0	37.7
8 - 9	33.9	38.5	38.1	0	0	0	0	36.83	0	36.83
9 - 10	37.7	37.8	38.1	0	0	0	0	37.87	0	37.87
10 - 11	37.6	38.3	37.9	0	0	0	0	37.93	0	37.93
11 - 12	38.3	37.6	37.9	0	0	0	0	37.93	0	37.93
12 - 13	38.2	38	38.5	0	0	0	0	38.23	0	38.23
13 - 14	36.5	37.7	36.9	0	0	0	0	37.03	0	37.03
14 - 15	37.4	37.4	36.1	0	0	0	0	36.97	0	36.97
15 - 16	37.3	38.3	36.8	0	0	0	0	37.47	0	37.47
16 - 17	35.2	36.7	35.6	0	0	0	0	35.83	0	35.83
17 - 18	34.5	37.3	35.6	0	0	0	0	35.8	0	35.8
18 - 19	35	37.3	34.9	0	0	0	0	35.73	0	35.73
19 - 20	38.7	38.4	37	0	0	0	0	38.03	0	38.03
20 - 21	37.9	38.8	37.6	0	0	0	0	38.1	0	38.1
21 - 22	39.5	38.1	38.3	0	0	0	0	38.63	0	38.63
22 - 23	38.1	38.3	40	0	0	0	0	38.8	0	38.8
23 - 24	40	46	39.5	0	0	0	0	41.83	0	41.83
Totals	909.3	942.8	924.1	172.5	0	0	0			
% of Total	30.84%	31.97%	31.34%	5.85%	0%	0%	0%			

	21/10/2019	to	27/10/2019							
	Monday	Tuesday	Wednesday	Thursday	Friday	Saturday	Sunday	Week	Weekend	Week Day 85%
Hour	21/10/2019	22/10/2019	23/10/2019	24/10/2019	25/10/2019	26/10/2019	27/10/2019	Day Avg	Avg	Avg Speed
0 - 1	0	0	0	0	0	0	0	0	0	0
1 - 2	0	0	0	0	0	0	0	0	0	0
2 - 3	0	0	0	0	0	0	0	0	0	0
3 - 4	0	0	0	0	0	0	0	0	0	0
4 - 5	0	0	0	0	0	0	0	0	0	0
5 - 6	0	0	0	0	0	0	0	0	0	0
6 - 7	0	0	0	0	0	0	0	0	0	0
7 - 8	0	0	0	0	0	0	0	0	0	0
8 - 9	0	0	0	0	0	0	0	0	0	0
9 - 10	0	0	0	0	0	0	0	0	0	0
10 - 11	0	0	0	0	0	0	0	0	0	0
11 - 12	0	0	0	0	0	0	0	0	0	0
12 - 13	0	0	0	0	0	0	0	0	0	0
13 - 14	0	0	0	0	0	0	0	0	0	0
14 - 15	0	0	0	0	0	0	0	0	0	0
15 - 16	0	0	0	0	0	0	0	0	0	0
16 - 17	0	0	0	0	0	0	0	0	0	0
17 - 18	0	0	0	0	0	0	0	0	0	0
18 - 19	0	0	0	0	0	0	0	0	0	0
19 - 20	0	0	0	0	0	0	0	0	0	0
20 - 21	0	0	0	0	0	0	0	0	0	0
21 - 22	0	0	0	0	0	0	0	0	0	0
22 - 23	0	0	0	0	0	0	0	0	0	0
23 - 24	0	0	0	0	0	0	0	0	0	0
Totals	0	0	0	0	0	0	0			
% of Total	0%	0%	0%	0%	0%	0%	0%			

	28/10/2019	to	03/11/2019							
	Monday	Tuesday	Wednesday	Thursday	Friday	Saturday	Sunday	Week	Weekend	Week Day 85%
Hour	28/10/2019	29/10/2019	30/10/2019	31/10/2019	01/11/2019	02/11/2019	03/11/2019	Day Avg	Avg	Avg Speed
0 - 1	0	0	*	*	*	*	*	0	0	0
1 - 2	0	0	*	*	*	*	*	0	0	0
2 - 3	0	0	*	*	*	*	*	0	0	0
3 - 4	0	0	*	*	*	*	*	0	0	0
4 - 5	0	0	*	*	*	*	*	0	0	0
5 - 6	0	0	*	*	*	*	*	0	0	0
6 - 7	0	0	*	*	*	*	*	0	0	0
7 - 8	0	0	*	*	*	*	*	0	0	0
8 - 9	0	0	*	*	*	*	*	0	0	0
9 - 10	0	0	*	*	*	*	*	0	0	0
10 - 11	0	0	*	*	*	*	*	0	0	0
11 - 12	0	0	*	*	*	*	*	0	0	0
12 - 13	0	0	*	*	*	*	*	0	0	0
13 - 14	0	0	*	*	*	*	*	0	0	0
14 - 15	0	*	*	*	*	*	*	0	0	0
15 - 16	0	*	*	*	*	*	*	0	0	0
16 - 17	0	*	*	*	*	*	*	0	0	0
17 - 18	0	*	*	*	*	*	*	0	0	0
18 - 19	0	*	*	*	*	*	*	0	0	0
19 - 20	0	*	*	*	*	*	*	0	0	0
20 - 21	0	*	*	*	*	*	*	0	0	0
21 - 22	0	*	*	*	*	*	*	0	0	0
22 - 23	0	*	*	*	*	*	*	0	0	0
23 - 24	0	*	*	*	*	*	*	0	0	0
Totals	0	0	0	0	0	0	0			
% of Total	0%	0%	0%	0%	0%	0%	0%			

Hour	Sep 2019							Week Day Avg	Weekend Avg	Week Day 85% Avg Speed
	Monday	Tuesday	Wednesday	Thursday	Friday	Saturday	Sunday			
0 - 1	37.5	*	38.3	45	50	39.4	40	42.7	39.7	42.7
1 - 2	50	*	42.5	40	40	42.5	38.6	43.12	40.55	43.12
2 - 3	40	*	38.3	40	35	41.7	40	38.33	40.85	38.33
3 - 4	41.7	*	42.5	40	40	35	38.3	41.05	36.65	41.05
4 - 5	40	*	37	39.2	43.8	42.5	30	40	36.25	40
5 - 6	41.7	*	39.5	39	40.5	40	39	40.17	39.5	40.17
6 - 7	38.9	*	39.4	38.8	38.9	40.4	39.3	39	39.85	39
7 - 8	38.7	*	38.5	37.5	38.4	41.1	39.4	38.28	40.25	38.28
8 - 9	38.2	*	37.8	38.5	38.2	39.1	40.6	38.17	39.85	38.17
9 - 10	39.3	*	37.6	38.6	37.7	38.5	38.2	38.3	38.35	38.3
10 - 11	38.1	37.2	38.8	38.4	38.4	39.1	38.1	38.18	38.6	38.18
11 - 12	39.1	38.5	37.8	38.9	38.1	38.8	38.5	38.48	38.65	38.48
12 - 13	39.3	38.3	38.7	38.8	39.2	34.9	38.1	38.86	36.5	38.86
13 - 14	37.9	38.3	37.6	37.7	38.2	38	38.7	37.94	38.35	37.94
14 - 15	37.1	37.9	37.4	36.6	37.6	37.8	38.4	37.32	38.1	37.32
15 - 16	38.3	38.1	35.9	37.5	37.6	38.9	38	37.48	38.45	37.48
16 - 17	36.9	37.9	37.2	37.9	37.7	38.6	37.6	37.52	38.1	37.52
17 - 18	36.4	37.9	36.2	36.8	37	38.6	39.1	36.86	38.85	36.86
18 - 19	34.9	37.6	37.1	35.6	37.3	38.2	38.5	36.5	38.35	36.5
19 - 20	36.3	37.4	37.1	37.1	38.9	36.1	38.7	37.36	37.4	37.36
20 - 21	39	39	38.6	39.3	38.9	38.6	37.1	38.96	37.85	38.96
21 - 22	38.6	37.9	42.1	38.3	37.6	38.6	40	38.9	39.3	38.9
22 - 23	41.2	41	38.8	40.8	38.8	37.4	41.2	40.12	39.3	40.12
23 - 24	40	42.5	40	43.8	39.6	39.2	38	41.18	38.6	41.18

Hour	Oct 2019							Week Day Avg	Weekend Avg	Week Day 85% Avg Speed
	Monday	Tuesday	Wednesday	Thursday	Friday	Saturday	Sunday			
0 - 1	38.8	46.7	42.5	45	40	41.4	42.5	42.6	41.95	42.6
1 - 2	38.9	39.5	42.5	39.5	45	43.3	33.8	41.08	38.55	41.08
2 - 3	45	41.7	43.8	40	44	43.3	43.1	42.9	43.2	42.9
3 - 4	42.5	39.1	44	44.2	41.2	42.5	39.4	42.2	40.95	42.2
4 - 5	44	43	43.3	39.7	38.5	43.3	43.3	41.7	43.3	41.7
5 - 6	39.3	39.2	39.2	39.3	39.7	39.8	39.6	39.34	39.7	39.34
6 - 7	38	38.6	38	38.9	38.7	39	40.6	38.44	39.8	38.44
7 - 8	37.9	38	38.2	38.2	38.2	39.8	40	38.1	39.9	38.1
8 - 9	35.6	38.1	38.3	38	37.8	38.2	39.8	37.56	39	37.56
9 - 10	38.1	38	38.3	39	37.6	38.1	39.3	38.2	38.7	38.2
10 - 11	37.9	38.4	38.1	37.7	38.3	38.1	37.6	38.08	37.85	38.08
11 - 12	38.8	38.1	37.9	37.8	38.2	38.7	37.8	38.16	38.25	38.16
12 - 13	37.9	38	38.4	38.4	38.1	38.6	38.5	38.16	38.55	38.16
13 - 14	37.2	37.5	37.7	37.3	37.4	38.3	39.1	37.42	38.7	37.42
14 - 15	37.1	37.4	37	37.9	37.1	38.7	37.9	37.3	38.3	37.3
15 - 16	37.3	37.7	37.7	37.9	38.6	38.9	38.5	37.84	38.7	37.84
16 - 17	36.4	37	36	37.3	37.4	38.1	38.7	36.82	38.4	36.82
17 - 18	35.3	36.9	36.5	36.5	36.6	37.6	38.4	36.36	38	36.36
18 - 19	36.4	35.6	35.3	36.6	36.3	38	37.9	36.04	37.95	36.04
19 - 20	38.2	37.7	37.3	37.8	38.5	38.8	38.9	37.9	38.85	37.9
20 - 21	38.1	37.9	37.9	38.6	37.2	39.4	39.5	37.94	39.45	37.94
21 - 22	39.6	39	39.2	37.7	39.2	38.4	39.1	38.94	38.75	38.94
22 - 23	38.8	39.1	39.4	39.8	37.4	39.8	39.2	38.9	39.5	38.9
23 - 24	39.2	42.9	41.5	40.8	40.8	38.9	43.8	41.04	41.35	41.04

Starting Hour	Count	Average Speed of all Traffic	Violator Counts	Average Speed of Violators
00:00:00	0	N/A	N/A	N/A
01:00:00	0	N/A	N/A	N/A
02:00:00	0	N/A	N/A	N/A
03:00:00	0	N/A	N/A	N/A
04:00:00	0	N/A	N/A	N/A
05:00:00	0	N/A	N/A	N/A
06:00:00	0	N/A	N/A	N/A
07:00:00	0	N/A	N/A	N/A
08:00:00	0	N/A	N/A	N/A
09:00:00	0	N/A	N/A	N/A
10:00:00	122	7.8	33	38.1
11:00:00	242	8.2	68	39.4
12:00:00	252	7.2	76	39.1
13:00:00	328	5.7	91	38.9
14:00:00	391	5.6	111	39.1
15:00:00	381	5.1	102	39.1
16:00:00	421	5.2	116	39.2
17:00:00	372	5.9	95	39.8
18:00:00	290	7.2	66	39.9
19:00:00	177	9.0	44	39.1
20:00:00	118	12.8	35	39.8
21:00:00	84	15.1	21	38.7
22:00:00	36	27.4	16	40.6
23:00:00	26	24.7	9	42.5
00:00:00	7	30.7	4	38.8
01:00:00	10	35.0	5	39.5
02:00:00	10	33.5	4	41.3
03:00:00	18	26.3	11	40.2
04:00:00	27	20.6	7	38.9
05:00:00	68	18.3	30	39.8
06:00:00	155	10.5	54	39.5
07:00:00	245	7.2	82	38.6
08:00:00	238	6.6	78	38.3
09:00:00	187	8.4	47	38.8
10:00:00	237	8.4	66	39.7
11:00:00	258	7.5	74	39.0
12:00:00	257	6.6	89	38.7
13:00:00	305	6.1	70	39.5
14:00:00	426	4.3	106	38.6
15:00:00	378	5.0	75	39.3
16:00:00	486	4.4	104	39.0
17:00:00	397	5.4	69	39.7
18:00:00	276	6.0	59	39.0
19:00:00	188	8.2	37	38.7
20:00:00	143	10.5	44	39.9
21:00:00	70	17.1	27	41.0
22:00:00	47	19.3	10	41.0
23:00:00	27	27.9	9	43.6
00:00:00	13	36.3	6	42.5
01:00:00	7	33.9	4	40.0
02:00:00	9	26.9	6	38.3

Starting Hour	Count	Average Speed of all Traffic	Violator Counts	Average Speed of Violators
03:00:00	21	24.5	6	40.8
04:00:00	22	29.8	7	38.2
05:00:00	67	16.4	24	40.0
06:00:00	239	7.5	91	39.0
07:00:00	355	4.8	93	38.4
08:00:00	247	7.1	83	38.9
09:00:00	203	8.4	55	39.3
10:00:00	218	7.4	79	38.6
11:00:00	221	8.6	83	39.2
12:00:00	257	7.8	75	39.6
13:00:00	311	5.8	77	39.1
14:00:00	405	4.9	86	38.7
15:00:00	383	4.6	99	38.5
16:00:00	472	4.6	124	39.1
17:00:00	436	4.8	94	38.9
18:00:00	288	6.2	50	38.8
19:00:00	201	8.7	46	39.3
20:00:00	125	11.9	36	40.0
21:00:00	86	15.9	20	40.5
22:00:00	60	22.8	24	40.4
23:00:00	31	25.6	16	40.6
00:00:00	12	39.2	7	45.4
01:00:00	9	30.6	6	38.3
02:00:00	11	32.5	2	42.5
03:00:00	9	36.4	5	41.5
04:00:00	23	31.7	14	40.4
05:00:00	71	14.7	24	40.2
06:00:00	211	8.3	77	39.3
07:00:00	283	6.5	88	38.8
08:00:00	274	6.3	79	38.8
09:00:00	268	6.3	78	38.0
10:00:00	225	7.3	65	38.8
11:00:00	286	6.7	74	39.1
12:00:00	252	8.3	91	39.9
13:00:00	324	6.1	90	39.3
14:00:00	415	4.5	112	38.3
15:00:00	421	4.9	102	38.9
16:00:00	444	5.1	109	39.4
17:00:00	402	5.1	90	38.8
18:00:00	287	7.0	64	39.1
19:00:00	188	9.7	58	39.6
20:00:00	124	11.6	36	39.9
21:00:00	109	13.0	24	39.6
22:00:00	85	16.3	29	39.7
23:00:00	63	19.0	22	40.5
00:00:00	18	26.0	11	38.9
01:00:00	18	32.1	8	40.0
02:00:00	10	31.8	5	40.5
03:00:00	7	25.7	1	37.5
04:00:00	15	28.8	4	42.5
05:00:00	35	23.3	10	39.5

Starting Hour	Count	Average Speed of all Traffic	Violator Counts	Average Speed of Violators
06:00:00	94	17.0	47	39.5
07:00:00	154	12.0	65	40.1
08:00:00	228	8.4	78	39.8
09:00:00	304	6.4	88	39.2
10:00:00	309	7.1	118	39.4
11:00:00	292	6.9	93	39.4
12:00:00	324	5.7	55	39.2
13:00:00	310	6.4	78	39.0
14:00:00	317	5.2	91	38.3
15:00:00	263	6.9	98	38.8
16:00:00	311	6.9	106	39.1
17:00:00	289	7.2	95	39.6
18:00:00	212	8.7	67	39.0
19:00:00	153	9.8	22	41.1
20:00:00	113	13.1	35	39.4
21:00:00	102	14.7	32	39.5
22:00:00	87	15.3	22	39.1
23:00:00	57	19.1	19	39.3
00:00:00	23	28.4	9	39.7
01:00:00	32	16.9	9	40.8
02:00:00	21	27.4	9	40.8
03:00:00	18	18.1	4	46.3
04:00:00	36	9.2	3	37.5
05:00:00	21	24.6	9	38.1
06:00:00	46	22.1	20	39.5
07:00:00	66	18.5	33	38.7
08:00:00	102	16.0	42	41.2
09:00:00	181	9.1	52	39.1
10:00:00	273	7.1	78	39.2
11:00:00	298	6.5	75	39.5
12:00:00	242	7.6	75	39.0
13:00:00	265	7.5	87	39.3
14:00:00	270	7.1	77	39.5
15:00:00	273	6.8	72	38.9
16:00:00	233	7.5	57	38.9
17:00:00	217	9.0	80	39.4
18:00:00	187	9.8	51	40.0
19:00:00	112	12.1	33	39.2
20:00:00	70	17.4	19	38.6
21:00:00	51	18.2	17	40.1
22:00:00	28	23.9	13	39.0
23:00:00	20	31.4	7	39.6
00:00:00	5	32.5	2	37.5
01:00:00	8	39.4	6	42.5
02:00:00	4	36.3	2	40.0
03:00:00	11	31.4	4	41.3
04:00:00	26	26.3	11	39.8
05:00:00	59	21.7	27	40.6
06:00:00	220	8.3	73	39.3
07:00:00	268	7.2	86	39.4
08:00:00	246	7.0	76	38.3

Starting Hour	Count	Average Speed of all Traffic	Violator Counts	Average Speed of Violators
09:00:00	174	10.9	63	39.6
10:00:00	214	7.5	64	38.8
11:00:00	253	7.6	93	39.4
12:00:00	279	7.5	102	39.3
13:00:00	323	6.4	78	39.6
14:00:00	374	4.8	96	38.4
15:00:00	376	5.8	99	39.5
16:00:00	448	4.4	98	39.1
17:00:00	367	5.0	69	38.9
18:00:00	281	6.3	40	39.5
19:00:00	159	8.5	34	38.2
20:00:00	80	16.3	22	40.0
21:00:00	74	16.8	23	39.5
22:00:00	29	23.8	12	40.4
23:00:00	21	23.9	7	38.9
00:00:00	8	30.9	4	38.8
01:00:00	9	34.7	4	38.8
02:00:00	8	30.3	5	41.5
03:00:00	18	17.5	3	37.5
04:00:00	31	20.6	13	40.2
05:00:00	78	15.2	21	39.2
06:00:00	223	7.5	64	39.3
07:00:00	337	6.0	84	39.3
08:00:00	238	7.1	74	39.1
09:00:00	221	7.6	57	38.7
10:00:00	207	9.1	68	39.8
11:00:00	222	7.3	64	38.4
12:00:00	239	7.4	57	39.4
13:00:00	342	5.5	90	38.9
14:00:00	361	5.9	89	39.4
15:00:00	399	4.8	90	38.8
16:00:00	440	4.7	96	38.8
17:00:00	380	5.3	80	39.3
18:00:00	245	6.9	38	38.7
19:00:00	196	8.2	41	39.1
20:00:00	125	12.0	30	39.7
21:00:00	88	15.5	25	39.5
22:00:00	41	20.4	14	40.0
23:00:00	25	30.3	10	42.0
00:00:00	5	34.5	2	40.0
01:00:00	7	29.3	3	40.8
02:00:00	8	32.2	4	41.3
03:00:00	18	31.7	8	41.9
04:00:00	29	28.6	13	44.4
05:00:00	70	17.2	27	39.9
06:00:00	222	7.9	71	39.5
07:00:00	286	6.1	94	38.5
08:00:00	272	6.5	89	38.6
09:00:00	206	8.7	56	39.4
10:00:00	204	8.2	53	39.3
11:00:00	220	8.6	67	39.0

Starting Hour	Count	Average Speed of all Traffic	Violator Counts	Average Speed of Violators
12:00:00	266	7.3	80	39.6
13:00:00	326	5.7	95	39.0
14:00:00	391	4.5	94	38.7
15:00:00	376	5.2	110	39.0
16:00:00	484	4.7	87	39.3
17:00:00	416	4.8	87	38.5
18:00:00	291	6.7	48	39.9
19:00:00	187	8.6	51	38.8
20:00:00	111	13.7	27	41.8
21:00:00	90	15.5	37	39.7
22:00:00	45	24.5	20	41.3
23:00:00	27	30.1	11	42.5
00:00:00	8	39.4	5	43.5
01:00:00	13	28.5	7	41.1
02:00:00	11	20.7	3	37.5
03:00:00	16	26.7	7	38.2
04:00:00	23	31.8	11	40.7
05:00:00	70	18.1	35	39.1
06:00:00	250	7.7	98	39.6
07:00:00	330	5.6	107	39.0
08:00:00	242	6.8	71	38.8
09:00:00	200	9.1	56	39.8
10:00:00	231	7.8	46	39.2
11:00:00	254	7.0	65	39.3
12:00:00	255	7.9	70	39.3
13:00:00	308	5.8	62	38.8
14:00:00	387	4.7	93	38.6
15:00:00	365	5.7	97	39.2
16:00:00	479	4.6	131	39.3
17:00:00	431	4.6	83	39.0
18:00:00	267	6.3	52	38.6
19:00:00	204	8.6	47	39.8
20:00:00	131	11.8	36	40.1
21:00:00	79	16.2	20	40.5
22:00:00	50	20.8	18	39.7
23:00:00	26	20.5	8	38.8
00:00:00	3	24.2	1	37.5
01:00:00	11	28.9	6	40.8
02:00:00	8	30.9	5	40.5
03:00:00	12	24.8	5	39.5
04:00:00	25	24.2	8	38.8
05:00:00	64	19.8	26	40.6
06:00:00	207	9.4	81	39.7
07:00:00	340	5.3	110	38.6
08:00:00	274	6.4	75	39.1
09:00:00	233	7.2	61	38.3
10:00:00	250	8.0	63	39.5
11:00:00	266	6.6	85	38.6
12:00:00	274	7.1	83	39.5
13:00:00	358	5.7	90	39.2
14:00:00	397	4.9	113	38.6

Starting Hour	Count	Average Speed of all Traffic	Violator Counts	Average Speed of Violators
15:00:00	405	5.1	130	39.0
16:00:00	433	4.7	97	38.8
17:00:00	382	5.6	75	39.0
18:00:00	286	7.0	51	39.9
19:00:00	208	8.3	46	38.9
20:00:00	144	11.0	30	39.3
21:00:00	138	12.2	36	41.4
22:00:00	91	14.7	25	38.9
23:00:00	26	27.9	9	44.7
00:00:00	19	27.2	7	40.4
01:00:00	20	31.9	12	42.1
02:00:00	8	30.9	6	38.3
03:00:00	9	27.5	4	41.3
04:00:00	18	28.1	9	41.4
05:00:00	26	28.3	11	42.5
06:00:00	86	14.9	29	39.7
07:00:00	122	13.1	54	39.9
08:00:00	230	7.9	67	39.0
09:00:00	277	7.0	94	39.3
10:00:00	281	6.9	79	39.3
11:00:00	333	6.1	94	39.5
12:00:00	292	7.5	90	40.2
13:00:00	307	5.6	92	39.2
14:00:00	294	7.3	101	39.8
15:00:00	298	6.2	97	39.4
16:00:00	304	7.4	78	39.8
17:00:00	283	6.8	75	39.8
18:00:00	215	8.9	56	39.8
19:00:00	143	12.5	40	39.9
20:00:00	128	13.8	47	40.3
21:00:00	105	14.8	31	41.0
22:00:00	76	18.1	28	40.0
23:00:00	48	18.4	11	39.3
00:00:00	26	28.9	10	41.0
01:00:00	110	6.2	9	39.7
02:00:00	12	33.5	7	40.4
03:00:00	7	32.1	6	38.3
04:00:00	15	27.8	7	38.9
05:00:00	12	24.8	2	37.5
06:00:00	38	23.0	21	40.1
07:00:00	52	16.8	23	39.2
08:00:00	121	13.4	42	39.4
09:00:00	182	10.0	68	39.9
10:00:00	298	6.6	79	39.0
11:00:00	341	5.7	85	39.1
12:00:00	300	7.1	101	39.5
13:00:00	274	6.6	93	39.1
14:00:00	274	6.4	81	39.1
15:00:00	306	6.9	86	39.4
16:00:00	222	8.9	81	39.7
17:00:00	213	8.5	60	39.4

Starting Hour	Count	Average Speed of all Traffic	Violator Counts	Average Speed of Violators
18:00:00	201	7.1	45	38.2
19:00:00	159	10.3	50	39.0
20:00:00	98	16.0	35	40.4
21:00:00	71	18.5	23	39.7
22:00:00	35	21.1	8	41.3
23:00:00	18	26.4	5	41.5
00:00:00	7	32.1	4	42.5
01:00:00	11	28.0	5	37.5
02:00:00	8	28.4	2	42.5
03:00:00	13	30.0	9	41.4
04:00:00	13	38.7	9	41.4
05:00:00	61	17.6	18	40.8
06:00:00	241	7.8	61	39.9
07:00:00	298	6.4	92	39.1
08:00:00	259	7.3	74	39.1
09:00:00	196	9.3	52	39.5
10:00:00	208	8.4	62	38.9
11:00:00	267	7.2	87	39.9
12:00:00	244	7.1	69	38.8
13:00:00	290	6.1	77	38.9
14:00:00	398	4.4	82	38.8
15:00:00	394	5.2	93	38.7
16:00:00	443	4.7	104	39.1
17:00:00	363	4.5	70	38.1
18:00:00	243	7.4	57	38.7
19:00:00	150	10.4	41	38.6
20:00:00	126	12.4	33	40.1
21:00:00	81	17.6	34	39.9
22:00:00	45	24.3	16	39.7
23:00:00	28	22.3	11	40.2
00:00:00	16	28.0	5	40.5
01:00:00	9	32.8	6	40.8
02:00:00	11	35.2	5	39.5
03:00:00	14	30.7	6	42.5
04:00:00	26	30.3	13	44.0
05:00:00	77	16.6	27	39.2
06:00:00	232	8.2	75	39.1
07:00:00	377	4.8	94	39.1
08:00:00	260	6.5	64	38.8
09:00:00	210	7.9	68	39.0
10:00:00	261	6.8	67	38.6
11:00:00	228	7.3	72	38.8
12:00:00	244	7.1	80	39.1
13:00:00	332	6.1	64	39.5
14:00:00	321	6.0	78	38.9
15:00:00	411	4.9	105	38.8
16:00:00	456	4.4	104	39.1
17:00:00	367	5.8	63	40.1
18:00:00	293	5.4	44	37.8
19:00:00	185	9.4	43	39.4
20:00:00	124	12.1	34	39.0

Starting Hour	Count	Average Speed of all Traffic	Violator Counts	Average Speed of Violators
21:00:00	106	13.8	33	40.4
22:00:00	58	22.6	16	40.3
23:00:00	29	27.3	11	40.2
00:00:00	10	32.8	7	39.6
01:00:00	14	30.0	4	43.8
02:00:00	5	35.5	2	40.0
03:00:00	17	33.8	9	41.9
04:00:00	24	27.5	12	42.9
05:00:00	64	18.3	24	39.2
06:00:00	236	7.1	55	39.2
07:00:00	315	6.0	97	39.1
08:00:00	245	6.9	64	39.5
09:00:00	206	7.9	74	38.4
10:00:00	216	7.8	76	38.5
11:00:00	249	7.4	63	39.1
12:00:00	298	6.7	82	39.1
13:00:00	330	6.3	92	39.3
14:00:00	359	5.0	85	38.9
15:00:00	394	5.3	98	39.1
16:00:00	432	4.6	92	39.1
17:00:00	379	5.1	77	38.8
18:00:00	314	5.5	48	39.3
19:00:00	188	8.8	36	39.3
20:00:00	133	11.3	35	38.9
21:00:00	103	15.1	34	39.7
22:00:00	62	16.9	19	38.6
23:00:00	26	27.1	10	40.5
00:00:00	8	27.8	2	42.5
01:00:00	7	27.9	2	37.5
02:00:00	12	30.6	4	38.8
03:00:00	18	35.3	11	44.8
04:00:00	24	27.6	10	42.0
05:00:00	65	16.9	27	38.2
06:00:00	226	7.5	62	39.2
07:00:00	319	5.5	89	38.7
08:00:00	238	7.2	69	38.4
09:00:00	189	9.0	73	39.1
10:00:00	231	7.1	61	39.2
11:00:00	222	7.9	60	39.7
12:00:00	239	7.6	75	39.0
13:00:00	329	5.4	92	38.5
14:00:00	353	5.5	94	39.1
15:00:00	405	5.1	108	39.4
16:00:00	516	3.9	99	39.0
17:00:00	382	5.3	73	39.3
18:00:00	292	6.1	63	38.8
19:00:00	211	9.1	51	40.0
20:00:00	152	11.4	43	39.9
21:00:00	131	10.2	29	38.5
22:00:00	52	21.3	19	40.1
23:00:00	27	25.6	12	40.4

Starting Hour	Count	Average Speed of all Traffic	Violator Counts	Average Speed of Violators
00:00:00	10	36.5	6	40.0
01:00:00	11	29.3	7	39.6
02:00:00	15	37.5	10	41.5
03:00:00	18	31.9	6	45.0
04:00:00	19	28.2	8	38.1
05:00:00	70	19.6	28	39.5
06:00:00	205	7.0	56	38.1
07:00:00	301	5.8	84	38.9
08:00:00	263	7.1	70	38.7
09:00:00	218	7.7	53	38.5
10:00:00	230	8.2	68	39.4
11:00:00	248	7.8	70	39.4
12:00:00	291	6.2	68	38.5
13:00:00	315	5.9	75	38.8
14:00:00	363	4.7	74	38.3
15:00:00	356	6.2	100	39.5
16:00:00	464	4.3	114	39.0
17:00:00	388	5.1	79	39.3
18:00:00	280	6.1	61	38.8
19:00:00	177	10.1	48	40.4
20:00:00	119	12.6	37	39.3
21:00:00	131	13.3	44	40.5
22:00:00	89	13.5	20	39.5
23:00:00	47	20.2	11	41.6
00:00:00	32	28.8	16	40.3
01:00:00	23	29.1	9	41.4
02:00:00	16	31.9	9	41.9
03:00:00	14	28.4	7	40.4
04:00:00	15	29.2	5	39.5
05:00:00	35	24.1	15	39.2
06:00:00	90	15.3	40	38.8
07:00:00	146	12.1	50	40.1
08:00:00	241	7.0	71	38.9
09:00:00	304	6.0	68	39.2
10:00:00	313	5.8	87	38.6
11:00:00	362	5.6	113	39.5
12:00:00	333	6.1	107	39.2
13:00:00	326	5.6	79	38.8
14:00:00	296	6.7	85	39.6
15:00:00	290	7.1	109	39.4
16:00:00	274	7.1	75	39.4
17:00:00	255	6.7	50	38.6
18:00:00	193	8.5	45	39.1
19:00:00	124	14.9	43	40.1
20:00:00	118	13.2	39	39.7
21:00:00	64	18.0	18	39.4
22:00:00	61	18.8	20	39.5
23:00:00	35	27.2	13	40.6
00:00:00	27	26.6	9	42.5
01:00:00	11	38.0	7	42.5
02:00:00	11	30.2	8	39.4

Starting Hour	Count	Average Speed of all Traffic	Violator Counts	Average Speed of Violators
03:00:00	7	32.1	4	42.5
04:00:00	14	28.8	8	41.9
05:00:00	22	26.3	9	38.1
06:00:00	42	24.4	24	39.8
07:00:00	52	24.2	25	40.5
08:00:00	125	13.7	47	39.9
09:00:00	173	10.3	53	39.5
10:00:00	239	6.7	52	38.5
11:00:00	313	6.6	83	39.1
12:00:00	287	6.5	72	39.0
13:00:00	251	7.1	94	39.3
14:00:00	244	7.1	65	38.9
15:00:00	255	6.9	75	38.9
16:00:00	211	9.0	60	39.8
17:00:00	191	10.2	59	39.9
18:00:00	179	9.1	55	39.0
19:00:00	118	13.2	33	39.8
20:00:00	90	14.3	28	39.8
21:00:00	71	14.9	20	39.0
22:00:00	39	23.5	15	39.8
23:00:00	16	25.6	7	40.4
00:00:00	10	35.5	4	42.5
01:00:00	9	34.7	5	38.5
02:00:00	2	30.0	0	0.0
03:00:00	13	31.3	10	40.5
04:00:00	18	27.2	11	39.8
05:00:00	75	18.3	34	40.7
06:00:00	204	7.8	56	38.9
07:00:00	282	6.0	78	38.5
08:00:00	467	3.5	42	38.8
09:00:00	175	8.6	46	38.8
10:00:00	202	7.1	40	38.6
11:00:00	220	8.8	70	39.6
12:00:00	267	7.4	67	39.5
13:00:00	291	6.2	60	39.2
14:00:00	369	5.1	88	39.0
15:00:00	387	5.2	88	38.8
16:00:00	439	4.4	70	38.7
17:00:00	408	4.5	48	39.1
18:00:00	250	6.7	36	38.3
19:00:00	160	10.5	45	39.5
20:00:00	113	13.1	28	40.5
21:00:00	85	15.5	32	40.5
22:00:00	29	22.8	9	40.3
23:00:00	20	31.0	10	39.0
00:00:00	9	35.6	6	44.2
01:00:00	7	25.4	3	39.2
02:00:00	5	19.5	1	37.5
03:00:00	12	32.7	8	38.8
04:00:00	27	29.9	11	41.6
05:00:00	87	15.9	29	40.6

Starting Hour	Count	Average Speed of all Traffic	Violator Counts	Average Speed of Violators
06:00:00	205	8.3	78	38.9
07:00:00	384	4.8	108	38.9
08:00:00	299	6.6	110	39.0
09:00:00	232	6.8	59	38.3
10:00:00	191	9.6	54	39.7
11:00:00	248	7.3	61	39.0
12:00:00	263	7.4	70	39.0
13:00:00	308	5.9	82	39.1
14:00:00	398	4.3	103	38.0
15:00:00	375	5.5	104	39.1
16:00:00	453	4.6	95	38.7
17:00:00	385	5.5	84	39.8
18:00:00	286	6.6	63	39.2
19:00:00	186	9.4	50	39.3
20:00:00	146	11.7	36	40.7
21:00:00	95	15.0	28	40.0
22:00:00	47	19.3	9	40.3
23:00:00	36	24.0	17	41.9
00:00:00	15	31.7	4	45.0
01:00:00	6	32.5	2	40.0
02:00:00	7	25.4	2	45.0
03:00:00	18	30.4	8	43.8
04:00:00	14	31.6	5	40.5
05:00:00	70	16.5	26	39.8
06:00:00	193	7.7	53	38.8
07:00:00	303	5.7	76	38.8
08:00:00	252	7.0	74	38.6
09:00:00	182	9.9	53	39.2
10:00:00	209	7.1	57	38.6
11:00:00	247	7.4	64	39.1
12:00:00	277	6.8	85	39.3
13:00:00	313	5.9	70	39.1
14:00:00	381	4.5	69	38.2
15:00:00	384	5.0	84	38.8
16:00:00	426	4.8	71	38.9
17:00:00	382	5.0	58	38.4
18:00:00	277	5.5	45	37.9
19:00:00	181	8.9	38	38.7
20:00:00	125	11.8	29	39.2
21:00:00	105	12.4	29	38.9
22:00:00	39	23.1	12	40.4
23:00:00	36	26.0	16	39.4
00:00:00	13	39.0	11	40.7
01:00:00	7	30.7	5	39.5
02:00:00	8	36.3	5	39.5
03:00:00	5	40.5	3	45.8
04:00:00	0	N/A	N/A	N/A
05:00:00	0	N/A	N/A	N/A
06:00:00	0	N/A	N/A	N/A
07:00:00	0	N/A	N/A	N/A
08:00:00	0	N/A	N/A	N/A

Starting Hour	Count	Average Speed of all Traffic	Violator Counts	Average Speed of Violators
09:00:00	0	N/A	N/A	N/A
10:00:00	0	N/A	N/A	N/A
11:00:00	0	N/A	N/A	N/A
12:00:00	0	N/A	N/A	N/A
13:00:00	0	N/A	N/A	N/A
14:00:00	0	N/A	N/A	N/A
15:00:00	0	N/A	N/A	N/A
16:00:00	0	N/A	N/A	N/A
17:00:00	0	N/A	N/A	N/A
18:00:00	0	N/A	N/A	N/A
19:00:00	0	N/A	N/A	N/A
20:00:00	0	N/A	N/A	N/A
21:00:00	0	N/A	N/A	N/A
22:00:00	0	N/A	N/A	N/A
23:00:00	0	N/A	N/A	N/A
00:00:00	0	N/A	N/A	N/A
01:00:00	0	N/A	N/A	N/A
02:00:00	0	N/A	N/A	N/A
03:00:00	0	N/A	N/A	N/A
04:00:00	0	N/A	N/A	N/A
05:00:00	0	N/A	N/A	N/A
06:00:00	0	N/A	N/A	N/A
07:00:00	0	N/A	N/A	N/A
08:00:00	0	N/A	N/A	N/A
09:00:00	0	N/A	N/A	N/A
10:00:00	0	N/A	N/A	N/A
11:00:00	0	N/A	N/A	N/A
12:00:00	0	N/A	N/A	N/A
13:00:00	0	N/A	N/A	N/A
14:00:00	0	N/A	N/A	N/A
15:00:00	0	N/A	N/A	N/A
16:00:00	0	N/A	N/A	N/A
17:00:00	0	N/A	N/A	N/A
18:00:00	0	N/A	N/A	N/A
19:00:00	0	N/A	N/A	N/A
20:00:00	0	N/A	N/A	N/A
21:00:00	0	N/A	N/A	N/A
22:00:00	0	N/A	N/A	N/A
23:00:00	0	N/A	N/A	N/A
00:00:00	0	N/A	N/A	N/A
01:00:00	0	N/A	N/A	N/A
02:00:00	0	N/A	N/A	N/A
03:00:00	0	N/A	N/A	N/A
04:00:00	0	N/A	N/A	N/A
05:00:00	0	N/A	N/A	N/A
06:00:00	0	N/A	N/A	N/A
07:00:00	0	N/A	N/A	N/A
08:00:00	0	N/A	N/A	N/A
09:00:00	0	N/A	N/A	N/A
10:00:00	0	N/A	N/A	N/A
11:00:00	0	N/A	N/A	N/A

Starting Hour	Count	Average Speed of all Traffic	Violator Counts	Average Speed of Violators
12:00:00	0	N/A	N/A	N/A
13:00:00	0	N/A	N/A	N/A
14:00:00	0	N/A	N/A	N/A
15:00:00	0	N/A	N/A	N/A
16:00:00	0	N/A	N/A	N/A
17:00:00	0	N/A	N/A	N/A
18:00:00	0	N/A	N/A	N/A
19:00:00	0	N/A	N/A	N/A
20:00:00	0	N/A	N/A	N/A
21:00:00	0	N/A	N/A	N/A
22:00:00	0	N/A	N/A	N/A
23:00:00	0	N/A	N/A	N/A
00:00:00	0	N/A	N/A	N/A
01:00:00	0	N/A	N/A	N/A
02:00:00	0	N/A	N/A	N/A
03:00:00	0	N/A	N/A	N/A
04:00:00	0	N/A	N/A	N/A
05:00:00	0	N/A	N/A	N/A
06:00:00	0	N/A	N/A	N/A
07:00:00	0	N/A	N/A	N/A
08:00:00	0	N/A	N/A	N/A
09:00:00	0	N/A	N/A	N/A
10:00:00	0	N/A	N/A	N/A
11:00:00	0	N/A	N/A	N/A
12:00:00	0	N/A	N/A	N/A
13:00:00	0	N/A	N/A	N/A
14:00:00	0	N/A	N/A	N/A
15:00:00	0	N/A	N/A	N/A
16:00:00	0	N/A	N/A	N/A
17:00:00	0	N/A	N/A	N/A
18:00:00	0	N/A	N/A	N/A
19:00:00	0	N/A	N/A	N/A
20:00:00	0	N/A	N/A	N/A
21:00:00	0	N/A	N/A	N/A
22:00:00	0	N/A	N/A	N/A
23:00:00	0	N/A	N/A	N/A
00:00:00	0	N/A	N/A	N/A
01:00:00	0	N/A	N/A	N/A
02:00:00	0	N/A	N/A	N/A
03:00:00	0	N/A	N/A	N/A
04:00:00	0	N/A	N/A	N/A
05:00:00	0	N/A	N/A	N/A
06:00:00	0	N/A	N/A	N/A
07:00:00	0	N/A	N/A	N/A
08:00:00	0	N/A	N/A	N/A
09:00:00	0	N/A	N/A	N/A
10:00:00	0	N/A	N/A	N/A
11:00:00	0	N/A	N/A	N/A
12:00:00	0	N/A	N/A	N/A
13:00:00	0	N/A	N/A	N/A
14:00:00	0	N/A	N/A	N/A

Starting Hour	Count	Average Speed of all Traffic	Violator Counts	Average Speed of Violators
15:00:00	0	N/A	N/A	N/A
16:00:00	0	N/A	N/A	N/A
17:00:00	0	N/A	N/A	N/A
18:00:00	0	N/A	N/A	N/A
19:00:00	0	N/A	N/A	N/A
20:00:00	0	N/A	N/A	N/A
21:00:00	0	N/A	N/A	N/A
22:00:00	0	N/A	N/A	N/A
23:00:00	0	N/A	N/A	N/A
00:00:00	0	N/A	N/A	N/A
01:00:00	0	N/A	N/A	N/A
02:00:00	0	N/A	N/A	N/A
03:00:00	0	N/A	N/A	N/A
04:00:00	0	N/A	N/A	N/A
05:00:00	0	N/A	N/A	N/A
06:00:00	0	N/A	N/A	N/A
07:00:00	0	N/A	N/A	N/A
08:00:00	0	N/A	N/A	N/A
09:00:00	0	N/A	N/A	N/A
10:00:00	0	N/A	N/A	N/A
11:00:00	0	N/A	N/A	N/A
12:00:00	0	N/A	N/A	N/A
13:00:00	0	N/A	N/A	N/A
14:00:00	0	N/A	N/A	N/A
15:00:00	0	N/A	N/A	N/A
16:00:00	0	N/A	N/A	N/A
17:00:00	0	N/A	N/A	N/A
18:00:00	0	N/A	N/A	N/A
19:00:00	0	N/A	N/A	N/A
20:00:00	0	N/A	N/A	N/A
21:00:00	0	N/A	N/A	N/A
22:00:00	0	N/A	N/A	N/A
23:00:00	0	N/A	N/A	N/A
00:00:00	0	N/A	N/A	N/A
01:00:00	0	N/A	N/A	N/A
02:00:00	0	N/A	N/A	N/A
03:00:00	0	N/A	N/A	N/A
04:00:00	0	N/A	N/A	N/A
05:00:00	0	N/A	N/A	N/A
06:00:00	0	N/A	N/A	N/A
07:00:00	0	N/A	N/A	N/A
08:00:00	0	N/A	N/A	N/A
09:00:00	0	N/A	N/A	N/A
10:00:00	0	N/A	N/A	N/A
11:00:00	0	N/A	N/A	N/A
12:00:00	0	N/A	N/A	N/A
13:00:00	0	N/A	N/A	N/A
14:00:00	0	N/A	N/A	N/A
15:00:00	0	N/A	N/A	N/A
16:00:00	0	N/A	N/A	N/A
17:00:00	0	N/A	N/A	N/A

Starting Hour	Count	Average Speed of all Traffic	Violator Counts	Average Speed of Violators
18:00:00	0	N/A	N/A	N/A
19:00:00	0	N/A	N/A	N/A
20:00:00	0	N/A	N/A	N/A
21:00:00	0	N/A	N/A	N/A
22:00:00	0	N/A	N/A	N/A
23:00:00	0	N/A	N/A	N/A
00:00:00	0	N/A	N/A	N/A
01:00:00	0	N/A	N/A	N/A
02:00:00	0	N/A	N/A	N/A
03:00:00	0	N/A	N/A	N/A
04:00:00	0	N/A	N/A	N/A
05:00:00	0	N/A	N/A	N/A
06:00:00	0	N/A	N/A	N/A
07:00:00	0	N/A	N/A	N/A
08:00:00	0	N/A	N/A	N/A
09:00:00	0	N/A	N/A	N/A
10:00:00	0	N/A	N/A	N/A
11:00:00	0	N/A	N/A	N/A
12:00:00	0	N/A	N/A	N/A
13:00:00	0	N/A	N/A	N/A
14:00:00	0	N/A	N/A	N/A
15:00:00	0	N/A	N/A	N/A
16:00:00	0	N/A	N/A	N/A
17:00:00	0	N/A	N/A	N/A
18:00:00	0	N/A	N/A	N/A
19:00:00	0	N/A	N/A	N/A
20:00:00	0	N/A	N/A	N/A
21:00:00	0	N/A	N/A	N/A
22:00:00	0	N/A	N/A	N/A
23:00:00	0	N/A	N/A	N/A
00:00:00	0	N/A	N/A	N/A
01:00:00	0	N/A	N/A	N/A
02:00:00	0	N/A	N/A	N/A
03:00:00	0	N/A	N/A	N/A
04:00:00	0	N/A	N/A	N/A
05:00:00	0	N/A	N/A	N/A
06:00:00	0	N/A	N/A	N/A
07:00:00	0	N/A	N/A	N/A
08:00:00	0	N/A	N/A	N/A
09:00:00	0	N/A	N/A	N/A
10:00:00	0	N/A	N/A	N/A
11:00:00	0	N/A	N/A	N/A
12:00:00	0	N/A	N/A	N/A
13:00:00	0	N/A	N/A	N/A
14:00:00	0	N/A	N/A	N/A
15:00:00	0	N/A	N/A	N/A
16:00:00	0	N/A	N/A	N/A
17:00:00	0	N/A	N/A	N/A
18:00:00	0	N/A	N/A	N/A
19:00:00	0	N/A	N/A	N/A
20:00:00	0	N/A	N/A	N/A

Starting Hour	Count	Average Speed of all Traffic	Violator Counts	Average Speed of Violators
21:00:00	0	N/A	N/A	N/A
22:00:00	0	N/A	N/A	N/A
23:00:00	0	N/A	N/A	N/A
00:00:00	0	N/A	N/A	N/A
01:00:00	0	N/A	N/A	N/A
02:00:00	0	N/A	N/A	N/A
03:00:00	0	N/A	N/A	N/A
04:00:00	0	N/A	N/A	N/A
05:00:00	0	N/A	N/A	N/A
06:00:00	0	N/A	N/A	N/A
07:00:00	0	N/A	N/A	N/A
08:00:00	0	N/A	N/A	N/A
09:00:00	0	N/A	N/A	N/A
10:00:00	0	N/A	N/A	N/A
11:00:00	0	N/A	N/A	N/A
12:00:00	0	N/A	N/A	N/A
13:00:00	0	N/A	N/A	N/A
14:00:00	0	N/A	N/A	N/A
15:00:00	0	N/A	N/A	N/A
16:00:00	0	N/A	N/A	N/A
17:00:00	0	N/A	N/A	N/A
18:00:00	0	N/A	N/A	N/A
19:00:00	0	N/A	N/A	N/A
20:00:00	0	N/A	N/A	N/A
21:00:00	0	N/A	N/A	N/A
22:00:00	0	N/A	N/A	N/A
23:00:00	0	N/A	N/A	N/A
00:00:00	0	N/A	N/A	N/A
01:00:00	0	N/A	N/A	N/A
02:00:00	0	N/A	N/A	N/A
03:00:00	0	N/A	N/A	N/A
04:00:00	0	N/A	N/A	N/A
05:00:00	0	N/A	N/A	N/A
06:00:00	0	N/A	N/A	N/A
07:00:00	0	N/A	N/A	N/A
08:00:00	0	N/A	N/A	N/A
09:00:00	0	N/A	N/A	N/A
10:00:00	0	N/A	N/A	N/A
11:00:00	0	N/A	N/A	N/A
12:00:00	0	N/A	N/A	N/A
13:00:00	0	N/A	N/A	N/A
14:00:00	0	N/A	N/A	N/A
15:00:00	0	N/A	N/A	N/A
16:00:00	0	N/A	N/A	N/A
17:00:00	0	N/A	N/A	N/A
18:00:00	0	N/A	N/A	N/A
19:00:00	0	N/A	N/A	N/A
20:00:00	0	N/A	N/A	N/A
21:00:00	0	N/A	N/A	N/A
22:00:00	0	N/A	N/A	N/A
23:00:00	0	N/A	N/A	N/A

Starting Hour	Count	Average Speed of all Traffic	Violator Counts	Average Speed of Violators
00:00:00	0	N/A	N/A	N/A
01:00:00	0	N/A	N/A	N/A
02:00:00	0	N/A	N/A	N/A
03:00:00	0	N/A	N/A	N/A
04:00:00	0	N/A	N/A	N/A
05:00:00	0	N/A	N/A	N/A
06:00:00	0	N/A	N/A	N/A
07:00:00	0	N/A	N/A	N/A
08:00:00	0	N/A	N/A	N/A
09:00:00	0	N/A	N/A	N/A
10:00:00	0	N/A	N/A	N/A
11:00:00	0	N/A	N/A	N/A
12:00:00	0	N/A	N/A	N/A
13:00:00	0	N/A	N/A	N/A
14:00:00	0	N/A	N/A	N/A
15:00:00	0	N/A	N/A	N/A
16:00:00	0	N/A	N/A	N/A
17:00:00	0	N/A	N/A	N/A
18:00:00	0	N/A	N/A	N/A
19:00:00	0	N/A	N/A	N/A
20:00:00	0	N/A	N/A	N/A
21:00:00	0	N/A	N/A	N/A
22:00:00	0	N/A	N/A	N/A
23:00:00	0	N/A	N/A	N/A

Incoming Histogram

Knoll Lane October 2019

from Tue-Sep-24-2019-10-00-AM to Tue-Oct-29-2019-01-59-PM

Date	Starting Hr:min	<15	15 to <20	20 to <25	25 to <30	30 to <35	35 to <40	40 to <45	45 to <50	50 to <55	55 to <60	60 to <65	65 to <70	70 to <75	75 to <80	80 to <85	85 to <90	90 to <95	95 to <100	100 to >105	Total Counts	85pct Speed	10MPH Pace	% in pace	# of Speeders	% Speeders
24/09/2019	00:00	*	*	*	*	*	*	*	*	*	*	*	*	*	*	*	*	*	*	*	*	*	*	*	*	*
24/09/2019	01:00	*	*	*	*	*	*	*	*	*	*	*	*	*	*	*	*	*	*	*	*	*	*	*	*	*
24/09/2019	02:00	*	*	*	*	*	*	*	*	*	*	*	*	*	*	*	*	*	*	*	*	*	*	*	*	*
24/09/2019	03:00	*	*	*	*	*	*	*	*	*	*	*	*	*	*	*	*	*	*	*	*	*	*	*	*	*
24/09/2019	04:00	*	*	*	*	*	*	*	*	*	*	*	*	*	*	*	*	*	*	*	*	*	*	*	*	*
24/09/2019	05:00	*	*	*	*	*	*	*	*	*	*	*	*	*	*	*	*	*	*	*	*	*	*	*	*	*
24/09/2019	06:00	*	*	*	*	*	*	*	*	*	*	*	*	*	*	*	*	*	*	*	*	*	*	*	*	*
24/09/2019	07:00	*	*	*	*	*	*	*	*	*	*	*	*	*	*	*	*	*	*	*	*	*	*	*	*	*
24/09/2019	08:00	*	*	*	*	*	*	*	*	*	*	*	*	*	*	*	*	*	*	*	*	*	*	*	*	*
24/09/2019	09:00	*	*	*	*	*	*	*	*	*	*	*	*	*	*	*	*	*	*	*	*	*	*	*	*	*
24/09/2019	10:00	0	0	5	48	62	34	4	0	0	0	0	0	0	0	0	0	0	0	0	153	37.2	30 to 40	94.1	38	24.8
24/09/2019	11:00	21	3	11	40	87	46	13	7	0	0	0	0	0	0	0	0	0	0	0	228	38.5	30 to 40	75.9	66	28.9
24/09/2019	12:00	0	1	9	51	123	56	15	5	0	0	0	0	0	0	0	0	0	0	0	260	38.3	30 to 40	88.5	76	29.2
24/09/2019	13:00	0	0	15	88	122	73	20	3	0	0	0	0	0	0	0	0	0	0	0	321	38.3	30 to 40	88.2	96	29.9
24/09/2019	14:00	1	11	20	131	139	79	22	6	1	0	0	0	0	0	0	0	0	0	0	410	37.9	30 to 40	85.1	108	26.3
24/09/2019	15:00	0	5	22	103	135	85	17	5	1	0	0	0	0	0	0	0	0	0	0	373	38.1	30 to 40	86.6	108	29.0
24/09/2019	16:00	0	3	29	142	147	80	24	7	1	0	0	0	0	0	0	0	0	0	0	433	37.9	30 to 40	85.2	112	25.9
24/09/2019	17:00	0	4	26	122	117	69	14	7	2	1	0	0	1	0	0	0	0	0	0	363	37.9	30 to 40	84.8	94	25.9
24/09/2019	18:00	0	6	23	101	79	48	9	6	2	1	0	0	0	0	0	0	0	0	0	275	37.6	30 to 40	82.9	66	24.0
24/09/2019	19:00	0	2	10	55	63	27	10	1	0	0	0	0	0	0	0	0	0	0	0	168	37.4	30 to 40	86.3	38	22.6
24/09/2019	20:00	0	1	4	39	39	24	10	3	0	0	0	0	0	0	0	0	0	0	0	120	39	30 to 40	85.0	37	30.8
24/09/2019	21:00	0	2	5	29	21	14	5	1	0	0	0	0	0	0	0	0	0	0	0	77	37.9	30 to 40	83.1	20	26.0
24/09/2019	22:00	1	0	0	10	10	9	5	1	1	0	0	0	0	0	0	0	0	0	0	37	41	30 to 40	78.4	16	43.2
24/09/2019	23:00	0	0	3	7	5	3	4	2	0	0	0	0	0	0	0	0	0	0	0	24	42.5	25 to 35	62.5	9	37.5
24 Hr Summary		23	38	182	966	1149	647	172	54	8	2	0	0	1	0	0	0	0	0	0	3242	38.1	30 to 40	85.2	884	27.3

Incoming Histogram

Knoll Lane October 2019

from Tue-Sep-24-2019-10-00-AM to Tue-Oct-29-2019-01-59-PM

Date	Starting Hr:min	<15	15 to <20	20 to <25	25 to <30	30 to <35	35 to <40	40 to <45	45 to <50	50 to <55	55 to <60	60 to <65	65 to <70	70 to <75	75 to <80	80 to <85	85 to <90	90 to <95	95 to <100	100 to >105	Total Counts	85pct Speed	10MPH Pace	% in pace	# of Speeders	% Speeders
25/09/2019	00:00	0	0	0	0	3	3	0	0	0	0	0	0	0	0	0	0	0	0	0	6	38.3	30 to 40	100.0	3	50.0
25/09/2019	01:00	0	0	0	2	2	3	2	0	0	0	0	0	0	0	0	0	0	0	0	9	42.5	30 to 40	77.8	5	55.6
25/09/2019	02:00	0	0	1	3	2	3	0	0	1	0	0	0	0	0	0	0	0	0	0	10	38.3	30 to 40	80.0	4	40.0
25/09/2019	03:00	4	0	0	4	3	7	4	2	0	0	0	0	0	0	0	0	0	0	0	24	42.5	30 to 40	58.3	13	54.2
25/09/2019	04:00	3	1	0	5	7	5	0	0	0	0	0	0	0	0	0	0	0	0	0	21	37	30 to 40	81.0	5	23.8
25/09/2019	05:00	2	0	1	12	28	21	6	1	2	0	0	0	0	0	0	0	0	0	0	73	39.5	30 to 40	83.6	30	41.1
25/09/2019	06:00	0	0	4	31	73	44	18	3	0	0	0	0	0	0	0	0	0	0	0	173	39.4	30 to 40	85.5	65	37.6
25/09/2019	07:00	0	0	6	60	94	68	14	3	0	0	0	0	0	0	0	0	0	0	0	245	38.5	30 to 40	90.6	85	34.7
25/09/2019	08:00	0	0	9	64	87	61	6	1	0	0	0	0	0	0	0	0	0	0	0	228	37.8	30 to 40	93.0	68	29.8
25/09/2019	09:00	0	0	7	41	98	36	11	0	1	0	0	0	0	0	0	0	0	0	0	194	37.6	30 to 40	90.2	48	24.7
25/09/2019	10:00	0	2	10	71	79	48	18	4	0	1	0	0	0	0	0	0	0	0	0	233	38.8	30 to 40	85.0	71	30.5
25/09/2019	11:00	0	2	16	83	96	55	11	5	0	0	0	0	0	0	0	0	0	0	0	268	37.8	30 to 40	87.3	71	26.5
25/09/2019	12:00	0	1	3	69	90	67	18	2	0	0	0	0	0	0	0	0	0	0	0	250	38.7	30 to 40	90.4	87	34.8
25/09/2019	13:00	0	4	15	101	124	51	19	5	0	0	0	0	0	0	0	0	0	0	0	319	37.6	30 to 40	86.5	75	23.5
25/09/2019	14:00	2	5	20	122	163	86	16	3	0	0	0	0	0	0	0	0	0	0	0	417	37.4	30 to 40	89.0	105	25.2
25/09/2019	15:00	2	4	37	149	132	49	15	2	1	1	0	0	0	0	0	0	0	0	0	392	35.9	30 to 40	84.2	68	17.3
25/09/2019	16:00	8	9	57	150	161	83	23	4	0	0	0	0	0	0	0	0	0	0	0	495	37.2	30 to 40	79.6	110	22.2
25/09/2019	17:00	6	12	22	125	149	45	17	5	1	0	0	0	0	0	0	0	0	0	0	382	36.2	30 to 40	83.5	68	17.8
25/09/2019	18:00	2	6	38	94	72	39	16	1	0	0	0	0	0	0	0	0	0	0	0	268	37.1	30 to 40	76.5	56	20.9
25/09/2019	19:00	0	0	9	65	65	29	7	3	0	0	0	0	0	0	0	0	0	0	0	178	37.1	30 to 40	89.3	39	21.9
25/09/2019	20:00	0	6	4	31	55	28	10	0	1	1	0	0	0	0	0	0	0	0	0	136	38.6	30 to 40	83.8	40	29.4
25/09/2019	21:00	0	0	4	15	25	10	14	1	1	0	0	0	0	0	0	0	0	0	0	70	42.1	30 to 40	71.4	26	37.1
25/09/2019	22:00	0	0	1	16	15	4	3	2	0	0	0	0	0	0	0	0	0	0	0	41	38.8	30 to 40	85.4	9	22.0
25/09/2019	23:00	0	0	1	4	13	5	2	0	1	0	0	1	0	0	0	0	0	0	0	27	40	30 to 40	81.5	9	33.3
24 Hr Summary		29	52	265	1317	1636	850	250	47	9	3	0	1	0	0	0	0	0	0	0	4459	37.9	30 to 40	85.3	1160	26.0

Incoming Histogram

Knoll Lane October 2019

from Tue-Sep-24-2019-10-00-AM to Tue-Oct-29-2019-01-59-PM

Date	Starting Hr:min	<15	15 to <20	20 to <25	25 to <30	30 to <35	35 to <40	40 to <45	45 to <50	50 to <55	55 to <60	60 to <65	65 to <70	70 to <75	75 to <80	80 to <85	85 to <90	90 to <95	95 to <100	100 to >105	Total Counts	85pct Speed	10MPH Pace	% in pace	# of Speeders	% Speeders
26/09/2019	00:00	0	0	0	2	4	3	1	1	1	0	0	0	0	0	0	0	0	0	0	12	45	30 to 40	75.0	6	50.0
26/09/2019	01:00	0	0	1	2	0	5	2	0	0	0	0	0	0	0	0	0	0	0	0	10	40	30 to 40	70.0	7	70.0
26/09/2019	02:00	0	0	0	2	2	2	1	0	0	0	0	0	0	0	0	0	0	0	0	7	40	30 to 40	85.7	3	42.9
26/09/2019	03:00	4	0	2	3	7	4	2	1	0	0	0	0	0	0	0	0	0	0	0	23	40	30 to 40	60.9	7	30.4
26/09/2019	04:00	0	0	1	4	8	6	1	0	1	0	0	0	0	0	0	0	0	0	0	21	39.2	30 to 40	85.7	8	38.1
26/09/2019	05:00	1	0	0	17	31	20	5	1	0	1	0	0	0	0	0	0	0	0	0	76	39	30 to 40	89.5	27	35.5
26/09/2019	06:00	0	0	4	65	95	71	17	5	0	0	0	0	0	0	0	0	0	0	0	257	38.8	30 to 40	89.9	93	36.2
26/09/2019	07:00	1	0	11	104	146	71	18	0	0	0	0	0	0	0	0	0	0	0	0	351	37.5	30 to 40	91.5	89	25.4
26/09/2019	08:00	0	0	7	57	92	68	10	4	2	0	0	0	0	0	0	0	0	0	0	240	38.5	30 to 40	90.4	84	35.0
26/09/2019	09:00	0	0	5	54	78	39	16	2	0	0	0	0	0	0	0	0	0	0	0	194	38.6	30 to 40	88.1	57	29.4
26/09/2019	10:00	2	0	4	66	79	63	12	2	0	0	0	0	0	0	0	0	0	0	0	228	38.4	30 to 40	91.2	77	33.8
26/09/2019	11:00	2	0	3	42	88	65	13	4	1	1	0	0	0	0	0	0	0	0	0	219	38.9	30 to 40	89.0	84	38.4
26/09/2019	12:00	0	2	13	66	109	53	22	4	0	0	1	0	0	0	0	0	0	0	0	270	38.8	30 to 40	84.4	80	29.6
26/09/2019	13:00	2	1	8	93	131	63	13	3	1	1	0	0	0	0	0	0	0	0	0	316	37.7	30 to 40	90.8	81	25.6
26/09/2019	14:00	0	5	18	131	157	67	12	1	0	0	0	0	0	0	0	0	0	0	0	391	36.6	30 to 40	90.8	80	20.5
26/09/2019	15:00	1	2	34	126	134	83	17	1	1	0	0	0	0	0	0	0	0	0	0	399	37.5	30 to 40	86.0	102	25.6
26/09/2019	16:00	5	8	44	136	160	94	27	4	0	1	0	0	0	0	0	0	0	0	0	479	37.9	30 to 40	81.4	126	26.3
26/09/2019	17:00	3	4	37	135	155	72	11	4	2	0	0	0	0	0	0	0	0	0	0	423	36.8	30 to 40	85.6	89	21.0
26/09/2019	18:00	0	5	16	112	97	39	5	2	1	0	0	0	0	0	0	0	0	0	0	277	35.6	30 to 40	89.5	47	17.0
26/09/2019	19:00	0	2	9	66	74	33	5	4	0	1	0	0	0	0	0	0	0	0	0	194	37.1	30 to 40	89.2	43	22.2
26/09/2019	20:00	0	0	4	32	46	21	12	2	1	0	0	0	0	0	0	0	0	0	0	118	39.3	30 to 40	83.9	36	30.5
26/09/2019	21:00	1	0	3	33	29	12	6	3	0	0	0	0	0	0	0	0	0	0	0	87	38.3	30 to 40	85.1	21	24.1
26/09/2019	22:00	0	0	5	13	16	13	6	2	1	0	0	0	0	0	0	0	0	0	0	56	40.8	30 to 40	75.0	22	39.3
26/09/2019	23:00	0	0	0	9	5	8	4	3	0	0	0	0	0	0	0	0	0	0	0	29	43.8	30 to 40	75.9	15	51.7
24 Hr Summary		22	29	229	1370	1743	975	238	53	12	5	1	0	0	0	0	0	0	0	0	4677	38	30 to 40	87.4	1284	27.5

Incoming Histogram

Knoll Lane October 2019

from Tue-Sep-24-2019-10-00-AM to Tue-Oct-29-2019-01-59-PM

Date	Starting Hr:min	<15	15 to <20	20 to <25	25 to <30	30 to <35	35 to <40	40 to <45	45 to <50	50 to <55	55 to <60	60 to <65	65 to <70	70 to <75	75 to <80	80 to <85	85 to <90	90 to <95	95 to <100	100 to >105	Total Counts	85pct Speed	10MPH Pace	% in pace	# of Speeders	% Speeders
27/09/2019	00:00	0	0	0	1	3	2	3	1	2	0	0	0	0	0	0	0	0	0	0	12	50	35 to 45	66.7	8	66.7
27/09/2019	01:00	0	0	1	1	1	4	1	0	0	0	0	0	0	0	0	0	0	0	0	8	40	30 to 40	75.0	5	62.5
27/09/2019	02:00	0	0	0	4	6	0	2	0	0	0	0	0	0	0	0	0	0	0	0	12	35	25 to 35	83.3	2	16.7
27/09/2019	03:00	0	0	0	3	1	4	1	0	1	0	0	0	0	0	0	0	0	0	0	10	40	30 to 40	80.0	6	60.0
27/09/2019	04:00	0	0	0	5	3	8	4	2	0	0	0	0	0	0	0	0	0	0	0	22	43.8	30 to 40	72.7	14	63.6
27/09/2019	05:00	0	0	1	18	30	15	11	2	0	0	0	0	0	0	0	0	0	0	0	77	40.5	30 to 40	81.8	28	36.4
27/09/2019	06:00	0	2	3	52	89	56	17	4	0	0	0	0	0	0	0	0	0	0	0	223	38.9	30 to 40	88.3	77	34.5
27/09/2019	07:00	2	4	8	76	108	67	20	2	0	0	0	0	0	0	0	0	0	0	0	287	38.4	30 to 40	87.5	89	31.0
27/09/2019	08:00	0	1	4	71	112	60	17	1	0	0	0	0	0	0	0	0	0	0	0	266	38.2	30 to 40	91.4	78	29.3
27/09/2019	09:00	1	3	11	73	99	69	6	1	0	0	0	0	0	0	0	0	0	0	0	263	37.7	30 to 40	91.6	76	28.9
27/09/2019	10:00	0	1	4	50	110	49	18	1	0	0	0	0	0	0	0	0	0	0	0	233	38.4	30 to 40	89.7	68	29.2
27/09/2019	11:00	1	4	16	86	103	55	19	3	0	0	0	0	0	0	0	0	0	0	0	287	38.1	30 to 40	85.0	77	26.8
27/09/2019	12:00	0	2	10	78	82	55	22	7	1	0	0	0	0	0	0	0	0	0	0	257	39.2	30 to 40	83.7	85	33.1
27/09/2019	13:00	0	5	8	93	125	68	20	3	1	1	0	0	0	0	0	0	0	0	0	324	38.2	30 to 40	88.3	93	28.7
27/09/2019	14:00	1	8	26	116	153	94	16	0	1	0	0	0	0	0	0	0	0	0	0	415	37.6	30 to 40	87.5	111	26.7
27/09/2019	15:00	0	2	24	137	158	82	20	3	1	0	0	0	0	0	0	0	0	0	0	427	37.6	30 to 40	88.3	106	24.8
27/09/2019	16:00	4	7	27	128	184	81	23	5	2	1	0	0	0	0	0	0	0	0	0	462	37.7	30 to 40	85.1	112	24.2
27/09/2019	17:00	0	2	37	131	133	69	11	4	0	1	0	0	0	0	0	0	0	0	0	388	37	30 to 40	85.8	85	21.9
27/09/2019	18:00	1	4	16	101	90	46	11	4	1	0	0	0	0	0	0	0	0	0	0	274	37.3	30 to 40	86.5	62	22.6
27/09/2019	19:00	0	1	12	50	57	38	13	4	1	0	0	0	0	0	0	0	0	0	0	176	38.9	30 to 40	82.4	56	31.8
27/09/2019	20:00	0	0	7	43	41	23	11	3	0	0	0	0	0	0	0	0	0	0	0	128	38.9	30 to 40	83.6	37	28.9
27/09/2019	21:00	0	1	8	42	28	17	6	1	0	0	0	0	0	0	0	0	0	0	0	103	37.6	30 to 40	84.5	24	23.3
27/09/2019	22:00	0	1	3	24	30	17	6	3	0	0	0	0	0	0	0	0	0	0	0	84	38.8	30 to 40	84.5	26	31.0
27/09/2019	23:00	0	0	5	18	13	13	4	3	1	0	0	0	0	0	0	0	0	0	0	57	39.6	30 to 40	77.2	21	36.8
24 Hr Summary		10	48	231	1401	1759	992	282	57	12	3	0	0	0	0	0	0	0	0	0	4795	38.2	30 to 40	86.6	1346	28.1

Incoming Histogram

Knoll Lane October 2019

from Tue-Sep-24-2019-10-00-AM to Tue-Oct-29-2019-01-59-PM

Date	Starting Hr:min	<15	15 to <20	20 to <25	25 to <30	30 to <35	35 to <40	40 to <45	45 to <50	50 to <55	55 to <60	60 to <65	65 to <70	70 to <75	75 to <80	80 to <85	85 to <90	90 to <95	95 to <100	100 to >105	Total Counts	85pct Speed	10MPH Pace	% in pace	# of Speeders	% Speeders
28/09/2019	00:00	0	0	0	2	8	9	1	1	0	0	0	0	0	0	0	0	0	0	0	21	39.4	30 to 40	90.5	11	52.4
28/09/2019	01:00	0	0	1	5	2	4	4	0	0	0	0	0	0	0	0	0	0	0	0	16	42.5	30 to 40	68.8	8	50.0
28/09/2019	02:00	0	0	0	4	1	2	3	0	0	0	0	0	0	0	0	0	0	0	0	10	41.7	30 to 40	70.0	5	50.0
28/09/2019	03:00	0	0	0	5	1	1	0	0	0	0	0	0	0	0	0	0	0	0	0	7	35	30 to 40	100.0	1	14.3
28/09/2019	04:00	0	0	1	5	6	1	2	1	0	0	0	0	0	0	0	0	0	0	0	16	42.5	25 to 35	75.0	4	25.0
28/09/2019	05:00	0	0	0	10	14	7	5	0	0	0	0	0	0	0	0	0	0	0	0	36	40	30 to 40	86.1	12	33.3
28/09/2019	06:00	0	0	5	18	28	33	14	2	0	0	0	0	0	0	0	0	0	0	0	100	40.4	30 to 40	79.0	49	49.0
28/09/2019	07:00	0	0	1	41	57	36	19	8	1	0	0	0	0	0	0	0	0	0	0	163	41.1	30 to 40	82.2	64	39.3
28/09/2019	08:00	0	2	3	56	91	55	20	3	1	0	1	0	0	0	0	0	0	0	0	232	39.1	30 to 40	87.1	80	34.5
28/09/2019	09:00	2	4	7	89	113	71	19	6	0	0	0	0	0	0	0	0	0	0	0	311	38.5	30 to 40	87.8	96	30.9
28/09/2019	10:00	2	2	7	69	112	80	22	7	3	0	0	0	0	0	0	0	0	0	0	304	39.1	30 to 40	85.9	112	36.8
28/09/2019	11:00	1	0	18	88	93	68	23	4	1	1	0	0	0	0	0	0	0	0	0	297	38.8	30 to 40	83.8	97	32.7
28/09/2019	12:00	0	1	37	150	90	37	6	3	1	0	0	0	0	0	0	0	0	0	0	325	34.9	25 to 35	85.2	47	14.5
28/09/2019	13:00	1	1	8	91	117	63	17	2	1	0	0	0	0	0	0	0	0	0	0	301	38	30 to 40	90.0	83	27.6
28/09/2019	14:00	0	0	8	81	138	76	13	1	0	0	0	0	0	0	0	0	0	0	0	317	37.8	30 to 40	93.1	90	28.4
28/09/2019	15:00	0	2	14	59	96	77	20	4	0	0	0	0	0	0	0	0	0	0	0	272	38.9	30 to 40	85.3	101	37.1
28/09/2019	16:00	2	1	14	86	97	81	18	4	1	1	0	0	0	0	0	0	0	0	0	305	38.6	30 to 40	86.6	105	34.4
28/09/2019	17:00	0	4	16	84	90	70	15	7	2	0	0	0	0	0	0	0	0	0	0	288	38.6	30 to 40	84.7	94	32.6
28/09/2019	18:00	1	4	19	50	66	45	9	4	1	0	0	0	0	0	0	0	0	0	0	199	38.2	30 to 40	80.9	59	29.6
28/09/2019	19:00	0	0	5	55	70	14	10	2	0	1	0	0	0	0	0	0	0	0	0	157	36.1	30 to 40	88.5	27	17.2
28/09/2019	20:00	0	3	4	20	58	25	8	2	1	0	0	0	0	0	0	0	0	0	0	121	38.6	30 to 40	85.1	36	29.8
28/09/2019	21:00	0	0	2	27	29	22	5	2	0	0	0	0	0	0	0	0	0	0	0	87	38.6	30 to 40	89.7	29	33.3
28/09/2019	22:00	3	0	5	22	35	17	1	3	0	0	0	0	0	0	0	0	0	0	0	86	37.4	30 to 40	86.0	21	24.4
28/09/2019	23:00	0	0	1	15	18	12	5	1	0	0	0	0	0	0	0	0	0	0	0	52	39.2	30 to 40	86.5	18	34.6
24 Hr Summary		12	24	176	1132	1430	906	259	67	13	3	1	0	0	0	0	0	0	0	0	4023	38.6	30 to 40	86.2	1249	31.0

Incoming Histogram

Knoll Lane October 2019

from Tue-Sep-24-2019-10-00-AM to Tue-Oct-29-2019-01-59-PM

Date	Starting Hr:min	<15	15 to <20	20 to <25	25 to <30	30 to <35	35 to <40	40 to <45	45 to <50	50 to <55	55 to <60	60 to <65	65 to <70	70 to <75	75 to <80	80 to <85	85 to <90	90 to <95	95 to <100	100 to >105	Total Counts	85pct Speed	10MPH Pace	% in pace	# of Speeders	% Speeders
29/09/2019	00:00	2	0	0	6	8	5	2	2	0	0	0	0	0	0	0	0	0	0	0	25	40	30 to 40	76.0	9	36.0
29/09/2019	01:00	14	0	0	2	5	7	0	2	0	0	0	0	0	0	0	0	0	0	0	30	38.6	5 to 15	46.7	9	30.0
29/09/2019	02:00	0	0	0	6	7	5	1	1	1	0	0	0	0	0	0	0	0	0	0	21	40	30 to 40	85.7	8	38.1
29/09/2019	03:00	12	0	0	2	2	3	0	0	1	1	0	0	0	0	0	0	0	0	0	21	38.3	5 to 15	57.1	5	23.8
29/09/2019	04:00	25	0	0	5	3	2	0	0	0	0	0	0	0	0	0	0	0	0	0	35	30	5 to 15	71.4	2	5.7
29/09/2019	05:00	5	0	0	3	3	10	1	0	0	0	0	0	0	0	0	0	0	0	0	22	39	30 to 40	72.7	11	50.0
29/09/2019	06:00	0	0	0	7	20	15	4	0	0	1	0	0	0	0	0	0	0	0	0	47	39.3	30 to 40	89.4	20	42.6
29/09/2019	07:00	0	1	1	13	17	26	6	1	0	0	0	0	0	0	0	0	0	0	0	65	39.4	30 to 40	86.2	33	50.8
29/09/2019	08:00	0	2	3	15	45	27	8	6	1	2	0	0	0	0	0	0	0	0	0	109	40.6	30 to 40	79.8	44	40.4
29/09/2019	09:00	0	0	10	57	74	41	11	4	0	0	0	0	0	0	0	0	0	0	0	197	38.2	30 to 40	87.3	56	28.4
29/09/2019	10:00	0	3	8	72	109	58	14	3	0	1	0	0	0	0	0	0	0	0	0	268	38.1	30 to 40	89.2	76	28.4
29/09/2019	11:00	1	1	21	86	108	54	26	3	0	0	0	0	0	0	0	0	0	0	0	300	38.5	30 to 40	82.7	83	27.7
29/09/2019	12:00	1	6	14	56	95	47	14	1	2	0	0	0	0	0	0	0	0	0	0	236	38.1	30 to 40	83.9	64	27.1
29/09/2019	13:00	0	1	7	67	102	67	19	2	1	0	1	0	0	0	0	0	0	0	0	267	38.7	30 to 40	88.4	90	33.7
29/09/2019	14:00	0	3	10	66	122	50	20	3	2	0	0	0	0	0	0	0	0	0	0	276	38.4	30 to 40	86.2	75	27.2
29/09/2019	15:00	0	4	16	69	104	54	16	1	0	1	0	0	0	0	0	0	0	0	0	265	38	30 to 40	85.7	72	27.2
29/09/2019	16:00	0	1	15	64	93	51	7	4	0	0	0	0	0	0	0	0	0	0	0	235	37.6	30 to 40	88.5	62	26.4
29/09/2019	17:00	2	5	12	45	80	53	18	4	1	0	0	0	0	0	0	0	0	0	0	220	39.1	30 to 40	80.9	76	34.5
29/09/2019	18:00	0	1	10	47	69	30	12	3	2	0	0	0	0	0	0	0	0	0	0	174	38.5	30 to 40	83.9	47	27.0
29/09/2019	19:00	0	2	2	35	34	26	7	1	1	0	0	0	0	0	0	0	0	0	0	108	38.7	30 to 40	88.0	35	32.4
29/09/2019	20:00	0	0	4	26	25	14	3	0	0	0	0	0	0	0	0	0	0	0	0	72	37.1	30 to 40	90.3	17	23.6
29/09/2019	21:00	0	0	0	15	12	12	5	2	0	0	0	0	0	0	0	0	0	0	0	46	40	30 to 40	84.8	19	41.3
29/09/2019	22:00	0	0	0	9	7	6	4	1	0	0	0	0	0	0	0	0	0	0	0	27	41.2	30 to 40	81.5	11	40.7
29/09/2019	23:00	0	0	0	6	6	5	1	0	0	0	0	0	0	0	0	0	0	0	0	18	38	30 to 40	94.4	6	33.3
24 Hr Summary		62	30	133	779	1150	668	199	44	12	6	1	0	0	0	0	0	0	0	0	3084	38.5	30 to 40	84.2	930	30.2

Incoming Histogram

Knoll Lane October 2019

from Tue-Sep-24-2019-10-00-AM to Tue-Oct-29-2019-01-59-PM

Date	Starting Hr:min	<15	15 to <20	20 to <25	25 to <30	30 to <35	35 to <40	40 to <45	45 to <50	50 to <55	55 to <60	60 to <65	65 to <70	70 to <75	75 to <80	80 to <85	85 to <90	90 to <95	95 to <100	100 to >105	Total Counts	85pct Speed	10MPH Pace	% in pace	# of Speeders	% Speeders
30/09/2019	00:00	0	0	0	2	1	2	0	0	0	0	0	0	0	0	0	0	0	0	0	5	37.5	30 to 40	100.0	2	40.0
30/09/2019	01:00	0	0	0	1	1	3	2	1	1	0	0	0	0	0	0	0	0	0	0	9	50	35 to 45	66.7	7	77.8
30/09/2019	02:00	0	0	0	0	2	1	0	0	0	0	0	0	0	0	0	0	0	0	0	3	40	30 to 40	100.0	1	33.3
30/09/2019	03:00	0	0	0	6	4	2	3	0	0	0	0	0	0	0	0	0	0	0	0	15	41.7	30 to 40	80.0	5	33.3
30/09/2019	04:00	0	0	0	1	11	8	2	0	1	0	0	0	0	0	0	0	0	0	0	23	40	35 to 45	91.3	11	47.8
30/09/2019	05:00	0	0	0	16	23	18	9	2	2	0	0	0	0	0	0	0	0	0	0	70	41.7	30 to 40	81.4	31	44.3
30/09/2019	06:00	0	0	9	55	91	53	20	3	0	0	0	0	0	0	0	0	0	0	0	231	38.9	30 to 40	86.1	76	32.9
30/09/2019	07:00	0	0	8	68	108	58	21	3	1	0	0	0	0	0	0	0	0	0	0	267	38.7	30 to 40	87.6	83	31.1
30/09/2019	08:00	1	3	12	49	96	62	13	0	0	0	0	0	0	0	0	0	0	0	0	236	38.2	30 to 40	87.7	75	31.8
30/09/2019	09:00	0	0	5	52	58	41	14	4	3	0	0	0	0	0	0	0	0	0	0	177	39.3	30 to 40	85.3	62	35.0
30/09/2019	10:00	0	5	10	71	65	53	11	1	0	0	0	0	0	0	0	0	0	0	0	216	38.1	30 to 40	87.5	65	30.1
30/09/2019	11:00	0	6	8	55	108	69	22	4	2	0	0	0	0	0	0	0	0	0	0	274	39.1	30 to 40	84.7	97	35.4
30/09/2019	12:00	1	4	14	64	76	74	22	6	0	0	0	0	0	0	0	0	0	0	0	261	39.3	30 to 40	82.0	102	39.1
30/09/2019	13:00	2	4	23	119	103	58	21	4	0	1	0	0	0	0	0	0	0	0	0	335	37.9	30 to 40	83.6	84	25.1
30/09/2019	14:00	0	4	21	127	132	75	10	3	0	0	0	0	0	0	0	0	0	0	0	372	37.1	30 to 40	89.8	88	23.7
30/09/2019	15:00	1	2	27	153	97	69	27	4	2	0	0	0	0	0	0	0	0	0	0	382	38.3	30 to 40	83.5	102	26.7
30/09/2019	16:00	0	7	37	155	149	70	18	3	2	0	0	0	0	0	0	0	0	0	0	441	36.9	30 to 40	84.8	93	21.1
30/09/2019	17:00	2	4	29	146	127	58	11	3	1	0	0	0	0	0	0	0	0	0	0	381	36.4	30 to 40	86.9	73	19.2
30/09/2019	18:00	16	4	21	96	74	25	6	3	1	0	0	0	0	0	0	0	0	0	0	246	34.9	30 to 40	79.3	35	14.2
30/09/2019	19:00	14	3	3	50	62	30	1	2	0	0	0	0	0	0	0	0	0	0	0	165	36.3	30 to 40	86.1	33	20.0
30/09/2019	20:00	0	0	6	10	34	15	4	3	1	0	0	0	0	0	0	0	0	0	0	73	39	30 to 40	80.8	23	31.5
30/09/2019	21:00	6	0	1	14	27	14	5	1	0	0	0	0	0	0	0	0	0	0	0	68	38.6	30 to 40	80.9	20	29.4
30/09/2019	22:00	0	0	1	5	11	7	4	0	1	0	0	0	0	0	0	0	0	0	0	29	41.2	30 to 40	79.3	12	41.4
30/09/2019	23:00	0	0	0	9	4	5	3	0	0	0	0	0	0	0	0	0	0	0	0	21	40	30 to 40	85.7	8	38.1
24 Hr Summary		43	46	235	1324	1464	870	249	50	18	1	0	0	0	0	0	0	0	0	0	4300	38.1	30 to 40	85.1	1188	27.6

Incoming Histogram

Knoll Lane October 2019

from Tue-Sep-24-2019-10-00-AM to Tue-Oct-29-2019-01-59-PM

Date	Starting Hr:min	<15	15 to <20	20 to <25	25 to <30	30 to <35	35 to <40	40 to <45	45 to <50	50 to <55	55 to <60	60 to <65	65 to <70	70 to <75	75 to <80	80 to <85	85 to <90	90 to <95	95 to <100	100 to >105	Total Counts	85pct Speed	10MPH Pace	% in pace	# of Speeders	% Speeders
01/10/2019	00:00	0	0	0	1	3	3	0	0	0	0	0	0	0	0	0	0	0	0	0	7	38.3	30 to 40	100.0	3	42.9
01/10/2019	01:00	0	0	0	1	4	5	1	0	0	0	0	0	0	0	0	0	0	0	0	11	39	30 to 40	90.9	6	54.5
01/10/2019	02:00	0	0	2	1	0	1	1	0	1	0	0	0	0	0	0	0	0	0	0	6	45	20 to 30	50.0	3	50.0
01/10/2019	03:00	0	0	1	2	12	3	0	0	0	0	0	0	0	0	0	0	0	0	0	18	35	30 to 40	94.4	3	16.7
01/10/2019	04:00	0	0	0	7	11	8	3	2	0	0	0	0	0	0	0	0	0	0	0	31	40	30 to 40	83.9	13	41.9
01/10/2019	05:00	0	0	1	20	45	17	7	2	0	0	0	0	0	0	0	0	0	0	0	92	38.5	30 to 40	89.1	26	28.3
01/10/2019	06:00	0	0	3	69	98	46	14	3	0	0	0	0	0	0	0	0	0	0	0	233	38	30 to 40	91.4	63	27.0
01/10/2019	07:00	1	2	5	93	146	62	19	4	1	1	0	0	0	0	0	0	0	0	0	334	38	30 to 40	90.1	87	26.0
01/10/2019	08:00	2	0	12	58	89	54	13	4	0	0	0	0	0	0	0	0	0	0	0	232	38.3	30 to 40	86.6	71	30.6
01/10/2019	09:00	0	0	7	77	85	42	12	1	0	0	0	0	0	0	0	0	0	0	0	224	37.5	30 to 40	91.1	55	24.6
01/10/2019	10:00	0	2	10	62	63	48	19	3	0	0	1	0	0	0	0	0	0	0	0	208	39.2	30 to 40	83.2	71	34.1
01/10/2019	11:00	0	0	8	61	83	52	10	1	0	0	0	0	0	0	0	0	0	0	0	215	38	30 to 40	91.2	63	29.3
01/10/2019	12:00	0	3	14	84	88	47	8	6	1	0	0	0	0	0	0	0	0	0	0	251	37.6	30 to 40	87.3	62	24.7
01/10/2019	13:00	0	3	9	104	139	67	16	3	1	0	0	0	0	0	0	0	0	0	0	342	37.7	30 to 40	90.6	87	25.4
01/10/2019	14:00	0	7	19	121	137	65	15	4	3	0	0	0	0	0	0	0	0	0	0	371	37.4	30 to 40	87.1	87	23.5
01/10/2019	15:00	0	7	23	116	159	78	16	4	0	0	0	0	0	0	0	0	0	0	0	403	37.4	30 to 40	87.6	98	24.3
01/10/2019	16:00	0	8	27	157	150	70	17	5	0	0	0	0	0	0	0	0	0	0	0	434	36.9	30 to 40	86.9	92	21.2
01/10/2019	17:00	3	1	30	125	134	60	14	5	1	0	0	0	0	0	0	0	0	0	0	373	37	30 to 40	85.5	80	21.4
01/10/2019	18:00	0	6	15	96	98	24	8	1	0	0	0	0	0	0	0	0	0	0	0	248	34.8	30 to 40	87.9	33	13.3
01/10/2019	19:00	4	3	9	48	72	33	3	3	1	0	0	0	0	0	0	0	0	0	0	176	37.1	30 to 40	86.9	40	22.7
01/10/2019	20:00	0	0	4	43	50	20	4	5	0	0	0	0	0	0	0	0	0	0	0	126	37.5	30 to 40	89.7	29	23.0
01/10/2019	21:00	0	2	7	19	29	17	5	2	0	0	0	0	0	0	0	0	0	0	0	81	38.5	30 to 40	80.2	24	29.6
01/10/2019	22:00	0	0	2	15	10	8	6	1	0	0	0	0	0	0	0	0	0	0	0	42	40.8	30 to 40	78.6	15	35.7
01/10/2019	23:00	0	0	0	3	10	3	4	2	0	0	0	0	0	0	0	0	0	0	0	22	43.8	35 to 45	77.3	9	40.9
24 Hr Summary		10	44	208	1383	1715	833	215	61	9	1	1	0	0	0	0	0	0	0	0	4480	37.7	30 to 40	87.7	1120	25.0

Incoming Histogram

Knoll Lane October 2019

from Tue-Sep-24-2019-10-00-AM to Tue-Oct-29-2019-01-59-PM

Date	Starting Hr:min	<15	15 to <20	20 to <25	25 to <30	30 to <35	35 to <40	40 to <45	45 to <50	50 to <55	55 to <60	60 to <65	65 to <70	70 to <75	75 to <80	80 to <85	85 to <90	90 to <95	95 to <100	100 to >105	Total Counts	85pct Speed	10MPH Pace	% in pace	# of Speeders	% Speeders
02/10/2019	00:00	0	0	0	1	2	1	1	0	0	0	0	0	0	0	0	0	0	0	0	5	40	30 to 40	80.0	2	40.0
02/10/2019	01:00	0	0	1	2	1	2	2	0	0	0	0	0	0	0	0	0	0	0	0	8	42.5	30 to 40	62.5	4	50.0
02/10/2019	02:00	0	0	0	4	2	1	1	1	0	0	0	0	0	0	0	0	0	0	0	9	45	30 to 40	77.8	3	33.3
02/10/2019	03:00	0	0	0	3	6	4	4	1	1	1	0	0	0	0	0	0	0	0	0	20	45	35 to 45	70.0	11	55.0
02/10/2019	04:00	0	0	3	2	12	4	3	3	1	0	0	0	0	0	0	0	0	0	0	28	45	35 to 45	67.9	11	39.3
02/10/2019	05:00	0	0	0	20	36	20	4	3	1	0	0	0	0	0	0	0	0	0	0	84	38.8	30 to 40	90.5	28	33.3
02/10/2019	06:00	0	0	7	55	92	53	22	4	0	0	0	0	0	0	0	0	0	0	0	233	39.2	30 to 40	85.8	79	33.9
02/10/2019	07:00	2	1	6	55	130	75	15	1	0	0	0	0	0	0	0	0	0	0	0	285	38.2	30 to 40	91.2	91	31.9
02/10/2019	08:00	2	0	8	55	110	69	15	2	1	0	0	0	0	0	0	0	0	0	0	262	38.5	30 to 40	89.3	87	33.2
02/10/2019	09:00	2	2	9	54	79	42	12	4	0	0	0	0	0	0	0	0	0	0	0	204	38.2	30 to 40	85.8	58	28.4
02/10/2019	10:00	0	2	7	63	83	36	11	4	0	0	0	0	0	0	0	0	0	0	0	206	37.8	30 to 40	88.3	51	24.8
02/10/2019	11:00	0	1	18	62	76	56	8	4	0	1	0	0	0	0	0	0	0	0	0	226	38.1	30 to 40	85.8	69	30.5
02/10/2019	12:00	0	2	12	60	112	54	23	3	0	0	1	0	0	0	0	0	0	0	0	267	38.8	30 to 40	84.6	81	30.3
02/10/2019	13:00	2	0	14	94	130	66	22	5	0	0	0	0	0	0	0	0	0	0	0	333	38.3	30 to 40	87.1	93	27.9
02/10/2019	14:00	2	10	25	118	134	79	13	3	0	0	0	0	0	0	0	0	0	0	0	384	37.3	30 to 40	86.2	95	24.7
02/10/2019	15:00	1	4	16	99	157	84	25	4	1	0	0	0	0	0	0	0	0	0	0	391	38.3	30 to 40	87.0	114	29.2
02/10/2019	16:00	6	21	55	175	142	60	14	8	0	0	0	0	0	0	0	0	0	0	0	481	35.8	30 to 40	78.4	82	17.0
02/10/2019	17:00	3	12	29	137	142	72	9	2	1	0	0	0	0	0	0	0	0	0	0	407	36.6	30 to 40	86.2	84	20.6
02/10/2019	18:00	1	4	16	122	88	37	8	1	4	0	0	0	0	0	0	0	0	0	0	281	36.1	30 to 40	87.9	50	17.8
02/10/2019	19:00	1	2	13	58	62	35	12	1	0	0	0	0	0	0	0	0	0	0	0	184	37.9	30 to 40	84.2	48	26.1
02/10/2019	20:00	0	1	2	36	35	15	4	6	2	0	0	0	0	0	0	0	0	0	0	101	39	30 to 40	85.1	27	26.7
02/10/2019	21:00	0	0	4	25	27	25	12	2	1	0	0	0	0	0	0	0	0	0	0	96	40.4	30 to 40	80.2	40	41.7
02/10/2019	22:00	0	0	2	14	7	9	5	1	0	0	1	0	0	0	0	0	0	0	0	39	41	30 to 40	76.9	16	41.0
02/10/2019	23:00	0	0	1	8	4	3	6	1	0	1	0	0	0	0	0	0	0	0	0	24	43.3	30 to 40	62.5	11	45.8
24 Hr Summary		22	62	248	1322	1669	902	251	64	13	3	2	0	0	0	0	0	0	0	0	4558	38.1	30 to 40	85.4	1235	27.1

Incoming Histogram

Knoll Lane October 2019

from Tue-Sep-24-2019-10-00-AM to Tue-Oct-29-2019-01-59-PM

Date	Starting Hr:min	<15	15 to <20	20 to <25	25 to <30	30 to <35	35 to <40	40 to <45	45 to <50	50 to <55	55 to <60	60 to <65	65 to <70	70 to <75	75 to <80	80 to <85	85 to <90	90 to <95	95 to <100	100 to >105	Total Counts	85pct Speed	10MPH Pace	% in pace	# of Speeders	% Speeders
03/10/2019	00:00	0	0	0	0	3	1	3	0	1	0	0	0	0	0	0	0	0	0	0	8	45	35 to 45	87.5	5	62.5
03/10/2019	01:00	0	0	0	2	6	4	1	0	1	0	0	0	0	0	0	0	0	0	0	14	40	30 to 40	85.7	6	42.9
03/10/2019	02:00	0	0	0	4	2	3	0	0	0	0	0	0	0	0	0	0	0	0	0	9	38.3	30 to 40	100.0	3	33.3
03/10/2019	03:00	0	0	0	4	5	7	1	1	0	0	0	0	0	0	0	0	0	0	0	18	39.3	30 to 40	88.9	9	50.0
03/10/2019	04:00	0	0	1	6	5	8	0	1	1	0	0	0	0	0	0	0	0	0	0	22	39.4	30 to 40	86.4	10	45.5
03/10/2019	05:00	0	0	0	17	23	27	11	2	0	1	0	0	0	0	0	0	0	0	0	81	40.9	30 to 40	82.7	41	50.6
03/10/2019	06:00	0	4	5	51	108	72	24	3	1	1	0	0	0	0	0	0	0	0	0	269	39.2	30 to 40	85.9	101	37.5
03/10/2019	07:00	0	0	4	90	117	77	20	6	0	0	0	0	0	0	0	0	0	0	0	314	38.6	30 to 40	90.4	103	32.8
03/10/2019	08:00	0	2	8	74	93	54	15	1	0	0	0	0	0	0	0	0	0	0	0	247	38.1	30 to 40	89.5	70	28.3
03/10/2019	09:00	0	0	8	54	78	39	10	7	0	0	0	0	0	0	0	0	0	0	0	196	38.5	30 to 40	87.2	56	28.6
03/10/2019	10:00	0	1	19	81	85	30	14	4	0	0	0	0	0	0	0	0	0	0	0	234	37.2	30 to 40	83.8	48	20.5
03/10/2019	11:00	4	4	8	80	87	47	13	2	1	0	0	0	0	0	0	0	0	0	0	246	37.8	30 to 40	87.0	63	25.6
03/10/2019	12:00	2	5	21	71	91	48	17	3	0	0	0	0	0	0	0	0	0	0	0	258	38	30 to 40	81.4	68	26.4
03/10/2019	13:00	1	1	15	112	131	50	11	2	0	0	0	0	0	0	0	0	0	0	0	323	36.5	30 to 40	90.7	63	19.5
03/10/2019	14:00	2	6	20	125	128	78	19	2	0	0	0	0	0	0	0	0	0	0	0	380	37.7	30 to 40	87.1	99	26.1
03/10/2019	15:00	2	4	15	133	126	70	25	3	1	0	0	0	0	0	0	0	0	0	0	379	38	30 to 40	86.8	99	26.1
03/10/2019	16:00	3	5	29	169	161	92	23	7	2	0	0	0	0	0	0	0	0	0	0	491	37.7	30 to 40	85.9	124	25.3
03/10/2019	17:00	2	10	32	143	138	59	19	3	0	0	0	0	0	0	0	0	0	0	0	406	36.7	30 to 40	83.7	81	20.0
03/10/2019	18:00	0	1	24	92	95	42	7	2	0	0	0	0	0	0	0	0	0	0	0	263	36.4	30 to 40	87.1	51	19.4
03/10/2019	19:00	2	0	7	71	77	33	10	6	1	0	0	0	0	0	0	0	0	0	0	207	37.9	30 to 40	87.4	50	24.2
03/10/2019	20:00	0	0	4	39	38	19	10	2	2	0	0	0	0	0	0	0	0	0	0	114	39.2	30 to 40	84.2	33	28.9
03/10/2019	21:00	0	2	2	21	33	14	3	1	1	0	0	0	0	0	0	0	0	0	0	77	37.5	30 to 40	88.3	19	24.7
03/10/2019	22:00	7	0	3	10	15	12	5	2	0	0	0	0	0	0	0	0	0	0	0	54	39.6	30 to 40	68.5	19	35.2
03/10/2019	23:00	3	0	0	6	4	5	1	0	0	0	0	0	0	0	0	0	0	0	0	19	38	30 to 40	78.9	6	31.6
24 Hr Summary		28	45	225	1455	1649	891	262	60	12	2	0	0	0	0	0	0	0	0	0	4629	38	30 to 40	86.3	1227	26.5

Incoming Histogram

Knoll Lane October 2019

from Tue-Sep-24-2019-10-00-AM to Tue-Oct-29-2019-01-59-PM

Date	Starting Hr:min	<15	15 to <20	20 to <25	25 to <30	30 to <35	35 to <40	40 to <45	45 to <50	50 to <55	55 to <60	60 to <65	65 to <70	70 to <75	75 to <80	80 to <85	85 to <90	90 to <95	95 to <100	100 to >105	Total Counts	85pct Speed	10MPH Pace	% in pace	# of Speeders	% Speeders
04/10/2019	00:00	1	0	0	1	0	1	0	0	0	0	0	0	0	0	0	0	0	0	0	3	40	30 to 40	66.7	1	33.3
04/10/2019	01:00	0	0	0	5	0	5	0	2	0	0	0	0	0	0	0	0	0	0	0	12	40	30 to 40	83.3	7	58.3
04/10/2019	02:00	0	0	0	2	1	1	3	0	0	0	0	0	0	0	0	0	0	0	0	7	43.3	35 to 45	71.4	4	57.1
04/10/2019	03:00	0	0	0	3	4	4	3	0	0	0	0	0	0	0	0	0	0	0	0	14	41.7	30 to 40	78.6	7	50.0
04/10/2019	04:00	0	0	1	8	9	5	2	0	0	0	0	0	0	0	0	0	0	0	0	25	38	30 to 40	88.0	7	28.0
04/10/2019	05:00	0	0	1	8	33	20	7	2	2	0	0	0	0	0	0	0	0	0	0	73	40	30 to 40	83.6	31	42.5
04/10/2019	06:00	0	0	7	56	76	57	23	3	2	0	0	0	0	0	0	0	0	0	0	224	39.5	30 to 40	84.4	85	37.9
04/10/2019	07:00	0	0	4	61	162	86	16	6	0	0	0	0	0	0	0	0	0	0	0	335	38.4	30 to 40	92.2	108	32.2
04/10/2019	08:00	0	0	4	74	116	64	10	3	1	0	0	0	0	0	0	0	0	0	0	272	37.9	30 to 40	93.4	78	28.7
04/10/2019	09:00	1	0	9	89	77	45	11	1	0	0	0	0	0	0	0	0	0	0	0	233	37.4	30 to 40	90.6	57	24.5
04/10/2019	10:00	1	3	20	71	89	44	15	2	0	1	0	0	0	0	0	0	0	0	0	246	37.8	30 to 40	82.9	62	25.2
04/10/2019	11:00	0	2	7	87	88	67	20	0	0	0	0	0	0	0	0	0	0	0	0	271	38.4	30 to 40	89.3	87	32.1
04/10/2019	12:00	0	3	19	83	93	61	18	8	2	0	0	0	0	0	0	0	0	0	0	287	38.8	30 to 40	82.6	89	31.0
04/10/2019	13:00	0	2	28	103	132	59	18	4	0	0	0	0	0	0	0	0	0	0	0	346	37.5	30 to 40	85.0	81	23.4
04/10/2019	14:00	0	2	28	108	147	93	15	2	0	0	0	0	0	0	0	0	0	0	0	395	37.7	30 to 40	88.1	110	27.8
04/10/2019	15:00	0	1	25	105	149	99	28	6	1	0	0	0	0	0	0	0	0	0	0	414	38.6	30 to 40	85.3	134	32.4
04/10/2019	16:00	8	9	35	123	166	75	19	1	2	0	0	0	0	0	0	0	0	0	0	438	37.1	30 to 40	83.1	97	22.1
04/10/2019	17:00	7	10	28	132	129	55	12	4	1	0	0	0	0	0	0	0	0	0	0	378	36.4	30 to 40	83.6	72	19.0
04/10/2019	18:00	8	6	27	87	105	36	8	3	0	0	1	0	0	0	0	0	0	0	0	281	35.8	30 to 40	81.1	48	17.1
04/10/2019	19:00	2	3	7	61	69	39	8	3	0	0	0	0	0	0	0	0	0	0	0	192	37.7	30 to 40	88.0	50	26.0
04/10/2019	20:00	3	4	17	36	58	20	6	1	1	0	0	0	0	0	0	0	0	0	0	146	36.5	30 to 40	78.1	28	19.2
04/10/2019	21:00	0	0	6	48	44	23	10	0	4	0	0	1	0	0	0	0	0	0	0	136	38.9	30 to 40	84.6	38	27.9
04/10/2019	22:00	0	1	9	24	28	16	5	1	0	0	0	0	0	0	0	0	0	0	0	84	37.8	30 to 40	81.0	22	26.2
04/10/2019	23:00	0	0	1	2	12	2	3	1	1	1	0	0	0	0	0	0	0	0	0	23	45	35 to 45	73.9	8	34.8
24 Hr Summary		31	46	283	1377	1787	977	260	53	17	2	1	1	0	0	0	0	0	0	0	4835	38	30 to 40	85.6	1311	27.1

Incoming Histogram

Knoll Lane October 2019

from Tue-Sep-24-2019-10-00-AM to Tue-Oct-29-2019-01-59-PM

Date	Starting Hr:min	<15	15 to <20	20 to <25	25 to <30	30 to <35	35 to <40	40 to <45	45 to <50	50 to <55	55 to <60	60 to <65	65 to <70	70 to <75	75 to <80	80 to <85	85 to <90	90 to <95	95 to <100	100 to >105	Total Counts	85pct Speed	10MPH Pace	% in pace	# of Speeders	% Speeders
05/10/2019	00:00	0	0	0	6	7	4	2	2	0	0	0	0	0	0	0	0	0	0	0	21	42.5	30 to 40	81.0	8	38.1
05/10/2019	01:00	0	0	1	3	4	6	3	1	0	1	0	0	0	0	0	0	0	0	0	19	43.3	30 to 40	68.4	11	57.9
05/10/2019	02:00	0	0	0	0	2	5	1	0	0	0	0	0	0	0	0	0	0	0	0	8	40	35 to 45	100.0	6	75.0
05/10/2019	03:00	0	0	1	6	1	5	0	1	1	0	0	0	0	0	0	0	0	0	0	15	40	30 to 40	80.0	7	46.7
05/10/2019	04:00	0	0	0	2	3	3	1	3	0	0	0	0	0	0	0	0	0	0	0	12	46.7	30 to 40	66.7	7	58.3
05/10/2019	05:00	0	0	1	7	11	5	3	3	0	0	0	0	0	0	0	0	0	0	0	30	43.3	30 to 40	76.7	11	36.7
05/10/2019	06:00	0	3	1	22	30	25	6	1	0	0	0	1	0	0	0	0	0	0	0	89	39	30 to 40	86.5	33	37.1
05/10/2019	07:00	0	0	3	22	54	28	19	3	0	0	0	0	0	0	0	0	0	0	0	129	40.8	30 to 40	80.6	50	38.8
05/10/2019	08:00	1	0	7	71	92	57	12	3	1	0	0	0	0	0	0	0	0	0	0	244	38.2	30 to 40	90.2	73	29.9
05/10/2019	09:00	0	0	18	68	96	66	22	4	1	0	0	0	0	0	0	0	0	0	0	275	38.9	30 to 40	83.6	93	33.8
05/10/2019	10:00	0	3	9	89	104	57	14	3	3	0	0	0	0	0	0	0	0	0	0	282	38.1	30 to 40	88.7	77	27.3
05/10/2019	11:00	1	3	20	105	97	65	24	6	0	1	0	0	0	0	0	0	0	0	0	322	38.7	30 to 40	82.9	96	29.8
05/10/2019	12:00	0	2	9	70	132	55	23	4	1	1	1	0	0	0	0	0	0	0	0	298	38.6	30 to 40	86.2	85	28.5
05/10/2019	13:00	0	0	6	83	123	72	24	3	0	0	1	0	0	0	0	0	0	0	0	312	38.7	30 to 40	89.1	100	32.1
05/10/2019	14:00	0	1	10	78	103	66	21	7	2	1	0	0	0	0	0	0	0	0	0	289	39.1	30 to 40	85.5	97	33.6
05/10/2019	15:00	1	3	15	70	109	70	22	2	1	0	1	0	0	0	0	0	0	0	0	294	38.7	30 to 40	84.7	96	32.7
05/10/2019	16:00	3	4	19	74	135	52	16	8	0	0	0	1	0	0	0	0	0	0	0	312	37.9	30 to 40	83.7	77	24.7
05/10/2019	17:00	0	0	6	92	101	55	18	5	2	0	0	0	0	0	0	0	0	0	0	279	38.5	30 to 40	88.9	80	28.7
05/10/2019	18:00	0	1	18	63	70	31	17	3	1	0	0	0	0	0	0	0	0	0	0	204	38.4	30 to 40	80.4	52	25.5
05/10/2019	19:00	0	0	8	47	45	30	7	5	1	0	0	0	0	0	0	0	0	0	0	143	38.7	30 to 40	85.3	43	30.1
05/10/2019	20:00	0	1	3	34	42	28	10	3	3	0	1	0	0	0	0	0	0	0	0	125	39.6	30 to 40	83.2	45	36.0
05/10/2019	21:00	0	3	10	26	36	19	4	4	1	0	0	0	0	0	0	0	0	0	0	103	38.4	30 to 40	78.6	28	27.2
05/10/2019	22:00	0	0	1	19	24	15	8	3	0	0	0	0	0	0	0	0	0	0	0	70	40.6	30 to 40	82.9	26	37.1
05/10/2019	23:00	0	0	0	15	22	8	4	0	0	0	0	0	0	0	0	0	0	0	0	49	38.1	30 to 40	91.8	12	24.5
24 Hr Summary		6	24	166	1072	1443	827	281	77	18	4	4	2	0	0	0	0	0	0	0	3924	38.8	30 to 40	85.2	1213	30.9

Incoming Histogram

Knoll Lane October 2019

from Tue-Sep-24-2019-10-00-AM to Tue-Oct-29-2019-01-59-PM

Date	Starting Hr:min	<15	15 to <20	20 to <25	25 to <30	30 to <35	35 to <40	40 to <45	45 to <50	50 to <55	55 to <60	60 to <65	65 to <70	70 to <75	75 to <80	80 to <85	85 to <90	90 to <95	95 to <100	100 to >105	Total Counts	85pct Speed	10MPH Pace	% in pace	# of Speeders	% Speeders
06/10/2019	00:00	3	0	1	6	6	6	1	3	0	0	0	0	0	0	0	0	0	0	0	26	40	30 to 40	69.2	10	38.5
06/10/2019	01:00	87	0	0	6	7	5	2	1	0	0	0	0	0	0	0	0	0	0	0	108	29.2	5 to 15	80.6	8	7.4
06/10/2019	02:00	0	0	0	3	2	3	4	0	0	0	0	0	0	0	0	0	0	0	0	12	42.5	35 to 45	75.0	7	58.3
06/10/2019	03:00	1	0	1	0	1	6	1	0	0	0	0	0	0	0	0	0	0	0	0	10	39.2	35 to 45	80.0	7	70.0
06/10/2019	04:00	0	0	0	2	4	4	2	0	0	0	0	0	0	0	0	0	0	0	0	12	40	30 to 40	83.3	6	50.0
06/10/2019	05:00	0	0	0	1	10	2	0	2	0	0	0	0	0	0	0	0	0	0	0	15	40	30 to 40	86.7	4	26.7
06/10/2019	06:00	1	0	0	4	11	16	3	2	0	0	0	0	0	0	0	0	0	0	0	37	39.7	30 to 40	83.8	21	56.8
06/10/2019	07:00	10	0	0	8	16	15	6	1	0	0	0	0	0	0	0	0	0	0	0	56	39.7	30 to 40	69.6	22	39.3
06/10/2019	08:00	0	0	4	27	53	29	14	2	0	0	0	0	0	0	0	0	0	0	0	129	39.5	30 to 40	84.5	45	34.9
06/10/2019	09:00	0	0	6	42	73	46	22	5	0	0	0	0	0	0	0	0	0	0	0	194	39.8	30 to 40	83.0	73	37.6
06/10/2019	10:00	3	3	18	89	111	57	17	5	0	0	0	0	0	0	0	0	0	0	0	303	38	30 to 40	84.8	79	26.1
06/10/2019	11:00	1	3	20	84	143	65	20	2	0	0	0	0	0	0	0	0	0	0	0	338	37.8	30 to 40	86.4	87	25.7
06/10/2019	12:00	0	0	14	71	112	64	25	4	3	0	0	0	0	0	0	0	0	0	0	293	39.1	30 to 40	84.3	96	32.8
06/10/2019	13:00	2	8	3	69	96	72	18	4	1	0	0	0	0	0	0	0	0	0	0	273	38.8	30 to 40	86.8	95	34.8
06/10/2019	14:00	0	1	7	73	118	60	14	4	1	0	0	0	0	0	0	0	0	0	0	278	38.1	30 to 40	90.3	79	28.4
06/10/2019	15:00	0	1	22	85	109	61	22	4	2	0	0	0	0	0	0	0	0	0	0	306	38.5	30 to 40	83.3	89	29.1
06/10/2019	16:00	0	0	16	48	83	53	20	2	1	1	0	0	0	0	0	0	0	0	0	224	39.1	30 to 40	82.1	77	34.4
06/10/2019	17:00	0	0	14	64	74	40	13	1	3	0	0	0	0	0	0	0	0	0	0	209	38.2	30 to 40	85.2	57	27.3
06/10/2019	18:00	0	1	5	53	85	42	4	1	0	0	0	0	0	0	0	0	0	0	0	191	37.1	30 to 40	94.2	47	24.6
06/10/2019	19:00	0	0	11	36	60	34	13	2	0	0	0	0	0	0	0	0	0	0	0	156	38.8	30 to 40	83.3	49	31.4
06/10/2019	20:00	0	0	3	21	38	19	12	1	1	0	0	0	0	0	0	0	0	0	0	95	40	30 to 40	82.1	33	34.7
06/10/2019	21:00	0	0	8	17	22	16	5	2	1	0	0	0	0	0	0	0	0	0	0	71	39.1	30 to 40	77.5	24	33.8
06/10/2019	22:00	0	0	1	8	16	4	2	2	0	0	0	0	0	0	0	0	0	0	0	33	38.8	30 to 40	84.8	8	24.2
06/10/2019	23:00	0	0	0	7	4	2	0	2	0	0	0	0	0	0	0	0	0	0	0	15	40	30 to 40	86.7	4	26.7
24 Hr Summary		108	17	154	824	1254	721	240	52	13	1	0	0	0	0	0	0	0	0	0	3384	38.6	30 to 40	82.7	1027	30.3

Incoming Histogram

Knoll Lane October 2019

from Tue-Sep-24-2019-10-00-AM to Tue-Oct-29-2019-01-59-PM

Date	Starting Hr:min	<15	15 to <20	20 to <25	25 to <30	30 to <35	35 to <40	40 to <45	45 to <50	50 to <55	55 to <60	60 to <65	65 to <70	70 to <75	75 to <80	80 to <85	85 to <90	90 to <95	95 to <100	100 to >105	Total Counts	85pct Speed	10MPH Pace	% in pace	# of Speeders	% Speeders
07/10/2019	00:00	0	0	0	3	2	2	0	1	0	0	0	0	0	0	0	0	0	0	0	8	40	30 to 40	87.5	3	37.5
07/10/2019	01:00	0	0	0	0	4	5	0	0	0	0	0	0	0	0	0	0	0	0	0	9	39	30 to 40	100.0	5	55.6
07/10/2019	02:00	0	0	1	2	3	1	1	2	0	0	0	0	0	0	0	0	0	0	0	10	45	25 to 35	60.0	4	40.0
07/10/2019	03:00	0	0	0	1	4	5	1	0	1	0	0	0	0	0	0	0	0	0	0	12	40	30 to 40	83.3	7	58.3
07/10/2019	04:00	0	0	0	0	3	5	4	1	1	0	0	0	0	0	0	0	0	0	0	14	45	35 to 45	85.7	11	78.6
07/10/2019	05:00	0	0	3	21	31	13	4	1	0	0	0	1	0	0	0	0	0	0	0	74	38.1	30 to 40	87.8	19	25.7
07/10/2019	06:00	0	0	7	68	103	43	15	4	0	0	0	1	0	0	0	0	0	0	0	241	38.1	30 to 40	88.8	63	26.1
07/10/2019	07:00	0	3	11	76	119	69	19	4	1	0	0	0	0	0	0	0	0	0	0	302	38.5	30 to 40	87.4	93	30.8
07/10/2019	08:00	0	1	11	77	94	51	17	1	1	0	0	0	0	0	0	0	0	0	0	253	38.1	30 to 40	87.7	70	27.7
07/10/2019	09:00	2	1	11	60	69	41	13	2	2	0	0	0	0	0	0	0	0	0	0	201	38.4	30 to 40	84.6	58	28.9
07/10/2019	10:00	0	1	12	59	76	44	11	4	0	0	0	0	0	0	0	0	0	0	0	207	38.2	30 to 40	86.5	59	28.5
07/10/2019	11:00	0	0	4	63	109	63	17	9	2	0	0	0	0	0	0	0	0	0	0	267	39	30 to 40	88.0	91	34.1
07/10/2019	12:00	0	1	2	74	96	53	8	4	0	0	0	0	0	0	0	0	0	0	0	238	37.7	30 to 40	93.7	65	27.3
07/10/2019	13:00	1	4	14	88	116	57	19	1	0	0	0	0	0	0	0	0	0	0	0	300	37.8	30 to 40	87.0	77	25.7
07/10/2019	14:00	0	5	16	133	165	64	18	2	0	0	0	0	0	0	0	0	0	0	0	403	36.9	30 to 40	89.8	84	20.8
07/10/2019	15:00	0	9	34	134	136	78	16	2	1	0	0	0	0	0	0	0	0	0	0	410	37.2	30 to 40	84.9	97	23.7
07/10/2019	16:00	10	13	35	164	116	72	22	5	0	0	0	0	0	0	0	0	0	0	0	437	37.3	30 to 40	80.5	99	22.7
07/10/2019	17:00	3	3	19	120	132	59	10	0	0	0	0	0	0	0	0	0	0	0	0	346	36.4	30 to 40	89.9	69	19.9
07/10/2019	18:00	12	2	8	63	94	47	7	3	0	0	0	0	0	0	0	0	0	0	0	236	37.3	30 to 40	86.4	57	24.2
07/10/2019	19:00	0	0	4	44	57	30	8	1	0	0	0	0	0	0	0	0	0	0	0	144	37.8	30 to 40	91.0	39	27.1
07/10/2019	20:00	0	0	4	33	56	22	7	3	0	1	0	0	0	0	0	0	0	0	0	126	38.2	30 to 40	88.1	33	26.2
07/10/2019	21:00	0	1	6	20	20	23	7	0	1	0	0	1	0	0	0	0	0	0	0	79	39.3	30 to 40	79.7	32	40.5
07/10/2019	22:00	0	0	2	8	17	13	2	2	1	0	0	0	0	0	0	0	0	0	0	45	39.2	30 to 40	84.4	18	40.0
07/10/2019	23:00	0	0	0	9	10	6	1	1	0	0	0	0	0	0	0	0	0	0	0	27	38.3	30 to 40	92.6	8	29.6
24 Hr Summary		28	44	204	1320	1632	866	227	53	11	1	0	3	0	0	0	0	0	0	0	4389	37.9	30 to 40	87.0	1161	26.5

Incoming Histogram

Knoll Lane October 2019

from Tue-Sep-24-2019-10-00-AM to Tue-Oct-29-2019-01-59-PM

Date	Starting Hr:min	<15	15 to <20	20 to <25	25 to <30	30 to <35	35 to <40	40 to <45	45 to <50	50 to <55	55 to <60	60 to <65	65 to <70	70 to <75	75 to <80	80 to <85	85 to <90	90 to <95	95 to <100	100 to >105	Total Counts	85pct Speed	10MPH Pace	% in pace	# of Speeders	% Speeders
08/10/2019	00:00	0	0	0	2	6	3	1	1	1	0	0	0	0	0	0	0	0	0	0	14	45	30 to 40	78.6	6	42.9
08/10/2019	01:00	0	0	0	2	1	4	1	0	0	0	0	0	0	0	0	0	0	0	0	8	40	30 to 40	87.5	5	62.5
08/10/2019	02:00	0	0	0	1	5	3	2	0	0	0	0	0	0	0	0	0	0	0	0	11	40	35 to 45	90.9	5	45.5
08/10/2019	03:00	0	0	0	5	5	3	2	0	0	1	0	0	0	0	0	0	0	0	0	16	42.5	30 to 40	81.3	6	37.5
08/10/2019	04:00	0	0	0	2	10	6	3	0	2	2	0	0	0	0	0	0	0	0	0	25	45	35 to 45	76.0	13	52.0
08/10/2019	05:00	0	0	0	25	33	21	7	0	1	0	1	0	0	0	0	0	0	0	0	88	39	30 to 40	89.8	30	34.1
08/10/2019	06:00	3	6	17	53	92	67	15	3	1	0	0	0	0	0	0	0	0	0	0	257	38.5	30 to 40	82.5	86	33.5
08/10/2019	07:00	0	3	9	107	158	68	21	2	0	0	0	0	0	0	0	0	0	0	0	368	37.6	30 to 40	90.5	91	24.7
08/10/2019	08:00	0	0	3	90	97	47	9	3	0	0	0	0	0	0	0	0	0	0	0	249	37.3	30 to 40	94.0	59	23.7
08/10/2019	09:00	0	0	4	73	72	49	15	2	1	0	0	0	0	0	0	0	0	0	0	216	38.6	30 to 40	89.8	67	31.0
08/10/2019	10:00	0	4	8	75	98	58	11	2	0	0	0	0	0	0	0	0	0	0	0	256	37.8	30 to 40	90.2	71	27.7
08/10/2019	11:00	0	0	9	68	78	50	19	2	0	0	0	0	0	0	0	0	0	0	0	226	38.7	30 to 40	86.7	71	31.4
08/10/2019	12:00	0	1	15	70	85	56	19	1	0	0	0	0	0	0	0	0	0	0	0	247	38.5	30 to 40	85.4	76	30.8
08/10/2019	13:00	6	2	25	125	105	51	15	4	1	0	0	0	0	0	0	0	0	0	0	334	37.1	30 to 40	84.1	71	21.3
08/10/2019	14:00	4	6	26	102	118	59	15	3	0	0	0	0	0	0	0	0	0	0	0	333	37.3	30 to 40	83.8	77	23.1
08/10/2019	15:00	1	13	27	133	129	82	17	2	2	0	0	0	0	0	0	0	0	0	0	406	37.6	30 to 40	84.7	103	25.4
08/10/2019	16:00	1	7	35	149	164	73	28	1	0	1	0	0	0	0	0	0	0	0	0	459	37.3	30 to 40	84.1	103	22.4
08/10/2019	17:00	6	10	39	129	115	43	14	6	1	1	0	0	0	0	0	0	0	0	0	364	36.2	30 to 40	78.8	65	17.9
08/10/2019	18:00	20	20	23	110	71	35	2	0	0	0	0	0	0	0	0	0	0	0	0	281	34.6	30 to 40	76.9	37	13.2
08/10/2019	19:00	1	7	13	45	65	32	7	3	2	0	0	0	0	0	0	0	0	0	0	175	37.8	30 to 40	81.1	44	25.1
08/10/2019	20:00	0	0	2	39	47	29	4	1	0	0	0	0	0	0	0	0	0	0	0	122	37.8	30 to 40	94.3	34	27.9
08/10/2019	21:00	0	0	3	33	38	15	14	3	1	0	0	0	0	0	0	0	0	0	0	107	40.7	30 to 40	80.4	33	30.8
08/10/2019	22:00	0	1	5	17	17	9	5	0	0	0	0	0	0	0	0	0	0	0	0	54	38.3	30 to 40	79.6	14	25.9
08/10/2019	23:00	0	0	5	6	7	6	2	2	0	0	0	0	0	0	0	0	0	0	0	28	40	30 to 40	67.9	10	35.7
24 Hr Summary		42	80	268	1461	1616	869	248	41	13	5	1	0	0	0	0	0	0	0	0	4644	37.8	30 to 40	85.0	1177	25.3

Incoming Histogram

Knoll Lane October 2019

from Tue-Sep-24-2019-10-00-AM to Tue-Oct-29-2019-01-59-PM

Date	Starting Hr:min	<15	15 to <20	20 to <25	25 to <30	30 to <35	35 to <40	40 to <45	45 to <50	50 to <55	55 to <60	60 to <65	65 to <70	70 to <75	75 to <80	80 to <85	85 to <90	90 to <95	95 to <100	100 to >105	Total Counts	85pct Speed	10MPH Pace	% in pace	# of Speeders	% Speeders
09/10/2019	00:00	0	0	0	2	2	4	3	0	0	0	0	0	0	0	0	0	0	0	0	11	41.7	35 to 45	81.8	7	63.6
09/10/2019	01:00	0	0	0	4	5	1	1	2	0	0	0	0	0	0	0	0	0	0	0	13	45	30 to 40	76.9	4	30.8
09/10/2019	02:00	0	0	0	0	3	1	2	0	0	0	0	0	0	0	0	0	0	0	0	6	42.5	35 to 45	100.0	3	50.0
09/10/2019	03:00	0	0	0	5	4	5	3	0	2	0	0	0	0	0	0	0	0	0	0	19	43.3	30 to 40	73.7	10	52.6
09/10/2019	04:00	0	0	0	4	7	6	4	1	0	0	1	0	0	0	0	0	0	0	0	23	43.8	30 to 40	73.9	12	52.2
09/10/2019	05:00	0	0	1	18	31	16	8	2	0	0	0	0	0	0	0	0	0	0	0	76	39.7	30 to 40	85.5	26	34.2
09/10/2019	06:00	0	3	9	75	110	42	9	3	0	0	0	0	0	0	0	0	0	0	0	251	36.9	30 to 40	90.4	54	21.5
09/10/2019	07:00	0	3	11	77	115	72	21	5	0	0	0	0	0	0	0	0	0	0	0	304	38.6	30 to 40	86.8	98	32.2
09/10/2019	08:00	2	1	10	81	85	42	16	6	0	0	0	0	0	0	0	0	0	0	0	243	38.3	30 to 40	85.6	64	26.3
09/10/2019	09:00	0	0	5	52	83	66	11	0	0	0	0	0	0	0	0	0	0	0	0	217	38.3	30 to 40	92.6	77	35.5
09/10/2019	10:00	0	2	7	50	71	64	10	1	1	0	0	0	0	0	0	0	0	0	0	206	38.5	30 to 40	89.8	76	36.9
09/10/2019	11:00	1	6	25	100	62	43	15	2	1	0	0	0	0	0	0	0	0	0	0	255	37.7	30 to 40	80.4	61	23.9
09/10/2019	12:00	0	0	22	94	94	65	14	3	3	0	0	0	0	0	0	0	0	0	0	295	38.2	30 to 40	85.8	85	28.8
09/10/2019	13:00	3	3	22	101	126	67	16	5	2	0	0	0	0	0	0	0	0	0	0	345	37.8	30 to 40	85.2	90	26.1
09/10/2019	14:00	0	0	16	121	142	63	19	2	0	0	0	0	0	0	0	0	0	0	0	363	37.4	30 to 40	89.8	84	23.1
09/10/2019	15:00	10	3	21	122	132	80	18	5	1	0	0	0	0	0	0	0	0	0	0	392	37.8	30 to 40	85.2	104	26.5
09/10/2019	16:00	7	20	37	150	145	64	13	4	4	0	0	0	0	0	0	0	0	0	0	444	36.4	30 to 40	80.9	85	19.1
09/10/2019	17:00	5	5	26	124	120	59	20	1	0	0	0	0	0	0	0	0	0	0	0	360	37.2	30 to 40	84.2	80	22.2
09/10/2019	18:00	0	3	29	135	98	35	10	2	0	0	0	0	0	0	0	0	0	0	0	312	35	30 to 40	85.9	47	15.1
09/10/2019	19:00	0	0	6	55	77	22	10	2	0	0	0	0	0	0	0	0	0	0	0	172	36.8	30 to 40	89.5	34	19.8
09/10/2019	20:00	0	1	5	45	47	25	6	2	0	0	0	0	0	0	0	0	0	0	0	131	37.6	30 to 40	89.3	33	25.2
09/10/2019	21:00	0	1	6	28	31	25	8	2	0	0	0	0	0	0	0	0	0	0	0	101	39	30 to 40	83.2	35	34.7
09/10/2019	22:00	0	0	0	21	17	13	4	0	0	0	0	0	0	0	0	0	0	0	0	55	38.5	30 to 40	92.7	17	30.9
09/10/2019	23:00	0	0	0	6	10	6	1	1	1	0	0	0	0	0	0	0	0	0	0	25	39.2	30 to 40	88.0	9	36.0
24 Hr Summary		28	51	258	1470	1617	886	242	51	15	0	1	0	0	0	0	0	0	0	0	4619	37.8	30 to 40	86.0	1195	25.9

Incoming Histogram

Knoll Lane October 2019

from Tue-Sep-24-2019-10-00-AM to Tue-Oct-29-2019-01-59-PM

Date	Starting Hr:min	<15	15 to <20	20 to <25	25 to <30	30 to <35	35 to <40	40 to <45	45 to <50	50 to <55	55 to <60	60 to <65	65 to <70	70 to <75	75 to <80	80 to <85	85 to <90	90 to <95	95 to <100	100 to >105	Total Counts	85pct Speed	10MPH Pace	% in pace	# of Speeders	% Speeders
10/10/2019	00:00	0	0	2	2	3	1	0	1	0	0	0	0	0	0	0	0	0	0	0	9	40	25 to 35	77.8	2	22.2
10/10/2019	01:00	0	0	0	2	3	2	0	0	0	0	0	0	0	0	0	0	0	0	0	7	37.5	30 to 40	100.0	2	28.6
10/10/2019	02:00	0	0	0	4	3	3	1	0	1	0	0	0	0	0	0	0	0	0	0	12	40	30 to 40	83.3	5	41.7
10/10/2019	03:00	0	0	0	3	4	5	3	1	0	1	1	0	0	0	0	0	0	0	0	18	45	30 to 40	66.7	11	61.1
10/10/2019	04:00	0	0	3	6	6	7	2	0	1	1	0	0	0	0	0	0	0	0	0	26	40	30 to 40	73.1	11	42.3
10/10/2019	05:00	1	0	2	13	31	25	1	1	0	0	0	0	0	0	0	0	0	0	0	74	38.2	30 to 40	93.2	27	36.5
10/10/2019	06:00	0	5	6	54	108	48	16	3	1	0	0	0	0	0	0	0	0	0	0	241	38.3	30 to 40	87.1	68	28.2
10/10/2019	07:00	0	1	14	78	140	75	14	1	1	0	0	0	0	0	0	0	0	0	0	324	37.8	30 to 40	90.4	91	28.1
10/10/2019	08:00	1	0	6	67	82	50	11	1	0	0	0	0	0	0	0	0	0	0	0	218	37.9	30 to 40	91.3	62	28.4
10/10/2019	09:00	0	2	11	40	64	54	21	0	1	0	0	0	0	0	0	0	0	0	0	193	39.4	30 to 40	81.9	76	39.4
10/10/2019	10:00	0	1	13	75	84	44	12	4	2	0	0	0	0	0	0	0	0	0	0	235	38.1	30 to 40	86.4	62	26.4
10/10/2019	11:00	0	1	9	68	87	39	12	4	0	0	0	0	0	0	0	0	0	0	0	220	37.8	30 to 40	88.2	55	25.0
10/10/2019	12:00	0	3	12	60	86	60	18	3	0	0	0	0	0	0	0	0	0	0	0	242	38.8	30 to 40	85.1	81	33.5
10/10/2019	13:00	1	3	14	100	130	74	20	0	0	0	0	0	0	0	0	0	0	0	0	342	37.9	30 to 40	88.9	94	27.5
10/10/2019	14:00	0	6	15	89	144	70	24	3	0	0	0	0	0	0	0	0	0	0	0	351	38.1	30 to 40	86.3	97	27.6
10/10/2019	15:00	0	4	26	126	149	71	23	8	0	0	0	0	0	0	0	0	0	0	0	407	37.9	30 to 40	85.0	102	25.1
10/10/2019	16:00	1	7	34	175	200	75	22	7	0	0	0	0	0	0	0	0	0	0	0	521	36.7	30 to 40	86.4	104	20.0
10/10/2019	17:00	0	3	23	154	121	54	11	3	1	0	0	0	0	0	0	0	0	0	0	370	36.2	30 to 40	88.9	69	18.6
10/10/2019	18:00	1	9	20	97	95	43	9	5	0	1	0	0	0	0	0	0	0	0	0	280	36.9	30 to 40	83.9	58	20.7
10/10/2019	19:00	0	3	17	62	80	32	14	4	0	0	0	0	0	0	0	0	0	0	0	212	37.8	30 to 40	82.1	50	23.6
10/10/2019	20:00	0	1	6	48	52	29	8	1	3	0	0	0	0	0	0	0	0	0	0	148	38.3	30 to 40	87.2	41	27.7
10/10/2019	21:00	2	1	13	40	37	25	7	0	0	0	0	0	0	0	0	0	0	0	0	125	37.6	30 to 40	81.6	32	25.6
10/10/2019	22:00	0	0	1	19	13	9	5	2	0	0	0	0	0	0	0	0	0	0	0	49	40	30 to 40	83.7	16	32.7
10/10/2019	23:00	0	0	0	5	7	6	5	1	0	0	0	0	0	0	0	0	0	0	0	24	42	30 to 40	75.0	12	50.0
24 Hr Summary		7	50	247	1387	1729	901	259	53	11	3	1	0	0	0	0	0	0	0	0	4648	37.9	30 to 40	86.4	1228	26.4

Incoming Histogram

Knoll Lane October 2019

from Tue-Sep-24-2019-10-00-AM to Tue-Oct-29-2019-01-59-PM

Date	Starting Hr:min	<15	15 to <20	20 to <25	25 to <30	30 to <35	35 to <40	40 to <45	45 to <50	50 to <55	55 to <60	60 to <65	65 to <70	70 to <75	75 to <80	80 to <85	85 to <90	90 to <95	95 to <100	100 to >105	Total Counts	85pct Speed	10MPH Pace	% in pace	# of Speeders	% Speeders
11/10/2019	00:00	0	0	0	1	3	6	1	1	0	0	0	0	0	0	0	0	0	0	0	12	40	30 to 40	83.3	8	66.7
11/10/2019	01:00	0	0	0	4	0	3	1	1	0	0	0	0	0	0	0	0	0	0	0	9	45	30 to 40	77.8	5	55.6
11/10/2019	02:00	0	0	0	3	2	6	2	1	0	1	0	0	0	0	0	0	0	0	0	15	45	30 to 40	73.3	10	66.7
11/10/2019	03:00	0	0	0	7	7	5	1	0	1	0	1	0	0	0	0	0	0	0	0	22	40	30 to 40	86.4	8	36.4
11/10/2019	04:00	0	0	0	4	6	8	1	0	0	0	0	0	0	0	0	0	0	0	0	19	38.8	30 to 40	94.7	9	47.4
11/10/2019	05:00	0	0	0	17	32	19	7	2	0	0	0	0	0	0	0	0	0	0	0	77	39.2	30 to 40	88.3	28	36.4
11/10/2019	06:00	0	0	1	64	96	53	10	0	0	0	0	0	0	0	0	0	0	0	0	224	37.7	30 to 40	95.1	63	28.1
11/10/2019	07:00	0	1	4	84	124	64	14	2	1	0	0	0	0	0	0	0	0	0	0	294	37.9	30 to 40	92.5	81	27.6
11/10/2019	08:00	0	2	12	77	101	52	9	3	1	0	0	0	0	0	0	0	0	0	0	257	37.5	30 to 40	89.5	65	25.3
11/10/2019	09:00	0	4	11	59	89	51	7	2	0	0	0	0	0	0	0	0	0	0	0	223	37.6	30 to 40	89.2	60	26.9
11/10/2019	10:00	0	1	8	58	93	42	18	0	3	1	0	0	0	0	0	0	0	0	0	224	38.6	30 to 40	86.2	64	28.6
11/10/2019	11:00	1	2	18	66	99	52	13	3	1	0	0	0	0	0	0	0	0	0	0	255	38	30 to 40	85.1	69	27.1
11/10/2019	12:00	6	2	17	102	93	56	13	0	0	0	0	0	0	0	0	0	0	0	0	289	37.3	30 to 40	86.9	69	23.9
11/10/2019	13:00	1	2	15	98	134	59	14	2	1	0	0	0	0	0	0	0	0	0	0	326	37.3	30 to 40	89.3	76	23.3
11/10/2019	14:00	2	5	25	112	156	68	4	1	0	1	0	0	0	0	0	0	0	0	0	374	36.3	30 to 40	89.8	74	19.8
11/10/2019	15:00	0	5	15	85	136	75	25	3	2	1	0	0	0	0	0	0	0	0	0	347	38.6	30 to 40	85.3	106	30.5
11/10/2019	16:00	2	1	27	153	171	79	25	7	1	0	0	0	0	0	0	0	0	0	0	466	37.7	30 to 40	86.5	112	24.0
11/10/2019	17:00	1	10	28	118	138	56	18	1	1	0	0	0	0	0	0	0	0	0	0	371	36.8	30 to 40	84.1	76	20.5
11/10/2019	18:00	2	2	19	110	88	50	6	1	0	0	1	0	0	0	0	0	0	0	0	279	36.6	30 to 40	88.9	58	20.8
11/10/2019	19:00	0	0	8	56	56	30	16	5	2	0	0	0	0	0	0	0	0	0	0	173	39.5	30 to 40	82.1	53	30.6
11/10/2019	20:00	1	2	5	41	36	23	5	1	1	0	0	0	0	0	0	0	0	0	0	115	37.8	30 to 40	87.0	30	26.1
11/10/2019	21:00	0	0	3	44	36	30	11	4	1	1	0	0	0	0	0	0	0	0	0	130	39.5	30 to 40	84.6	47	36.2
11/10/2019	22:00	0	0	1	29	37	11	4	0	1	0	0	0	0	0	0	0	0	0	0	83	36.8	30 to 40	92.8	16	19.3
11/10/2019	23:00	0	0	1	21	14	6	3	1	0	0	1	0	0	0	0	0	0	0	0	47	38.3	30 to 40	87.2	11	23.4
24 Hr Summary		16	39	218	1413	1747	904	228	41	17	5	3	0	0	0	0	0	0	0	0	4631	37.8	30 to 40	87.8	1198	25.9

Incoming Histogram

Knoll Lane October 2019

from Tue-Sep-24-2019-10-00-AM to Tue-Oct-29-2019-01-59-PM

Date	Starting Hr:min	<15	15 to <20	20 to <25	25 to <30	30 to <35	35 to <40	40 to <45	45 to <50	50 to <55	55 to <60	60 to <65	65 to <70	70 to <75	75 to <80	80 to <85	85 to <90	90 to <95	95 to <100	100 to >105	Total Counts	85pct Speed	10MPH Pace	% in pace	# of Speeders	% Speeders
12/10/2019	00:00	0	0	0	3	13	9	5	0	1	0	0	0	0	0	0	0	0	0	0	31	41	35 to 45	87.1	15	48.4
12/10/2019	01:00	0	0	1	5	8	5	3	2	0	0	0	0	0	0	0	0	0	0	0	24	41.7	30 to 40	75.0	10	41.7
12/10/2019	02:00	0	0	1	3	2	2	5	0	1	0	0	0	0	0	0	0	0	0	0	14	44	35 to 45	64.3	8	57.1
12/10/2019	03:00	0	0	0	3	4	4	2	1	0	0	0	0	0	0	0	0	0	0	0	14	42.5	30 to 40	78.6	7	50.0
12/10/2019	04:00	0	0	0	6	3	3	2	0	0	0	0	0	0	0	0	0	0	0	0	14	40	30 to 40	85.7	5	35.7
12/10/2019	05:00	0	0	0	11	12	16	3	1	0	0	0	0	0	0	0	0	0	0	0	43	39.4	30 to 40	90.7	20	46.5
12/10/2019	06:00	0	0	1	24	28	27	8	1	0	0	0	0	0	0	0	0	0	0	0	89	39.3	30 to 40	88.8	36	40.4
12/10/2019	07:00	0	0	2	34	66	36	12	4	1	1	0	0	0	0	0	0	0	0	0	156	39.3	30 to 40	87.2	54	34.6
12/10/2019	08:00	0	0	6	59	103	56	11	4	1	0	0	0	0	0	0	0	0	0	0	240	38.2	30 to 40	90.8	72	30.0
12/10/2019	09:00	0	4	9	94	138	55	8	5	1	0	0	0	0	0	0	0	0	0	0	314	37	30 to 40	91.4	69	22.0
12/10/2019	10:00	0	0	22	88	117	76	19	1	1	0	0	0	0	0	0	0	0	0	0	324	38.2	30 to 40	86.7	97	29.9
12/10/2019	11:00	2	2	18	90	137	70	33	3	0	1	0	0	0	0	0	0	0	0	0	356	38.9	30 to 40	83.4	107	30.1
12/10/2019	12:00	0	0	10	75	132	74	21	6	1	0	0	0	0	0	0	0	0	0	0	319	38.6	30 to 40	88.1	102	32.0
12/10/2019	13:00	2	2	17	78	147	63	17	4	0	0	0	0	0	0	0	0	0	0	0	330	37.7	30 to 40	87.3	84	25.5
12/10/2019	14:00	1	4	6	74	126	61	15	6	1	0	0	0	0	0	0	0	0	0	0	294	38.2	30 to 40	88.8	83	28.2
12/10/2019	15:00	0	1	8	79	104	71	26	4	1	1	0	0	0	0	0	0	0	0	0	295	39.2	30 to 40	86.1	103	34.9
12/10/2019	16:00	0	1	17	89	80	54	15	2	3	0	0	0	0	0	0	0	0	0	0	261	38.2	30 to 40	85.4	74	28.4
12/10/2019	17:00	0	3	17	92	101	43	6	2	0	0	0	0	0	0	0	0	0	0	0	264	36.3	30 to 40	89.4	51	19.3
12/10/2019	18:00	0	1	8	60	76	33	8	4	0	0	1	0	0	0	0	0	0	0	0	191	37.6	30 to 40	88.5	46	24.1
12/10/2019	19:00	0	1	6	27	41	30	9	3	0	0	0	0	0	0	0	0	0	0	0	117	39	30 to 40	83.8	42	35.9
12/10/2019	20:00	0	0	2	28	45	26	10	1	0	0	1	0	0	0	0	0	0	0	0	113	39	30 to 40	87.6	38	33.6
12/10/2019	21:00	0	0	6	16	25	12	5	1	0	0	0	0	0	0	0	0	0	0	0	65	38.3	30 to 40	81.5	18	27.7
12/10/2019	22:00	0	1	3	14	18	12	6	1	0	0	0	0	0	0	0	0	0	0	0	55	39.6	30 to 40	80.0	19	34.5
12/10/2019	23:00	0	0	1	7	16	6	5	0	1	0	0	0	0	0	0	0	0	0	0	36	41	30 to 40	80.6	12	33.3
24 Hr Summary		5	20	161	1059	1542	844	254	56	13	3	2	0	0	0	0	0	0	0	0	3959	38.4	30 to 40	87.0	1172	29.6

Incoming Histogram

Knoll Lane October 2019

from Tue-Sep-24-2019-10-00-AM to Tue-Oct-29-2019-01-59-PM

Date	Starting Hr:min	<15	15 to <20	20 to <25	25 to <30	30 to <35	35 to <40	40 to <45	45 to <50	50 to <55	55 to <60	60 to <65	65 to <70	70 to <75	75 to <80	80 to <85	85 to <90	90 to <95	95 to <100	100 to >105	Total Counts	85pct Speed	10MPH Pace	% in pace	# of Speeders	% Speeders
13/10/2019	00:00	0	0	2	6	9	2	5	2	0	0	0	0	0	0	0	0	0	0	0	26	43	25 to 35	65.4	9	34.6
13/10/2019	01:00	0	0	0	2	1	3	4	0	1	0	0	0	0	0	0	0	0	0	0	11	43.8	35 to 45	72.7	8	72.7
13/10/2019	02:00	0	0	0	1	2	4	4	0	0	0	0	0	0	0	0	0	0	0	0	11	42.5	35 to 45	90.9	8	72.7
13/10/2019	03:00	0	0	0	4	0	2	0	0	1	0	0	0	0	0	0	0	0	0	0	7	40	30 to 40	85.7	3	42.9
13/10/2019	04:00	0	0	0	4	1	4	1	3	0	0	0	0	0	0	0	0	0	0	0	13	46.7	30 to 40	69.2	8	61.5
13/10/2019	05:00	0	0	0	3	11	11	3	0	0	0	0	0	0	0	0	0	0	0	0	28	39.5	30 to 40	89.3	14	50.0
13/10/2019	06:00	0	0	0	3	16	12	5	2	0	0	0	0	0	0	0	0	0	0	0	38	41	35 to 45	86.8	19	50.0
13/10/2019	07:00	0	0	0	14	16	16	7	1	2	0	0	0	0	0	0	0	0	0	0	56	41.4	30 to 40	82.1	26	46.4
13/10/2019	08:00	0	0	1	31	49	27	18	3	0	0	0	0	0	0	0	0	0	0	0	129	40.6	30 to 40	82.9	48	37.2
13/10/2019	09:00	0	1	13	54	63	39	15	3	0	0	0	0	0	0	0	0	0	0	0	188	38.7	30 to 40	83.0	57	30.3
13/10/2019	10:00	1	2	11	74	100	42	11	0	1	0	0	0	0	0	0	0	0	0	0	242	37.1	30 to 40	89.3	54	22.3
13/10/2019	11:00	6	5	17	91	108	62	16	2	1	0	0	0	0	0	0	0	0	0	0	308	37.8	30 to 40	84.7	81	26.3
13/10/2019	12:00	0	2	5	84	120	61	15	4	0	0	0	0	0	0	0	0	0	0	0	291	38	30 to 40	91.1	80	27.5
13/10/2019	13:00	0	0	7	51	102	53	27	5	0	0	0	0	0	0	0	0	0	0	0	245	39.5	30 to 40	84.1	85	34.7
13/10/2019	14:00	0	2	14	69	95	52	11	1	0	0	0	0	0	0	0	0	0	0	0	244	37.6	30 to 40	88.5	64	26.2
13/10/2019	15:00	0	3	10	60	98	61	15	3	1	1	0	0	0	0	0	0	0	0	0	252	38.5	30 to 40	86.9	81	32.1
13/10/2019	16:00	0	2	12	53	84	37	11	5	0	0	0	0	0	0	0	0	0	0	0	204	38	30 to 40	85.3	53	26.0
13/10/2019	17:00	0	0	9	66	71	45	14	1	3	1	0	0	0	0	0	0	0	0	0	210	38.6	30 to 40	86.7	64	30.5
13/10/2019	18:00	0	2	7	43	55	38	11	3	0	0	0	0	0	0	0	0	0	0	0	159	38.7	30 to 40	85.5	52	32.7
13/10/2019	19:00	0	0	9	37	37	16	14	0	0	0	0	0	0	0	0	0	0	0	0	113	39.1	30 to 40	79.6	30	26.5
13/10/2019	20:00	0	0	3	24	32	18	7	1	1	0	0	0	0	0	0	0	0	0	0	86	38.9	30 to 40	86.0	27	31.4
13/10/2019	21:00	0	0	5	23	25	16	7	1	0	0	0	0	0	0	0	0	0	0	0	77	38.8	30 to 40	83.1	24	31.2
13/10/2019	22:00	0	0	1	6	16	8	4	0	0	0	0	0	0	0	0	0	0	0	0	35	39.4	30 to 40	85.7	12	34.3
13/10/2019	23:00	0	0	0	6	2	1	4	1	0	0	0	0	0	0	0	0	0	0	0	14	43.8	30 to 40	64.3	6	42.9
24 Hr Summary		7	19	126	809	1113	630	229	41	11	2	0	0	0	0	0	0	0	0	0	2987	38.7	30 to 40	85.4	913	30.6

Incoming Histogram

Knoll Lane October 2019

from Tue-Sep-24-2019-10-00-AM to Tue-Oct-29-2019-01-59-PM

Date	Starting Hr:min	<15	15 to <20	20 to <25	25 to <30	30 to <35	35 to <40	40 to <45	45 to <50	50 to <55	55 to <60	60 to <65	65 to <70	70 to <75	75 to <80	80 to <85	85 to <90	90 to <95	95 to <100	100 to >105	Total Counts	85pct Speed	10MPH Pace	% in pace	# of Speeders	% Speeders
14/10/2019	00:00	0	0	0	2	4	2	0	1	0	0	0	0	0	0	0	0	0	0	0	9	40	30 to 40	88.9	3	33.3
14/10/2019	01:00	0	0	0	2	2	4	1	0	0	0	0	0	0	0	0	0	0	0	0	9	40	30 to 40	88.9	5	55.6
14/10/2019	02:00	0	0	0	1	1	0	0	0	0	0	0	0	0	0	0	0	0	0	0	2	35	25 to 35	100.0	*	*
14/10/2019	03:00	0	0	0	3	0	6	3	0	1	0	0	0	0	0	0	0	0	0	0	13	43.3	30 to 40	69.2	10	76.9
14/10/2019	04:00	0	0	1	3	3	10	1	0	0	2	0	0	0	0	0	0	0	0	0	20	40	30 to 40	80.0	13	65.0
14/10/2019	05:00	2	0	1	18	26	22	6	6	0	0	0	0	0	0	0	0	0	0	0	81	40	30 to 40	81.5	34	42.0
14/10/2019	06:00	1	4	2	72	84	49	11	3	0	0	0	0	0	0	0	0	0	0	0	226	38	30 to 40	90.7	63	27.9
14/10/2019	07:00	56	1	7	72	89	56	12	1	0	0	0	0	0	0	0	0	0	0	0	294	37.2	30 to 40	73.8	69	23.5
14/10/2019	08:00	236	0	5	64	94	37	7	2	0	0	0	0	0	0	0	0	0	0	0	445	33.9	5 to 15	53.0	46	10.3
14/10/2019	09:00	0	2	10	50	61	31	10	1	0	0	0	0	0	0	0	0	0	0	0	165	37.7	30 to 40	86.1	42	25.5
14/10/2019	10:00	0	0	9	75	74	39	10	3	0	0	0	0	0	0	0	0	0	0	0	210	37.6	30 to 40	89.5	52	24.8
14/10/2019	11:00	0	1	5	52	97	42	13	5	0	0	0	0	0	0	0	0	0	0	0	215	38.3	30 to 40	88.8	60	27.9
14/10/2019	12:00	1	2	14	97	87	49	18	4	1	0	0	0	0	0	0	0	0	0	0	273	38.2	30 to 40	85.3	72	26.4
14/10/2019	13:00	2	3	8	116	111	49	8	2	0	0	1	0	0	0	0	0	0	0	0	300	36.5	30 to 40	92.0	60	20.0
14/10/2019	14:00	1	2	20	127	138	67	17	3	1	0	0	0	0	0	0	0	0	0	0	376	37.4	30 to 40	88.3	88	23.4
14/10/2019	15:00	1	10	26	127	135	66	18	4	0	0	0	0	0	0	0	0	0	0	0	387	37.3	30 to 40	84.8	88	22.7
14/10/2019	16:00	18	7	37	176	146	53	16	1	0	0	0	0	0	0	0	0	0	0	0	454	35.2	30 to 40	82.6	70	15.4
14/10/2019	17:00	85	4	25	102	128	39	5	0	2	0	0	0	0	0	0	0	0	0	0	390	34.5	30 to 40	69.0	46	11.8
14/10/2019	18:00	47	4	18	68	65	30	5	1	0	0	0	0	0	0	0	0	0	0	0	238	35	30 to 40	68.5	36	15.1
14/10/2019	19:00	0	0	5	56	52	27	15	1	0	0	0	0	0	0	0	0	0	0	0	156	38.7	30 to 40	86.5	43	27.6
14/10/2019	20:00	0	0	2	34	40	17	5	0	1	1	1	0	0	0	0	0	0	0	0	101	37.9	30 to 40	90.1	25	24.8
14/10/2019	21:00	0	1	5	15	30	22	5	4	2	0	0	0	0	0	0	0	0	0	0	84	39.5	30 to 40	79.8	33	39.3
14/10/2019	22:00	0	0	0	7	13	8	0	0	0	0	1	0	0	0	0	0	0	0	0	29	38.1	30 to 40	96.6	9	31.0
14/10/2019	23:00	0	0	0	4	5	6	3	0	0	0	0	0	0	0	0	0	0	0	0	18	40	30 to 40	83.3	9	50.0
24 Hr Summary		450	41	200	1343	1485	731	189	42	8	3	3	0	0	0	0	0	0	0	0	4495	37.1	30 to 40	79.2	976	21.7

Incoming Histogram

Knoll Lane October 2019

from Tue-Sep-24-2019-10-00-AM to Tue-Oct-29-2019-01-59-PM

Date	Starting Hr:min	<15	15 to <20	20 to <25	25 to <30	30 to <35	35 to <40	40 to <45	45 to <50	50 to <55	55 to <60	60 to <65	65 to <70	70 to <75	75 to <80	80 to <85	85 to <90	90 to <95	95 to <100	100 to >105	Total Counts	85pct Speed	10MPH Pace	% in pace	# of Speeders	% Speeders
15/10/2019	00:00	0	0	0	1	1	2	1	2	1	0	0	0	0	0	0	0	0	0	0	8	50	40 to 50	62.5	6	75.0
15/10/2019	01:00	0	0	0	4	1	2	1	0	0	0	0	0	0	0	0	0	0	0	0	8	40	30 to 40	87.5	3	37.5
15/10/2019	02:00	0	0	0	0	3	2	0	0	0	0	0	0	0	0	0	0	0	0	0	5	37.5	30 to 40	100.0	2	40.0
15/10/2019	03:00	0	0	0	3	3	5	2	0	0	0	0	0	0	0	0	0	0	0	0	13	40	30 to 40	84.6	7	53.8
15/10/2019	04:00	0	0	1	5	9	8	4	2	1	0	0	0	0	0	0	0	0	0	0	30	43.8	30 to 40	73.3	15	50.0
15/10/2019	05:00	0	0	4	26	32	15	10	2	1	0	0	0	0	0	0	0	0	0	0	90	39.7	30 to 40	81.1	28	31.1
15/10/2019	06:00	0	5	2	53	73	63	17	2	0	0	0	0	0	0	0	0	0	0	0	215	39	30 to 40	87.9	82	38.1
15/10/2019	07:00	0	0	10	112	165	83	28	4	0	0	0	0	0	0	0	0	0	0	0	402	38.3	30 to 40	89.6	115	28.6
15/10/2019	08:00	0	0	7	78	107	78	13	3	3	0	0	0	0	0	0	0	0	0	0	289	38.5	30 to 40	91.0	97	33.6
15/10/2019	09:00	1	0	10	78	70	52	8	2	0	0	0	0	0	0	0	0	0	0	0	221	37.8	30 to 40	90.5	62	28.1
15/10/2019	10:00	0	0	8	62	69	38	11	4	0	1	0	0	0	0	0	0	0	0	0	193	38.3	30 to 40	87.6	54	28.0
15/10/2019	11:00	0	4	6	80	94	44	12	4	0	0	0	0	0	0	0	0	0	0	0	244	37.6	30 to 40	89.3	60	24.6
15/10/2019	12:00	3	3	27	66	98	54	16	1	1	0	0	0	0	0	0	0	0	0	0	269	38	30 to 40	81.0	72	26.8
15/10/2019	13:00	0	0	12	97	127	64	13	4	1	0	0	0	0	0	0	0	0	0	0	318	37.7	30 to 40	90.6	82	25.8
15/10/2019	14:00	0	4	26	126	141	98	9	1	0	0	0	0	0	0	0	0	0	0	0	405	37.4	30 to 40	90.1	108	26.7
15/10/2019	15:00	0	4	12	135	122	72	27	4	0	0	0	0	0	0	0	0	0	0	0	376	38.3	30 to 40	87.5	103	27.4
15/10/2019	16:00	7	17	29	152	148	70	19	2	0	0	0	0	0	0	0	0	0	0	0	444	36.7	30 to 40	83.3	91	20.5
15/10/2019	17:00	4	6	31	123	134	60	15	11	0	0	0	0	0	0	0	0	0	0	0	384	37.3	30 to 40	82.6	86	22.4
15/10/2019	18:00	1	3	16	91	101	47	12	3	1	0	0	0	0	0	0	0	0	0	0	275	37.3	30 to 40	86.9	63	22.9
15/10/2019	19:00	0	2	9	65	64	31	16	1	1	0	0	0	0	0	0	0	0	0	0	189	38.4	30 to 40	84.7	49	25.9
15/10/2019	20:00	0	0	3	48	53	16	13	4	0	0	0	0	0	0	0	0	0	0	0	137	38.8	30 to 40	85.4	33	24.1
15/10/2019	21:00	0	1	0	26	38	18	4	1	2	0	0	0	0	0	0	0	0	0	0	90	38.1	30 to 40	91.1	25	27.8
15/10/2019	22:00	0	0	2	24	8	6	4	1	0	0	0	0	0	0	0	0	0	0	0	45	38.3	30 to 40	84.4	11	24.4
15/10/2019	23:00	0	0	0	6	13	8	1	5	1	0	0	0	0	0	0	0	0	0	0	34	46	30 to 40	79.4	15	44.1
24 Hr Summary		16	49	215	1461	1674	936	256	63	13	1	0	0	0	0	0	0	0	0	0	4684	38	30 to 40	86.9	1269	27.1

Incoming Histogram

Knoll Lane October 2019

from Tue-Sep-24-2019-10-00-AM to Tue-Oct-29-2019-01-59-PM

Date	Starting Hr:min	<15	15 to <20	20 to <25	25 to <30	30 to <35	35 to <40	40 to <45	45 to <50	50 to <55	55 to <60	60 to <65	65 to <70	70 to <75	75 to <80	80 to <85	85 to <90	90 to <95	95 to <100	100 to >105	Total Counts	85pct Speed	10MPH Pace	% in pace	# of Speeders	% Speeders
16/10/2019	00:00	0	0	1	5	4	2	0	1	0	1	0	0	0	0	0	0	0	0	0	14	40	30 to 40	78.6	4	28.6
16/10/2019	01:00	0	0	0	3	1	1	1	0	0	0	0	0	0	0	0	0	0	0	0	6	40	30 to 40	83.3	2	33.3
16/10/2019	02:00	0	0	0	4	2	0	1	1	0	0	0	0	0	0	0	0	0	0	0	8	45	25 to 35	75.0	2	25.0
16/10/2019	03:00	0	0	1	4	5	3	3	0	1	1	0	0	0	0	0	0	0	0	0	18	43.3	30 to 40	66.7	8	44.4
16/10/2019	04:00	0	0	0	4	5	3	2	1	0	0	0	0	0	0	0	0	0	0	0	15	42.5	30 to 40	80.0	6	40.0
16/10/2019	05:00	0	0	2	20	32	17	7	1	1	0	0	0	0	0	0	0	0	0	0	80	39.1	30 to 40	86.3	26	32.5
16/10/2019	06:00	0	2	5	41	101	46	8	3	0	0	0	0	0	0	0	0	0	0	0	206	37.8	30 to 40	91.3	57	27.7
16/10/2019	07:00	7	3	7	74	136	57	16	2	0	0	0	0	0	0	0	0	0	0	0	302	37.6	30 to 40	88.4	75	24.8
16/10/2019	08:00	0	4	20	58	84	59	11	2	0	0	0	0	0	0	0	0	0	0	0	238	38.1	30 to 40	84.5	72	30.3
16/10/2019	09:00	0	4	12	41	71	39	9	1	1	1	0	0	0	0	0	0	0	0	0	179	38.1	30 to 40	84.4	51	28.5
16/10/2019	10:00	0	2	5	81	75	51	11	2	0	0	0	0	0	0	0	0	0	0	0	227	37.9	30 to 40	91.2	64	28.2
16/10/2019	11:00	0	0	13	84	84	53	10	5	0	0	0	0	0	0	0	0	0	0	0	249	37.9	30 to 40	88.8	68	27.3
16/10/2019	12:00	0	1	10	101	87	59	20	2	2	0	0	0	0	0	0	0	0	0	0	282	38.5	30 to 40	87.6	83	29.4
16/10/2019	13:00	1	7	21	111	107	52	10	4	1	0	0	0	0	0	0	0	0	0	0	314	36.9	30 to 40	86.0	67	21.3
16/10/2019	14:00	0	4	20	143	141	57	11	1	0	0	0	0	0	0	0	0	0	0	0	377	36.1	30 to 40	90.5	69	18.3
16/10/2019	15:00	0	3	17	133	151	65	15	2	0	0	0	0	0	0	0	0	0	0	0	386	36.8	30 to 40	90.4	82	21.2
16/10/2019	16:00	10	11	20	174	149	55	15	1	1	0	0	0	0	0	0	0	0	0	0	436	35.6	30 to 40	86.7	72	16.5
16/10/2019	17:00	4	10	36	120	139	54	7	2	0	0	0	0	0	0	0	0	0	0	0	372	35.6	30 to 40	84.1	63	16.9
16/10/2019	18:00	0	6	16	109	99	35	4	0	0	0	0	0	0	0	0	0	0	0	0	269	34.9	30 to 40	90.3	39	14.5
16/10/2019	19:00	0	0	9	53	66	27	7	1	0	0	0	0	0	0	0	0	0	0	0	163	37	30 to 40	89.6	35	21.5
16/10/2019	20:00	2	2	6	43	43	23	5	3	0	0	0	0	0	0	0	0	0	0	0	127	37.6	30 to 40	85.8	31	24.4
16/10/2019	21:00	0	1	6	28	39	21	8	0	0	0	0	0	0	0	0	0	0	0	0	103	38.3	30 to 40	85.4	29	28.2
16/10/2019	22:00	0	0	2	12	14	5	6	0	0	0	0	0	0	0	0	0	0	0	0	39	40	30 to 40	79.5	11	28.2
16/10/2019	23:00	0	0	0	7	10	10	3	1	0	0	0	0	0	0	0	0	0	0	0	31	39.5	30 to 40	87.1	14	45.2
24 Hr Summary		24	60	229	1453	1645	794	190	36	7	3	0	0	0	0	0	0	0	0	0	4441	37.3	30 to 40	87.6	1030	23.2

Incoming Histogram

Knoll Lane October 2019

from Tue-Sep-24-2019-10-00-AM to Tue-Oct-29-2019-01-59-PM

Date	Starting Hr:min	<15	15 to <20	20 to <25	25 to <30	30 to <35	35 to <40	40 to <45	45 to <50	50 to <55	55 to <60	60 to <65	65 to <70	70 to <75	75 to <80	80 to <85	85 to <90	90 to <95	95 to <100	100 to >105	Total Counts	85pct Speed	10MPH Pace	% in pace	# of Speeders	% Speeders	
17/10/2019	00:00	0	0	0	1	1	7	2	1	1	0	0	0	0	0	0	0	0	0	0	0	13	45	35 to 45	76.9	11	84.6
17/10/2019	01:00	0	0	1	0	1	4	0	1	0	0	0	0	0	0	0	0	0	0	0	0	7	40	30 to 40	71.4	5	71.4
17/10/2019	02:00	0	0	0	1	2	3	2	0	0	0	0	0	0	0	0	0	0	0	0	0	8	42.5	35 to 45	87.5	5	62.5
17/10/2019	03:00	0	0	0	0	2	0	2	0	1	0	0	0	0	0	0	0	0	0	0	0	5	45	35 to 45	80.0	3	60.0
17/10/2019	04:00	*	*	*	*	*	*	*	*	*	*	*	*	*	*	*	*	*	*	*	*	*	*	*	*	*	*
17/10/2019	05:00	*	*	*	*	*	*	*	*	*	*	*	*	*	*	*	*	*	*	*	*	*	*	*	*	*	*
17/10/2019	06:00	*	*	*	*	*	*	*	*	*	*	*	*	*	*	*	*	*	*	*	*	*	*	*	*	*	*
17/10/2019	07:00	*	*	*	*	*	*	*	*	*	*	*	*	*	*	*	*	*	*	*	*	*	*	*	*	*	*
17/10/2019	08:00	*	*	*	*	*	*	*	*	*	*	*	*	*	*	*	*	*	*	*	*	*	*	*	*	*	*
17/10/2019	09:00	*	*	*	*	*	*	*	*	*	*	*	*	*	*	*	*	*	*	*	*	*	*	*	*	*	*
17/10/2019	10:00	*	*	*	*	*	*	*	*	*	*	*	*	*	*	*	*	*	*	*	*	*	*	*	*	*	*
17/10/2019	11:00	*	*	*	*	*	*	*	*	*	*	*	*	*	*	*	*	*	*	*	*	*	*	*	*	*	*
17/10/2019	12:00	*	*	*	*	*	*	*	*	*	*	*	*	*	*	*	*	*	*	*	*	*	*	*	*	*	*
17/10/2019	13:00	*	*	*	*	*	*	*	*	*	*	*	*	*	*	*	*	*	*	*	*	*	*	*	*	*	*
17/10/2019	14:00	*	*	*	*	*	*	*	*	*	*	*	*	*	*	*	*	*	*	*	*	*	*	*	*	*	*
17/10/2019	15:00	*	*	*	*	*	*	*	*	*	*	*	*	*	*	*	*	*	*	*	*	*	*	*	*	*	*
17/10/2019	16:00	*	*	*	*	*	*	*	*	*	*	*	*	*	*	*	*	*	*	*	*	*	*	*	*	*	*
17/10/2019	17:00	*	*	*	*	*	*	*	*	*	*	*	*	*	*	*	*	*	*	*	*	*	*	*	*	*	*
17/10/2019	18:00	*	*	*	*	*	*	*	*	*	*	*	*	*	*	*	*	*	*	*	*	*	*	*	*	*	*
17/10/2019	19:00	*	*	*	*	*	*	*	*	*	*	*	*	*	*	*	*	*	*	*	*	*	*	*	*	*	*
17/10/2019	20:00	*	*	*	*	*	*	*	*	*	*	*	*	*	*	*	*	*	*	*	*	*	*	*	*	*	*
17/10/2019	21:00	*	*	*	*	*	*	*	*	*	*	*	*	*	*	*	*	*	*	*	*	*	*	*	*	*	*
17/10/2019	22:00	*	*	*	*	*	*	*	*	*	*	*	*	*	*	*	*	*	*	*	*	*	*	*	*	*	*
17/10/2019	23:00	*	*	*	*	*	*	*	*	*	*	*	*	*	*	*	*	*	*	*	*	*	*	*	*	*	*
24 Hr Summary		0	0	1	2	6	14	6	2	2	0	0	0	0	0	0	0	0	0	0	0	33	44.2	35 to 45	78.8	24	72.7

Incoming Histogram

Knoll Lane October 2019

from Tue-Sep-24-2019-10-00-AM to Tue-Oct-29-2019-01-59-PM

Date	Starting Hr:min	<15	15 to <20	20 to <25	25 to <30	30 to <35	35 to <40	40 to <45	45 to <50	50 to <55	55 to <60	60 to <65	65 to <70	70 to <75	75 to <80	80 to <85	85 to <90	90 to <95	95 to <100	100 to >105	Total Counts	85pct Speed	10MPH Pace	% in pace	# of Speeders	% Speeders
18/10/2019	00:00	*	*	*	*	*	*	*	*	*	*	*	*	*	*	*	*	*	*	*	*	*	*	*	*	*
18/10/2019	01:00	*	*	*	*	*	*	*	*	*	*	*	*	*	*	*	*	*	*	*	*	*	*	*	*	*
18/10/2019	02:00	*	*	*	*	*	*	*	*	*	*	*	*	*	*	*	*	*	*	*	*	*	*	*	*	*
18/10/2019	03:00	*	*	*	*	*	*	*	*	*	*	*	*	*	*	*	*	*	*	*	*	*	*	*	*	*
18/10/2019	04:00	*	*	*	*	*	*	*	*	*	*	*	*	*	*	*	*	*	*	*	*	*	*	*	*	*
18/10/2019	05:00	*	*	*	*	*	*	*	*	*	*	*	*	*	*	*	*	*	*	*	*	*	*	*	*	*
18/10/2019	06:00	*	*	*	*	*	*	*	*	*	*	*	*	*	*	*	*	*	*	*	*	*	*	*	*	*
18/10/2019	07:00	*	*	*	*	*	*	*	*	*	*	*	*	*	*	*	*	*	*	*	*	*	*	*	*	*
18/10/2019	08:00	*	*	*	*	*	*	*	*	*	*	*	*	*	*	*	*	*	*	*	*	*	*	*	*	*
18/10/2019	09:00	*	*	*	*	*	*	*	*	*	*	*	*	*	*	*	*	*	*	*	*	*	*	*	*	*
18/10/2019	10:00	*	*	*	*	*	*	*	*	*	*	*	*	*	*	*	*	*	*	*	*	*	*	*	*	*
18/10/2019	11:00	*	*	*	*	*	*	*	*	*	*	*	*	*	*	*	*	*	*	*	*	*	*	*	*	*
18/10/2019	12:00	*	*	*	*	*	*	*	*	*	*	*	*	*	*	*	*	*	*	*	*	*	*	*	*	*
18/10/2019	13:00	*	*	*	*	*	*	*	*	*	*	*	*	*	*	*	*	*	*	*	*	*	*	*	*	*
18/10/2019	14:00	*	*	*	*	*	*	*	*	*	*	*	*	*	*	*	*	*	*	*	*	*	*	*	*	*
18/10/2019	15:00	*	*	*	*	*	*	*	*	*	*	*	*	*	*	*	*	*	*	*	*	*	*	*	*	*
18/10/2019	16:00	*	*	*	*	*	*	*	*	*	*	*	*	*	*	*	*	*	*	*	*	*	*	*	*	*
18/10/2019	17:00	*	*	*	*	*	*	*	*	*	*	*	*	*	*	*	*	*	*	*	*	*	*	*	*	*
18/10/2019	18:00	*	*	*	*	*	*	*	*	*	*	*	*	*	*	*	*	*	*	*	*	*	*	*	*	*
18/10/2019	19:00	*	*	*	*	*	*	*	*	*	*	*	*	*	*	*	*	*	*	*	*	*	*	*	*	*
18/10/2019	20:00	*	*	*	*	*	*	*	*	*	*	*	*	*	*	*	*	*	*	*	*	*	*	*	*	*
18/10/2019	21:00	*	*	*	*	*	*	*	*	*	*	*	*	*	*	*	*	*	*	*	*	*	*	*	*	*
18/10/2019	22:00	*	*	*	*	*	*	*	*	*	*	*	*	*	*	*	*	*	*	*	*	*	*	*	*	*
18/10/2019	23:00	*	*	*	*	*	*	*	*	*	*	*	*	*	*	*	*	*	*	*	*	*	*	*	*	*
24 Hr Summary		0	0	0	0	0	0	0	0	0	0	0	0	0	0	0	0	0	0	0	0	0	0	*	*	*

Incoming Histogram

Knoll Lane October 2019

from Tue-Sep-24-2019-10-00-AM to Tue-Oct-29-2019-01-59-PM

Date	Starting Hr:min	<15	15 to <20	20 to <25	25 to <30	30 to <35	35 to <40	40 to <45	45 to <50	50 to <55	55 to <60	60 to <65	65 to <70	70 to <75	75 to <80	80 to <85	85 to <90	90 to <95	95 to <100	100 to >105	Total Counts	85pct Speed	10MPH Pace	% in pace	# of Speeders	% Speeders
19/10/2019	00:00	*	*	*	*	*	*	*	*	*	*	*	*	*	*	*	*	*	*	*	*	*	*	*	*	*
19/10/2019	01:00	*	*	*	*	*	*	*	*	*	*	*	*	*	*	*	*	*	*	*	*	*	*	*	*	*
19/10/2019	02:00	*	*	*	*	*	*	*	*	*	*	*	*	*	*	*	*	*	*	*	*	*	*	*	*	*
19/10/2019	03:00	*	*	*	*	*	*	*	*	*	*	*	*	*	*	*	*	*	*	*	*	*	*	*	*	*
19/10/2019	04:00	*	*	*	*	*	*	*	*	*	*	*	*	*	*	*	*	*	*	*	*	*	*	*	*	*
19/10/2019	05:00	*	*	*	*	*	*	*	*	*	*	*	*	*	*	*	*	*	*	*	*	*	*	*	*	*
19/10/2019	06:00	*	*	*	*	*	*	*	*	*	*	*	*	*	*	*	*	*	*	*	*	*	*	*	*	*
19/10/2019	07:00	*	*	*	*	*	*	*	*	*	*	*	*	*	*	*	*	*	*	*	*	*	*	*	*	*
19/10/2019	08:00	*	*	*	*	*	*	*	*	*	*	*	*	*	*	*	*	*	*	*	*	*	*	*	*	*
19/10/2019	09:00	*	*	*	*	*	*	*	*	*	*	*	*	*	*	*	*	*	*	*	*	*	*	*	*	*
19/10/2019	10:00	*	*	*	*	*	*	*	*	*	*	*	*	*	*	*	*	*	*	*	*	*	*	*	*	*
19/10/2019	11:00	*	*	*	*	*	*	*	*	*	*	*	*	*	*	*	*	*	*	*	*	*	*	*	*	*
19/10/2019	12:00	*	*	*	*	*	*	*	*	*	*	*	*	*	*	*	*	*	*	*	*	*	*	*	*	*
19/10/2019	13:00	*	*	*	*	*	*	*	*	*	*	*	*	*	*	*	*	*	*	*	*	*	*	*	*	*
19/10/2019	14:00	*	*	*	*	*	*	*	*	*	*	*	*	*	*	*	*	*	*	*	*	*	*	*	*	*
19/10/2019	15:00	*	*	*	*	*	*	*	*	*	*	*	*	*	*	*	*	*	*	*	*	*	*	*	*	*
19/10/2019	16:00	*	*	*	*	*	*	*	*	*	*	*	*	*	*	*	*	*	*	*	*	*	*	*	*	*
19/10/2019	17:00	*	*	*	*	*	*	*	*	*	*	*	*	*	*	*	*	*	*	*	*	*	*	*	*	*
19/10/2019	18:00	*	*	*	*	*	*	*	*	*	*	*	*	*	*	*	*	*	*	*	*	*	*	*	*	*
19/10/2019	19:00	*	*	*	*	*	*	*	*	*	*	*	*	*	*	*	*	*	*	*	*	*	*	*	*	*
19/10/2019	20:00	*	*	*	*	*	*	*	*	*	*	*	*	*	*	*	*	*	*	*	*	*	*	*	*	*
19/10/2019	21:00	*	*	*	*	*	*	*	*	*	*	*	*	*	*	*	*	*	*	*	*	*	*	*	*	*
19/10/2019	22:00	*	*	*	*	*	*	*	*	*	*	*	*	*	*	*	*	*	*	*	*	*	*	*	*	*
19/10/2019	23:00	*	*	*	*	*	*	*	*	*	*	*	*	*	*	*	*	*	*	*	*	*	*	*	*	*
24 Hr Summary		0	0	0	0	0	0	0	0	0	0	0	0	0	0	0	0	0	0	0	0	0	0	*	*	*

Incoming Histogram

Knoll Lane October 2019

from Tue-Sep-24-2019-10-00-AM to Tue-Oct-29-2019-01-59-PM

Date	Starting Hr:min	<15	15 to <20	20 to <25	25 to <30	30 to <35	35 to <40	40 to <45	45 to <50	50 to <55	55 to <60	60 to <65	65 to <70	70 to <75	75 to <80	80 to <85	85 to <90	90 to <95	95 to <100	100 to >105	Total Counts	85pct Speed	10MPH Pace	% in pace	# of Speeders	% Speeders
20/10/2019	00:00	*	*	*	*	*	*	*	*	*	*	*	*	*	*	*	*	*	*	*	*	*	*	*	*	*
20/10/2019	01:00	*	*	*	*	*	*	*	*	*	*	*	*	*	*	*	*	*	*	*	*	*	*	*	*	*
20/10/2019	02:00	*	*	*	*	*	*	*	*	*	*	*	*	*	*	*	*	*	*	*	*	*	*	*	*	*
20/10/2019	03:00	*	*	*	*	*	*	*	*	*	*	*	*	*	*	*	*	*	*	*	*	*	*	*	*	*
20/10/2019	04:00	*	*	*	*	*	*	*	*	*	*	*	*	*	*	*	*	*	*	*	*	*	*	*	*	*
20/10/2019	05:00	*	*	*	*	*	*	*	*	*	*	*	*	*	*	*	*	*	*	*	*	*	*	*	*	*
20/10/2019	06:00	*	*	*	*	*	*	*	*	*	*	*	*	*	*	*	*	*	*	*	*	*	*	*	*	*
20/10/2019	07:00	*	*	*	*	*	*	*	*	*	*	*	*	*	*	*	*	*	*	*	*	*	*	*	*	*
20/10/2019	08:00	*	*	*	*	*	*	*	*	*	*	*	*	*	*	*	*	*	*	*	*	*	*	*	*	*
20/10/2019	09:00	*	*	*	*	*	*	*	*	*	*	*	*	*	*	*	*	*	*	*	*	*	*	*	*	*
20/10/2019	10:00	*	*	*	*	*	*	*	*	*	*	*	*	*	*	*	*	*	*	*	*	*	*	*	*	*
20/10/2019	11:00	*	*	*	*	*	*	*	*	*	*	*	*	*	*	*	*	*	*	*	*	*	*	*	*	*
20/10/2019	12:00	*	*	*	*	*	*	*	*	*	*	*	*	*	*	*	*	*	*	*	*	*	*	*	*	*
20/10/2019	13:00	*	*	*	*	*	*	*	*	*	*	*	*	*	*	*	*	*	*	*	*	*	*	*	*	*
20/10/2019	14:00	*	*	*	*	*	*	*	*	*	*	*	*	*	*	*	*	*	*	*	*	*	*	*	*	*
20/10/2019	15:00	*	*	*	*	*	*	*	*	*	*	*	*	*	*	*	*	*	*	*	*	*	*	*	*	*
20/10/2019	16:00	*	*	*	*	*	*	*	*	*	*	*	*	*	*	*	*	*	*	*	*	*	*	*	*	*
20/10/2019	17:00	*	*	*	*	*	*	*	*	*	*	*	*	*	*	*	*	*	*	*	*	*	*	*	*	*
20/10/2019	18:00	*	*	*	*	*	*	*	*	*	*	*	*	*	*	*	*	*	*	*	*	*	*	*	*	*
20/10/2019	19:00	*	*	*	*	*	*	*	*	*	*	*	*	*	*	*	*	*	*	*	*	*	*	*	*	*
20/10/2019	20:00	*	*	*	*	*	*	*	*	*	*	*	*	*	*	*	*	*	*	*	*	*	*	*	*	*
20/10/2019	21:00	*	*	*	*	*	*	*	*	*	*	*	*	*	*	*	*	*	*	*	*	*	*	*	*	*
20/10/2019	22:00	*	*	*	*	*	*	*	*	*	*	*	*	*	*	*	*	*	*	*	*	*	*	*	*	*
20/10/2019	23:00	*	*	*	*	*	*	*	*	*	*	*	*	*	*	*	*	*	*	*	*	*	*	*	*	*
24 Hr Summary		0	0	0	0	0	0	0	0	0	0	0	0	0	0	0	0	0	0	0	0	0	0	*	*	*

Incoming Histogram

Knoll Lane October 2019

from Tue-Sep-24-2019-10-00-AM to Tue-Oct-29-2019-01-59-PM

Date	Starting Hr:min	<15	15 to <20	20 to <25	25 to <30	30 to <35	35 to <40	40 to <45	45 to <50	50 to <55	55 to <60	60 to <65	65 to <70	70 to <75	75 to <80	80 to <85	85 to <90	90 to <95	95 to <100	100 to >105	Total Counts	85pct Speed	10MPH Pace	% in pace	# of Speeders	% Speeders
21/10/2019	00:00	*	*	*	*	*	*	*	*	*	*	*	*	*	*	*	*	*	*	*	*	*	*	*	*	*
21/10/2019	01:00	*	*	*	*	*	*	*	*	*	*	*	*	*	*	*	*	*	*	*	*	*	*	*	*	*
21/10/2019	02:00	*	*	*	*	*	*	*	*	*	*	*	*	*	*	*	*	*	*	*	*	*	*	*	*	*
21/10/2019	03:00	*	*	*	*	*	*	*	*	*	*	*	*	*	*	*	*	*	*	*	*	*	*	*	*	*
21/10/2019	04:00	*	*	*	*	*	*	*	*	*	*	*	*	*	*	*	*	*	*	*	*	*	*	*	*	*
21/10/2019	05:00	*	*	*	*	*	*	*	*	*	*	*	*	*	*	*	*	*	*	*	*	*	*	*	*	*
21/10/2019	06:00	*	*	*	*	*	*	*	*	*	*	*	*	*	*	*	*	*	*	*	*	*	*	*	*	*
21/10/2019	07:00	*	*	*	*	*	*	*	*	*	*	*	*	*	*	*	*	*	*	*	*	*	*	*	*	*
21/10/2019	08:00	*	*	*	*	*	*	*	*	*	*	*	*	*	*	*	*	*	*	*	*	*	*	*	*	*
21/10/2019	09:00	*	*	*	*	*	*	*	*	*	*	*	*	*	*	*	*	*	*	*	*	*	*	*	*	*
21/10/2019	10:00	*	*	*	*	*	*	*	*	*	*	*	*	*	*	*	*	*	*	*	*	*	*	*	*	*
21/10/2019	11:00	*	*	*	*	*	*	*	*	*	*	*	*	*	*	*	*	*	*	*	*	*	*	*	*	*
21/10/2019	12:00	*	*	*	*	*	*	*	*	*	*	*	*	*	*	*	*	*	*	*	*	*	*	*	*	*
21/10/2019	13:00	*	*	*	*	*	*	*	*	*	*	*	*	*	*	*	*	*	*	*	*	*	*	*	*	*
21/10/2019	14:00	*	*	*	*	*	*	*	*	*	*	*	*	*	*	*	*	*	*	*	*	*	*	*	*	*
21/10/2019	15:00	*	*	*	*	*	*	*	*	*	*	*	*	*	*	*	*	*	*	*	*	*	*	*	*	*
21/10/2019	16:00	*	*	*	*	*	*	*	*	*	*	*	*	*	*	*	*	*	*	*	*	*	*	*	*	*
21/10/2019	17:00	*	*	*	*	*	*	*	*	*	*	*	*	*	*	*	*	*	*	*	*	*	*	*	*	*
21/10/2019	18:00	*	*	*	*	*	*	*	*	*	*	*	*	*	*	*	*	*	*	*	*	*	*	*	*	*
21/10/2019	19:00	*	*	*	*	*	*	*	*	*	*	*	*	*	*	*	*	*	*	*	*	*	*	*	*	*
21/10/2019	20:00	*	*	*	*	*	*	*	*	*	*	*	*	*	*	*	*	*	*	*	*	*	*	*	*	*
21/10/2019	21:00	*	*	*	*	*	*	*	*	*	*	*	*	*	*	*	*	*	*	*	*	*	*	*	*	*
21/10/2019	22:00	*	*	*	*	*	*	*	*	*	*	*	*	*	*	*	*	*	*	*	*	*	*	*	*	*
21/10/2019	23:00	*	*	*	*	*	*	*	*	*	*	*	*	*	*	*	*	*	*	*	*	*	*	*	*	*
24 Hr Summary		0	0	0	0	0	0	0	0	0	0	0	0	0	0	0	0	0	0	0	0	0	0	*	*	*

Incoming Histogram

Knoll Lane October 2019

from Tue-Sep-24-2019-10-00-AM to Tue-Oct-29-2019-01-59-PM

Date	Starting Hr:min	<15	15 to <20	20 to <25	25 to <30	30 to <35	35 to <40	40 to <45	45 to <50	50 to <55	55 to <60	60 to <65	65 to <70	70 to <75	75 to <80	80 to <85	85 to <90	90 to <95	95 to <100	100 to >105	Total Counts	85pct Speed	10MPH Pace	% in pace	# of Speeders	% Speeders
22/10/2019	00:00	*	*	*	*	*	*	*	*	*	*	*	*	*	*	*	*	*	*	*	*	*	*	*	*	*
22/10/2019	01:00	*	*	*	*	*	*	*	*	*	*	*	*	*	*	*	*	*	*	*	*	*	*	*	*	*
22/10/2019	02:00	*	*	*	*	*	*	*	*	*	*	*	*	*	*	*	*	*	*	*	*	*	*	*	*	*
22/10/2019	03:00	*	*	*	*	*	*	*	*	*	*	*	*	*	*	*	*	*	*	*	*	*	*	*	*	*
22/10/2019	04:00	*	*	*	*	*	*	*	*	*	*	*	*	*	*	*	*	*	*	*	*	*	*	*	*	*
22/10/2019	05:00	*	*	*	*	*	*	*	*	*	*	*	*	*	*	*	*	*	*	*	*	*	*	*	*	*
22/10/2019	06:00	*	*	*	*	*	*	*	*	*	*	*	*	*	*	*	*	*	*	*	*	*	*	*	*	*
22/10/2019	07:00	*	*	*	*	*	*	*	*	*	*	*	*	*	*	*	*	*	*	*	*	*	*	*	*	*
22/10/2019	08:00	*	*	*	*	*	*	*	*	*	*	*	*	*	*	*	*	*	*	*	*	*	*	*	*	*
22/10/2019	09:00	*	*	*	*	*	*	*	*	*	*	*	*	*	*	*	*	*	*	*	*	*	*	*	*	*
22/10/2019	10:00	*	*	*	*	*	*	*	*	*	*	*	*	*	*	*	*	*	*	*	*	*	*	*	*	*
22/10/2019	11:00	*	*	*	*	*	*	*	*	*	*	*	*	*	*	*	*	*	*	*	*	*	*	*	*	*
22/10/2019	12:00	*	*	*	*	*	*	*	*	*	*	*	*	*	*	*	*	*	*	*	*	*	*	*	*	*
22/10/2019	13:00	*	*	*	*	*	*	*	*	*	*	*	*	*	*	*	*	*	*	*	*	*	*	*	*	*
22/10/2019	14:00	*	*	*	*	*	*	*	*	*	*	*	*	*	*	*	*	*	*	*	*	*	*	*	*	*
22/10/2019	15:00	*	*	*	*	*	*	*	*	*	*	*	*	*	*	*	*	*	*	*	*	*	*	*	*	*
22/10/2019	16:00	*	*	*	*	*	*	*	*	*	*	*	*	*	*	*	*	*	*	*	*	*	*	*	*	*
22/10/2019	17:00	*	*	*	*	*	*	*	*	*	*	*	*	*	*	*	*	*	*	*	*	*	*	*	*	*
22/10/2019	18:00	*	*	*	*	*	*	*	*	*	*	*	*	*	*	*	*	*	*	*	*	*	*	*	*	*
22/10/2019	19:00	*	*	*	*	*	*	*	*	*	*	*	*	*	*	*	*	*	*	*	*	*	*	*	*	*
22/10/2019	20:00	*	*	*	*	*	*	*	*	*	*	*	*	*	*	*	*	*	*	*	*	*	*	*	*	*
22/10/2019	21:00	*	*	*	*	*	*	*	*	*	*	*	*	*	*	*	*	*	*	*	*	*	*	*	*	*
22/10/2019	22:00	*	*	*	*	*	*	*	*	*	*	*	*	*	*	*	*	*	*	*	*	*	*	*	*	*
22/10/2019	23:00	*	*	*	*	*	*	*	*	*	*	*	*	*	*	*	*	*	*	*	*	*	*	*	*	*
24 Hr Summary		0	0	0	0	0	0	0	0	0	0	0	0	0	0	0	0	0	0	0	0	0	0	*	*	*

Incoming Histogram

Knoll Lane October 2019

from Tue-Sep-24-2019-10-00-AM to Tue-Oct-29-2019-01-59-PM

Date	Starting Hr:min	<15	15 to <20	20 to <25	25 to <30	30 to <35	35 to <40	40 to <45	45 to <50	50 to <55	55 to <60	60 to <65	65 to <70	70 to <75	75 to <80	80 to <85	85 to <90	90 to <95	95 to <100	100 to >105	Total Counts	85pct Speed	10MPH Pace	% in pace	# of Speeders	% Speeders
23/10/2019	00:00	*	*	*	*	*	*	*	*	*	*	*	*	*	*	*	*	*	*	*	*	*	*	*	*	*
23/10/2019	01:00	*	*	*	*	*	*	*	*	*	*	*	*	*	*	*	*	*	*	*	*	*	*	*	*	*
23/10/2019	02:00	*	*	*	*	*	*	*	*	*	*	*	*	*	*	*	*	*	*	*	*	*	*	*	*	*
23/10/2019	03:00	*	*	*	*	*	*	*	*	*	*	*	*	*	*	*	*	*	*	*	*	*	*	*	*	*
23/10/2019	04:00	*	*	*	*	*	*	*	*	*	*	*	*	*	*	*	*	*	*	*	*	*	*	*	*	*
23/10/2019	05:00	*	*	*	*	*	*	*	*	*	*	*	*	*	*	*	*	*	*	*	*	*	*	*	*	*
23/10/2019	06:00	*	*	*	*	*	*	*	*	*	*	*	*	*	*	*	*	*	*	*	*	*	*	*	*	*
23/10/2019	07:00	*	*	*	*	*	*	*	*	*	*	*	*	*	*	*	*	*	*	*	*	*	*	*	*	*
23/10/2019	08:00	*	*	*	*	*	*	*	*	*	*	*	*	*	*	*	*	*	*	*	*	*	*	*	*	*
23/10/2019	09:00	*	*	*	*	*	*	*	*	*	*	*	*	*	*	*	*	*	*	*	*	*	*	*	*	*
23/10/2019	10:00	*	*	*	*	*	*	*	*	*	*	*	*	*	*	*	*	*	*	*	*	*	*	*	*	*
23/10/2019	11:00	*	*	*	*	*	*	*	*	*	*	*	*	*	*	*	*	*	*	*	*	*	*	*	*	*
23/10/2019	12:00	*	*	*	*	*	*	*	*	*	*	*	*	*	*	*	*	*	*	*	*	*	*	*	*	*
23/10/2019	13:00	*	*	*	*	*	*	*	*	*	*	*	*	*	*	*	*	*	*	*	*	*	*	*	*	*
23/10/2019	14:00	*	*	*	*	*	*	*	*	*	*	*	*	*	*	*	*	*	*	*	*	*	*	*	*	*
23/10/2019	15:00	*	*	*	*	*	*	*	*	*	*	*	*	*	*	*	*	*	*	*	*	*	*	*	*	*
23/10/2019	16:00	*	*	*	*	*	*	*	*	*	*	*	*	*	*	*	*	*	*	*	*	*	*	*	*	*
23/10/2019	17:00	*	*	*	*	*	*	*	*	*	*	*	*	*	*	*	*	*	*	*	*	*	*	*	*	*
23/10/2019	18:00	*	*	*	*	*	*	*	*	*	*	*	*	*	*	*	*	*	*	*	*	*	*	*	*	*
23/10/2019	19:00	*	*	*	*	*	*	*	*	*	*	*	*	*	*	*	*	*	*	*	*	*	*	*	*	*
23/10/2019	20:00	*	*	*	*	*	*	*	*	*	*	*	*	*	*	*	*	*	*	*	*	*	*	*	*	*
23/10/2019	21:00	*	*	*	*	*	*	*	*	*	*	*	*	*	*	*	*	*	*	*	*	*	*	*	*	*
23/10/2019	22:00	*	*	*	*	*	*	*	*	*	*	*	*	*	*	*	*	*	*	*	*	*	*	*	*	*
23/10/2019	23:00	*	*	*	*	*	*	*	*	*	*	*	*	*	*	*	*	*	*	*	*	*	*	*	*	*
24 Hr Summary		0	0	0	0	0	0	0	0	0	0	0	0	0	0	0	0	0	0	0	0	0	0	*	*	*

Incoming Histogram

Knoll Lane October 2019

from Tue-Sep-24-2019-10-00-AM to Tue-Oct-29-2019-01-59-PM

Date	Starting Hr:min	<15	15 to <20	20 to <25	25 to <30	30 to <35	35 to <40	40 to <45	45 to <50	50 to <55	55 to <60	60 to <65	65 to <70	70 to <75	75 to <80	80 to <85	85 to <90	90 to <95	95 to <100	100 to >105	Total Counts	85pct Speed	10MPH Pace	% in pace	# of Speeders	% Speeders
24/10/2019	00:00	*	*	*	*	*	*	*	*	*	*	*	*	*	*	*	*	*	*	*	*	*	*	*	*	*
24/10/2019	01:00	*	*	*	*	*	*	*	*	*	*	*	*	*	*	*	*	*	*	*	*	*	*	*	*	*
24/10/2019	02:00	*	*	*	*	*	*	*	*	*	*	*	*	*	*	*	*	*	*	*	*	*	*	*	*	*
24/10/2019	03:00	*	*	*	*	*	*	*	*	*	*	*	*	*	*	*	*	*	*	*	*	*	*	*	*	*
24/10/2019	04:00	*	*	*	*	*	*	*	*	*	*	*	*	*	*	*	*	*	*	*	*	*	*	*	*	*
24/10/2019	05:00	*	*	*	*	*	*	*	*	*	*	*	*	*	*	*	*	*	*	*	*	*	*	*	*	*
24/10/2019	06:00	*	*	*	*	*	*	*	*	*	*	*	*	*	*	*	*	*	*	*	*	*	*	*	*	*
24/10/2019	07:00	*	*	*	*	*	*	*	*	*	*	*	*	*	*	*	*	*	*	*	*	*	*	*	*	*
24/10/2019	08:00	*	*	*	*	*	*	*	*	*	*	*	*	*	*	*	*	*	*	*	*	*	*	*	*	*
24/10/2019	09:00	*	*	*	*	*	*	*	*	*	*	*	*	*	*	*	*	*	*	*	*	*	*	*	*	*
24/10/2019	10:00	*	*	*	*	*	*	*	*	*	*	*	*	*	*	*	*	*	*	*	*	*	*	*	*	*
24/10/2019	11:00	*	*	*	*	*	*	*	*	*	*	*	*	*	*	*	*	*	*	*	*	*	*	*	*	*
24/10/2019	12:00	*	*	*	*	*	*	*	*	*	*	*	*	*	*	*	*	*	*	*	*	*	*	*	*	*
24/10/2019	13:00	*	*	*	*	*	*	*	*	*	*	*	*	*	*	*	*	*	*	*	*	*	*	*	*	*
24/10/2019	14:00	*	*	*	*	*	*	*	*	*	*	*	*	*	*	*	*	*	*	*	*	*	*	*	*	*
24/10/2019	15:00	*	*	*	*	*	*	*	*	*	*	*	*	*	*	*	*	*	*	*	*	*	*	*	*	*
24/10/2019	16:00	*	*	*	*	*	*	*	*	*	*	*	*	*	*	*	*	*	*	*	*	*	*	*	*	*
24/10/2019	17:00	*	*	*	*	*	*	*	*	*	*	*	*	*	*	*	*	*	*	*	*	*	*	*	*	*
24/10/2019	18:00	*	*	*	*	*	*	*	*	*	*	*	*	*	*	*	*	*	*	*	*	*	*	*	*	*
24/10/2019	19:00	*	*	*	*	*	*	*	*	*	*	*	*	*	*	*	*	*	*	*	*	*	*	*	*	*
24/10/2019	20:00	*	*	*	*	*	*	*	*	*	*	*	*	*	*	*	*	*	*	*	*	*	*	*	*	*
24/10/2019	21:00	*	*	*	*	*	*	*	*	*	*	*	*	*	*	*	*	*	*	*	*	*	*	*	*	*
24/10/2019	22:00	*	*	*	*	*	*	*	*	*	*	*	*	*	*	*	*	*	*	*	*	*	*	*	*	*
24/10/2019	23:00	*	*	*	*	*	*	*	*	*	*	*	*	*	*	*	*	*	*	*	*	*	*	*	*	*
24 Hr Summary		0	0	0	0	0	0	0	0	0	0	0	0	0	0	0	0	0	0	0	0	0	0	*	*	*

Incoming Histogram

Knoll Lane October 2019

from Tue-Sep-24-2019-10-00-AM to Tue-Oct-29-2019-01-59-PM

Date	Starting Hr:min	<15	15 to <20	20 to <25	25 to <30	30 to <35	35 to <40	40 to <45	45 to <50	50 to <55	55 to <60	60 to <65	65 to <70	70 to <75	75 to <80	80 to <85	85 to <90	90 to <95	95 to <100	100 to >105	Total Counts	85pct Speed	10MPH Pace	% in pace	# of Speeders	% Speeders
25/10/2019	00:00	*	*	*	*	*	*	*	*	*	*	*	*	*	*	*	*	*	*	*	*	*	*	*	*	*
25/10/2019	01:00	*	*	*	*	*	*	*	*	*	*	*	*	*	*	*	*	*	*	*	*	*	*	*	*	*
25/10/2019	02:00	*	*	*	*	*	*	*	*	*	*	*	*	*	*	*	*	*	*	*	*	*	*	*	*	*
25/10/2019	03:00	*	*	*	*	*	*	*	*	*	*	*	*	*	*	*	*	*	*	*	*	*	*	*	*	*
25/10/2019	04:00	*	*	*	*	*	*	*	*	*	*	*	*	*	*	*	*	*	*	*	*	*	*	*	*	*
25/10/2019	05:00	*	*	*	*	*	*	*	*	*	*	*	*	*	*	*	*	*	*	*	*	*	*	*	*	*
25/10/2019	06:00	*	*	*	*	*	*	*	*	*	*	*	*	*	*	*	*	*	*	*	*	*	*	*	*	*
25/10/2019	07:00	*	*	*	*	*	*	*	*	*	*	*	*	*	*	*	*	*	*	*	*	*	*	*	*	*
25/10/2019	08:00	*	*	*	*	*	*	*	*	*	*	*	*	*	*	*	*	*	*	*	*	*	*	*	*	*
25/10/2019	09:00	*	*	*	*	*	*	*	*	*	*	*	*	*	*	*	*	*	*	*	*	*	*	*	*	*
25/10/2019	10:00	*	*	*	*	*	*	*	*	*	*	*	*	*	*	*	*	*	*	*	*	*	*	*	*	*
25/10/2019	11:00	*	*	*	*	*	*	*	*	*	*	*	*	*	*	*	*	*	*	*	*	*	*	*	*	*
25/10/2019	12:00	*	*	*	*	*	*	*	*	*	*	*	*	*	*	*	*	*	*	*	*	*	*	*	*	*
25/10/2019	13:00	*	*	*	*	*	*	*	*	*	*	*	*	*	*	*	*	*	*	*	*	*	*	*	*	*
25/10/2019	14:00	*	*	*	*	*	*	*	*	*	*	*	*	*	*	*	*	*	*	*	*	*	*	*	*	*
25/10/2019	15:00	*	*	*	*	*	*	*	*	*	*	*	*	*	*	*	*	*	*	*	*	*	*	*	*	*
25/10/2019	16:00	*	*	*	*	*	*	*	*	*	*	*	*	*	*	*	*	*	*	*	*	*	*	*	*	*
25/10/2019	17:00	*	*	*	*	*	*	*	*	*	*	*	*	*	*	*	*	*	*	*	*	*	*	*	*	*
25/10/2019	18:00	*	*	*	*	*	*	*	*	*	*	*	*	*	*	*	*	*	*	*	*	*	*	*	*	*
25/10/2019	19:00	*	*	*	*	*	*	*	*	*	*	*	*	*	*	*	*	*	*	*	*	*	*	*	*	*
25/10/2019	20:00	*	*	*	*	*	*	*	*	*	*	*	*	*	*	*	*	*	*	*	*	*	*	*	*	*
25/10/2019	21:00	*	*	*	*	*	*	*	*	*	*	*	*	*	*	*	*	*	*	*	*	*	*	*	*	*
25/10/2019	22:00	*	*	*	*	*	*	*	*	*	*	*	*	*	*	*	*	*	*	*	*	*	*	*	*	*
25/10/2019	23:00	*	*	*	*	*	*	*	*	*	*	*	*	*	*	*	*	*	*	*	*	*	*	*	*	*
24 Hr Summary		0	0	0	0	0	0	0	0	0	0	0	0	0	0	0	0	0	0	0	0	0	0	*	*	*

Incoming Histogram

Knoll Lane October 2019

from Tue-Sep-24-2019-10-00-AM to Tue-Oct-29-2019-01-59-PM

Date	Starting Hr:min	<15	15 to <20	20 to <25	25 to <30	30 to <35	35 to <40	40 to <45	45 to <50	50 to <55	55 to <60	60 to <65	65 to <70	70 to <75	75 to <80	80 to <85	85 to <90	90 to <95	95 to <100	100 to >105	Total Counts	85pct Speed	10MPH Pace	% in pace	# of Speeders	% Speeders
26/10/2019	00:00	*	*	*	*	*	*	*	*	*	*	*	*	*	*	*	*	*	*	*	*	*	*	*	*	*
26/10/2019	01:00	*	*	*	*	*	*	*	*	*	*	*	*	*	*	*	*	*	*	*	*	*	*	*	*	*
26/10/2019	02:00	*	*	*	*	*	*	*	*	*	*	*	*	*	*	*	*	*	*	*	*	*	*	*	*	*
26/10/2019	03:00	*	*	*	*	*	*	*	*	*	*	*	*	*	*	*	*	*	*	*	*	*	*	*	*	*
26/10/2019	04:00	*	*	*	*	*	*	*	*	*	*	*	*	*	*	*	*	*	*	*	*	*	*	*	*	*
26/10/2019	05:00	*	*	*	*	*	*	*	*	*	*	*	*	*	*	*	*	*	*	*	*	*	*	*	*	*
26/10/2019	06:00	*	*	*	*	*	*	*	*	*	*	*	*	*	*	*	*	*	*	*	*	*	*	*	*	*
26/10/2019	07:00	*	*	*	*	*	*	*	*	*	*	*	*	*	*	*	*	*	*	*	*	*	*	*	*	*
26/10/2019	08:00	*	*	*	*	*	*	*	*	*	*	*	*	*	*	*	*	*	*	*	*	*	*	*	*	*
26/10/2019	09:00	*	*	*	*	*	*	*	*	*	*	*	*	*	*	*	*	*	*	*	*	*	*	*	*	*
26/10/2019	10:00	*	*	*	*	*	*	*	*	*	*	*	*	*	*	*	*	*	*	*	*	*	*	*	*	*
26/10/2019	11:00	*	*	*	*	*	*	*	*	*	*	*	*	*	*	*	*	*	*	*	*	*	*	*	*	*
26/10/2019	12:00	*	*	*	*	*	*	*	*	*	*	*	*	*	*	*	*	*	*	*	*	*	*	*	*	*
26/10/2019	13:00	*	*	*	*	*	*	*	*	*	*	*	*	*	*	*	*	*	*	*	*	*	*	*	*	*
26/10/2019	14:00	*	*	*	*	*	*	*	*	*	*	*	*	*	*	*	*	*	*	*	*	*	*	*	*	*
26/10/2019	15:00	*	*	*	*	*	*	*	*	*	*	*	*	*	*	*	*	*	*	*	*	*	*	*	*	*
26/10/2019	16:00	*	*	*	*	*	*	*	*	*	*	*	*	*	*	*	*	*	*	*	*	*	*	*	*	*
26/10/2019	17:00	*	*	*	*	*	*	*	*	*	*	*	*	*	*	*	*	*	*	*	*	*	*	*	*	*
26/10/2019	18:00	*	*	*	*	*	*	*	*	*	*	*	*	*	*	*	*	*	*	*	*	*	*	*	*	*
26/10/2019	19:00	*	*	*	*	*	*	*	*	*	*	*	*	*	*	*	*	*	*	*	*	*	*	*	*	*
26/10/2019	20:00	*	*	*	*	*	*	*	*	*	*	*	*	*	*	*	*	*	*	*	*	*	*	*	*	*
26/10/2019	21:00	*	*	*	*	*	*	*	*	*	*	*	*	*	*	*	*	*	*	*	*	*	*	*	*	*
26/10/2019	22:00	*	*	*	*	*	*	*	*	*	*	*	*	*	*	*	*	*	*	*	*	*	*	*	*	*
26/10/2019	23:00	*	*	*	*	*	*	*	*	*	*	*	*	*	*	*	*	*	*	*	*	*	*	*	*	*
24 Hr Summary		0	0	0	0	0	0	0	0	0	0	0	0	0	0	0	0	0	0	0	0	0	0	*	*	*

Incoming Histogram

Knoll Lane October 2019

from Tue-Sep-24-2019-10-00-AM to Tue-Oct-29-2019-01-59-PM

Date	Starting Hr:min	<15	15 to <20	20 to <25	25 to <30	30 to <35	35 to <40	40 to <45	45 to <50	50 to <55	55 to <60	60 to <65	65 to <70	70 to <75	75 to <80	80 to <85	85 to <90	90 to <95	95 to <100	100 to >105	Total Counts	85pct Speed	10MPH Pace	% in pace	# of Speeders	% Speeders
27/10/2019	00:00	*	*	*	*	*	*	*	*	*	*	*	*	*	*	*	*	*	*	*	*	*	*	*	*	*
27/10/2019	01:00	*	*	*	*	*	*	*	*	*	*	*	*	*	*	*	*	*	*	*	*	*	*	*	*	*
27/10/2019	02:00	*	*	*	*	*	*	*	*	*	*	*	*	*	*	*	*	*	*	*	*	*	*	*	*	*
27/10/2019	03:00	*	*	*	*	*	*	*	*	*	*	*	*	*	*	*	*	*	*	*	*	*	*	*	*	*
27/10/2019	04:00	*	*	*	*	*	*	*	*	*	*	*	*	*	*	*	*	*	*	*	*	*	*	*	*	*
27/10/2019	05:00	*	*	*	*	*	*	*	*	*	*	*	*	*	*	*	*	*	*	*	*	*	*	*	*	*
27/10/2019	06:00	*	*	*	*	*	*	*	*	*	*	*	*	*	*	*	*	*	*	*	*	*	*	*	*	*
27/10/2019	07:00	*	*	*	*	*	*	*	*	*	*	*	*	*	*	*	*	*	*	*	*	*	*	*	*	*
27/10/2019	08:00	*	*	*	*	*	*	*	*	*	*	*	*	*	*	*	*	*	*	*	*	*	*	*	*	*
27/10/2019	09:00	*	*	*	*	*	*	*	*	*	*	*	*	*	*	*	*	*	*	*	*	*	*	*	*	*
27/10/2019	10:00	*	*	*	*	*	*	*	*	*	*	*	*	*	*	*	*	*	*	*	*	*	*	*	*	*
27/10/2019	11:00	*	*	*	*	*	*	*	*	*	*	*	*	*	*	*	*	*	*	*	*	*	*	*	*	*
27/10/2019	12:00	*	*	*	*	*	*	*	*	*	*	*	*	*	*	*	*	*	*	*	*	*	*	*	*	*
27/10/2019	13:00	*	*	*	*	*	*	*	*	*	*	*	*	*	*	*	*	*	*	*	*	*	*	*	*	*
27/10/2019	14:00	*	*	*	*	*	*	*	*	*	*	*	*	*	*	*	*	*	*	*	*	*	*	*	*	*
27/10/2019	15:00	*	*	*	*	*	*	*	*	*	*	*	*	*	*	*	*	*	*	*	*	*	*	*	*	*
27/10/2019	16:00	*	*	*	*	*	*	*	*	*	*	*	*	*	*	*	*	*	*	*	*	*	*	*	*	*
27/10/2019	17:00	*	*	*	*	*	*	*	*	*	*	*	*	*	*	*	*	*	*	*	*	*	*	*	*	*
27/10/2019	18:00	*	*	*	*	*	*	*	*	*	*	*	*	*	*	*	*	*	*	*	*	*	*	*	*	*
27/10/2019	19:00	*	*	*	*	*	*	*	*	*	*	*	*	*	*	*	*	*	*	*	*	*	*	*	*	*
27/10/2019	20:00	*	*	*	*	*	*	*	*	*	*	*	*	*	*	*	*	*	*	*	*	*	*	*	*	*
27/10/2019	21:00	*	*	*	*	*	*	*	*	*	*	*	*	*	*	*	*	*	*	*	*	*	*	*	*	*
27/10/2019	22:00	*	*	*	*	*	*	*	*	*	*	*	*	*	*	*	*	*	*	*	*	*	*	*	*	*
27/10/2019	23:00	*	*	*	*	*	*	*	*	*	*	*	*	*	*	*	*	*	*	*	*	*	*	*	*	*
24 Hr Summary		0	0	0	0	0	0	0	0	0	0	0	0	0	0	0	0	0	0	0	0	0	0	*	*	*

Incoming Histogram

Knoll Lane October 2019

from Tue-Sep-24-2019-10-00-AM to Tue-Oct-29-2019-01-59-PM

Date	Starting Hr:min	<15	15 to <20	20 to <25	25 to <30	30 to <35	35 to <40	40 to <45	45 to <50	50 to <55	55 to <60	60 to <65	65 to <70	70 to <75	75 to <80	80 to <85	85 to <90	90 to <95	95 to <100	100 to >105	Total Counts	85pct Speed	10MPH Pace	% in pace	# of Speeders	% Speeders
28/10/2019	00:00	*	*	*	*	*	*	*	*	*	*	*	*	*	*	*	*	*	*	*	*	*	*	*	*	*
28/10/2019	01:00	*	*	*	*	*	*	*	*	*	*	*	*	*	*	*	*	*	*	*	*	*	*	*	*	*
28/10/2019	02:00	*	*	*	*	*	*	*	*	*	*	*	*	*	*	*	*	*	*	*	*	*	*	*	*	*
28/10/2019	03:00	*	*	*	*	*	*	*	*	*	*	*	*	*	*	*	*	*	*	*	*	*	*	*	*	*
28/10/2019	04:00	*	*	*	*	*	*	*	*	*	*	*	*	*	*	*	*	*	*	*	*	*	*	*	*	*
28/10/2019	05:00	*	*	*	*	*	*	*	*	*	*	*	*	*	*	*	*	*	*	*	*	*	*	*	*	*
28/10/2019	06:00	*	*	*	*	*	*	*	*	*	*	*	*	*	*	*	*	*	*	*	*	*	*	*	*	*
28/10/2019	07:00	*	*	*	*	*	*	*	*	*	*	*	*	*	*	*	*	*	*	*	*	*	*	*	*	*
28/10/2019	08:00	*	*	*	*	*	*	*	*	*	*	*	*	*	*	*	*	*	*	*	*	*	*	*	*	*
28/10/2019	09:00	*	*	*	*	*	*	*	*	*	*	*	*	*	*	*	*	*	*	*	*	*	*	*	*	*
28/10/2019	10:00	*	*	*	*	*	*	*	*	*	*	*	*	*	*	*	*	*	*	*	*	*	*	*	*	*
28/10/2019	11:00	*	*	*	*	*	*	*	*	*	*	*	*	*	*	*	*	*	*	*	*	*	*	*	*	*
28/10/2019	12:00	*	*	*	*	*	*	*	*	*	*	*	*	*	*	*	*	*	*	*	*	*	*	*	*	*
28/10/2019	13:00	*	*	*	*	*	*	*	*	*	*	*	*	*	*	*	*	*	*	*	*	*	*	*	*	*
28/10/2019	14:00	*	*	*	*	*	*	*	*	*	*	*	*	*	*	*	*	*	*	*	*	*	*	*	*	*
28/10/2019	15:00	*	*	*	*	*	*	*	*	*	*	*	*	*	*	*	*	*	*	*	*	*	*	*	*	*
28/10/2019	16:00	*	*	*	*	*	*	*	*	*	*	*	*	*	*	*	*	*	*	*	*	*	*	*	*	*
28/10/2019	17:00	*	*	*	*	*	*	*	*	*	*	*	*	*	*	*	*	*	*	*	*	*	*	*	*	*
28/10/2019	18:00	*	*	*	*	*	*	*	*	*	*	*	*	*	*	*	*	*	*	*	*	*	*	*	*	*
28/10/2019	19:00	*	*	*	*	*	*	*	*	*	*	*	*	*	*	*	*	*	*	*	*	*	*	*	*	*
28/10/2019	20:00	*	*	*	*	*	*	*	*	*	*	*	*	*	*	*	*	*	*	*	*	*	*	*	*	*
28/10/2019	21:00	*	*	*	*	*	*	*	*	*	*	*	*	*	*	*	*	*	*	*	*	*	*	*	*	*
28/10/2019	22:00	*	*	*	*	*	*	*	*	*	*	*	*	*	*	*	*	*	*	*	*	*	*	*	*	*
28/10/2019	23:00	*	*	*	*	*	*	*	*	*	*	*	*	*	*	*	*	*	*	*	*	*	*	*	*	*
24 Hr Summary		0	0	0	0	0	0	0	0	0	0	0	0	0	0	0	0	0	0	0	0	0	0	*	*	*

Incoming Histogram

Knoll Lane October 2019

from Tue-Sep-24-2019-10-00-AM to Tue-Oct-29-2019-01-59-PM

Date	Starting Hr:min	<15	15 to <20	20 to <25	25 to <30	30 to <35	35 to <40	40 to <45	45 to <50	50 to <55	55 to <60	60 to <65	65 to <70	70 to <75	75 to <80	80 to <85	85 to <90	90 to <95	95 to <100	100 to >105	Total Counts	85pct Speed	10MPH Pace	% in pace	# of Speeders	% Speeders	
29/10/2019	00:00	*	*	*	*	*	*	*	*	*	*	*	*	*	*	*	*	*	*	*	*	*	*	*	*	*	
29/10/2019	01:00	*	*	*	*	*	*	*	*	*	*	*	*	*	*	*	*	*	*	*	*	*	*	*	*	*	
29/10/2019	02:00	*	*	*	*	*	*	*	*	*	*	*	*	*	*	*	*	*	*	*	*	*	*	*	*	*	
29/10/2019	03:00	*	*	*	*	*	*	*	*	*	*	*	*	*	*	*	*	*	*	*	*	*	*	*	*	*	
29/10/2019	04:00	*	*	*	*	*	*	*	*	*	*	*	*	*	*	*	*	*	*	*	*	*	*	*	*	*	
29/10/2019	05:00	*	*	*	*	*	*	*	*	*	*	*	*	*	*	*	*	*	*	*	*	*	*	*	*	*	
29/10/2019	06:00	*	*	*	*	*	*	*	*	*	*	*	*	*	*	*	*	*	*	*	*	*	*	*	*	*	
29/10/2019	07:00	*	*	*	*	*	*	*	*	*	*	*	*	*	*	*	*	*	*	*	*	*	*	*	*	*	
29/10/2019	08:00	*	*	*	*	*	*	*	*	*	*	*	*	*	*	*	*	*	*	*	*	*	*	*	*	*	
29/10/2019	09:00	*	*	*	*	*	*	*	*	*	*	*	*	*	*	*	*	*	*	*	*	*	*	*	*	*	
29/10/2019	10:00	*	*	*	*	*	*	*	*	*	*	*	*	*	*	*	*	*	*	*	*	*	*	*	*	*	
29/10/2019	11:00	*	*	*	*	*	*	*	*	*	*	*	*	*	*	*	*	*	*	*	*	*	*	*	*	*	
29/10/2019	12:00	*	*	*	*	*	*	*	*	*	*	*	*	*	*	*	*	*	*	*	*	*	*	*	*	*	
29/10/2019	13:00	0	0	0	0	0	0	0	0	0	0	0	0	0	0	0	0	0	0	0	0	0	0	*	*	*	
29/10/2019	14:00	*	*	*	*	*	*	*	*	*	*	*	*	*	*	*	*	*	*	*	*	*	*	*	*	*	*
29/10/2019	15:00	*	*	*	*	*	*	*	*	*	*	*	*	*	*	*	*	*	*	*	*	*	*	*	*	*	*
29/10/2019	16:00	*	*	*	*	*	*	*	*	*	*	*	*	*	*	*	*	*	*	*	*	*	*	*	*	*	*
29/10/2019	17:00	*	*	*	*	*	*	*	*	*	*	*	*	*	*	*	*	*	*	*	*	*	*	*	*	*	*
29/10/2019	18:00	*	*	*	*	*	*	*	*	*	*	*	*	*	*	*	*	*	*	*	*	*	*	*	*	*	*
29/10/2019	19:00	*	*	*	*	*	*	*	*	*	*	*	*	*	*	*	*	*	*	*	*	*	*	*	*	*	*
29/10/2019	20:00	*	*	*	*	*	*	*	*	*	*	*	*	*	*	*	*	*	*	*	*	*	*	*	*	*	*
29/10/2019	21:00	*	*	*	*	*	*	*	*	*	*	*	*	*	*	*	*	*	*	*	*	*	*	*	*	*	*
29/10/2019	22:00	*	*	*	*	*	*	*	*	*	*	*	*	*	*	*	*	*	*	*	*	*	*	*	*	*	*
29/10/2019	23:00	*	*	*	*	*	*	*	*	*	*	*	*	*	*	*	*	*	*	*	*	*	*	*	*	*	*
24 Hr Summary		0	0	0	0	0	0	0	0	0	0	0	0	0	0	0	0	0	0	0	0	0	0	0	*	*	*

500

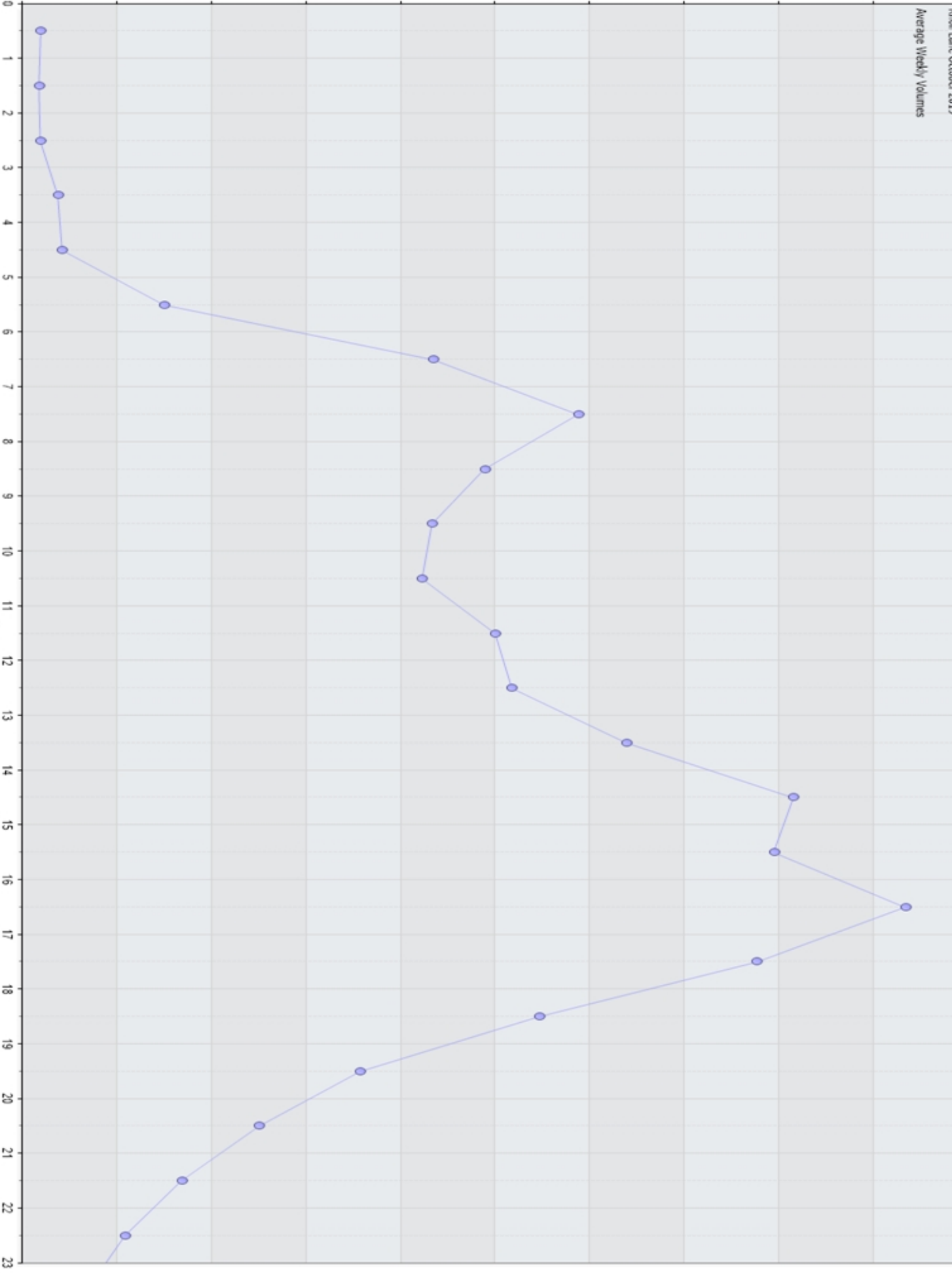
Kroll Lane October 2019
Average Weekly Volumes

Incoming: Average Hourly Volume for Week of 23/09/2019
Average Counts By Hour (23/09/2019) ● Average Counts By Hour (23/09/2019)

Vehicles/Hour

0 50 100 150 200 250 300 350 400 450

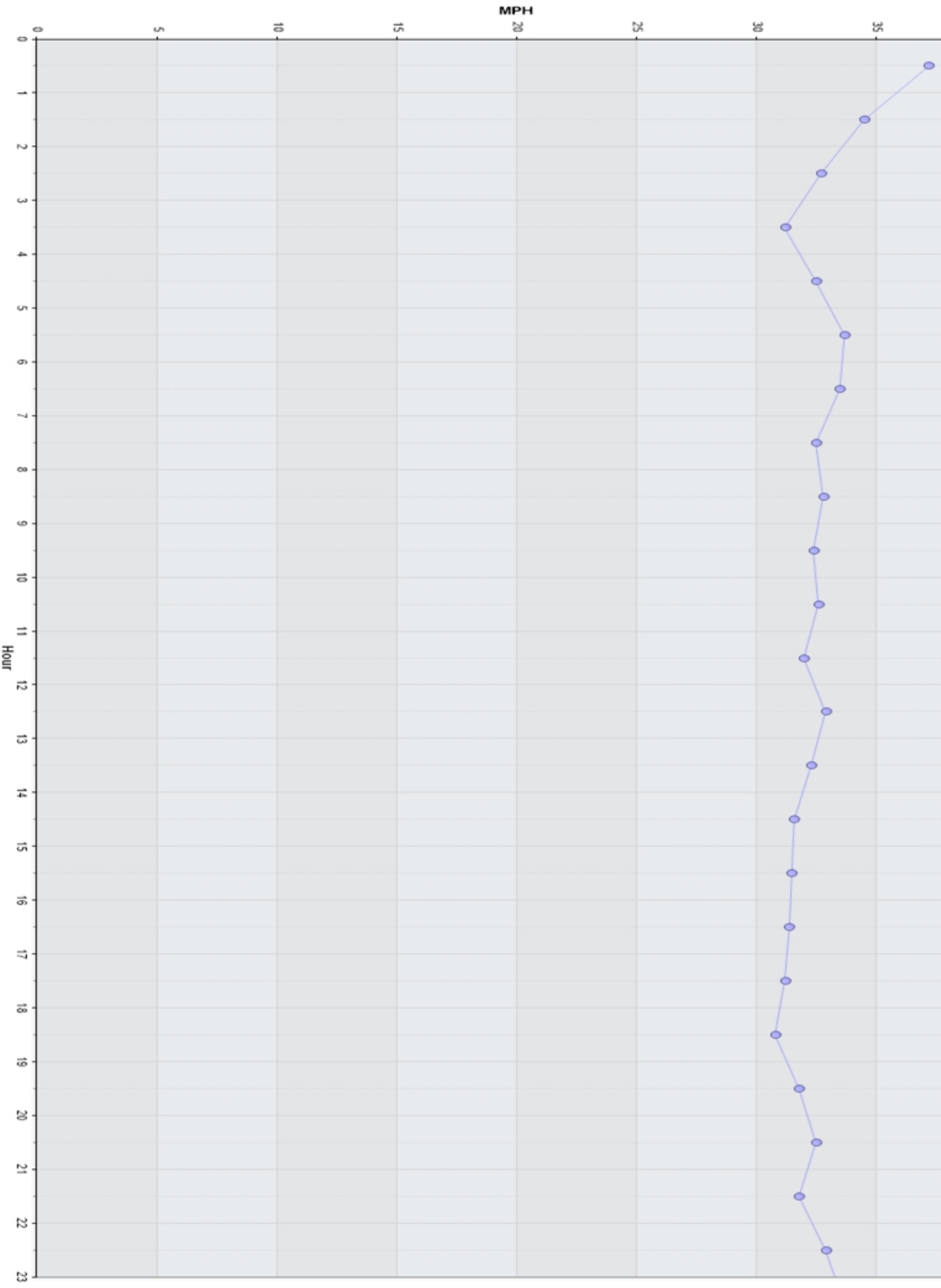
Hour



Incoming: Average Hourly WEEKDAY Speeds for Week of 23/09/2019

Kroll Lane October 2019

Average Weekly Speeds



6,000

Kroll Lane October 2019

Incoming: Daily Volume for Week of 23/09/2019
Daily Vehicle Counts

Daily Volumes

Vehicles

5,000

4,000

3,000

1,000

0

Monday

Tuesday


Wednesday

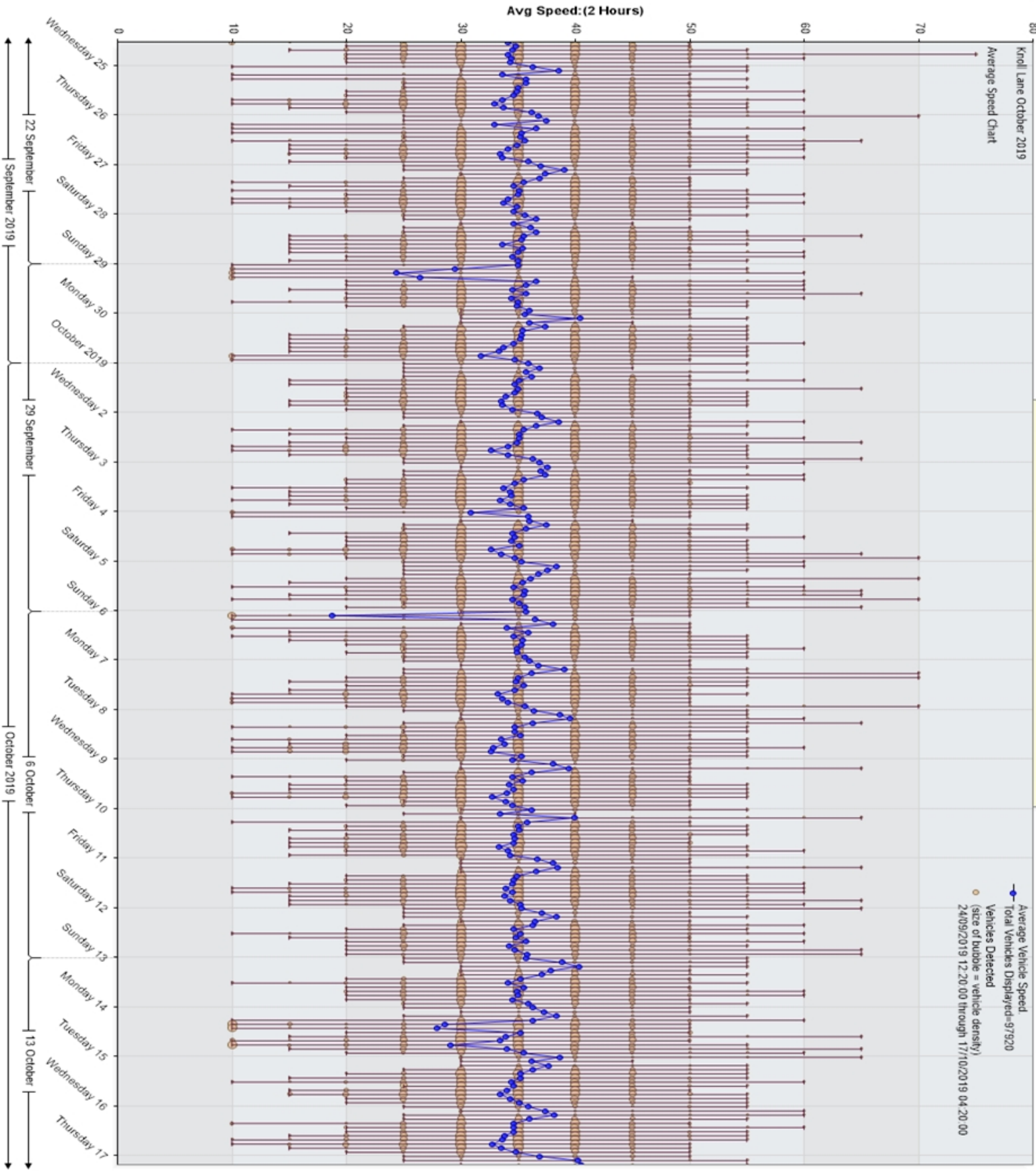
Thursday
Day

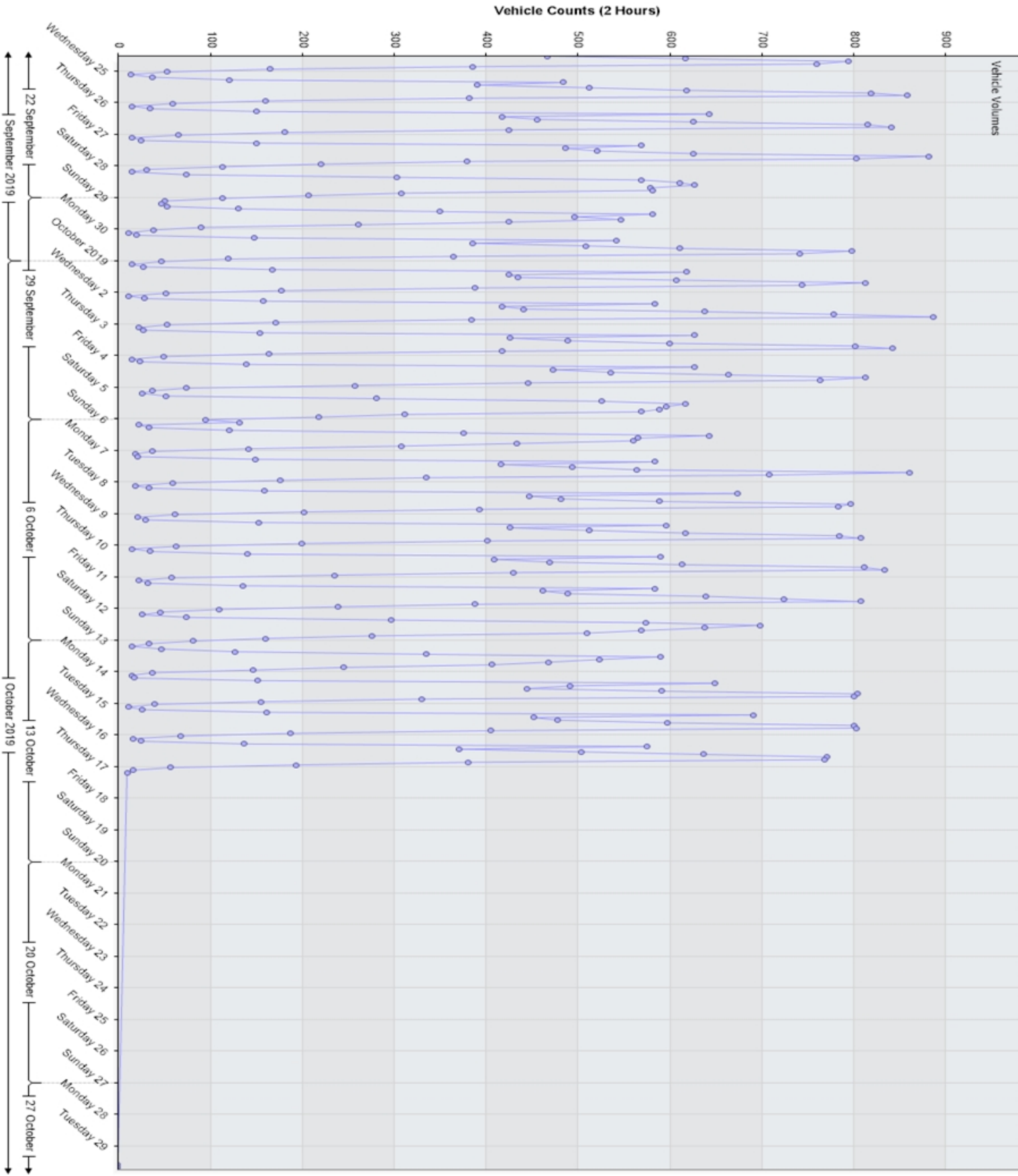
Friday

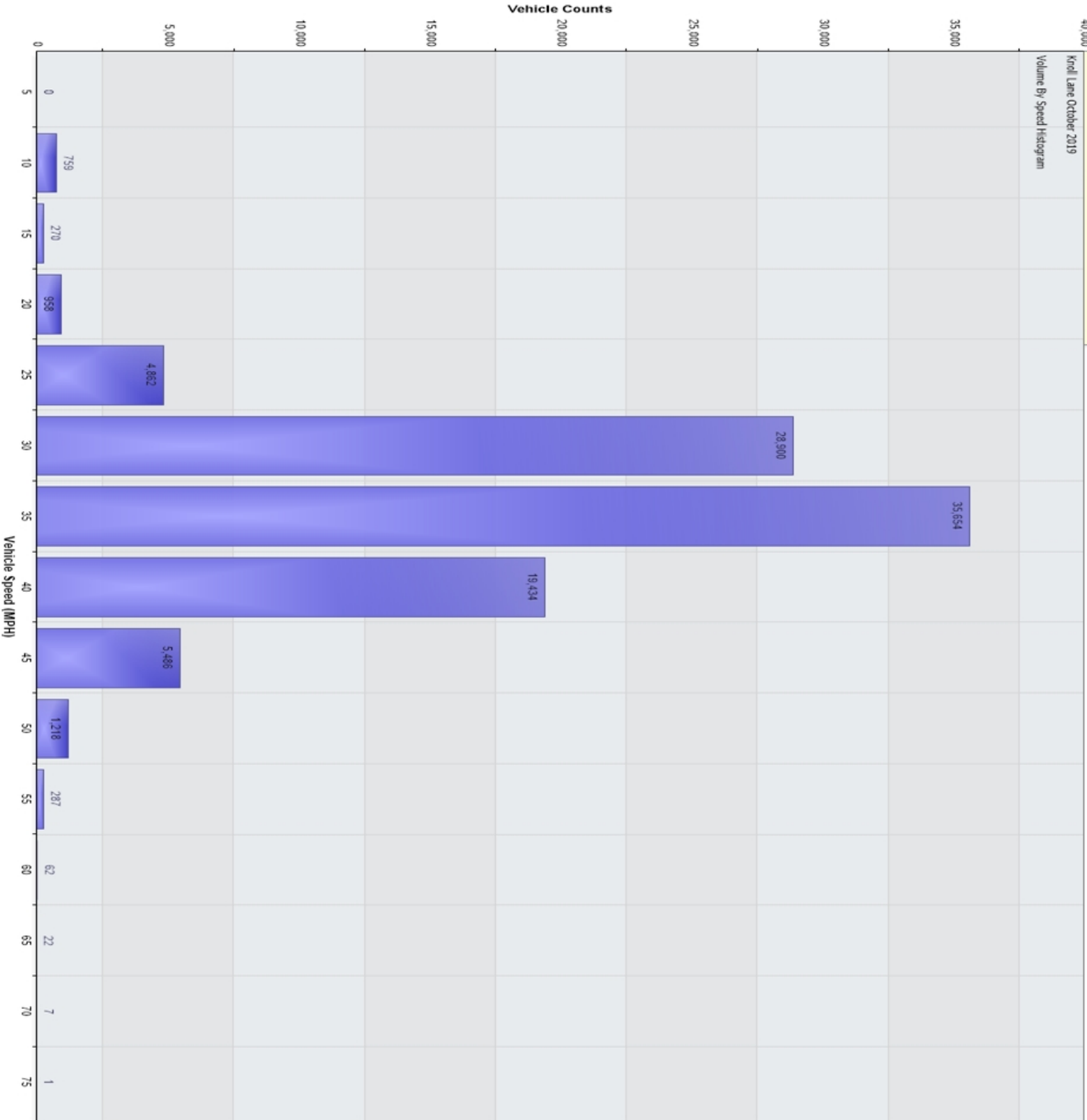
Saturday

Sunday









Knoll Lane October 2019

85th Pct Speed= 38.0 MPH

Vehicles in data=97920

24/09/2019 10:00:00 to 29/10/2019 13:59:59

