

For Project: Knoll Lane TBL facing February 2022
 Project Notes:
 Location/Name: Incoming
 Report Generated: 23/02/2022 11:45
 Speed Intervals: 5 MPH
 Time Intervals: Instant
 Traffic Report From: 18/01/2022 11:00:00 through 23/02/2022 11:59:59
 85th Percentile Speed: 38.5 MPH
 85th Percentile Vehicles: 63271
 Max Speed: 75 MPH on 30/01/2022 21:40:00
 Total Vehicles: 74436
 AADT: 2065

Volumes - weekly counts

Time	5 Day	7 Day
Average Daily	4125	3727
AM Peak 08:00	332	264
PM Peak 05:00	444	391

Speed

Speed Limit: 35
 85th Percentile Speed: 38.5
 Average Speed: 32.32

	Monday	Tuesday	Wednesday	Thursday	Friday	Saturday	Sunday
Count over limit	2540	3314	3812	3752	4125	2559	2121
% over limit	29.9	28.2	28.4	28.1	29.6	33.8	35.9
Avg Speeder	39.4	39.3	39.3	39.2	39.3	39.4	39.8

Day/Time Ending	85th pctl (MPH)	85th pctl cnts	Total Cnts	Max Speed	Avg Speeder	% Speeders
18/01/2022 12:00:00 PM	38.0	114	134	50	38.7	28.4%
18/01/2022 01:00:00 PM	38.6	202	238	55	39.3	31.5%
18/01/2022 02:00:00 PM	39.0	216	254	60	39.7	31.1%
18/01/2022 03:00:00 PM	39.1	264	310	65	39.5	35.8%
18/01/2022 04:00:00 PM	37.9	332	390	55	39.4	25.4%
18/01/2022 05:00:00 PM	38.2	360	424	55	39.1	28.5%
18/01/2022 06:00:00 PM	36.4	383	451	50	39.1	18.8%
18/01/2022 07:00:00 PM	37.7	279	328	55	39.3	24.4%
18/01/2022 08:00:00 PM	38.8	191	225	55	39.9	29.8%
18/01/2022 09:00:00 PM	39.2	141	166	60	40.0	33.1%
18/01/2022 10:00:00 PM	39.0	93	109	55	39.2	35.8%
18/01/2022 11:00:00 PM	41.0	60	71	50	40.5	38.0%
19/01/2022 12:00:00 AM	39.4	29	34	50	39.8	38.2%
19/01/2022 01:00:00 AM	40.0	14	17	55	40.6	47.1%
19/01/2022 02:00:00 AM	38.3	8	9	40	37.5	33.3%
19/01/2022 03:00:00 AM	40.0	4	5	45	40.0	40.0%
19/01/2022 04:00:00 AM	42.5	4	5	45	40.8	60.0%
19/01/2022 05:00:00 AM	41.7	14	16	45	39.6	43.8%
19/01/2022 06:00:00 AM	40.0	23	27	50	40.0	44.4%
19/01/2022 07:00:00 AM	41.9	69	81	50	39.8	53.1%
19/01/2022 08:00:00 AM	38.7	179	211	50	39.1	33.2%
19/01/2022 09:00:00 AM	38.7	303	356	50	39.2	31.7%
19/01/2022 10:00:00 AM	38.5	187	220	50	38.7	32.3%
19/01/2022 11:00:00 AM	38.6	174	205	55	39.5	30.7%
19/01/2022 12:00:00 PM	39.4	167	196	50	39.3	37.8%
19/01/2022 01:00:00 PM	39.0	221	260	55	39.1	36.2%
19/01/2022 02:00:00 PM	38.2	218	257	50	38.8	30.7%
19/01/2022 03:00:00 PM	38.4	284	334	55	38.9	31.1%
19/01/2022 04:00:00 PM	37.2	368	433	55	39.1	22.4%
19/01/2022 05:00:00 PM	37.7	334	393	55	39.0	24.7%
19/01/2022 06:00:00 PM	35.0	434	510	50	38.9	14.7%
19/01/2022 07:00:00 PM	36.6	304	358	50	38.7	20.1%
19/01/2022 08:00:00 PM	39.6	194	228	55	40.4	32.0%
19/01/2022 09:00:00 PM	39.2	168	198	55	39.6	35.4%
19/01/2022 10:00:00 PM	38.8	88	104	50	39.6	32.7%
19/01/2022 11:00:00 PM	39.6	77	91	55	40.5	29.7%
20/01/2022 12:00:00 AM	38.3	31	37	50	39.6	32.4%
20/01/2022 01:00:00 AM	41.7	20	24	60	42.0	41.7%
20/01/2022 02:00:00 AM	45.0	6	7	55	41.7	85.7%
20/01/2022 03:00:00 AM	45.0	5	6	60	45.8	50.0%
20/01/2022 04:00:00 AM	40.0	11	13	45	39.5	38.5%
20/01/2022 05:00:00 AM	43.3	13	15	50	40.6	53.3%
20/01/2022 06:00:00 AM	45.0	28	33	55	40.9	57.6%
20/01/2022 07:00:00 AM	39.6	65	77	50	39.2	42.9%
20/01/2022 08:00:00 AM	38.9	167	197	55	39.2	36.5%
20/01/2022 09:00:00 AM	39.1	272	320	50	38.8	39.4%
20/01/2022 10:00:00 AM	38.5	227	267	50	38.8	33.7%
20/01/2022 11:00:00 AM	37.9	164	193	55	39.8	24.4%
20/01/2022 12:00:00 PM	39.4	182	214	55	39.7	34.1%

20/01/2022 01:00:00 PM	38.5	215	253	55	39.3	29.2%
20/01/2022 02:00:00 PM	38.7	214	252	50	39.4	30.6%
20/01/2022 03:00:00 PM	37.7	279	328	55	38.5	28.0%
20/01/2022 04:00:00 PM	37.3	373	439	50	38.7	23.2%
20/01/2022 05:00:00 PM	37.7	314	370	60	39.3	25.1%
20/01/2022 06:00:00 PM	35.0	376	442	50	38.6	14.9%
20/01/2022 07:00:00 PM	37.0	279	328	50	38.7	22.3%
20/01/2022 08:00:00 PM	39.2	186	219	60	40.5	28.8%
20/01/2022 09:00:00 PM	39.5	138	162	50	40.0	31.5%
20/01/2022 10:00:00 PM	38.7	123	145	50	38.8	34.5%
20/01/2022 11:00:00 PM	38.6	76	89	50	39.1	32.6%
21/01/2022 12:00:00 AM	39.4	32	38	55	40.2	34.2%
21/01/2022 01:00:00 AM	42.9	26	30	55	40.3	60.0%
21/01/2022 02:00:00 AM	45.0	8	9	55	42.5	44.4%
21/01/2022 03:00:00 AM	35.0	4	5	45	42.5	20.0%
21/01/2022 04:00:00 AM	42.5	6	7	45	40.8	42.9%
21/01/2022 05:00:00 AM	39.2	12	14	50	38.9	50.0%
21/01/2022 06:00:00 AM	40.0	23	27	50	39.4	48.1%
21/01/2022 07:00:00 AM	39.7	80	94	50	39.1	46.8%
21/01/2022 08:00:00 AM	39.7	162	190	50	39.5	38.9%
21/01/2022 09:00:00 AM	38.6	267	314	50	39.1	31.5%
21/01/2022 10:00:00 AM	38.0	231	272	50	38.6	28.3%
21/01/2022 11:00:00 AM	40.7	160	188	55	40.1	42.6%
21/01/2022 12:00:00 PM	39.6	200	235	55	39.5	40.0%
21/01/2022 01:00:00 PM	38.9	216	254	55	39.3	32.3%
21/01/2022 02:00:00 PM	38.0	262	308	50	39.0	27.3%
21/01/2022 03:00:00 PM	38.2	301	354	55	39.3	27.4%
21/01/2022 04:00:00 PM	37.7	376	442	55	39.6	24.4%
21/01/2022 05:00:00 PM	37.9	354	417	55	39.5	25.4%
21/01/2022 06:00:00 PM	36.1	357	420	60	38.8	18.3%
21/01/2022 07:00:00 PM	37.5	275	324	60	39.9	22.8%
21/01/2022 08:00:00 PM	39.3	194	228	55	39.9	34.2%
21/01/2022 09:00:00 PM	39.3	148	174	50	40.2	29.3%
21/01/2022 10:00:00 PM	37.9	104	122	50	39.1	26.2%
21/01/2022 11:00:00 PM	40.0	89	105	50	39.8	35.2%
22/01/2022 12:00:00 AM	40.0	53	62	50	42.1	22.6%
22/01/2022 01:00:00 AM	39.1	26	31	55	39.3	45.2%
22/01/2022 02:00:00 AM	41.7	14	17	50	42.5	29.4%
22/01/2022 03:00:00 AM	40.0	9	11	50	41.3	36.4%
22/01/2022 04:00:00 AM	43.8	6	7	45	40.8	85.7%
22/01/2022 05:00:00 AM	42.5	8	9	45	40.8	33.3%
22/01/2022 06:00:00 AM	42.5	10	12	50	40.4	58.3%
22/01/2022 07:00:00 AM	40.0	23	27	50	39.4	48.1%
22/01/2022 08:00:00 AM	40.6	56	66	50	40.0	42.4%
22/01/2022 09:00:00 AM	40.3	114	134	50	39.6	46.3%
22/01/2022 10:00:00 AM	39.2	173	203	55	39.3	37.9%
22/01/2022 11:00:00 AM	38.6	236	278	50	39.1	31.3%
22/01/2022 12:00:00 PM	38.9	215	253	55	38.7	37.5%
22/01/2022 01:00:00 PM	38.6	292	343	50	39.0	31.8%
22/01/2022 02:00:00 PM	38.9	264	311	55	39.3	33.4%

22/01/2022 03:00:00 PM	38.4	249	293	50	38.6	33.1%
22/01/2022 04:00:00 PM	39.0	247	291	55	40.2	26.8%
22/01/2022 05:00:00 PM	38.2	232	273	50	38.9	28.6%
22/01/2022 06:00:00 PM	37.7	245	288	55	39.4	24.0%
22/01/2022 07:00:00 PM	39.2	176	207	55	39.1	41.5%
22/01/2022 08:00:00 PM	39.0	162	191	55	39.4	35.1%
22/01/2022 09:00:00 PM	39.4	113	133	55	39.7	38.3%
22/01/2022 10:00:00 PM	40.4	88	104	55	40.6	37.5%
22/01/2022 11:00:00 PM	40.0	81	95	55	40.1	36.8%
23/01/2022 12:00:00 AM	40.0	57	67	50	40.3	37.3%
23/01/2022 01:00:00 AM	42.5	23	27	50	39.9	63.0%
23/01/2022 02:00:00 AM	45.0	14	17	55	43.9	64.7%
23/01/2022 03:00:00 AM	48.3	17	20	60	44.8	65.0%
23/01/2022 04:00:00 AM	42.5	8	10	50	41.5	50.0%
23/01/2022 05:00:00 AM	43.3	12	14	60	42.5	50.0%
23/01/2022 06:00:00 AM	43.8	14	16	50	40.0	75.0%
23/01/2022 07:00:00 AM	45.0	14	17	50	42.5	64.7%
23/01/2022 08:00:00 AM	42.0	28	33	55	40.4	51.5%
23/01/2022 09:00:00 AM	39.7	54	64	55	39.8	43.8%
23/01/2022 10:00:00 AM	42.5	111	131	55	41.0	45.8%
23/01/2022 11:00:00 AM	38.7	150	176	50	38.9	33.5%
23/01/2022 12:00:00 PM	38.7	239	281	55	39.3	31.3%
23/01/2022 01:00:00 PM	38.7	224	263	55	39.2	31.9%
23/01/2022 02:00:00 PM	38.5	220	259	55	38.9	32.4%
23/01/2022 03:00:00 PM	39.3	212	250	55	39.8	33.6%
23/01/2022 04:00:00 PM	38.1	211	248	55	39.6	25.8%
23/01/2022 05:00:00 PM	38.3	209	246	50	39.6	26.8%
23/01/2022 06:00:00 PM	38.5	185	218	50	38.9	31.7%
23/01/2022 07:00:00 PM	39.7	140	165	60	40.0	34.5%
23/01/2022 08:00:00 PM	39.4	122	144	60	40.6	30.6%
23/01/2022 09:00:00 PM	39.2	108	127	50	39.5	34.6%
23/01/2022 10:00:00 PM	42.5	65	77	60	42.0	39.0%
23/01/2022 11:00:00 PM	41.0	42	50	55	41.7	36.0%
24/01/2022 12:00:00 AM	43.3	19	22	50	41.9	36.4%
24/01/2022 01:00:00 AM	42.5	6	7	45	39.5	71.4%
24/01/2022 02:00:00 AM	40.0	4	5	55	45.0	40.0%
24/01/2022 03:00:00 AM	40.0	5	6	50	40.8	50.0%
24/01/2022 04:00:00 AM	40.0	3	4	60	44.2	75.0%
24/01/2022 05:00:00 AM	42.5	9	11	55	42.5	45.5%
24/01/2022 06:00:00 AM	41.2	27	32	50	40.0	50.0%
24/01/2022 07:00:00 AM	39.1	60	71	50	38.7	47.9%
24/01/2022 08:00:00 AM	38.9	178	210	55	39.8	31.4%
24/01/2022 09:00:00 AM	37.5	269	316	50	38.7	24.4%
24/01/2022 10:00:00 AM	38.7	194	228	50	39.3	29.8%
24/01/2022 11:00:00 AM	38.7	173	203	50	39.3	29.6%
24/01/2022 12:00:00 PM	39.5	185	218	50	39.9	32.1%
24/01/2022 01:00:00 PM	36.9	213	251	50	39.8	19.5%
24/01/2022 02:00:00 PM	37.9	211	248	50	38.9	26.6%
24/01/2022 03:00:00 PM	37.9	264	311	55	39.6	24.8%
24/01/2022 04:00:00 PM	37.6	368	433	55	39.3	24.5%

24/01/2022 05:00:00 PM	37.5	322	379	50	39.0	24.3%
24/01/2022 06:00:00 PM	34.7	400	470	55	39.4	12.8%
24/01/2022 07:00:00 PM	37.2	258	303	50	38.6	22.8%
24/01/2022 08:00:00 PM	38.4	181	213	65	39.0	33.3%
24/01/2022 09:00:00 PM	39.5	125	147	50	39.2	37.4%
24/01/2022 10:00:00 PM	39.8	96	113	65	39.9	39.8%
24/01/2022 11:00:00 PM	40.0	55	65	55	41.8	33.8%
25/01/2022 12:00:00 AM	45.0	28	33	65	45.4	42.4%
25/01/2022 01:00:00 AM	41.7	19	22	55	41.3	36.4%
25/01/2022 02:00:00 AM	45.0	8	9	50	40.5	55.6%
25/01/2022 03:00:00 AM	40.0	11	13	45	39.2	46.2%
25/01/2022 04:00:00 AM	40.0	8	9	55	45.0	22.2%
25/01/2022 05:00:00 AM	39.0	12	14	45	38.3	42.9%
25/01/2022 06:00:00 AM	45.0	19	22	55	42.5	45.5%
25/01/2022 07:00:00 AM	41.2	70	82	50	39.8	47.6%
25/01/2022 08:00:00 AM	38.8	178	209	50	39.0	33.5%
25/01/2022 09:00:00 AM	38.1	296	348	55	39.0	28.2%
25/01/2022 10:00:00 AM	38.7	207	243	50	38.9	34.2%
25/01/2022 11:00:00 AM	38.0	160	188	50	39.2	25.5%
25/01/2022 12:00:00 PM	38.6	156	184	50	39.2	31.5%
25/01/2022 01:00:00 PM	37.4	219	258	55	39.8	23.3%
25/01/2022 02:00:00 PM	38.6	205	241	55	38.7	34.9%
25/01/2022 03:00:00 PM	37.9	263	309	50	38.8	26.5%
25/01/2022 04:00:00 PM	36.3	370	435	55	39.3	18.4%
25/01/2022 05:00:00 PM	36.0	339	399	55	39.7	17.3%
25/01/2022 06:00:00 PM	35.8	348	410	50	38.9	17.1%
25/01/2022 07:00:00 PM	36.6	290	341	55	39.2	19.4%
25/01/2022 08:00:00 PM	37.9	197	232	50	39.4	25.0%
25/01/2022 09:00:00 PM	39.0	129	152	50	39.1	36.8%
25/01/2022 10:00:00 PM	37.9	83	98	50	39.0	26.5%
25/01/2022 11:00:00 PM	39.0	74	87	60	39.5	34.5%
26/01/2022 12:00:00 AM	41.0	23	27	45	40.3	33.3%
26/01/2022 01:00:00 AM	39.0	15	18	55	41.1	38.9%
26/01/2022 02:00:00 AM	40.0	10	12	50	40.5	41.7%
26/01/2022 03:00:00 AM	40.0	8	10	45	40.0	40.0%
26/01/2022 04:00:00 AM	40.0	3	4	50	42.5	50.0%
26/01/2022 05:00:00 AM	50.0	7	8	60	44.5	62.5%
26/01/2022 06:00:00 AM	40.0	19	22	50	39.5	45.5%
26/01/2022 07:00:00 AM	41.2	68	80	45	39.2	57.5%
26/01/2022 08:00:00 AM	39.1	177	208	65	39.1	42.3%
26/01/2022 09:00:00 AM	38.7	298	351	55	39.4	30.2%
26/01/2022 10:00:00 AM	39.0	186	219	50	39.3	33.3%
26/01/2022 11:00:00 AM	38.3	175	206	55	39.0	30.1%
26/01/2022 12:00:00 PM	38.6	190	224	50	39.1	32.6%
26/01/2022 01:00:00 PM	38.0	192	226	55	38.9	27.4%
26/01/2022 02:00:00 PM	38.6	210	247	55	39.3	30.8%
26/01/2022 03:00:00 PM	37.2	258	304	50	39.3	22.0%
26/01/2022 04:00:00 PM	37.8	373	439	65	39.2	25.7%
26/01/2022 05:00:00 PM	37.3	333	392	55	39.6	21.7%
26/01/2022 06:00:00 PM	36.8	384	452	50	38.9	20.8%

26/01/2022 07:00:00 PM	36.6	275	324	50	38.5	20.7%
26/01/2022 08:00:00 PM	38.9	193	227	55	39.3	34.4%
26/01/2022 09:00:00 PM	38.1	156	184	50	39.1	26.6%
26/01/2022 10:00:00 PM	39.2	106	125	60	40.3	31.2%
26/01/2022 11:00:00 PM	38.4	76	90	50	39.4	30.0%
27/01/2022 12:00:00 AM	41.7	33	39	60	42.1	33.3%
27/01/2022 01:00:00 AM	42.5	22	26	50	40.8	46.2%
27/01/2022 02:00:00 AM	45.0	6	7	50	42.5	85.7%
27/01/2022 03:00:00 AM	42.5	5	6	45	40.8	50.0%
27/01/2022 04:00:00 AM	47.5	8	9	50	40.8	66.7%
27/01/2022 05:00:00 AM	34.0	10	12	40	37.5	8.3%
27/01/2022 06:00:00 AM	39.4	20	24	60	40.8	50.0%
27/01/2022 07:00:00 AM	40.8	73	86	60	39.8	51.2%
27/01/2022 08:00:00 AM	38.6	185	218	55	39.3	29.8%
27/01/2022 09:00:00 AM	38.0	270	318	50	38.4	30.5%
27/01/2022 10:00:00 AM	37.9	212	250	45	38.7	27.2%
27/01/2022 11:00:00 AM	38.3	173	203	50	38.9	29.6%
27/01/2022 12:00:00 PM	38.7	215	253	55	38.7	35.2%
27/01/2022 01:00:00 PM	38.0	209	246	50	39.3	25.6%
27/01/2022 02:00:00 PM	38.5	223	262	50	38.8	32.4%
27/01/2022 03:00:00 PM	37.3	271	319	55	38.5	24.5%
27/01/2022 04:00:00 PM	37.5	326	384	50	38.7	24.7%
27/01/2022 05:00:00 PM	38.2	315	371	55	39.0	29.4%
27/01/2022 06:00:00 PM	36.7	348	410	55	39.0	20.5%
27/01/2022 07:00:00 PM	36.6	303	356	65	39.2	19.7%
27/01/2022 08:00:00 PM	38.4	190	223	55	39.0	30.5%
27/01/2022 09:00:00 PM	38.5	162	190	50	39.3	28.4%
27/01/2022 10:00:00 PM	39.1	124	146	50	39.1	37.7%
27/01/2022 11:00:00 PM	39.5	78	92	50	39.9	35.9%
28/01/2022 12:00:00 AM	41.0	37	43	50	40.0	41.9%
28/01/2022 01:00:00 AM	42.5	21	25	50	40.6	52.0%
28/01/2022 02:00:00 AM	41.7	12	14	45	39.6	50.0%
28/01/2022 03:00:00 AM	37.5	8	10	45	39.2	30.0%
28/01/2022 04:00:00 AM	50.0	7	8	60	44.5	62.5%
28/01/2022 05:00:00 AM	38.3	8	10	45	38.8	40.0%
28/01/2022 06:00:00 AM	42.5	16	19	50	41.3	42.1%
28/01/2022 07:00:00 AM	41.2	59	69	50	39.8	50.7%
28/01/2022 08:00:00 AM	39.5	162	190	60	39.3	39.5%
28/01/2022 09:00:00 AM	38.6	248	292	50	39.0	31.2%
28/01/2022 10:00:00 AM	38.7	319	375	55	39.2	31.7%
28/01/2022 11:00:00 AM	38.7	175	206	50	38.9	34.0%
28/01/2022 12:00:00 PM	38.9	209	246	55	39.5	32.1%
28/01/2022 01:00:00 PM	38.6	241	284	50	38.9	32.7%
28/01/2022 02:00:00 PM	38.8	248	292	55	39.3	31.5%
28/01/2022 03:00:00 PM	38.8	286	336	60	39.1	34.5%
28/01/2022 04:00:00 PM	37.8	377	443	50	38.5	27.3%
28/01/2022 05:00:00 PM	37.6	345	406	50	38.9	24.4%
28/01/2022 06:00:00 PM	36.1	354	417	50	39.2	18.0%
28/01/2022 07:00:00 PM	38.2	280	330	55	39.0	29.1%
28/01/2022 08:00:00 PM	39.0	221	260	50	39.1	33.8%

28/01/2022 09:00:00 PM	38.5	156	184	55	39.4	29.9%
28/01/2022 10:00:00 PM	38.8	104	122	50	39.3	29.5%
28/01/2022 11:00:00 PM	39.3	94	110	50	39.2	38.2%
29/01/2022 12:00:00 AM	39.8	51	60	45	38.9	46.7%
29/01/2022 01:00:00 AM	39.4	21	25	50	39.2	48.0%
29/01/2022 02:00:00 AM	40.0	14	17	50	39.7	52.9%
29/01/2022 03:00:00 AM	45.0	13	15	50	40.5	66.7%
29/01/2022 04:00:00 AM	43.0	11	13	45	41.1	53.8%
29/01/2022 05:00:00 AM	47.5	15	18	60	45.0	55.6%
29/01/2022 06:00:00 AM	41.7	14	17	50	40.0	58.8%
29/01/2022 07:00:00 AM	40.8	31	37	55	40.0	48.6%
29/01/2022 08:00:00 AM	40.7	50	59	55	39.9	49.2%
29/01/2022 09:00:00 AM	39.4	100	118	55	39.6	39.8%
29/01/2022 10:00:00 AM	38.9	183	215	50	38.6	39.1%
29/01/2022 11:00:00 AM	39.2	211	248	55	39.6	35.1%
29/01/2022 12:00:00 PM	37.9	254	299	45	38.6	27.4%
29/01/2022 01:00:00 PM	39.1	246	289	50	39.0	38.1%
29/01/2022 02:00:00 PM	38.0	280	330	50	38.7	29.1%
29/01/2022 03:00:00 PM	38.8	265	312	60	39.4	34.6%
29/01/2022 04:00:00 PM	37.7	252	297	50	38.5	27.3%
29/01/2022 05:00:00 PM	38.3	248	292	60	39.1	30.1%
29/01/2022 06:00:00 PM	37.9	267	314	50	39.2	24.8%
29/01/2022 07:00:00 PM	38.8	221	260	55	39.5	31.9%
29/01/2022 08:00:00 PM	38.9	160	188	55	40.1	27.7%
29/01/2022 09:00:00 PM	39.7	96	113	50	40.0	38.9%
29/01/2022 10:00:00 PM	39.6	103	121	55	39.5	36.4%
29/01/2022 11:00:00 PM	38.7	83	98	60	40.6	29.6%
30/01/2022 12:00:00 AM	39.5	60	70	55	39.4	41.4%
30/01/2022 01:00:00 AM	39.5	37	44	55	40.0	36.4%
30/01/2022 02:00:00 AM	44.5	24	28	50	42.2	64.3%
30/01/2022 03:00:00 AM	41.7	13	15	45	39.0	66.7%
30/01/2022 04:00:00 AM	43.0	10	12	45	40.6	66.7%
30/01/2022 05:00:00 AM	37.5	8	10	40	37.5	40.0%
30/01/2022 06:00:00 AM	41.7	14	17	50	40.0	58.8%
30/01/2022 07:00:00 AM	40.0	16	19	55	40.0	52.6%
30/01/2022 08:00:00 AM	39.3	23	27	45	39.0	37.0%
30/01/2022 09:00:00 AM	39.7	60	70	50	40.6	34.3%
30/01/2022 10:00:00 AM	41.9	98	115	60	40.3	50.4%
30/01/2022 11:00:00 AM	39.1	157	185	55	38.9	41.6%
30/01/2022 12:00:00 PM	40.4	240	282	55	40.1	38.7%
30/01/2022 01:00:00 PM	38.9	253	298	50	39.1	33.9%
30/01/2022 02:00:00 PM	39.6	219	258	55	39.3	40.3%
30/01/2022 03:00:00 PM	38.9	231	272	50	39.2	35.3%
30/01/2022 04:00:00 PM	39.2	232	273	60	39.7	36.6%
30/01/2022 05:00:00 PM	39.3	206	242	55	39.7	33.5%
30/01/2022 06:00:00 PM	37.9	176	207	60	39.3	25.6%
30/01/2022 07:00:00 PM	39.1	178	209	55	39.6	34.9%
30/01/2022 08:00:00 PM	39.2	138	162	60	39.7	35.8%
30/01/2022 09:00:00 PM	40.0	89	105	55	39.9	42.9%
30/01/2022 10:00:00 PM	39.6	76	89	75	40.8	39.3%

30/01/2022 11:00:00 PM	40.0	46	54	55	40.3	46.3%
31/01/2022 12:00:00 AM	44.0	22	26	50	41.7	50.0%
31/01/2022 01:00:00 AM	38.3	13	15	50	40.0	26.7%
31/01/2022 02:00:00 AM	40.0	8	9	45	39.2	33.3%
31/01/2022 03:00:00 AM	45.0	5	6	60	45.0	66.7%
31/01/2022 04:00:00 AM	45.0	3	3	45	42.5	33.3%
31/01/2022 05:00:00 AM	41.7	8	10	45	40.0	60.0%
31/01/2022 06:00:00 AM	39.4	25	29	50	39.8	37.9%
31/01/2022 07:00:00 AM	40.9	61	72	50	39.5	52.8%
31/01/2022 08:00:00 AM	39.8	179	211	55	39.6	43.1%
31/01/2022 09:00:00 AM	38.4	292	343	50	38.9	30.9%
31/01/2022 10:00:00 AM	39.8	217	255	55	39.7	42.4%
31/01/2022 11:00:00 AM	39.5	182	214	50	39.5	35.5%
31/01/2022 12:00:00 PM	39.0	178	210	55	39.3	35.2%
31/01/2022 01:00:00 PM	39.2	202	238	50	39.5	33.6%
31/01/2022 02:00:00 PM	39.5	215	253	50	39.3	36.0%
31/01/2022 03:00:00 PM	39.1	246	290	50	39.8	31.4%
31/01/2022 04:00:00 PM	38.4	322	379	50	38.5	33.5%
31/01/2022 05:00:00 PM	38.1	344	405	55	39.4	26.7%
31/01/2022 06:00:00 PM	37.4	362	426	50	39.0	23.5%
31/01/2022 07:00:00 PM	38.4	250	294	50	39.3	27.6%
31/01/2022 08:00:00 PM	39.4	173	203	55	39.7	36.0%
31/01/2022 09:00:00 PM	39.6	138	162	55	39.6	38.9%
31/01/2022 10:00:00 PM	39.5	87	102	55	40.8	31.4%
31/01/2022 11:00:00 PM	38.2	62	73	45	38.1	34.2%
01/02/2022 12:00:00 AM	45.0	26	31	60	42.9	41.9%
01/02/2022 01:00:00 AM	43.8	13	15	60	41.9	60.0%
01/02/2022 02:00:00 AM	37.5	6	7	40	37.5	28.6%
01/02/2022 03:00:00 AM	37.5	5	6	40	37.5	33.3%
01/02/2022 04:00:00 AM	40.0	8	10	45	39.5	50.0%
01/02/2022 05:00:00 AM	40.0	14	17	45	39.4	47.1%
01/02/2022 06:00:00 AM	39.2	26	30	60	41.4	30.0%
01/02/2022 07:00:00 AM	40.6	65	77	55	40.3	41.6%
01/02/2022 08:00:00 AM	38.8	198	233	50	38.8	35.2%
01/02/2022 09:00:00 AM	38.4	268	315	50	39.1	28.9%
01/02/2022 10:00:00 AM	39.1	200	235	65	39.7	33.6%
01/02/2022 11:00:00 AM	38.8	192	226	50	39.0	35.0%
01/02/2022 12:00:00 PM	39.6	174	205	55	39.6	41.0%
01/02/2022 01:00:00 PM	38.2	189	222	50	38.7	29.7%
01/02/2022 02:00:00 PM	38.5	194	228	50	38.3	37.7%
01/02/2022 03:00:00 PM	38.6	258	303	50	38.8	32.0%
01/02/2022 04:00:00 PM	38.0	354	417	55	39.1	26.9%
01/02/2022 05:00:00 PM	38.5	302	355	50	39.4	28.7%
01/02/2022 06:00:00 PM	36.2	407	479	50	38.6	18.8%
01/02/2022 07:00:00 PM	37.5	275	323	65	40.0	21.4%
01/02/2022 08:00:00 PM	38.4	201	237	50	39.0	30.8%
01/02/2022 09:00:00 PM	38.7	135	159	50	39.0	32.7%
01/02/2022 10:00:00 PM	41.2	78	92	50	40.3	43.5%
01/02/2022 11:00:00 PM	39.4	68	80	65	40.4	35.0%
02/02/2022 12:00:00 AM	37.5	23	27	55	42.5	18.5%

02/02/2022 01:00:00 AM	42.5	15	18	60	42.5	50.0%
02/02/2022 02:00:00 AM	43.3	7	8	45	40.5	62.5%
02/02/2022 03:00:00 AM	45.0	6	7	60	44.2	85.7%
02/02/2022 04:00:00 AM	40.0	5	6	45	39.2	50.0%
02/02/2022 05:00:00 AM	39.0	9	11	50	39.2	54.5%
02/02/2022 06:00:00 AM	40.0	22	26	60	39.7	61.5%
02/02/2022 07:00:00 AM	41.2	71	83	50	40.2	37.3%
02/02/2022 08:00:00 AM	39.2	201	237	55	39.4	36.7%
02/02/2022 09:00:00 AM	38.4	326	384	50	38.7	32.8%
02/02/2022 10:00:00 AM	39.1	207	244	60	39.3	36.9%
02/02/2022 11:00:00 AM	38.9	180	212	50	39.6	30.7%
02/02/2022 12:00:00 PM	39.8	187	220	55	39.7	38.6%
02/02/2022 01:00:00 PM	39.4	212	249	60	39.6	37.8%
02/02/2022 02:00:00 PM	39.4	177	208	55	40.0	32.7%
02/02/2022 03:00:00 PM	33.8	276	325	50	39.0	9.5%
02/02/2022 04:00:00 PM	35.4	361	425	50	38.7	16.0%
02/02/2022 05:00:00 PM	38.2	317	373	50	39.2	27.9%
02/02/2022 06:00:00 PM	35.2	399	469	50	38.3	15.4%
02/02/2022 07:00:00 PM	37.4	280	330	60	39.0	23.6%
02/02/2022 08:00:00 PM	38.7	178	210	50	39.2	31.9%
02/02/2022 09:00:00 PM	39.6	150	177	55	39.6	40.1%
02/02/2022 10:00:00 PM	40.0	82	97	50	40.3	35.1%
02/02/2022 11:00:00 PM	39.0	82	96	50	39.0	34.4%
03/02/2022 12:00:00 AM	40.0	25	29	50	40.8	31.0%
03/02/2022 01:00:00 AM	43.3	13	15	50	41.7	40.0%
03/02/2022 02:00:00 AM	45.0	8	9	50	42.5	44.4%
03/02/2022 03:00:00 AM	43.3	8	9	45	39.6	77.8%
03/02/2022 04:00:00 AM	43.3	8	9	45	40.0	66.7%
03/02/2022 05:00:00 AM	37.5	12	14	40	37.5	28.6%
03/02/2022 06:00:00 AM	47.5	24	28	60	43.9	50.0%
03/02/2022 07:00:00 AM	40.6	68	80	50	40.0	42.5%
03/02/2022 08:00:00 AM	39.2	173	203	55	39.1	39.4%
03/02/2022 09:00:00 AM	37.8	286	336	50	38.4	27.4%
03/02/2022 10:00:00 AM	38.0	251	295	50	38.7	28.5%
03/02/2022 11:00:00 AM	38.8	184	216	55	39.7	30.1%
03/02/2022 12:00:00 PM	37.5	194	228	55	39.4	23.7%
03/02/2022 01:00:00 PM	38.5	218	257	50	39.4	29.2%
03/02/2022 02:00:00 PM	37.8	226	266	50	39.0	25.9%
03/02/2022 03:00:00 PM	38.0	252	296	60	38.9	28.0%
03/02/2022 04:00:00 PM	38.1	354	416	55	39.3	26.4%
03/02/2022 05:00:00 PM	36.4	350	412	50	38.8	19.2%
03/02/2022 06:00:00 PM	35.8	359	422	50	38.7	17.1%
03/02/2022 07:00:00 PM	37.6	286	336	55	39.2	23.8%
03/02/2022 08:00:00 PM	38.8	166	195	55	39.2	32.8%
03/02/2022 09:00:00 PM	38.1	152	179	50	39.1	26.8%
03/02/2022 10:00:00 PM	38.7	128	151	65	40.1	27.8%
03/02/2022 11:00:00 PM	40.0	59	69	60	41.9	26.1%
04/02/2022 12:00:00 AM	39.1	32	38	55	39.5	39.5%
04/02/2022 01:00:00 AM	42.5	14	16	50	40.8	37.5%
04/02/2022 02:00:00 AM	42.5	10	12	50	40.4	58.3%

04/02/2022 03:00:00 AM	42.5	5	6	45	40.0	66.7%
04/02/2022 04:00:00 AM	42.5	4	5	45	40.8	60.0%
04/02/2022 05:00:00 AM	41.7	12	14	45	41.3	28.6%
04/02/2022 06:00:00 AM	41.7	17	20	50	40.6	40.0%
04/02/2022 07:00:00 AM	42.0	65	76	55	40.5	46.1%
04/02/2022 08:00:00 AM	39.8	175	206	50	39.0	48.1%
04/02/2022 09:00:00 AM	38.2	283	333	55	39.4	27.3%
04/02/2022 10:00:00 AM	39.0	241	284	55	39.5	32.4%
04/02/2022 11:00:00 AM	37.9	170	200	50	38.6	28.5%
04/02/2022 12:00:00 PM	38.4	197	232	55	39.3	31.5%
04/02/2022 01:00:00 PM	38.9	214	252	55	38.6	40.1%
04/02/2022 02:00:00 PM	37.5	235	276	55	38.6	25.0%
04/02/2022 03:00:00 PM	38.0	291	342	55	39.1	27.8%
04/02/2022 04:00:00 PM	37.8	372	438	50	39.1	25.3%
04/02/2022 05:00:00 PM	38.6	320	376	50	39.1	31.1%
04/02/2022 06:00:00 PM	36.2	383	451	60	39.2	18.4%
04/02/2022 07:00:00 PM	36.4	313	368	50	39.7	18.2%
04/02/2022 08:00:00 PM	36.8	212	250	50	39.1	20.8%
04/02/2022 09:00:00 PM	39.1	154	181	50	39.6	30.9%
04/02/2022 10:00:00 PM	38.8	117	138	50	39.8	29.0%
04/02/2022 11:00:00 PM	40.0	86	101	50	40.4	32.7%
05/02/2022 12:00:00 AM	43.3	45	53	65	43.0	41.5%
05/02/2022 01:00:00 AM	43.3	37	43	55	42.2	39.5%
05/02/2022 02:00:00 AM	38.8	8	10	45	38.5	50.0%
05/02/2022 03:00:00 AM	38.3	9	11	45	38.8	36.4%
05/02/2022 04:00:00 AM	40.0	8	9	50	39.2	66.7%
05/02/2022 05:00:00 AM	42.5	8	10	50	40.8	60.0%
05/02/2022 06:00:00 AM	38.8	14	17	45	39.2	35.3%
05/02/2022 07:00:00 AM	41.0	30	35	50	39.8	42.9%
05/02/2022 08:00:00 AM	40.0	18	21	50	40.3	42.9%
05/02/2022 09:00:00 AM	**No Data**					
05/02/2022 10:00:00 AM	**No Data**					
					
23/02/2022 12:00:00 PM	0.0	0	0	0	0.0	0.0%

Day/Time Ending	85th pctl (MPH)	85th pctl cnts	Total Cnts	Max Speed	Avg Speeder	% Speeders
19/01/2022 12:00:00 AM	38.4	2664	3134	65	39.4	28.4%
20/01/2022 12:00:00 AM	38.3	3868	4551	55	39.2	28.6%
21/01/2022 12:00:00 AM	38.3	3766	4431	60	39.2	28.8%
22/01/2022 12:00:00 AM	38.5	3906	4595	60	39.5	29.5%
23/01/2022 12:00:00 AM	39.0	3097	3644	55	39.3	34.0%
24/01/2022 12:00:00 AM	39.4	2444	2875	60	39.9	34.1%
25/01/2022 12:00:00 AM	38.1	3635	4277	65	39.4	26.5%
26/01/2022 12:00:00 AM	37.9	3682	4332	60	39.2	25.9%
27/01/2022 12:00:00 AM	38.3	3749	4411	65	39.3	28.4%
28/01/2022 12:00:00 AM	38.2	3786	4454	65	39.0	28.6%
29/01/2022 12:00:00 AM	38.5	4002	4708	60	39.1	30.8%
30/01/2022 12:00:00 AM	38.8	3200	3765	60	39.3	33.1%
31/01/2022 12:00:00 AM	39.5	2566	3019	75	39.7	37.7%
01/02/2022 12:00:00 AM	39.0	3598	4233	60	39.4	33.2%
02/02/2022 12:00:00 AM	38.5	3653	4298	65	39.2	30.3%
03/02/2022 12:00:00 AM	38.3	3777	4444	60	39.4	28.3%
04/02/2022 12:00:00 AM	38.1	3807	4479	65	39.2	26.9%
05/02/2022 12:00:00 AM	38.4	3936	4630	65	39.3	28.6%
06/02/2022 12:00:00 AM	41.1	133	156	55	40.3	43.6%
07/02/2022 12:00:00 AM	**No Data**					
08/02/2022 12:00:00 AM	**No Data**					
09/02/2022 12:00:00 AM						
					
10/02/2022 12:00:00 AM						
11/02/2022 12:00:00 AM						
12/02/2022 12:00:00 AM						
13/02/2022 12:00:00 AM						
14/02/2022 12:00:00 AM						
15/02/2022 12:00:00 AM						
16/02/2022 12:00:00 AM						
17/02/2022 12:00:00 AM						
18/02/2022 12:00:00 AM						
19/02/2022 12:00:00 AM						
20/02/2022 12:00:00 AM						
21/02/2022 12:00:00 AM						
22/02/2022 12:00:00 AM						
23/02/2022 12:00:00 AM						
23/02/2022 11:59:59 AM	0.0	0	0	0	0.0	0.0%

Incoming Weekly Counts
 Knoll Lane TBL facing February 2022

from Tue-Jan-18-2022-11-00-AM to Wed-Feb-23-2022-11-59-AM

	17/01/2022	to	23/01/2022							
	Monday	Tuesday	Wednesday	Thursday	Friday	Saturday	Sunday	Week	Weekend	Week Day 85%
Hour	17/01/2022	18/01/2022	19/01/2022	20/01/2022	21/01/2022	22/01/2022	23/01/2022	Day Avg	Avg	Avg Speed
0 - 1	*	*	17	24	30	31	27	23.67	29	41.53
1 - 2	*	*	9	7	9	17	17	8.33	17	42.77
2 - 3	*	*	5	6	5	11	20	5.33	15.5	40
3 - 4	*	*	5	13	7	7	10	8.33	8.5	41.67
4 - 5	*	*	16	15	14	9	14	15	11.5	41.4
5 - 6	*	*	27	33	27	12	16	29	14	41.67
6 - 7	*	*	81	77	94	27	17	84	22	40.4
7 - 8	*	*	211	197	190	66	33	199.33	49.5	39.1
8 - 9	*	*	356	320	314	134	64	330	99	38.8
9 - 10	*	*	220	267	272	203	131	253	167	38.33
10 - 11	*	*	205	193	188	278	176	195.33	227	39.07
11 - 12	*	134	196	214	235	253	281	194.75	267	39.1
12 - 13	*	238	260	253	254	343	263	251.25	303	38.75
13 - 14	*	254	257	252	308	311	259	267.75	285	38.48
14 - 15	*	310	334	328	354	293	250	331.5	271.5	38.35
15 - 16	*	390	433	439	442	291	248	426	269.5	37.52
16 - 17	*	424	393	370	417	273	246	401	259.5	37.88
17 - 18	*	451	510	442	420	288	218	455.75	253	35.62
18 - 19	*	328	358	328	324	207	165	334.5	186	37.2
19 - 20	*	225	228	219	228	191	144	225	167.5	39.22
20 - 21	*	166	198	162	174	133	127	175	130	39.3
21 - 22	*	109	104	145	122	104	77	120	90.5	38.6
22 - 23	*	71	91	89	105	95	50	89	72.5	39.8
23 - 24	*	34	37	38	62	67	22	42.75	44.5	39.28
Totals	0	3134	4551	4431	4595	3644	2875			
% of Total	0%	13.49%	19.59%	19.07%	19.78%	15.69%	12.38%			

Incoming Weekly Counts
 Knoll Lane TBL facing February 2022

from Tue-Jan-18-2022-11-00-AM to Wed-Feb-23-2022-11-59-AM

	24/01/2022	to	30/01/2022							
	Monday	Tuesday	Wednesday	Thursday	Friday	Saturday	Sunday	Week	Weekend	Week Day 85%
Hour	24/01/2022	25/01/2022	26/01/2022	27/01/2022	28/01/2022	29/01/2022	30/01/2022	Day Avg	Avg	Avg Speed
0 - 1	7	22	18	26	25	25	44	19.6	34.5	41.64
1 - 2	5	9	12	7	14	17	28	9.4	22.5	42.34
2 - 3	6	13	10	6	10	15	15	9	15	40
3 - 4	4	9	4	9	8	13	12	6.8	12.5	43.5
4 - 5	11	14	8	12	10	18	10	11	14	40.76
5 - 6	32	22	22	24	19	17	17	23.8	17	41.62
6 - 7	71	82	80	86	69	37	19	77.6	28	40.7
7 - 8	210	209	208	218	190	59	27	207	43	38.98
8 - 9	316	348	351	318	292	118	70	325	94	38.18
9 - 10	228	243	219	250	375	215	115	263	165	38.6
10 - 11	203	188	206	203	206	248	185	201.2	216.5	38.4
11 - 12	218	184	224	253	246	299	282	225	290.5	38.86
12 - 13	251	258	226	246	284	289	298	253	293.5	37.78
13 - 14	248	241	247	262	292	330	258	258	294	38.48
14 - 15	311	309	304	319	336	312	272	315.8	292	37.82
15 - 16	433	435	439	384	443	297	273	426.8	285	37.4
16 - 17	379	399	392	371	406	292	242	389.4	267	37.32
17 - 18	470	410	452	410	417	314	207	431.8	260.5	36.02
18 - 19	303	341	324	356	330	260	209	330.8	234.5	37.04
19 - 20	213	232	227	223	260	188	162	231	175	38.52
20 - 21	147	152	184	190	184	113	105	171.4	109	38.72
21 - 22	113	98	125	146	122	121	89	120.8	105	38.96
22 - 23	65	87	90	92	110	98	54	88.8	76	39.24
23 - 24	33	27	39	43	60	70	26	40.4	48	41.7
Totals	4277	4332	4411	4454	4708	3765	3019			
% of Total	14.77%	14.96%	15.23%	15.38%	16.25%	13%	10.42%			

Incoming Weekly Counts
 Knoll Lane TBL facing February 2022

from Tue-Jan-18-2022-11-00-AM to Wed-Feb-23-2022-11-59-AM

	31/01/2022	to	06/02/2022							
	Monday	Tuesday	Wednesday	Thursday	Friday	Saturday	Sunday	Week	Weekend	Week Day 85%
Hour	31/01/2022	01/02/2022	02/02/2022	03/02/2022	04/02/2022	05/02/2022	06/02/2022	Day Avg	Avg	Avg Speed
0 - 1	15	15	18	15	16	43	0	15.8	21.5	42.08
1 - 2	9	7	8	9	12	10	0	9	5	41.66
2 - 3	6	6	7	9	6	11	0	6.8	5.5	42.66
3 - 4	3	10	6	9	5	9	0	6.6	4.5	42.16
4 - 5	10	17	11	14	14	10	0	13.2	5	39.98
5 - 6	29	30	26	28	20	17	0	26.6	8.5	41.56
6 - 7	72	77	83	80	76	35	0	77.6	17.5	41.06
7 - 8	211	233	237	203	206	21	0	218	10.5	39.36
8 - 9	343	315	384	336	333	0	0	342.2	0	38.24
9 - 10	255	235	244	295	284	0	0	262.6	0	39
10 - 11	214	226	212	216	200	0	0	213.6	0	38.78
11 - 12	210	205	220	228	232	0	0	219	0	38.86
12 - 13	238	222	249	257	252	0	0	243.6	0	38.84
13 - 14	253	228	208	266	276	0	0	246.2	0	38.54
14 - 15	290	303	325	296	342	0	0	311.2	0	37.5
15 - 16	379	417	425	416	438	0	0	415	0	37.54
16 - 17	405	355	373	412	376	0	0	384.2	0	37.96
17 - 18	426	479	469	422	451	0	0	449.4	0	36.16
18 - 19	294	323	330	336	368	0	0	330.2	0	37.46
19 - 20	203	237	210	195	250	0	0	219	0	38.42
20 - 21	162	159	177	179	181	0	0	171.6	0	39.02
21 - 22	102	92	97	151	138	0	0	116	0	39.64
22 - 23	73	80	96	69	101	0	0	83.8	0	39.32
23 - 24	31	27	29	38	53	0	0	35.6	0	40.98
Totals	4233	4298	4444	4479	4630	156	0			
% of Total	19.03%	19.33%	19.98%	20.14%	20.82%	0.7%	0%			

Incoming Weekly Counts
 Knoll Lane TBL facing February 2022

from Tue-Jan-18-2022-11-00-AM to Wed-Feb-23-2022-11-59-AM

	07/02/2022	to	13/02/2022							
	Monday	Tuesday	Wednesday	Thursday	Friday	Saturday	Sunday	Week	Weekend	Week Day 85%
Hour	07/02/2022	08/02/2022	09/02/2022	10/02/2022	11/02/2022	12/02/2022	13/02/2022	Day Avg	Avg	Avg Speed
0 - 1	0	0	0	0	0	0	0	0	0	0
1 - 2	0	0	0	0	0	0	0	0	0	0
2 - 3	0	0	0	0	0	0	0	0	0	0
3 - 4	0	0	0	0	0	0	0	0	0	0
4 - 5	0	0	0	0	0	0	0	0	0	0
5 - 6	0	0	0	0	0	0	0	0	0	0
6 - 7	0	0	0	0	0	0	0	0	0	0
7 - 8	0	0	0	0	0	0	0	0	0	0
8 - 9	0	0	0	0	0	0	0	0	0	0
9 - 10	0	0	0	0	0	0	0	0	0	0
10 - 11	0	0	0	0	0	0	0	0	0	0
11 - 12	0	0	0	0	0	0	0	0	0	0
12 - 13	0	0	0	0	0	0	0	0	0	0
13 - 14	0	0	0	0	0	0	0	0	0	0
14 - 15	0	0	0	0	0	0	0	0	0	0
15 - 16	0	0	0	0	0	0	0	0	0	0
16 - 17	0	0	0	0	0	0	0	0	0	0
17 - 18	0	0	0	0	0	0	0	0	0	0
18 - 19	0	0	0	0	0	0	0	0	0	0
19 - 20	0	0	0	0	0	0	0	0	0	0
20 - 21	0	0	0	0	0	0	0	0	0	0
21 - 22	0	0	0	0	0	0	0	0	0	0
22 - 23	0	0	0	0	0	0	0	0	0	0
23 - 24	0	0	0	0	0	0	0	0	0	0
Totals	0	0	0	0	0	0	0			
% of Total	0%	0%	0%	0%	0%	0%	0%			

	14/02/2022	to	20/02/2022							
	Monday	Tuesday	Wednesday	Thursday	Friday	Saturday	Sunday	Week	Weekend	Week Day 85%
Hour	14/02/2022	15/02/2022	16/02/2022	17/02/2022	18/02/2022	19/02/2022	20/02/2022	Day Avg	Avg	Avg Speed
0 - 1	0	0	0	0	0	0	0	0	0	0
1 - 2	0	0	0	0	0	0	0	0	0	0
2 - 3	0	0	0	0	0	0	0	0	0	0
3 - 4	0	0	0	0	0	0	0	0	0	0
4 - 5	0	0	0	0	0	0	0	0	0	0
5 - 6	0	0	0	0	0	0	0	0	0	0
6 - 7	0	0	0	0	0	0	0	0	0	0
7 - 8	0	0	0	0	0	0	0	0	0	0
8 - 9	0	0	0	0	0	0	0	0	0	0
9 - 10	0	0	0	0	0	0	0	0	0	0
10 - 11	0	0	0	0	0	0	0	0	0	0
11 - 12	0	0	0	0	0	0	0	0	0	0
12 - 13	0	0	0	0	0	0	0	0	0	0
13 - 14	0	0	0	0	0	0	0	0	0	0
14 - 15	0	0	0	0	0	0	0	0	0	0
15 - 16	0	0	0	0	0	0	0	0	0	0
16 - 17	0	0	0	0	0	0	0	0	0	0
17 - 18	0	0	0	0	0	0	0	0	0	0
18 - 19	0	0	0	0	0	0	0	0	0	0
19 - 20	0	0	0	0	0	0	0	0	0	0
20 - 21	0	0	0	0	0	0	0	0	0	0
21 - 22	0	0	0	0	0	0	0	0	0	0
22 - 23	0	0	0	0	0	0	0	0	0	0
23 - 24	0	0	0	0	0	0	0	0	0	0
Totals	0	0	0	0	0	0	0			
% of Total	0%	0%	0%	0%	0%	0%	0%			

Incoming Weekly Counts
 Knoll Lane TBL facing February 2022

from Tue-Jan-18-2022-11-00-AM to Wed-Feb-23-2022-11-59-AM

	21/02/2022	to	27/02/2022							
	Monday	Tuesday	Wednesday	Thursday	Friday	Saturday	Sunday	Week	Weekend	Week Day 85%
Hour	21/02/2022	22/02/2022	23/02/2022	24/02/2022	25/02/2022	26/02/2022	27/02/2022	Day Avg	Avg	Avg Speed
0 - 1	0	0	0	*	*	*	*	0	0	0
1 - 2	0	0	0	*	*	*	*	0	0	0
2 - 3	0	0	0	*	*	*	*	0	0	0
3 - 4	0	0	0	*	*	*	*	0	0	0
4 - 5	0	0	0	*	*	*	*	0	0	0
5 - 6	0	0	0	*	*	*	*	0	0	0
6 - 7	0	0	0	*	*	*	*	0	0	0
7 - 8	0	0	0	*	*	*	*	0	0	0
8 - 9	0	0	0	*	*	*	*	0	0	0
9 - 10	0	0	0	*	*	*	*	0	0	0
10 - 11	0	0	0	*	*	*	*	0	0	0
11 - 12	0	0	0	*	*	*	*	0	0	0
12 - 13	0	0	*	*	*	*	*	0	0	0
13 - 14	0	0	*	*	*	*	*	0	0	0
14 - 15	0	0	*	*	*	*	*	0	0	0
15 - 16	0	0	*	*	*	*	*	0	0	0
16 - 17	0	0	*	*	*	*	*	0	0	0
17 - 18	0	0	*	*	*	*	*	0	0	0
18 - 19	0	0	*	*	*	*	*	0	0	0
19 - 20	0	0	*	*	*	*	*	0	0	0
20 - 21	0	0	*	*	*	*	*	0	0	0
21 - 22	0	0	*	*	*	*	*	0	0	0
22 - 23	0	0	*	*	*	*	*	0	0	0
23 - 24	0	0	*	*	*	*	*	0	0	0
Totals	0	0	0	0	0	0	0			
% of Total	0%	0%	0%	0%	0%	0%	0%			

Incoming Monthly Counts

Knoll Lane TBL facing February 2022

from Tue-Jan-18-2022-11-00-AM to Wed-Feb-23-2022-11-59-AM

Hour	Jan 2022							Week Day Avg	Weekend Avg	Week Day 85% Avg Speed
	Monday	Tuesday	Wednesday	Thursday	Friday	Saturday	Sunday			
0 - 1	22	22	35	50	55	56	71	36.8	63.5	41.3
1 - 2	14	9	21	14	23	34	45	16.2	39.5	42.34
2 - 3	12	13	15	12	15	26	35	13.4	30.5	42
3 - 4	7	9	9	22	15	20	22	12.4	21	43.5
4 - 5	21	14	24	27	24	27	24	22	25.5	40.68
5 - 6	61	22	49	57	46	29	33	47	31	41.62
6 - 7	143	82	161	163	163	64	36	142.4	50	40.56
7 - 8	421	209	419	415	380	125	60	368.8	92.5	39.12
8 - 9	659	348	707	638	606	252	134	591.6	193	38.4
9 - 10	483	243	439	517	647	418	246	465.8	332	38.68
10 - 11	417	188	411	396	394	526	361	361.2	443.5	38.66
11 - 12	428	318	420	467	481	552	563	422.8	557.5	38.98
12 - 13	489	496	486	499	538	632	561	501.6	596.5	38.42
13 - 14	501	495	504	514	600	641	517	522.8	579	38.6
14 - 15	601	619	638	647	690	605	522	639	563.5	38.22
15 - 16	812	825	872	823	885	588	521	843.4	554.5	37.58
16 - 17	784	823	785	741	823	565	488	791.2	526.5	37.72
17 - 18	896	861	962	852	837	602	425	881.6	513.5	36.06
18 - 19	597	669	682	684	654	467	374	657.2	420.5	37.26
19 - 20	416	457	455	442	488	379	306	451.6	342.5	38.86
20 - 21	309	318	382	352	358	246	232	343.8	239	39.04
21 - 22	215	207	229	291	244	225	166	237.2	195.5	38.88
22 - 23	138	158	181	181	215	193	104	174.6	148.5	39.26
23 - 24	64	61	76	81	122	137	48	80.8	92.5	40.96
Totals	8510	7466	8962	8885	9303	7409	5894			
% of Total	15.08%	13.23%	15.88%	15.75%	16.49%	13.13%	10.44%			

Incoming Monthly Counts

Knoll Lane TBL facing February 2022

from Tue-Jan-18-2022-11-00-AM to Wed-Feb-23-2022-11-59-AM

Hour	Feb 2022							Week Day Avg	Weekend Avg	Week Day 85% Avg Speed
	Monday	Tuesday	Wednesday	Thursday	Friday	Saturday	Sunday			
0 - 1	0	15	18	15	16	43	0	12.8	21.5	43.02
1 - 2	0	7	8	9	12	10	0	7.2	5	42.08
2 - 3	0	6	7	9	6	11	0	5.6	5.5	42.08
3 - 4	0	10	6	9	5	9	0	6	4.5	41.45
4 - 5	0	17	11	14	14	10	0	11.2	5	39.55
5 - 6	0	30	26	28	20	17	0	20.8	8.5	42.1
6 - 7	0	77	83	80	76	35	0	63.2	17.5	41.1
7 - 8	0	233	237	203	206	21	0	175.8	10.5	39.25
8 - 9	0	315	384	336	333	0	0	273.6	0	38.2
9 - 10	0	235	244	295	284	0	0	211.6	0	38.8
10 - 11	0	226	212	216	200	0	0	170.8	0	38.6
11 - 12	0	205	220	228	232	0	0	177	0	38.83
12 - 13	0	222	249	257	252	0	0	196	0	38.75
13 - 14	0	228	208	266	276	0	0	195.6	0	38.3
14 - 15	0	303	325	296	342	0	0	253.2	0	37.1
15 - 16	0	417	425	416	438	0	0	339.2	0	37.33
16 - 17	0	355	373	412	376	0	0	303.2	0	37.92
17 - 18	0	479	469	422	451	0	0	364.2	0	35.85
18 - 19	0	323	330	336	368	0	0	271.4	0	37.22
19 - 20	0	237	210	195	250	0	0	178.4	0	38.17
20 - 21	0	159	177	179	181	0	0	139.2	0	38.88
21 - 22	0	92	97	151	138	0	0	95.6	0	39.67
22 - 23	0	80	96	69	101	0	0	69.2	0	39.6
23 - 24	0	27	29	38	53	0	0	29.4	0	39.97
Totals	0	4298	4444	4479	4630	156	0			
% of Total	0%	23.87%	24.68%	24.87%	25.71%	0.87%	0%			

Incoming Weekly Speeds
Knoll Lane TBL facing February 2022

from Tue-Jan-18-2022-11-00-AM to Wed-Feb-23-2022-11-59-AM

	17/01/2022	to	23/01/2022							
	Monday	Tuesday	Wednesday	Thursday	Friday	Saturday	Sunday	Week	Weekend	Week Day 85%
Hour	17/01/2022	18/01/2022	19/01/2022	20/01/2022	21/01/2022	22/01/2022	23/01/2022	Day Avg	Avg	Avg Speed
0 - 1	*	*	34.53	34.71	35.37	34.16	36.04	34.94	35.03	41.53
1 - 2	*	*	31	40	35.33	33.53	38.88	35.08	36.21	42.77
2 - 3	*	*	33	37.83	33	33	39.4	34.81	37.13	40
3 - 4	*	*	37	32.46	34.14	39.29	34.5	33.84	36.47	41.67
4 - 5	*	*	34.62	34.47	34.36	33.11	35.21	34.49	34.39	41.4
5 - 6	*	*	34.15	35.85	34.63	35	37.44	34.94	36.39	41.67
6 - 7	*	*	35.47	34.12	34.51	34.59	38.35	34.7	36.05	40.4
7 - 8	*	*	32.84	33.64	33.89	33.2	34.91	33.44	33.77	39.1
8 - 9	*	*	32.67	33.25	32.71	34.74	34.12	32.87	34.54	38.8
9 - 10	*	*	32.4	32.84	32.08	33.24	35.21	32.44	34.01	38.33
10 - 11	*	*	32.22	31.17	34.27	32.22	33.14	32.53	32.57	39.07
11 - 12	*	32.57	33.38	32.86	32.89	33.04	32.58	32.95	32.8	39.1
12 - 13	*	32.91	33.21	32.05	33.26	32.46	32.55	32.86	32.5	38.75
13 - 14	*	32.3	32.33	32.64	31.99	32.84	32.75	32.3	32.8	38.48
14 - 15	*	32.93	32.09	31.95	31.96	32.68	32.48	32.22	32.59	38.35
15 - 16	*	32.14	31.32	30.98	31.96	32.01	31.35	31.59	31.71	37.52
16 - 17	*	31.68	31.67	31.72	31.9	32.23	32.25	31.74	32.24	37.88
17 - 18	*	30.56	29.42	29.61	30.32	31.4	31.54	29.96	31.46	35.62
18 - 19	*	31.05	30.86	30.17	30.84	33.83	33.08	30.73	33.5	37.2
19 - 20	*	32.55	32.68	32.13	33.11	33.19	33.15	32.62	33.17	39.22
20 - 21	*	33.07	33.05	32.15	32.51	32.77	33.49	32.71	33.12	39.3
21 - 22	*	32.85	33.24	32.3	31.58	33.88	34.57	32.45	34.17	38.6
22 - 23	*	33.37	33.32	32.98	33.17	33.57	34.04	33.2	33.73	39.8
23 - 24	*	33.53	32.95	33.39	32.45	34.1	33.05	32.98	33.84	39.28
Totals	0	421.6	789.3	795.3	792.4	804	824.1			
% of Total	0%	9.52%	17.83%	17.97%	17.9%	18.16%	18.62%			

Incoming Weekly Speeds
Knoll Lane TBL facing February 2022

from Tue-Jan-18-2022-11-00-AM to Wed-Feb-23-2022-11-59-AM

	24/01/2022	to	30/01/2022							
	Monday	Tuesday	Wednesday	Thursday	Friday	Saturday	Sunday	Week	Weekend	Week Day 85%
Hour	24/01/2022	25/01/2022	26/01/2022	27/01/2022	28/01/2022	29/01/2022	30/01/2022	Day Avg	Avg	Avg Speed
0 - 1	36.29	34.18	33.5	34.5	35.12	33.76	33.64	34.53	33.68	41.64
1 - 2	35	35.44	33.75	39.86	34.57	35.76	37.61	35.36	36.91	42.34
2 - 3	34.5	34.46	32.5	34.5	32.1	37.07	36.6	33.51	36.83	40
3 - 4	39.5	33.67	35.75	37.11	39	34.77	36.25	36.76	35.48	43.5
4 - 5	34.73	33.5	38.88	29.67	32	37.94	32.5	33.42	36	40.76
5 - 6	34.19	34.55	34.09	35.38	33.74	35.76	34.76	34.4	35.26	41.62
6 - 7	34.14	34.24	35.29	35.36	35.23	35.03	34.79	34.86	34.95	40.7
7 - 8	33.19	32.97	33.66	32.17	33.48	34.98	33.56	33.08	34.53	38.98
8 - 9	31.88	32.17	32.22	32.62	32.6	33.73	33.9	32.29	33.79	38.18
9 - 10	32.67	33.09	33.24	31.86	33.09	33.15	35.1	32.81	33.83	38.6
10 - 11	32.24	32.16	32.05	31.91	32.68	33.56	33.52	32.21	33.54	38.4
11 - 12	32.8	31.84	32.52	32.61	32.71	31.94	34	32.53	32.94	38.86
12 - 13	31.07	31.86	31.66	32.42	32.92	33.16	32.55	32.02	32.85	37.78
13 - 14	31.37	32.76	31.9	32.71	32.45	31.83	33.94	32.25	32.76	38.48
14 - 15	31.39	31.6	31.31	31.83	33.14	33.15	33.11	31.88	33.13	37.82
15 - 16	31.95	31.29	32.2	31.77	32.1	32.18	33.64	31.87	32.88	37.4
16 - 17	31.39	31.2	30.7	32.67	31.39	32.11	32.88	31.46	32.46	37.32
17 - 18	29.25	29.44	30.75	30.64	30.32	31.5	31.85	30.07	31.64	36.02
18 - 19	30.71	30.2	31.19	31.35	32.15	32.56	32.37	31.12	32.48	37.04
19 - 20	33.26	31.92	32.43	32.04	32.55	31.88	33.31	32.43	32.54	38.52
20 - 21	33.5	33.15	31.82	32.36	32.55	33.59	34.45	32.62	34	38.72
21 - 22	33.77	31.26	31.83	32.88	32.06	33.13	34.48	32.4	33.7	38.96
22 - 23	33.85	32.37	32	33.09	33.24	33.46	34.87	32.87	33.96	39.24
23 - 24	35.61	32.52	33.18	33.42	34.17	33.69	35.73	33.83	34.24	41.7
Totals	798.3	782	788.6	794.9	795.2	809.9	819.4			
% of Total	14.29%	13.99%	14.11%	14.22%	14.23%	14.49%	14.66%			

Incoming Weekly Speeds
 Knoll Lane TBL facing February 2022

from Tue-Jan-18-2022-11-00-AM to Wed-Feb-23-2022-11-59-AM

	31/01/2022	to	06/02/2022							
	Monday	Tuesday	Wednesday	Thursday	Friday	Saturday	Sunday	Week	Weekend	Week Day 85%
Hour	31/01/2022	01/02/2022	02/02/2022	03/02/2022	04/02/2022	05/02/2022	06/02/2022	Day Avg	Avg	Avg Speed
0 - 1	32	36.13	35.89	34.2	32.44	35.3	0	34.18	35.3	42.08
1 - 2	33.78	33	36.38	36	36.33	34.1	0	35.24	34.1	41.66
2 - 3	37.83	30.67	41.29	36.56	35.33	31.64	0	36.5	31.64	42.66
3 - 4	33.67	34.6	33.67	37.11	35	35.89	0	35.09	35.89	42.16
4 - 5	35	34.24	34.36	29.14	32	36.1	0	32.82	36.1	39.98
5 - 6	33.1	33.23	35.08	36.39	34.75	33.12	0	34.46	33.12	41.56
6 - 7	34.79	34.83	33.57	34.24	34.8	34.54	0	34.43	34.54	41.06
7 - 8	33.87	33.48	33.7	33.67	34.32	34.43	0	33.8	34.43	39.36
8 - 9	32.84	32.58	32.62	31.36	32.12	0	0	32.31	0	38.24
9 - 10	33.84	32.72	33.02	32.46	33.06	0	0	33.01	0	39
10 - 11	32.9	33.03	32.24	31.96	32.33	0	0	32.5	0	38.78
11 - 12	33.13	33.34	33.64	31.57	32.46	0	0	32.8	0	38.86
12 - 13	33.37	32.16	33.46	32.11	33.73	0	0	32.98	0	38.84
13 - 14	33.21	32.92	33.02	31.86	31.77	0	0	32.51	0	38.54
14 - 15	32.83	32.43	27.67	32.23	32.26	0	0	31.43	0	37.5
15 - 16	32.37	31.92	29.5	31.79	31.97	0	0	31.49	0	37.54
16 - 17	32.17	32.17	31.92	30.83	31.92	0	0	31.79	0	37.96
17 - 18	30.92	30.18	29.45	29.84	30.14	0	0	30.09	0	36.16
18 - 19	31.53	31.29	31.62	30.9	30.31	0	0	31.1	0	37.46
19 - 20	33.39	31.88	32.14	32.64	30.95	0	0	32.13	0	38.42
20 - 21	33.65	32.95	33.46	32.01	32.46	0	0	32.89	0	39.02
21 - 22	33.12	34.55	32.95	32.47	32.16	0	0	32.92	0	39.64
22 - 23	32.07	33.58	32.06	33.13	32.9	0	0	32.73	0	39.32
23 - 24	35.19	31.81	33.07	33.32	34.62	0	0	33.76	0	40.98
Totals	800.6	789.6	795.8	787.8	790.1	275	0			
% of Total	18.89%	18.63%	18.77%	18.59%	18.64%	6.49%	0%			

Incoming Weekly Speeds
 Knoll Lane TBL facing February 2022

from Tue-Jan-18-2022-11-00-AM to Wed-Feb-23-2022-11-59-AM

	07/02/2022	to	13/02/2022							
	Monday	Tuesday	Wednesday	Thursday	Friday	Saturday	Sunday	Week	Weekend	Week Day 85%
Hour	07/02/2022	08/02/2022	09/02/2022	10/02/2022	11/02/2022	12/02/2022	13/02/2022	Day Avg	Avg	Avg Speed
0 - 1	0	0	0	0	0	0	0	0	0	0
1 - 2	0	0	0	0	0	0	0	0	0	0
2 - 3	0	0	0	0	0	0	0	0	0	0
3 - 4	0	0	0	0	0	0	0	0	0	0
4 - 5	0	0	0	0	0	0	0	0	0	0
5 - 6	0	0	0	0	0	0	0	0	0	0
6 - 7	0	0	0	0	0	0	0	0	0	0
7 - 8	0	0	0	0	0	0	0	0	0	0
8 - 9	0	0	0	0	0	0	0	0	0	0
9 - 10	0	0	0	0	0	0	0	0	0	0
10 - 11	0	0	0	0	0	0	0	0	0	0
11 - 12	0	0	0	0	0	0	0	0	0	0
12 - 13	0	0	0	0	0	0	0	0	0	0
13 - 14	0	0	0	0	0	0	0	0	0	0
14 - 15	0	0	0	0	0	0	0	0	0	0
15 - 16	0	0	0	0	0	0	0	0	0	0
16 - 17	0	0	0	0	0	0	0	0	0	0
17 - 18	0	0	0	0	0	0	0	0	0	0
18 - 19	0	0	0	0	0	0	0	0	0	0
19 - 20	0	0	0	0	0	0	0	0	0	0
20 - 21	0	0	0	0	0	0	0	0	0	0
21 - 22	0	0	0	0	0	0	0	0	0	0
22 - 23	0	0	0	0	0	0	0	0	0	0
23 - 24	0	0	0	0	0	0	0	0	0	0
Totals	0	0	0	0	0	0	0			
% of Total	0%	0%	0%	0%	0%	0%	0%			

	14/02/2022	to	20/02/2022							
	Monday	Tuesday	Wednesday	Thursday	Friday	Saturday	Sunday	Week	Weekend	Week Day 85%
Hour	14/02/2022	15/02/2022	16/02/2022	17/02/2022	18/02/2022	19/02/2022	20/02/2022	Day Avg	Avg	Avg Speed
0 - 1	0	0	0	0	0	0	0	0	0	0
1 - 2	0	0	0	0	0	0	0	0	0	0
2 - 3	0	0	0	0	0	0	0	0	0	0
3 - 4	0	0	0	0	0	0	0	0	0	0
4 - 5	0	0	0	0	0	0	0	0	0	0
5 - 6	0	0	0	0	0	0	0	0	0	0
6 - 7	0	0	0	0	0	0	0	0	0	0
7 - 8	0	0	0	0	0	0	0	0	0	0
8 - 9	0	0	0	0	0	0	0	0	0	0
9 - 10	0	0	0	0	0	0	0	0	0	0
10 - 11	0	0	0	0	0	0	0	0	0	0
11 - 12	0	0	0	0	0	0	0	0	0	0
12 - 13	0	0	0	0	0	0	0	0	0	0
13 - 14	0	0	0	0	0	0	0	0	0	0
14 - 15	0	0	0	0	0	0	0	0	0	0
15 - 16	0	0	0	0	0	0	0	0	0	0
16 - 17	0	0	0	0	0	0	0	0	0	0
17 - 18	0	0	0	0	0	0	0	0	0	0
18 - 19	0	0	0	0	0	0	0	0	0	0
19 - 20	0	0	0	0	0	0	0	0	0	0
20 - 21	0	0	0	0	0	0	0	0	0	0
21 - 22	0	0	0	0	0	0	0	0	0	0
22 - 23	0	0	0	0	0	0	0	0	0	0
23 - 24	0	0	0	0	0	0	0	0	0	0
Totals	0	0	0	0	0	0	0			
% of Total	0%	0%	0%	0%	0%	0%	0%			

Incoming Weekly Speeds
 Knoll Lane TBL facing February 2022

from Tue-Jan-18-2022-11-00-AM to Wed-Feb-23-2022-11-59-AM

	21/02/2022	to	27/02/2022							
	Monday	Tuesday	Wednesday	Thursday	Friday	Saturday	Sunday	Week	Weekend	Week Day 85%
Hour	21/02/2022	22/02/2022	23/02/2022	24/02/2022	25/02/2022	26/02/2022	27/02/2022	Day Avg	Avg	Avg Speed
0 - 1	0	0	0	*	*	*	*	*	*	0
1 - 2	0	0	0	*	*	*	*	*	*	0
2 - 3	0	0	0	*	*	*	*	*	*	0
3 - 4	0	0	0	*	*	*	*	*	*	0
4 - 5	0	0	0	*	*	*	*	*	*	0
5 - 6	0	0	0	*	*	*	*	*	*	0
6 - 7	0	0	0	*	*	*	*	*	*	0
7 - 8	0	0	0	*	*	*	*	*	*	0
8 - 9	0	0	0	*	*	*	*	*	*	0
9 - 10	0	0	0	*	*	*	*	*	*	0
10 - 11	0	0	0	*	*	*	*	*	*	0
11 - 12	0	0	0	*	*	*	*	*	*	0
12 - 13	0	0	*	*	*	*	*	*	*	0
13 - 14	0	0	*	*	*	*	*	*	*	0
14 - 15	0	0	*	*	*	*	*	*	*	0
15 - 16	0	0	*	*	*	*	*	*	*	0
16 - 17	0	0	*	*	*	*	*	*	*	0
17 - 18	0	0	*	*	*	*	*	*	*	0
18 - 19	0	0	*	*	*	*	*	*	*	0
19 - 20	0	0	*	*	*	*	*	*	*	0
20 - 21	0	0	*	*	*	*	*	*	*	0
21 - 22	0	0	*	*	*	*	*	*	*	0
22 - 23	0	0	*	*	*	*	*	*	*	0
23 - 24	0	0	*	*	*	*	*	*	*	0
Totals	0	0	0	0	0	0	0			
% of Total	0%	0%	0%	0%	0%	0%	0%			

Incoming Monthly Speeds
 Knoll Lane TBL facing February 2022

from Tue-Jan-18-2022-11-00-AM to Wed-Feb-23-2022-11-59-AM

Hour	Jan 2022							Week Day Avg	Weekend Avg	Week Day 85% Avg Speed
	Monday	Tuesday	Wednesday	Thursday	Friday	Saturday	Sunday			
0 - 1	33.36	34.18	34	34.6	35.25	33.98	34.55	34.48	34.3	41.3
1 - 2	34.21	35.44	32.57	39.93	34.87	34.65	38.09	35.1	36.61	42.34
2 - 3	36.17	34.46	32.67	36.17	32.4	35.35	38.2	34.21	36.98	42
3 - 4	37	33.67	36.44	34.36	36.73	36.35	35.45	35.44	35.88	43.5
4 - 5	34.86	33.5	36.04	32.33	33.38	36.33	34.08	34	35.27	40.68
5 - 6	33.67	34.55	34.12	35.65	34.26	35.45	36.06	34.44	35.77	41.62
6 - 7	34.47	34.24	35.38	34.77	34.82	34.84	36.47	34.8	35.43	40.56
7 - 8	33.53	32.97	33.25	32.87	33.69	34.04	34.3	33.29	34.12	39.12
8 - 9	32.38	32.17	32.44	32.94	32.66	34.27	34.01	32.55	34.18	38.4
9 - 10	33.29	33.09	32.82	32.37	32.67	33.19	35.16	32.8	33.92	38.68
10 - 11	32.58	32.16	32.14	31.55	33.44	32.85	33.33	32.39	33.05	38.66
11 - 12	32.96	32.14	32.92	32.73	32.8	32.44	33.29	32.74	32.87	38.98
12 - 13	32.19	32.36	32.49	32.23	33.08	32.78	32.55	32.48	32.67	38.42
13 - 14	32.3	32.52	32.12	32.68	32.22	32.32	33.35	32.36	32.78	38.6
14 - 15	32.08	32.26	31.72	31.89	32.53	32.92	32.81	32.1	32.87	38.22
15 - 16	32.15	31.69	31.76	31.35	32.03	32.1	32.55	31.8	32.31	37.58
16 - 17	31.79	31.45	31.18	32.2	31.65	32.17	32.57	31.65	32.35	37.72
17 - 18	30.05	30.03	30.05	30.11	30.32	31.45	31.69	30.11	31.55	36.06
18 - 19	31.12	30.61	31.02	30.79	31.5	33.12	32.68	31	32.93	37.26
19 - 20	33.32	32.23	32.55	32.08	32.81	32.54	33.23	32.59	32.85	38.86
20 - 21	33.58	33.11	32.46	32.27	32.53	33.15	33.92	32.76	33.53	39.04
21 - 22	33.46	32.1	32.47	32.59	31.82	33.48	34.52	32.48	33.92	38.88
22 - 23	32.91	32.82	32.66	33.03	33.2	33.51	34.47	32.94	33.85	39.26
23 - 24	35.41	33.08	33.07	33.41	33.3	33.89	34.5	33.58	34.05	40.96

Incoming Monthly Speeds
 Knoll Lane TBL facing February 2022

from Tue-Jan-18-2022-11-00-AM to Wed-Feb-23-2022-11-59-AM

Hour	Feb 2022							Week Day Avg	Weekend Avg	Week Day 85% Avg Speed
	Monday	Tuesday	Wednesday	Thursday	Friday	Saturday	Sunday			
0 - 1	0	36.13	35.89	34.2	32.44	35.3	0	34.69	35.3	43.02
1 - 2	0	33	36.38	36	36.33	34.1	0	35.61	34.1	42.08
2 - 3	0	30.67	41.29	36.56	35.33	31.64	0	36.21	31.64	42.08
3 - 4	0	34.6	33.67	37.11	35	35.89	0	35.23	35.89	41.45
4 - 5	0	34.24	34.36	29.14	32	36.1	0	32.43	36.1	39.55
5 - 6	0	33.23	35.08	36.39	34.75	33.12	0	34.84	33.12	42.1
6 - 7	0	34.83	33.57	34.24	34.8	34.54	0	34.34	34.54	41.1
7 - 8	0	33.48	33.7	33.67	34.32	34.43	0	33.78	34.43	39.25
8 - 9	0	32.58	32.62	31.36	32.12	0	0	32.18	0	38.2
9 - 10	0	32.72	33.02	32.46	33.06	0	0	32.81	0	38.8
10 - 11	0	33.03	32.24	31.96	32.33	0	0	32.4	0	38.6
11 - 12	0	33.34	33.64	31.57	32.46	0	0	32.73	0	38.83
12 - 13	0	32.16	33.46	32.11	33.73	0	0	32.88	0	38.75
13 - 14	0	32.92	33.02	31.86	31.77	0	0	32.33	0	38.3
14 - 15	0	32.43	27.67	32.23	32.26	0	0	31.11	0	37.1
15 - 16	0	31.92	29.5	31.79	31.97	0	0	31.3	0	37.33
16 - 17	0	32.17	31.92	30.83	31.92	0	0	31.68	0	37.92
17 - 18	0	30.18	29.45	29.84	30.14	0	0	29.9	0	35.85
18 - 19	0	31.29	31.62	30.9	30.31	0	0	31.01	0	37.22
19 - 20	0	31.88	32.14	32.64	30.95	0	0	31.85	0	38.17
20 - 21	0	32.95	33.46	32.01	32.46	0	0	32.71	0	38.88
21 - 22	0	34.55	32.95	32.47	32.16	0	0	32.88	0	39.67
22 - 23	0	33.58	32.06	33.13	32.9	0	0	32.87	0	39.6
23 - 24	0	31.81	33.07	33.32	34.62	0	0	33.46	0	39.97

Incoming Weekly EightyFifthSpeeds
Knoll Lane TBL facing February 2022

from Tue-Jan-18-2022-11-00-AM to Wed-Feb-23-2022-11-59-AM

	17/01/2022	to	23/01/2022							
	Monday	Tuesday	Wednesday	Thursday	Friday	Saturday	Sunday	Week	Weekend	Week Day 85%
Hour	17/01/2022	18/01/2022	19/01/2022	20/01/2022	21/01/2022	22/01/2022	23/01/2022	Day Avg	Avg	Avg Speed
0 - 1	*	*	40	41.7	42.9	39.1	42.5	41.53	40.8	41.53
1 - 2	*	*	38.3	45	45	41.7	45	42.77	43.35	42.77
2 - 3	*	*	40	45	35	40	48.3	40	44.15	40
3 - 4	*	*	42.5	40	42.5	43.8	42.5	41.67	43.15	41.67
4 - 5	*	*	41.7	43.3	39.2	42.5	43.3	41.4	42.9	41.4
5 - 6	*	*	40	45	40	42.5	43.8	41.67	43.15	41.67
6 - 7	*	*	41.9	39.6	39.7	40	45	40.4	42.5	40.4
7 - 8	*	*	38.7	38.9	39.7	40.6	42	39.1	41.3	39.1
8 - 9	*	*	38.7	39.1	38.6	40.3	39.7	38.8	40	38.8
9 - 10	*	*	38.5	38.5	38	39.2	42.5	38.33	40.85	38.33
10 - 11	*	*	38.6	37.9	40.7	38.6	38.7	39.07	38.65	39.07
11 - 12	*	38	39.4	39.4	39.6	38.9	38.7	39.1	38.8	39.1
12 - 13	*	38.6	39	38.5	38.9	38.6	38.7	38.75	38.65	38.75
13 - 14	*	39	38.2	38.7	38	38.9	38.5	38.48	38.7	38.48
14 - 15	*	39.1	38.4	37.7	38.2	38.4	39.3	38.35	38.85	38.35
15 - 16	*	37.9	37.2	37.3	37.7	39	38.1	37.52	38.55	37.52
16 - 17	*	38.2	37.7	37.7	37.9	38.2	38.3	37.88	38.25	37.88
17 - 18	*	36.4	35	35	36.1	37.7	38.5	35.62	38.1	35.62
18 - 19	*	37.7	36.6	37	37.5	39.2	39.7	37.2	39.45	37.2
19 - 20	*	38.8	39.6	39.2	39.3	39	39.4	39.22	39.2	39.22
20 - 21	*	39.2	39.2	39.5	39.3	39.4	39.2	39.3	39.3	39.3
21 - 22	*	39	38.8	38.7	37.9	40.4	42.5	38.6	41.45	38.6
22 - 23	*	41	39.6	38.6	40	40	41	39.8	40.5	39.8
23 - 24	*	39.4	38.3	39.4	40	40	43.3	39.28	41.65	39.28
Totals	0	502.3	935.9	950.7	941.7	956	988.5			
% of Total	0%	9.52%	17.74%	18.02%	17.85%	18.12%	18.74%			

Incoming Weekly EightyFifthSpeeds
 Knoll Lane TBL facing February 2022

from Tue-Jan-18-2022-11-00-AM to Wed-Feb-23-2022-11-59-AM

	24/01/2022	to	30/01/2022							
	Monday	Tuesday	Wednesday	Thursday	Friday	Saturday	Sunday	Week	Weekend	Week Day 85%
Hour	24/01/2022	25/01/2022	26/01/2022	27/01/2022	28/01/2022	29/01/2022	30/01/2022	Day Avg	Avg	Avg Speed
0 - 1	42.5	41.7	39	42.5	42.5	39.4	39.5	41.64	39.45	41.64
1 - 2	40	45	40	45	41.7	40	44.5	42.34	42.25	42.34
2 - 3	40	40	40	42.5	37.5	45	41.7	40	43.35	40
3 - 4	40	40	40	47.5	50	43	43	43.5	43	43.5
4 - 5	42.5	39	50	34	38.3	47.5	37.5	40.76	42.5	40.76
5 - 6	41.2	45	40	39.4	42.5	41.7	41.7	41.62	41.7	41.62
6 - 7	39.1	41.2	41.2	40.8	41.2	40.8	40	40.7	40.4	40.7
7 - 8	38.9	38.8	39.1	38.6	39.5	40.7	39.3	38.98	40	38.98
8 - 9	37.5	38.1	38.7	38	38.6	39.4	39.7	38.18	39.55	38.18
9 - 10	38.7	38.7	39	37.9	38.7	38.9	41.9	38.6	40.4	38.6
10 - 11	38.7	38	38.3	38.3	38.7	39.2	39.1	38.4	39.15	38.4
11 - 12	39.5	38.6	38.6	38.7	38.9	37.9	40.4	38.86	39.15	38.86
12 - 13	36.9	37.4	38	38	38.6	39.1	38.9	37.78	39	37.78
13 - 14	37.9	38.6	38.6	38.5	38.8	38	39.6	38.48	38.8	38.48
14 - 15	37.9	37.9	37.2	37.3	38.8	38.8	38.9	37.82	38.85	37.82
15 - 16	37.6	36.3	37.8	37.5	37.8	37.7	39.2	37.4	38.45	37.4
16 - 17	37.5	36	37.3	38.2	37.6	38.3	39.3	37.32	38.8	37.32
17 - 18	34.7	35.8	36.8	36.7	36.1	37.9	37.9	36.02	37.9	36.02
18 - 19	37.2	36.6	36.6	36.6	38.2	38.8	39.1	37.04	38.95	37.04
19 - 20	38.4	37.9	38.9	38.4	39	38.9	39.2	38.52	39.05	38.52
20 - 21	39.5	39	38.1	38.5	38.5	39.7	40	38.72	39.85	38.72
21 - 22	39.8	37.9	39.2	39.1	38.8	39.6	39.6	38.96	39.6	38.96
22 - 23	40	39	38.4	39.5	39.3	38.7	40	39.24	39.35	39.24
23 - 24	45	41	41.7	41	39.8	39.5	44	41.7	41.75	41.7
Totals	941	937.5	942.5	942.5	949.4	958.5	964			
% of Total	14.18%	14.13%	14.2%	14.2%	14.31%	14.45%	14.53%			

Incoming Weekly EightyFifthSpeeds
 Knoll Lane TBL facing February 2022

from Tue-Jan-18-2022-11-00-AM to Wed-Feb-23-2022-11-59-AM

	31/01/2022	to	06/02/2022							
	Monday	Tuesday	Wednesday	Thursday	Friday	Saturday	Sunday	Week	Weekend	Week Day 85%
Hour	31/01/2022	01/02/2022	02/02/2022	03/02/2022	04/02/2022	05/02/2022	06/02/2022	Day Avg	Avg	Avg Speed
0 - 1	38.3	43.8	42.5	43.3	42.5	43.3	0	42.08	43.3	42.08
1 - 2	40	37.5	43.3	45	42.5	38.8	0	41.66	38.8	41.66
2 - 3	45	37.5	45	43.3	42.5	38.3	0	42.66	38.3	42.66
3 - 4	45	40	40	43.3	42.5	40	0	42.16	40	42.16
4 - 5	41.7	40	39	37.5	41.7	42.5	0	39.98	42.5	39.98
5 - 6	39.4	39.2	40	47.5	41.7	38.8	0	41.56	38.8	41.56
6 - 7	40.9	40.6	41.2	40.6	42	41	0	41.06	41	41.06
7 - 8	39.8	38.8	39.2	39.2	39.8	40	0	39.36	40	39.36
8 - 9	38.4	38.4	38.4	37.8	38.2	0	0	38.24	0	38.24
9 - 10	39.8	39.1	39.1	38	39	0	0	39	0	39
10 - 11	39.5	38.8	38.9	38.8	37.9	0	0	38.78	0	38.78
11 - 12	39	39.6	39.8	37.5	38.4	0	0	38.86	0	38.86
12 - 13	39.2	38.2	39.4	38.5	38.9	0	0	38.84	0	38.84
13 - 14	39.5	38.5	39.4	37.8	37.5	0	0	38.54	0	38.54
14 - 15	39.1	38.6	33.8	38	38	0	0	37.5	0	37.5
15 - 16	38.4	38	35.4	38.1	37.8	0	0	37.54	0	37.54
16 - 17	38.1	38.5	38.2	36.4	38.6	0	0	37.96	0	37.96
17 - 18	37.4	36.2	35.2	35.8	36.2	0	0	36.16	0	36.16
18 - 19	38.4	37.5	37.4	37.6	36.4	0	0	37.46	0	37.46
19 - 20	39.4	38.4	38.7	38.8	36.8	0	0	38.42	0	38.42
20 - 21	39.6	38.7	39.6	38.1	39.1	0	0	39.02	0	39.02
21 - 22	39.5	41.2	40	38.7	38.8	0	0	39.64	0	39.64
22 - 23	38.2	39.4	39	40	40	0	0	39.32	0	39.32
23 - 24	45	37.5	40	39.1	43.3	0	0	40.98	0	40.98
Totals	958.6	934	942.5	948.7	950.1	322.7	0			
% of Total	18.96%	18.47%	18.64%	18.76%	18.79%	6.38%	0%			

	07/02/2022	to	13/02/2022							
	Monday	Tuesday	Wednesday	Thursday	Friday	Saturday	Sunday	Week	Weekend	Week Day 85%
Hour	07/02/2022	08/02/2022	09/02/2022	10/02/2022	11/02/2022	12/02/2022	13/02/2022	Day Avg	Avg	Avg Speed
0 - 1	0	0	0	0	0	0	0	0	0	0
1 - 2	0	0	0	0	0	0	0	0	0	0
2 - 3	0	0	0	0	0	0	0	0	0	0
3 - 4	0	0	0	0	0	0	0	0	0	0
4 - 5	0	0	0	0	0	0	0	0	0	0
5 - 6	0	0	0	0	0	0	0	0	0	0
6 - 7	0	0	0	0	0	0	0	0	0	0
7 - 8	0	0	0	0	0	0	0	0	0	0
8 - 9	0	0	0	0	0	0	0	0	0	0
9 - 10	0	0	0	0	0	0	0	0	0	0
10 - 11	0	0	0	0	0	0	0	0	0	0
11 - 12	0	0	0	0	0	0	0	0	0	0
12 - 13	0	0	0	0	0	0	0	0	0	0
13 - 14	0	0	0	0	0	0	0	0	0	0
14 - 15	0	0	0	0	0	0	0	0	0	0
15 - 16	0	0	0	0	0	0	0	0	0	0
16 - 17	0	0	0	0	0	0	0	0	0	0
17 - 18	0	0	0	0	0	0	0	0	0	0
18 - 19	0	0	0	0	0	0	0	0	0	0
19 - 20	0	0	0	0	0	0	0	0	0	0
20 - 21	0	0	0	0	0	0	0	0	0	0
21 - 22	0	0	0	0	0	0	0	0	0	0
22 - 23	0	0	0	0	0	0	0	0	0	0
23 - 24	0	0	0	0	0	0	0	0	0	0
Totals	0	0	0	0	0	0	0			
% of Total	0%	0%	0%	0%	0%	0%	0%			

	14/02/2022	to	20/02/2022							
	Monday	Tuesday	Wednesday	Thursday	Friday	Saturday	Sunday	Week	Weekend	Week Day 85%
Hour	14/02/2022	15/02/2022	16/02/2022	17/02/2022	18/02/2022	19/02/2022	20/02/2022	Day Avg	Avg	Avg Speed
0 - 1	0	0	0	0	0	0	0	0	0	0
1 - 2	0	0	0	0	0	0	0	0	0	0
2 - 3	0	0	0	0	0	0	0	0	0	0
3 - 4	0	0	0	0	0	0	0	0	0	0
4 - 5	0	0	0	0	0	0	0	0	0	0
5 - 6	0	0	0	0	0	0	0	0	0	0
6 - 7	0	0	0	0	0	0	0	0	0	0
7 - 8	0	0	0	0	0	0	0	0	0	0
8 - 9	0	0	0	0	0	0	0	0	0	0
9 - 10	0	0	0	0	0	0	0	0	0	0
10 - 11	0	0	0	0	0	0	0	0	0	0
11 - 12	0	0	0	0	0	0	0	0	0	0
12 - 13	0	0	0	0	0	0	0	0	0	0
13 - 14	0	0	0	0	0	0	0	0	0	0
14 - 15	0	0	0	0	0	0	0	0	0	0
15 - 16	0	0	0	0	0	0	0	0	0	0
16 - 17	0	0	0	0	0	0	0	0	0	0
17 - 18	0	0	0	0	0	0	0	0	0	0
18 - 19	0	0	0	0	0	0	0	0	0	0
19 - 20	0	0	0	0	0	0	0	0	0	0
20 - 21	0	0	0	0	0	0	0	0	0	0
21 - 22	0	0	0	0	0	0	0	0	0	0
22 - 23	0	0	0	0	0	0	0	0	0	0
23 - 24	0	0	0	0	0	0	0	0	0	0
Totals	0	0	0	0	0	0	0			
% of Total	0%	0%	0%	0%	0%	0%	0%			

	21/02/2022	to	27/02/2022							
	Monday	Tuesday	Wednesday	Thursday	Friday	Saturday	Sunday	Week	Weekend	Week Day 85%
Hour	21/02/2022	22/02/2022	23/02/2022	24/02/2022	25/02/2022	26/02/2022	27/02/2022	Day Avg	Avg	Avg Speed
0 - 1	0	0	0	*	*	*	*	0	0	0
1 - 2	0	0	0	*	*	*	*	0	0	0
2 - 3	0	0	0	*	*	*	*	0	0	0
3 - 4	0	0	0	*	*	*	*	0	0	0
4 - 5	0	0	0	*	*	*	*	0	0	0
5 - 6	0	0	0	*	*	*	*	0	0	0
6 - 7	0	0	0	*	*	*	*	0	0	0
7 - 8	0	0	0	*	*	*	*	0	0	0
8 - 9	0	0	0	*	*	*	*	0	0	0
9 - 10	0	0	0	*	*	*	*	0	0	0
10 - 11	0	0	0	*	*	*	*	0	0	0
11 - 12	0	0	0	*	*	*	*	0	0	0
12 - 13	0	0	*	*	*	*	*	0	0	0
13 - 14	0	0	*	*	*	*	*	0	0	0
14 - 15	0	0	*	*	*	*	*	0	0	0
15 - 16	0	0	*	*	*	*	*	0	0	0
16 - 17	0	0	*	*	*	*	*	0	0	0
17 - 18	0	0	*	*	*	*	*	0	0	0
18 - 19	0	0	*	*	*	*	*	0	0	0
19 - 20	0	0	*	*	*	*	*	0	0	0
20 - 21	0	0	*	*	*	*	*	0	0	0
21 - 22	0	0	*	*	*	*	*	0	0	0
22 - 23	0	0	*	*	*	*	*	0	0	0
23 - 24	0	0	*	*	*	*	*	0	0	0
Totals	0	0	0	0	0	0	0			
% of Total	0%	0%	0%	0%	0%	0%	0%			

Hour	Jan 2022							Week Day Avg	Weekend Avg	Week Day 85% Avg Speed
	Monday	Tuesday	Wednesday	Thursday	Friday	Saturday	Sunday			
0 - 1	40	41.7	40	42.1	42.7	39.5	40.9	41.3	40.2	41.3
1 - 2	40	45	39.2	45	42.5	42	44.7	42.34	43.35	42.34
2 - 3	45	40	41.7	43.3	40	43.3	45	42	44.15	42
3 - 4	45	40	45	42.5	45	43.3	43.6	43.5	43.45	43.5
4 - 5	43	39	42.5	40	38.9	46.2	40	40.68	43.1	40.68
5 - 6	40	45	40	41.7	41.4	43	42.9	41.62	42.95	41.62
6 - 7	39.8	41.2	41.6	40.2	40	40.6	44.3	40.56	42.45	40.56
7 - 8	39.4	38.8	39	38.8	39.6	40.7	40.6	39.12	40.65	39.12
8 - 9	38	38.1	38.7	38.6	38.6	39.8	39.7	38.4	39.75	38.4
9 - 10	39.4	38.7	38.7	38.2	38.4	39	42.2	38.68	40.6	38.68
10 - 11	39.1	38	38.5	38.2	39.5	38.9	38.9	38.66	38.9	38.66
11 - 12	39.3	38.3	39	39	39.3	38.4	39.4	38.98	38.9	38.98
12 - 13	38.4	38.1	38.6	38.2	38.8	38.9	38.8	38.42	38.85	38.42
13 - 14	38.8	38.8	38.4	38.6	38.4	38.5	39.1	38.6	38.8	38.6
14 - 15	38.6	38.5	38	37.5	38.5	38.6	39.1	38.22	38.85	38.22
15 - 16	38.1	37.2	37.5	37.4	37.7	38.3	38.8	37.58	38.55	37.58
16 - 17	37.8	37.5	37.5	38	37.8	38.2	38.9	37.72	38.55	37.72
17 - 18	36.1	36.1	36	36	36.1	37.8	38.3	36.06	38.05	36.06
18 - 19	37.7	37.2	36.7	36.8	37.9	39	39.4	37.26	39.2	37.26
19 - 20	38.9	38.4	39.2	38.7	39.1	39	39.3	38.86	39.15	38.86
20 - 21	39.6	39.1	38.8	38.9	38.8	39.5	39.6	39.04	39.55	39.04
21 - 22	39.7	38.5	39.1	38.9	38.2	39.9	40.6	38.88	40.25	38.88
22 - 23	38.8	39.7	39.1	39.1	39.6	39.4	40.6	39.26	40	39.26
23 - 24	45	40	40	40	39.8	39.6	43.8	40.96	41.7	40.96

Incoming Monthly EightyFifthSpeeds
 Knoll Lane TBL facing February 2022

from Tue-Jan-18-2022-11-00-AM to Wed-Feb-23-2022-11-59-AM

Hour	Feb 2022							Week Day Avg	Weekend Avg	Week Day 85% Avg Speed
	Monday	Tuesday	Wednesday	Thursday	Friday	Saturday	Sunday			
0 - 1	0	43.8	42.5	43.3	42.5	43.3	0	43.02	43.3	43.02
1 - 2	0	37.5	43.3	45	42.5	38.8	0	42.08	38.8	42.08
2 - 3	0	37.5	45	43.3	42.5	38.3	0	42.08	38.3	42.08
3 - 4	0	40	40	43.3	42.5	40	0	41.45	40	41.45
4 - 5	0	40	39	37.5	41.7	42.5	0	39.55	42.5	39.55
5 - 6	0	39.2	40	47.5	41.7	38.8	0	42.1	38.8	42.1
6 - 7	0	40.6	41.2	40.6	42	41	0	41.1	41	41.1
7 - 8	0	38.8	39.2	39.2	39.8	40	0	39.25	40	39.25
8 - 9	0	38.4	38.4	37.8	38.2	0	0	38.2	0	38.2
9 - 10	0	39.1	39.1	38	39	0	0	38.8	0	38.8
10 - 11	0	38.8	38.9	38.8	37.9	0	0	38.6	0	38.6
11 - 12	0	39.6	39.8	37.5	38.4	0	0	38.83	0	38.83
12 - 13	0	38.2	39.4	38.5	38.9	0	0	38.75	0	38.75
13 - 14	0	38.5	39.4	37.8	37.5	0	0	38.3	0	38.3
14 - 15	0	38.6	33.8	38	38	0	0	37.1	0	37.1
15 - 16	0	38	35.4	38.1	37.8	0	0	37.33	0	37.33
16 - 17	0	38.5	38.2	36.4	38.6	0	0	37.92	0	37.92
17 - 18	0	36.2	35.2	35.8	36.2	0	0	35.85	0	35.85
18 - 19	0	37.5	37.4	37.6	36.4	0	0	37.22	0	37.22
19 - 20	0	38.4	38.7	38.8	36.8	0	0	38.17	0	38.17
20 - 21	0	38.7	39.6	38.1	39.1	0	0	38.88	0	38.88
21 - 22	0	41.2	40	38.7	38.8	0	0	39.67	0	39.67
22 - 23	0	39.4	39	40	40	0	0	39.6	0	39.6
23 - 24	0	37.5	40	39.1	43.3	0	0	39.97	0	39.97

Starting Hour	Count	Average Speed of all Traffic	Violator Counts	Average Speed of Violators
00:00:00	0	N/A	N/A	N/A
01:00:00	0	N/A	N/A	N/A
02:00:00	0	N/A	N/A	N/A
03:00:00	0	N/A	N/A	N/A
04:00:00	0	N/A	N/A	N/A
05:00:00	0	N/A	N/A	N/A
06:00:00	0	N/A	N/A	N/A
07:00:00	0	N/A	N/A	N/A
08:00:00	0	N/A	N/A	N/A
09:00:00	0	N/A	N/A	N/A
10:00:00	0	N/A	N/A	N/A
11:00:00	120	8.1	32	38.6
12:00:00	224	7.9	66	39.2
13:00:00	262	7.5	87	39.6
14:00:00	289	7.1	107	39.7
15:00:00	410	4.7	101	39.1
16:00:00	402	5.3	116	39.3
17:00:00	458	4.7	94	39.1
18:00:00	336	6.1	75	39.3
19:00:00	241	8.2	71	39.7
20:00:00	165	12.2	58	40.3
21:00:00	112	12.5	39	39.2
22:00:00	76	17.0	26	39.6
23:00:00	36	25.8	16	40.9
00:00:00	19	26.6	9	40.3
01:00:00	10	28.8	3	37.5
02:00:00	5	33.5	2	40.0
03:00:00	5	37.5	3	40.8
04:00:00	15	30.2	6	39.2
05:00:00	25	28.7	11	39.8
06:00:00	77	16.3	43	39.8
07:00:00	193	8.5	61	39.1
08:00:00	360	5.6	120	39.3
09:00:00	228	7.8	72	38.8
10:00:00	203	9.0	61	39.5
11:00:00	188	9.5	72	39.2
12:00:00	261	7.3	91	39.1
13:00:00	249	7.3	84	38.9
14:00:00	322	6.0	92	38.8
15:00:00	448	4.5	106	39.2
16:00:00	377	5.3	101	39.1
17:00:00	514	3.8	70	38.8
18:00:00	374	4.9	70	38.6
19:00:00	240	9.0	79	40.3
20:00:00	197	9.8	73	39.6
21:00:00	109	13.5	35	39.4
22:00:00	96	14.2	27	40.5
23:00:00	38	22.2	12	40.0
00:00:00	22	22.0	9	39.7
01:00:00	9	37.8	8	43.8
02:00:00	7	37.5	3	45.8

Starting Hour	Count	Average Speed of all Traffic	Violator Counts	Average Speed of Violators
03:00:00	11	30.0	5	39.5
04:00:00	15	29.5	7	41.1
05:00:00	28	28.0	16	40.9
06:00:00	77	16.3	33	39.2
07:00:00	173	10.2	62	39.0
08:00:00	331	5.8	134	38.9
09:00:00	270	6.3	86	39.0
10:00:00	196	9.6	55	39.6
11:00:00	209	8.7	66	39.5
12:00:00	252	7.8	80	39.4
13:00:00	252	7.5	73	39.6
14:00:00	310	5.6	89	38.5
15:00:00	450	4.3	101	38.4
16:00:00	375	5.2	96	39.4
17:00:00	425	4.7	71	38.8
18:00:00	330	5.9	69	38.7
19:00:00	246	8.1	67	40.1
20:00:00	162	11.7	52	40.2
21:00:00	148	11.1	48	38.8
22:00:00	93	14.7	32	39.1
23:00:00	39	25.9	14	40.0
00:00:00	30	26.8	17	39.6
01:00:00	9	36.4	4	45.0
02:00:00	7	34.6	2	42.5
03:00:00	6	35.8	3	40.8
04:00:00	13	26.9	7	38.9
05:00:00	26	26.3	13	39.4
06:00:00	83	15.5	38	39.1
07:00:00	176	9.8	62	39.3
08:00:00	320	5.8	113	39.1
09:00:00	282	6.0	76	38.9
10:00:00	178	11.2	75	39.8
11:00:00	237	8.5	95	39.5
12:00:00	259	7.8	89	39.5
13:00:00	298	6.0	83	38.8
14:00:00	349	5.8	89	39.5
15:00:00	445	4.9	105	39.6
16:00:00	414	4.9	106	39.3
17:00:00	409	4.7	86	39.0
18:00:00	348	6.3	69	39.8
19:00:00	234	8.0	79	40.0
20:00:00	175	11.2	59	40.2
21:00:00	123	10.6	28	38.9
22:00:00	109	14.3	41	39.7
23:00:00	66	18.4	14	42.1
00:00:00	30	26.8	14	39.6
01:00:00	17	34.9	6	41.7
02:00:00	13	27.5	4	41.3
03:00:00	7	27.5	6	40.8
04:00:00	8	32.5	2	40.0
05:00:00	12	33.5	8	40.6

Starting Hour	Count	Average Speed of all Traffic	Violator Counts	Average Speed of Violators
06:00:00	24	28.8	11	39.8
07:00:00	63	19.9	27	39.7
08:00:00	130	12.7	60	39.8
09:00:00	200	9.3	78	39.2
10:00:00	255	7.5	75	39.0
11:00:00	279	6.2	108	38.6
12:00:00	331	6.1	106	39.1
13:00:00	308	6.6	104	39.3
14:00:00	292	6.5	91	38.8
15:00:00	291	7.0	84	39.9
16:00:00	289	6.7	82	39.1
17:00:00	273	7.0	65	39.3
18:00:00	218	8.4	84	39.0
19:00:00	198	9.4	73	39.3
20:00:00	136	12.4	51	39.7
21:00:00	100	17.7	39	40.8
22:00:00	92	14.1	33	39.8
23:00:00	71	17.0	27	40.1
00:00:00	34	27.5	18	40.0
01:00:00	16	35.0	11	44.3
02:00:00	20	36.8	14	44.6
03:00:00	10	33.3	5	41.5
04:00:00	16	34.4	7	42.5
05:00:00	15	32.8	11	40.2
06:00:00	15	33.2	9	42.5
07:00:00	32	28.7	20	40.5
08:00:00	63	18.0	25	39.5
09:00:00	117	16.6	54	41.3
10:00:00	184	9.0	62	39.0
11:00:00	259	7.2	92	39.2
12:00:00	272	7.0	76	39.1
13:00:00	260	7.0	90	39.1
14:00:00	246	8.6	78	39.7
15:00:00	254	8.2	69	39.7
16:00:00	251	8.3	66	39.8
17:00:00	213	8.2	66	38.6
18:00:00	175	11.4	60	40.0
19:00:00	134	12.8	46	40.5
20:00:00	142	11.3	45	39.7
21:00:00	77	19.3	29	41.1
22:00:00	54	23.3	20	42.0
23:00:00	24	29.7	9	43.1
00:00:00	7	36.8	5	39.5
01:00:00	5	35.5	2	45.0
02:00:00	6	35.0	3	40.8
03:00:00	4	40.0	3	44.2
04:00:00	9	34.7	4	42.5
05:00:00	30	29.3	14	40.4
06:00:00	66	19.2	34	38.8
07:00:00	194	9.9	65	39.8
08:00:00	322	5.5	75	38.6

Starting Hour	Count	Average Speed of all Traffic	Violator Counts	Average Speed of Violators
09:00:00	234	7.8	72	39.3
10:00:00	198	9.4	57	39.3
11:00:00	220	8.8	65	40.1
12:00:00	231	7.9	53	39.7
13:00:00	261	6.7	63	38.8
14:00:00	295	7.2	76	39.5
15:00:00	435	5.1	102	39.5
16:00:00	382	5.6	103	39.0
17:00:00	459	4.3	57	39.3
18:00:00	325	5.7	67	38.7
19:00:00	218	7.8	77	38.9
20:00:00	157	9.7	54	39.0
21:00:00	116	14.4	46	40.1
22:00:00	66	19.8	22	41.6
23:00:00	36	31.6	16	45.0
00:00:00	22	28.4	7	41.8
01:00:00	9	31.1	5	39.5
02:00:00	13	29.8	6	40.0
03:00:00	10	34.5	3	42.5
04:00:00	12	31.0	5	38.5
05:00:00	22	33.8	10	42.0
06:00:00	74	18.0	36	40.0
07:00:00	195	9.0	68	39.0
08:00:00	345	5.4	94	38.8
09:00:00	247	7.4	82	39.0
10:00:00	187	9.4	52	39.2
11:00:00	188	9.5	55	39.4
12:00:00	253	7.9	64	39.6
13:00:00	249	7.3	87	38.8
14:00:00	293	6.3	72	39.0
15:00:00	436	4.6	89	39.1
16:00:00	397	5.3	69	39.7
17:00:00	411	5.0	65	38.9
18:00:00	348	5.7	71	39.3
19:00:00	245	7.8	58	39.2
20:00:00	154	11.3	59	39.3
21:00:00	101	14.0	26	39.0
22:00:00	91	13.9	29	39.2
23:00:00	29	27.4	11	40.7
00:00:00	19	28.4	6	41.7
01:00:00	12	31.0	5	38.5
02:00:00	7	35.4	3	42.5
03:00:00	8	34.4	4	41.3
04:00:00	6	37.5	4	41.3
05:00:00	21	34.5	10	41.5
06:00:00	72	17.0	42	39.0
07:00:00	187	10.2	75	39.2
08:00:00	357	6.2	121	39.4
09:00:00	229	7.8	74	39.3
10:00:00	201	8.2	61	39.0
11:00:00	225	8.2	72	39.0

Starting Hour	Count	Average Speed of all Traffic	Violator Counts	Average Speed of Violators
12:00:00	232	7.5	62	38.9
13:00:00	243	8.4	68	39.3
14:00:00	293	7.2	73	39.4
15:00:00	439	4.6	106	39.1
16:00:00	382	5.6	90	39.7
17:00:00	435	4.5	89	38.8
18:00:00	361	4.7	77	38.5
19:00:00	227	8.4	71	39.3
20:00:00	194	9.7	56	39.1
21:00:00	123	15.5	37	40.3
22:00:00	98	14.1	31	39.6
23:00:00	40	22.4	14	41.8
00:00:00	27	26.1	11	40.7
01:00:00	8	40.6	7	42.5
02:00:00	6	35.0	3	40.8
03:00:00	8	32.2	5	39.5
04:00:00	13	26.7	2	42.5
05:00:00	22	24.7	12	40.8
06:00:00	77	17.5	39	39.6
07:00:00	201	9.1	65	39.5
08:00:00	330	5.4	98	38.5
09:00:00	254	6.5	68	38.5
10:00:00	199	8.8	64	39.1
11:00:00	256	7.1	81	38.7
12:00:00	235	7.7	64	39.3
13:00:00	252	6.7	84	38.9
14:00:00	313	5.6	79	38.5
15:00:00	401	5.1	97	38.7
16:00:00	351	5.5	102	38.9
17:00:00	414	5.0	92	39.1
18:00:00	377	5.2	63	39.2
19:00:00	225	8.0	75	39.0
20:00:00	196	9.1	53	39.0
21:00:00	147	11.8	59	39.4
22:00:00	98	14.6	31	39.9
23:00:00	42	22.0	18	39.7
00:00:00	29	31.3	16	40.6
01:00:00	14	32.7	7	39.6
02:00:00	9	29.4	3	39.2
03:00:00	9	34.4	5	44.5
04:00:00	10	32.5	4	38.8
05:00:00	17	29.3	8	41.3
06:00:00	65	17.4	30	39.5
07:00:00	176	10.2	72	39.4
08:00:00	294	6.5	94	39.0
09:00:00	368	5.8	115	39.2
10:00:00	217	7.9	74	39.0
11:00:00	239	7.9	77	39.5
12:00:00	285	6.3	98	38.9
13:00:00	289	6.4	86	39.2
14:00:00	312	6.7	111	39.3

Starting Hour	Count	Average Speed of all Traffic	Violator Counts	Average Speed of Violators
15:00:00	455	3.8	128	38.5
16:00:00	404	4.9	103	38.9
17:00:00	413	5.0	68	39.1
18:00:00	354	6.0	96	39.1
19:00:00	254	7.6	90	38.8
20:00:00	198	9.6	58	40.0
21:00:00	118	13.1	36	39.3
22:00:00	115	12.8	42	38.8
23:00:00	62	19.3	29	39.4
00:00:00	31	24.2	15	38.8
01:00:00	16	26.9	8	39.4
02:00:00	15	33.5	11	40.7
03:00:00	14	30.7	7	41.1
04:00:00	16	33.8	9	45.3
05:00:00	19	26.8	11	40.2
06:00:00	34	27.9	17	39.9
07:00:00	60	22.8	28	40.2
08:00:00	107	14.3	43	39.8
09:00:00	207	8.3	86	38.5
10:00:00	244	7.8	84	39.7
11:00:00	288	6.0	80	38.5
12:00:00	300	6.6	107	39.2
13:00:00	318	5.9	95	38.6
14:00:00	326	6.5	112	39.2
15:00:00	299	6.2	84	38.6
16:00:00	282	7.0	89	39.1
17:00:00	321	5.7	78	39.2
18:00:00	268	7.5	84	39.3
19:00:00	187	10.0	48	40.4
20:00:00	123	13.6	50	39.8
21:00:00	120	13.3	42	39.8
22:00:00	98	14.8	32	40.5
23:00:00	72	17.7	29	39.4
00:00:00	48	20.2	16	39.7
01:00:00	26	27.8	16	42.5
02:00:00	14	28.8	10	39.0
03:00:00	15	31.2	9	40.3
04:00:00	11	30.5	5	39.5
05:00:00	14	33.0	8	40.0
06:00:00	21	28.0	11	38.9
07:00:00	27	27.3	12	40.0
08:00:00	61	18.4	22	40.5
09:00:00	112	15.7	56	40.4
10:00:00	174	10.5	71	38.9
11:00:00	282	7.7	109	40.0
12:00:00	307	6.9	101	39.2
13:00:00	259	7.2	110	39.2
14:00:00	263	7.2	97	39.3
15:00:00	268	6.7	91	39.2
16:00:00	251	8.0	91	40.0
17:00:00	218	8.3	50	39.6

Starting Hour	Count	Average Speed of all Traffic	Violator Counts	Average Speed of Violators
18:00:00	209	9.6	75	39.4
19:00:00	156	11.2	55	39.8
20:00:00	112	14.0	46	39.5
21:00:00	93	18.3	37	41.4
22:00:00	56	21.7	26	40.2
23:00:00	25	26.6	15	41.2
00:00:00	17	30.0	3	40.8
01:00:00	10	31.3	4	38.8
02:00:00	6	38.3	4	45.0
03:00:00	3	34.2	1	42.5
04:00:00	9	35.8	6	40.0
05:00:00	28	23.3	10	40.0
06:00:00	62	19.4	34	39.7
07:00:00	198	10.1	87	39.4
08:00:00	343	5.5	107	39.0
09:00:00	262	8.4	108	39.8
10:00:00	215	9.1	81	39.4
11:00:00	208	8.4	73	39.3
12:00:00	239	7.7	79	39.3
13:00:00	245	7.3	85	39.4
14:00:00	279	7.3	99	39.8
15:00:00	396	4.6	118	38.4
16:00:00	392	5.6	109	39.5
17:00:00	431	5.0	99	38.8
18:00:00	300	7.2	90	39.4
19:00:00	210	9.1	73	39.7
20:00:00	171	10.1	62	39.5
21:00:00	102	16.1	33	40.7
22:00:00	75	17.4	27	38.2
23:00:00	32	29.2	13	42.1
00:00:00	17	30.3	10	42.5
01:00:00	8	23.8	2	37.5
02:00:00	6	20.0	2	37.5
03:00:00	10	31.3	5	39.5
04:00:00	15	25.5	7	38.9
05:00:00	29	24.3	9	41.9
06:00:00	70	16.6	26	40.0
07:00:00	217	7.9	82	39.0
08:00:00	318	6.1	86	39.1
09:00:00	239	7.9	86	39.7
10:00:00	228	8.0	79	39.2
11:00:00	205	9.6	84	39.5
12:00:00	220	8.0	60	38.7
13:00:00	229	7.3	92	38.4
14:00:00	296	6.3	95	38.7
15:00:00	400	5.1	116	39.1
16:00:00	368	5.5	97	39.3
17:00:00	468	4.2	89	38.9
18:00:00	334	6.4	71	39.9
19:00:00	247	7.5	74	38.9
20:00:00	165	9.5	54	39.1

Starting Hour	Count	Average Speed of all Traffic	Violator Counts	Average Speed of Violators
21:00:00	96	14.8	42	39.9
22:00:00	87	16.2	29	40.9
23:00:00	25	25.7	6	41.7
00:00:00	21	32.3	8	43.1
01:00:00	9	36.9	6	40.0
02:00:00	7	41.8	6	44.2
03:00:00	6	34.2	3	39.2
04:00:00	10	29.8	5	37.5
05:00:00	26	28.6	16	40.3
06:00:00	69	17.0	25	40.1
07:00:00	216	8.8	80	39.8
08:00:00	399	5.0	131	38.7
09:00:00	247	7.5	96	39.2
10:00:00	205	9.3	59	39.2
11:00:00	227	8.3	78	39.8
12:00:00	241	8.1	100	39.5
13:00:00	211	9.9	67	40.4
14:00:00	312	6.0	41	39.1
15:00:00	423	4.2	64	38.6
16:00:00	379	5.3	99	39.2
17:00:00	470	4.0	78	38.3
18:00:00	341	5.5	76	39.1
19:00:00	209	8.2	66	39.0
20:00:00	186	11.0	74	39.7
21:00:00	106	15.0	36	39.9
22:00:00	95	14.9	33	39.5
23:00:00	31	27.8	11	40.2
00:00:00	16	25.6	5	41.5
01:00:00	9	29.2	4	42.5
02:00:00	9	32.2	7	39.6
03:00:00	8	32.8	6	40.0
04:00:00	15	30.8	5	38.5
05:00:00	27	31.9	13	44.4
06:00:00	79	17.2	34	39.9
07:00:00	180	9.1	78	39.1
08:00:00	336	5.7	87	38.6
09:00:00	285	6.2	81	38.6
10:00:00	217	8.6	68	39.6
11:00:00	243	8.2	60	39.3
12:00:00	261	7.6	73	39.3
13:00:00	256	7.1	70	39.3
14:00:00	290	6.7	79	39.0
15:00:00	420	4.9	108	39.1
16:00:00	410	5.1	84	39.0
17:00:00	426	4.4	69	38.5
18:00:00	342	6.3	82	39.2
19:00:00	198	8.6	63	39.0
20:00:00	186	9.8	51	39.5
21:00:00	152	10.0	41	39.8
22:00:00	77	17.3	22	41.8
23:00:00	38	22.4	14	39.6

Starting Hour	Count	Average Speed of all Traffic	Violator Counts	Average Speed of Violators
00:00:00	16	27.0	7	40.4
01:00:00	13	31.0	7	40.4
02:00:00	5	34.5	3	39.2
03:00:00	5	35.5	3	40.8
04:00:00	15	33.2	5	41.5
05:00:00	18	25.7	7	41.1
06:00:00	63	18.0	29	40.8
07:00:00	193	8.8	89	39.1
08:00:00	343	6.3	105	39.3
09:00:00	288	6.7	90	39.5
10:00:00	197	7.6	54	38.6
11:00:00	225	8.4	73	39.2
12:00:00	254	6.4	95	38.6
13:00:00	266	6.7	79	38.7
14:00:00	341	5.8	87	39.3
15:00:00	451	4.7	122	39.0
16:00:00	372	5.6	112	39.1
17:00:00	437	4.9	77	39.1
18:00:00	380	5.6	73	39.4
19:00:00	254	7.2	56	39.5
20:00:00	190	9.4	52	39.7
21:00:00	136	12.2	40	39.8
22:00:00	109	16.0	39	40.2
23:00:00	55	19.9	18	43.3
00:00:00	47	23.2	21	42.0
01:00:00	11	30.5	5	38.5
02:00:00	10	28.3	4	38.8
03:00:00	10	36.0	6	39.2
04:00:00	8	31.6	5	40.5
05:00:00	18	26.9	7	39.6
06:00:00	27	25.6	12	40.0
07:00:00	30	20.5	12	40.0
08:00:00	0	N/A	N/A	N/A
09:00:00	0	N/A	N/A	N/A
10:00:00	0	N/A	N/A	N/A
11:00:00	0	N/A	N/A	N/A
12:00:00	0	N/A	N/A	N/A
13:00:00	0	N/A	N/A	N/A
14:00:00	0	N/A	N/A	N/A
15:00:00	0	N/A	N/A	N/A
16:00:00	0	N/A	N/A	N/A
17:00:00	0	N/A	N/A	N/A
18:00:00	0	N/A	N/A	N/A
19:00:00	0	N/A	N/A	N/A
20:00:00	0	N/A	N/A	N/A
21:00:00	0	N/A	N/A	N/A
22:00:00	0	N/A	N/A	N/A
23:00:00	0	N/A	N/A	N/A
00:00:00	0	N/A	N/A	N/A
01:00:00	0	N/A	N/A	N/A
02:00:00	0	N/A	N/A	N/A

Starting Hour	Count	Average Speed of all Traffic	Violator Counts	Average Speed of Violators
03:00:00	0	N/A	N/A	N/A
04:00:00	0	N/A	N/A	N/A
05:00:00	0	N/A	N/A	N/A
06:00:00	0	N/A	N/A	N/A
07:00:00	0	N/A	N/A	N/A
08:00:00	0	N/A	N/A	N/A
09:00:00	0	N/A	N/A	N/A
10:00:00	0	N/A	N/A	N/A
11:00:00	0	N/A	N/A	N/A
12:00:00	0	N/A	N/A	N/A
13:00:00	0	N/A	N/A	N/A
14:00:00	0	N/A	N/A	N/A
15:00:00	0	N/A	N/A	N/A
16:00:00	0	N/A	N/A	N/A
17:00:00	0	N/A	N/A	N/A
18:00:00	0	N/A	N/A	N/A
19:00:00	0	N/A	N/A	N/A
20:00:00	0	N/A	N/A	N/A
21:00:00	0	N/A	N/A	N/A
22:00:00	0	N/A	N/A	N/A
23:00:00	0	N/A	N/A	N/A
00:00:00	0	N/A	N/A	N/A
01:00:00	0	N/A	N/A	N/A
02:00:00	0	N/A	N/A	N/A
03:00:00	0	N/A	N/A	N/A
04:00:00	0	N/A	N/A	N/A
05:00:00	0	N/A	N/A	N/A
06:00:00	0	N/A	N/A	N/A
07:00:00	0	N/A	N/A	N/A
08:00:00	0	N/A	N/A	N/A
09:00:00	0	N/A	N/A	N/A
10:00:00	0	N/A	N/A	N/A
11:00:00	0	N/A	N/A	N/A
12:00:00	0	N/A	N/A	N/A
13:00:00	0	N/A	N/A	N/A
14:00:00	0	N/A	N/A	N/A
15:00:00	0	N/A	N/A	N/A
16:00:00	0	N/A	N/A	N/A
17:00:00	0	N/A	N/A	N/A
18:00:00	0	N/A	N/A	N/A
19:00:00	0	N/A	N/A	N/A
20:00:00	0	N/A	N/A	N/A
21:00:00	0	N/A	N/A	N/A
22:00:00	0	N/A	N/A	N/A
23:00:00	0	N/A	N/A	N/A
00:00:00	0	N/A	N/A	N/A
01:00:00	0	N/A	N/A	N/A
02:00:00	0	N/A	N/A	N/A
03:00:00	0	N/A	N/A	N/A
04:00:00	0	N/A	N/A	N/A
05:00:00	0	N/A	N/A	N/A

Starting Hour	Count	Average Speed of all Traffic	Violator Counts	Average Speed of Violators
06:00:00	0	N/A	N/A	N/A
07:00:00	0	N/A	N/A	N/A
08:00:00	0	N/A	N/A	N/A
09:00:00	0	N/A	N/A	N/A
10:00:00	0	N/A	N/A	N/A
11:00:00	0	N/A	N/A	N/A
12:00:00	0	N/A	N/A	N/A
13:00:00	0	N/A	N/A	N/A
14:00:00	0	N/A	N/A	N/A
15:00:00	0	N/A	N/A	N/A
16:00:00	0	N/A	N/A	N/A
17:00:00	0	N/A	N/A	N/A
18:00:00	0	N/A	N/A	N/A
19:00:00	0	N/A	N/A	N/A
20:00:00	0	N/A	N/A	N/A
21:00:00	0	N/A	N/A	N/A
22:00:00	0	N/A	N/A	N/A
23:00:00	0	N/A	N/A	N/A
00:00:00	0	N/A	N/A	N/A
01:00:00	0	N/A	N/A	N/A
02:00:00	0	N/A	N/A	N/A
03:00:00	0	N/A	N/A	N/A
04:00:00	0	N/A	N/A	N/A
05:00:00	0	N/A	N/A	N/A
06:00:00	0	N/A	N/A	N/A
07:00:00	0	N/A	N/A	N/A
08:00:00	0	N/A	N/A	N/A
09:00:00	0	N/A	N/A	N/A
10:00:00	0	N/A	N/A	N/A
11:00:00	0	N/A	N/A	N/A
12:00:00	0	N/A	N/A	N/A
13:00:00	0	N/A	N/A	N/A
14:00:00	0	N/A	N/A	N/A
15:00:00	0	N/A	N/A	N/A
16:00:00	0	N/A	N/A	N/A
17:00:00	0	N/A	N/A	N/A
18:00:00	0	N/A	N/A	N/A
19:00:00	0	N/A	N/A	N/A
20:00:00	0	N/A	N/A	N/A
21:00:00	0	N/A	N/A	N/A
22:00:00	0	N/A	N/A	N/A
23:00:00	0	N/A	N/A	N/A
00:00:00	0	N/A	N/A	N/A
01:00:00	0	N/A	N/A	N/A
02:00:00	0	N/A	N/A	N/A
03:00:00	0	N/A	N/A	N/A
04:00:00	0	N/A	N/A	N/A
05:00:00	0	N/A	N/A	N/A
06:00:00	0	N/A	N/A	N/A
07:00:00	0	N/A	N/A	N/A
08:00:00	0	N/A	N/A	N/A

Starting Hour	Count	Average Speed of all Traffic	Violator Counts	Average Speed of Violators
09:00:00	0	N/A	N/A	N/A
10:00:00	0	N/A	N/A	N/A
11:00:00	0	N/A	N/A	N/A
12:00:00	0	N/A	N/A	N/A
13:00:00	0	N/A	N/A	N/A
14:00:00	0	N/A	N/A	N/A
15:00:00	0	N/A	N/A	N/A
16:00:00	0	N/A	N/A	N/A
17:00:00	0	N/A	N/A	N/A
18:00:00	0	N/A	N/A	N/A
19:00:00	0	N/A	N/A	N/A
20:00:00	0	N/A	N/A	N/A
21:00:00	0	N/A	N/A	N/A
22:00:00	0	N/A	N/A	N/A
23:00:00	0	N/A	N/A	N/A
00:00:00	0	N/A	N/A	N/A
01:00:00	0	N/A	N/A	N/A
02:00:00	0	N/A	N/A	N/A
03:00:00	0	N/A	N/A	N/A
04:00:00	0	N/A	N/A	N/A
05:00:00	0	N/A	N/A	N/A
06:00:00	0	N/A	N/A	N/A
07:00:00	0	N/A	N/A	N/A
08:00:00	0	N/A	N/A	N/A
09:00:00	0	N/A	N/A	N/A
10:00:00	0	N/A	N/A	N/A
11:00:00	0	N/A	N/A	N/A
12:00:00	0	N/A	N/A	N/A
13:00:00	0	N/A	N/A	N/A
14:00:00	0	N/A	N/A	N/A
15:00:00	0	N/A	N/A	N/A
16:00:00	0	N/A	N/A	N/A
17:00:00	0	N/A	N/A	N/A
18:00:00	0	N/A	N/A	N/A
19:00:00	0	N/A	N/A	N/A
20:00:00	0	N/A	N/A	N/A
21:00:00	0	N/A	N/A	N/A
22:00:00	0	N/A	N/A	N/A
23:00:00	0	N/A	N/A	N/A
00:00:00	0	N/A	N/A	N/A
01:00:00	0	N/A	N/A	N/A
02:00:00	0	N/A	N/A	N/A
03:00:00	0	N/A	N/A	N/A
04:00:00	0	N/A	N/A	N/A
05:00:00	0	N/A	N/A	N/A
06:00:00	0	N/A	N/A	N/A
07:00:00	0	N/A	N/A	N/A
08:00:00	0	N/A	N/A	N/A
09:00:00	0	N/A	N/A	N/A
10:00:00	0	N/A	N/A	N/A
11:00:00	0	N/A	N/A	N/A

Starting Hour	Count	Average Speed of all Traffic	Violator Counts	Average Speed of Violators
12:00:00	0	N/A	N/A	N/A
13:00:00	0	N/A	N/A	N/A
14:00:00	0	N/A	N/A	N/A
15:00:00	0	N/A	N/A	N/A
16:00:00	0	N/A	N/A	N/A
17:00:00	0	N/A	N/A	N/A
18:00:00	0	N/A	N/A	N/A
19:00:00	0	N/A	N/A	N/A
20:00:00	0	N/A	N/A	N/A
21:00:00	0	N/A	N/A	N/A
22:00:00	0	N/A	N/A	N/A
23:00:00	0	N/A	N/A	N/A
00:00:00	0	N/A	N/A	N/A
01:00:00	0	N/A	N/A	N/A
02:00:00	0	N/A	N/A	N/A
03:00:00	0	N/A	N/A	N/A
04:00:00	0	N/A	N/A	N/A
05:00:00	0	N/A	N/A	N/A
06:00:00	0	N/A	N/A	N/A
07:00:00	0	N/A	N/A	N/A
08:00:00	0	N/A	N/A	N/A
09:00:00	0	N/A	N/A	N/A
10:00:00	0	N/A	N/A	N/A
11:00:00	0	N/A	N/A	N/A
12:00:00	0	N/A	N/A	N/A
13:00:00	0	N/A	N/A	N/A
14:00:00	0	N/A	N/A	N/A
15:00:00	0	N/A	N/A	N/A
16:00:00	0	N/A	N/A	N/A
17:00:00	0	N/A	N/A	N/A
18:00:00	0	N/A	N/A	N/A
19:00:00	0	N/A	N/A	N/A
20:00:00	0	N/A	N/A	N/A
21:00:00	0	N/A	N/A	N/A
22:00:00	0	N/A	N/A	N/A
23:00:00	0	N/A	N/A	N/A
00:00:00	0	N/A	N/A	N/A
01:00:00	0	N/A	N/A	N/A
02:00:00	0	N/A	N/A	N/A
03:00:00	0	N/A	N/A	N/A
04:00:00	0	N/A	N/A	N/A
05:00:00	0	N/A	N/A	N/A
06:00:00	0	N/A	N/A	N/A
07:00:00	0	N/A	N/A	N/A
08:00:00	0	N/A	N/A	N/A
09:00:00	0	N/A	N/A	N/A
10:00:00	0	N/A	N/A	N/A
11:00:00	0	N/A	N/A	N/A
12:00:00	0	N/A	N/A	N/A
13:00:00	0	N/A	N/A	N/A
14:00:00	0	N/A	N/A	N/A

Starting Hour	Count	Average Speed of all Traffic	Violator Counts	Average Speed of Violators
15:00:00	0	N/A	N/A	N/A
16:00:00	0	N/A	N/A	N/A
17:00:00	0	N/A	N/A	N/A
18:00:00	0	N/A	N/A	N/A
19:00:00	0	N/A	N/A	N/A
20:00:00	0	N/A	N/A	N/A
21:00:00	0	N/A	N/A	N/A
22:00:00	0	N/A	N/A	N/A
23:00:00	0	N/A	N/A	N/A
00:00:00	0	N/A	N/A	N/A
01:00:00	0	N/A	N/A	N/A
02:00:00	0	N/A	N/A	N/A
03:00:00	0	N/A	N/A	N/A
04:00:00	0	N/A	N/A	N/A
05:00:00	0	N/A	N/A	N/A
06:00:00	0	N/A	N/A	N/A
07:00:00	0	N/A	N/A	N/A
08:00:00	0	N/A	N/A	N/A
09:00:00	0	N/A	N/A	N/A
10:00:00	0	N/A	N/A	N/A
11:00:00	0	N/A	N/A	N/A
12:00:00	0	N/A	N/A	N/A
13:00:00	0	N/A	N/A	N/A
14:00:00	0	N/A	N/A	N/A
15:00:00	0	N/A	N/A	N/A
16:00:00	0	N/A	N/A	N/A
17:00:00	0	N/A	N/A	N/A
18:00:00	0	N/A	N/A	N/A
19:00:00	0	N/A	N/A	N/A
20:00:00	0	N/A	N/A	N/A
21:00:00	0	N/A	N/A	N/A
22:00:00	0	N/A	N/A	N/A
23:00:00	0	N/A	N/A	N/A
00:00:00	0	N/A	N/A	N/A
01:00:00	0	N/A	N/A	N/A
02:00:00	0	N/A	N/A	N/A
03:00:00	0	N/A	N/A	N/A
04:00:00	0	N/A	N/A	N/A
05:00:00	0	N/A	N/A	N/A
06:00:00	0	N/A	N/A	N/A
07:00:00	0	N/A	N/A	N/A
08:00:00	0	N/A	N/A	N/A
09:00:00	0	N/A	N/A	N/A
10:00:00	0	N/A	N/A	N/A
11:00:00	0	N/A	N/A	N/A
12:00:00	0	N/A	N/A	N/A
13:00:00	0	N/A	N/A	N/A
14:00:00	0	N/A	N/A	N/A
15:00:00	0	N/A	N/A	N/A
16:00:00	0	N/A	N/A	N/A
17:00:00	0	N/A	N/A	N/A

Starting Hour	Count	Average Speed of all Traffic	Violator Counts	Average Speed of Violators
18:00:00	0	N/A	N/A	N/A
19:00:00	0	N/A	N/A	N/A
20:00:00	0	N/A	N/A	N/A
21:00:00	0	N/A	N/A	N/A
22:00:00	0	N/A	N/A	N/A
23:00:00	0	N/A	N/A	N/A
00:00:00	0	N/A	N/A	N/A
01:00:00	0	N/A	N/A	N/A
02:00:00	0	N/A	N/A	N/A
03:00:00	0	N/A	N/A	N/A
04:00:00	0	N/A	N/A	N/A
05:00:00	0	N/A	N/A	N/A
06:00:00	0	N/A	N/A	N/A
07:00:00	0	N/A	N/A	N/A
08:00:00	0	N/A	N/A	N/A
09:00:00	0	N/A	N/A	N/A
10:00:00	0	N/A	N/A	N/A
11:00:00	0	N/A	N/A	N/A
12:00:00	0	N/A	N/A	N/A
13:00:00	0	N/A	N/A	N/A
14:00:00	0	N/A	N/A	N/A
15:00:00	0	N/A	N/A	N/A
16:00:00	0	N/A	N/A	N/A
17:00:00	0	N/A	N/A	N/A
18:00:00	0	N/A	N/A	N/A
19:00:00	0	N/A	N/A	N/A
20:00:00	0	N/A	N/A	N/A
21:00:00	0	N/A	N/A	N/A
22:00:00	0	N/A	N/A	N/A
23:00:00	0	N/A	N/A	N/A
00:00:00	0	N/A	N/A	N/A
01:00:00	0	N/A	N/A	N/A
02:00:00	0	N/A	N/A	N/A
03:00:00	0	N/A	N/A	N/A
04:00:00	0	N/A	N/A	N/A
05:00:00	0	N/A	N/A	N/A
06:00:00	0	N/A	N/A	N/A
07:00:00	0	N/A	N/A	N/A
08:00:00	0	N/A	N/A	N/A
09:00:00	0	N/A	N/A	N/A
10:00:00	0	N/A	N/A	N/A
11:00:00	0	N/A	N/A	N/A
12:00:00	0	N/A	N/A	N/A
13:00:00	0	N/A	N/A	N/A
14:00:00	0	N/A	N/A	N/A
15:00:00	0	N/A	N/A	N/A
16:00:00	0	N/A	N/A	N/A
17:00:00	0	N/A	N/A	N/A
18:00:00	0	N/A	N/A	N/A
19:00:00	0	N/A	N/A	N/A
20:00:00	0	N/A	N/A	N/A

Starting Hour	Count	Average Speed of all Traffic	Violator Counts	Average Speed of Violators
21:00:00	0	N/A	N/A	N/A
22:00:00	0	N/A	N/A	N/A
23:00:00	0	N/A	N/A	N/A
00:00:00	0	N/A	N/A	N/A
01:00:00	0	N/A	N/A	N/A
02:00:00	0	N/A	N/A	N/A
03:00:00	0	N/A	N/A	N/A
04:00:00	0	N/A	N/A	N/A
05:00:00	0	N/A	N/A	N/A
06:00:00	0	N/A	N/A	N/A
07:00:00	0	N/A	N/A	N/A
08:00:00	0	N/A	N/A	N/A
09:00:00	0	N/A	N/A	N/A
10:00:00	0	N/A	N/A	N/A
11:00:00	0	N/A	N/A	N/A
12:00:00	0	N/A	N/A	N/A
13:00:00	0	N/A	N/A	N/A
14:00:00	0	N/A	N/A	N/A
15:00:00	0	N/A	N/A	N/A
16:00:00	0	N/A	N/A	N/A
17:00:00	0	N/A	N/A	N/A
18:00:00	0	N/A	N/A	N/A
19:00:00	0	N/A	N/A	N/A
20:00:00	0	N/A	N/A	N/A
21:00:00	0	N/A	N/A	N/A
22:00:00	0	N/A	N/A	N/A
23:00:00	0	N/A	N/A	N/A
00:00:00	0	N/A	N/A	N/A
01:00:00	0	N/A	N/A	N/A
02:00:00	0	N/A	N/A	N/A
03:00:00	0	N/A	N/A	N/A
04:00:00	0	N/A	N/A	N/A
05:00:00	0	N/A	N/A	N/A
06:00:00	0	N/A	N/A	N/A
07:00:00	0	N/A	N/A	N/A
08:00:00	0	N/A	N/A	N/A
09:00:00	0	N/A	N/A	N/A
10:00:00	0	N/A	N/A	N/A
11:00:00	0	N/A	N/A	N/A
12:00:00	0	N/A	N/A	N/A
13:00:00	0	N/A	N/A	N/A
14:00:00	0	N/A	N/A	N/A
15:00:00	0	N/A	N/A	N/A
16:00:00	0	N/A	N/A	N/A
17:00:00	0	N/A	N/A	N/A
18:00:00	0	N/A	N/A	N/A
19:00:00	0	N/A	N/A	N/A
20:00:00	0	N/A	N/A	N/A
21:00:00	0	N/A	N/A	N/A
22:00:00	0	N/A	N/A	N/A
23:00:00	0	N/A	N/A	N/A

Starting Hour	Count	Average Speed of all Traffic	Violator Counts	Average Speed of Violators
00:00:00	0	N/A	N/A	N/A
01:00:00	0	N/A	N/A	N/A
02:00:00	0	N/A	N/A	N/A
03:00:00	0	N/A	N/A	N/A
04:00:00	0	N/A	N/A	N/A
05:00:00	0	N/A	N/A	N/A
06:00:00	0	N/A	N/A	N/A
07:00:00	0	N/A	N/A	N/A
08:00:00	0	N/A	N/A	N/A
09:00:00	0	N/A	N/A	N/A
10:00:00	0	N/A	N/A	N/A
11:00:00	0	N/A	N/A	N/A
12:00:00	0	N/A	N/A	N/A
13:00:00	0	N/A	N/A	N/A
14:00:00	0	N/A	N/A	N/A
15:00:00	0	N/A	N/A	N/A
16:00:00	0	N/A	N/A	N/A
17:00:00	0	N/A	N/A	N/A
18:00:00	0	N/A	N/A	N/A
19:00:00	0	N/A	N/A	N/A
20:00:00	0	N/A	N/A	N/A
21:00:00	0	N/A	N/A	N/A
22:00:00	0	N/A	N/A	N/A
23:00:00	0	N/A	N/A	N/A
00:00:00	0	N/A	N/A	N/A
01:00:00	0	N/A	N/A	N/A
02:00:00	0	N/A	N/A	N/A
03:00:00	0	N/A	N/A	N/A
04:00:00	0	N/A	N/A	N/A
05:00:00	0	N/A	N/A	N/A
06:00:00	0	N/A	N/A	N/A
07:00:00	0	N/A	N/A	N/A
08:00:00	0	N/A	N/A	N/A
09:00:00	0	N/A	N/A	N/A
10:00:00	0	N/A	N/A	N/A
11:00:00	0	N/A	N/A	N/A
12:00:00	0	N/A	N/A	N/A
13:00:00	0	N/A	N/A	N/A
14:00:00	0	N/A	N/A	N/A
15:00:00	0	N/A	N/A	N/A
16:00:00	0	N/A	N/A	N/A
17:00:00	0	N/A	N/A	N/A
18:00:00	0	N/A	N/A	N/A
19:00:00	0	N/A	N/A	N/A
20:00:00	0	N/A	N/A	N/A
21:00:00	0	N/A	N/A	N/A
22:00:00	0	N/A	N/A	N/A
23:00:00	0	N/A	N/A	N/A

Incoming Histogram
Knoll Lane TBL facing February 2022

from Tue-Jan-18-2022-11-00-AM to Wed-Feb-23-2022-11-59-AM

Date	Starting Hr:min	<15	15 to <20	20 to <25	25 to <30	30 to <35	35 to <40	40 to <45	45 to <50	50 to <55	55 to <60	60 to <65	65 to <70	70 to <75	75 to <80	80 to <85	85 to <90	90 to <95	95 to <100	100 to >105	Total Counts	85pct Speed	10MPH Pace	% in pace	# of Speeders	% Speeders
18/01/2022	00:00	*	*	*	*	*	*	*	*	*	*	*	*	*	*	*	*	*	*	*	*	*	*	*	*	*
18/01/2022	01:00	*	*	*	*	*	*	*	*	*	*	*	*	*	*	*	*	*	*	*	*	*	*	*	*	*
18/01/2022	02:00	*	*	*	*	*	*	*	*	*	*	*	*	*	*	*	*	*	*	*	*	*	*	*	*	*
18/01/2022	03:00	*	*	*	*	*	*	*	*	*	*	*	*	*	*	*	*	*	*	*	*	*	*	*	*	*
18/01/2022	04:00	*	*	*	*	*	*	*	*	*	*	*	*	*	*	*	*	*	*	*	*	*	*	*	*	*
18/01/2022	05:00	*	*	*	*	*	*	*	*	*	*	*	*	*	*	*	*	*	*	*	*	*	*	*	*	*
18/01/2022	06:00	*	*	*	*	*	*	*	*	*	*	*	*	*	*	*	*	*	*	*	*	*	*	*	*	*
18/01/2022	07:00	*	*	*	*	*	*	*	*	*	*	*	*	*	*	*	*	*	*	*	*	*	*	*	*	*
18/01/2022	08:00	*	*	*	*	*	*	*	*	*	*	*	*	*	*	*	*	*	*	*	*	*	*	*	*	*
18/01/2022	09:00	*	*	*	*	*	*	*	*	*	*	*	*	*	*	*	*	*	*	*	*	*	*	*	*	*
18/01/2022	10:00	*	*	*	*	*	*	*	*	*	*	*	*	*	*	*	*	*	*	*	*	*	*	*	*	*
18/01/2022	11:00	0	0	5	33	58	30	7	1	0	0	0	0	0	0	0	0	0	0	0	134	38	30 to 40	90.3	38	28.4
18/01/2022	12:00	1	1	4	64	93	54	16	4	1	0	0	0	0	0	0	0	0	0	0	238	38.6	30 to 40	88.7	75	31.5
18/01/2022	13:00	0	1	20	78	76	51	24	2	1	1	0	0	0	0	0	0	0	0	0	254	39	30 to 40	80.7	79	31.1
18/01/2022	14:00	0	2	13	94	90	79	22	9	0	0	1	0	0	0	0	0	0	0	0	310	39.1	30 to 40	84.8	111	35.8
18/01/2022	15:00	0	3	16	121	151	70	21	7	1	0	0	0	0	0	0	0	0	0	0	390	37.9	30 to 40	87.7	99	25.4
18/01/2022	16:00	5	7	29	125	137	89	26	5	1	0	0	0	0	0	0	0	0	0	0	424	38.2	30 to 40	82.8	121	28.5
18/01/2022	17:00	2	6	49	160	149	61	21	3	0	0	0	0	0	0	0	0	0	0	0	451	36.4	30 to 40	82.0	85	18.8
18/01/2022	18:00	5	7	22	113	101	57	20	1	2	0	0	0	0	0	0	0	0	0	0	328	37.7	30 to 40	82.6	80	24.4
18/01/2022	19:00	0	4	13	55	86	43	18	4	2	0	0	0	0	0	0	0	0	0	0	225	38.8	30 to 40	81.8	67	29.8
18/01/2022	20:00	0	0	7	47	57	36	12	6	0	1	0	0	0	0	0	0	0	0	0	166	39.2	30 to 40	84.3	55	33.1
18/01/2022	21:00	1	2	2	28	37	29	8	1	1	0	0	0	0	0	0	0	0	0	0	109	39	30 to 40	86.2	39	35.8
18/01/2022	22:00	0	1	3	19	21	14	10	3	0	0	0	0	0	0	0	0	0	0	0	71	41	30 to 40	76.1	27	38.0
18/01/2022	23:00	0	0	1	8	12	9	2	2	0	0	0	0	0	0	0	0	0	0	0	34	39.4	30 to 40	85.3	13	38.2
24 Hr Summary		14	34	184	945	1068	622	207	48	9	2	1	0	0	0	0	0	0	0	0	3134	38.4	30 to 40	84.1	889	28.4

Incoming Histogram
Knoll Lane TBL facing February 2022

from Tue-Jan-18-2022-11-00-AM to Wed-Feb-23-2022-11-59-AM

Date	Starting Hr:min	<15	15 to <20	20 to <25	25 to <30	30 to <35	35 to <40	40 to <45	45 to <50	50 to <55	55 to <60	60 to <65	65 to <70	70 to <75	75 to <80	80 to <85	85 to <90	90 to <95	95 to <100	100 to >105	Total Counts	85pct Speed	10MPH Pace	% in pace	# of Speeders	% Speeders
19/01/2022	00:00	0	0	0	5	4	5	2	0	1	0	0	0	0	0	0	0	0	0	0	17	40	30 to 40	82.4	8	47.1
19/01/2022	01:00	0	0	0	5	1	3	0	0	0	0	0	0	0	0	0	0	0	0	0	9	38.3	30 to 40	100.0	3	33.3
19/01/2022	02:00	0	0	0	2	1	1	1	0	0	0	0	0	0	0	0	0	0	0	0	5	40	30 to 40	80.0	2	40.0
19/01/2022	03:00	0	0	0	0	2	1	2	0	0	0	0	0	0	0	0	0	0	0	0	5	42.5	35 to 45	100.0	3	60.0
19/01/2022	04:00	0	0	0	2	7	4	3	0	0	0	0	0	0	0	0	0	0	0	0	16	41.7	35 to 45	87.5	7	43.8
19/01/2022	05:00	0	0	0	7	8	8	2	2	0	0	0	0	0	0	0	0	0	0	0	27	40	30 to 40	85.2	12	44.4
19/01/2022	06:00	0	0	0	13	25	25	16	2	0	0	0	0	0	0	0	0	0	0	0	81	41.9	35 to 45	81.5	43	53.1
19/01/2022	07:00	1	3	5	51	81	51	16	3	0	0	0	0	0	0	0	0	0	0	0	211	38.7	30 to 40	86.7	70	33.2
19/01/2022	08:00	0	2	14	101	126	81	26	6	0	0	0	0	0	0	0	0	0	0	0	356	38.7	30 to 40	86.5	113	31.7
19/01/2022	09:00	0	1	15	57	76	55	15	1	0	0	0	0	0	0	0	0	0	0	0	220	38.5	30 to 40	85.5	71	32.3
19/01/2022	10:00	0	5	9	63	65	44	14	4	1	0	0	0	0	0	0	0	0	0	0	205	38.6	30 to 40	83.9	63	30.7
19/01/2022	11:00	0	0	7	49	66	51	20	3	0	0	0	0	0	0	0	0	0	0	0	196	39.4	30 to 40	84.7	74	37.8
19/01/2022	12:00	0	0	8	69	89	69	20	4	1	0	0	0	0	0	0	0	0	0	0	260	39	30 to 40	87.3	94	36.2
19/01/2022	13:00	0	2	13	73	90	62	14	3	0	0	0	0	0	0	0	0	0	0	0	257	38.2	30 to 40	87.5	79	30.7
19/01/2022	14:00	3	2	16	108	101	80	19	4	1	0	0	0	0	0	0	0	0	0	0	334	38.4	30 to 40	86.5	104	31.1
19/01/2022	15:00	0	2	29	163	142	72	20	4	1	0	0	0	0	0	0	0	0	0	0	433	37.2	30 to 40	87.1	97	22.4
19/01/2022	16:00	0	1	23	139	133	71	24	1	1	0	0	0	0	0	0	0	0	0	0	393	37.7	30 to 40	87.3	97	24.7
19/01/2022	17:00	6	17	62	205	145	57	15	3	0	0	0	0	0	0	0	0	0	0	0	510	35	25 to 35	80.8	75	14.7
19/01/2022	18:00	2	5	30	120	129	57	13	2	0	0	0	0	0	0	0	0	0	0	0	358	36.6	30 to 40	85.5	72	20.1
19/01/2022	19:00	1	6	10	61	77	42	22	6	3	0	0	0	0	0	0	0	0	0	0	228	39.6	30 to 40	78.9	73	32.0
19/01/2022	20:00	0	0	12	50	66	48	16	5	1	0	0	0	0	0	0	0	0	0	0	198	39.2	30 to 40	82.8	70	35.4
19/01/2022	21:00	0	0	3	24	43	24	6	4	0	0	0	0	0	0	0	0	0	0	0	104	38.8	30 to 40	87.5	34	32.7
19/01/2022	22:00	0	0	2	22	40	14	11	1	1	0	0	0	0	0	0	0	0	0	0	91	39.6	30 to 40	83.5	27	29.7
19/01/2022	23:00	0	0	1	10	14	9	1	2	0	0	0	0	0	0	0	0	0	0	0	37	38.3	30 to 40	89.2	12	32.4
24 Hr Summary		13	46	259	1399	1531	934	298	60	11	0	0	0	0	0	0	0	0	0	0	4551	38.3	30 to 40	84.9	1303	28.6

Incoming Histogram
Knoll Lane TBL facing February 2022

from Tue-Jan-18-2022-11-00-AM to Wed-Feb-23-2022-11-59-AM

Date	Starting Hr:min	<15	15 to <20	20 to <25	25 to <30	30 to <35	35 to <40	40 to <45	45 to <50	50 to <55	55 to <60	60 to <65	65 to <70	70 to <75	75 to <80	80 to <85	85 to <90	90 to <95	95 to <100	100 to >105	Total Counts	85pct Speed	10MPH Pace	% in pace	# of Speeders	% Speeders
20/01/2022	00:00	0	0	0	7	7	5	3	1	0	1	0	0	0	0	0	0	0	0	0	24	41.7	30 to 40	79.2	10	41.7
20/01/2022	01:00	0	0	0	0	1	3	2	0	1	0	0	0	0	0	0	0	0	0	0	7	45	35 to 45	85.7	6	85.7
20/01/2022	02:00	0	0	0	1	2	1	1	0	0	1	0	0	0	0	0	0	0	0	0	6	45	30 to 40	66.7	3	50.0
20/01/2022	03:00	0	0	1	4	3	3	2	0	0	0	0	0	0	0	0	0	0	0	0	13	40	30 to 40	76.9	5	38.5
20/01/2022	04:00	0	0	2	2	3	4	3	1	0	0	0	0	0	0	0	0	0	0	0	15	43.3	35 to 45	66.7	8	53.3
20/01/2022	05:00	0	0	0	8	6	12	2	4	1	0	0	0	0	0	0	0	0	0	0	33	45	30 to 40	78.8	19	57.6
20/01/2022	06:00	0	0	1	15	28	23	9	1	0	0	0	0	0	0	0	0	0	0	0	77	39.6	30 to 40	85.7	33	42.9
20/01/2022	07:00	0	0	4	41	80	54	12	5	1	0	0	0	0	0	0	0	0	0	0	197	38.9	30 to 40	88.8	72	36.5
20/01/2022	08:00	0	2	11	79	102	95	30	1	0	0	0	0	0	0	0	0	0	0	0	320	39.1	30 to 40	86.3	126	39.4
20/01/2022	09:00	0	0	2	89	86	72	12	6	0	0	0	0	0	0	0	0	0	0	0	267	38.5	30 to 40	92.5	90	33.7
20/01/2022	10:00	4	6	13	57	66	31	12	2	2	0	0	0	0	0	0	0	0	0	0	193	37.9	30 to 40	79.8	47	24.4
20/01/2022	11:00	0	2	13	54	72	47	21	4	1	0	0	0	0	0	0	0	0	0	0	214	39.4	30 to 40	80.8	73	34.1
20/01/2022	12:00	3	0	14	79	83	52	19	2	1	0	0	0	0	0	0	0	0	0	0	253	38.5	30 to 40	84.6	74	29.2
20/01/2022	13:00	0	3	9	69	94	53	19	5	0	0	0	0	0	0	0	0	0	0	0	252	38.7	30 to 40	85.7	77	30.6
20/01/2022	14:00	0	3	21	93	119	79	8	4	1	0	0	0	0	0	0	0	0	0	0	328	37.7	30 to 40	88.7	92	28.0
20/01/2022	15:00	5	7	34	147	144	79	21	2	0	0	0	0	0	0	0	0	0	0	0	439	37.3	30 to 40	84.3	102	23.2
20/01/2022	16:00	4	4	11	131	127	69	18	3	2	1	0	0	0	0	0	0	0	0	0	370	37.7	30 to 40	88.4	93	25.1
20/01/2022	17:00	3	10	48	193	122	52	13	1	0	0	0	0	0	0	0	0	0	0	0	442	35	30 to 40	83.0	66	14.9
20/01/2022	18:00	4	9	38	117	87	59	11	3	0	0	0	0	0	0	0	0	0	0	0	328	37	30 to 40	80.2	73	22.3
20/01/2022	19:00	3	4	8	73	68	36	21	3	1	2	0	0	0	0	0	0	0	0	0	219	39.2	30 to 40	80.8	63	28.8
20/01/2022	20:00	0	1	13	56	41	30	17	4	0	0	0	0	0	0	0	0	0	0	0	162	39.5	30 to 40	78.4	51	31.5
20/01/2022	21:00	0	2	9	42	42	38	11	1	0	0	0	0	0	0	0	0	0	0	0	145	38.7	30 to 40	84.1	50	34.5
20/01/2022	22:00	0	0	1	25	34	22	5	2	0	0	0	0	0	0	0	0	0	0	0	89	38.6	30 to 40	91.0	29	32.6
20/01/2022	23:00	0	0	1	9	15	8	4	0	1	0	0	0	0	0	0	0	0	0	0	38	39.4	30 to 40	84.2	13	34.2
24 Hr Summary		26	53	254	1391	1432	927	276	55	12	5	0	0	0	0	0	0	0	0	0	4431	38.3	30 to 40	84.6	1275	28.8

Incoming Histogram
Knoll Lane TBL facing February 2022

from Tue-Jan-18-2022-11-00-AM to Wed-Feb-23-2022-11-59-AM

Date	Starting Hr:min	<15	15 to <20	20 to <25	25 to <30	30 to <35	35 to <40	40 to <45	45 to <50	50 to <55	55 to <60	60 to <65	65 to <70	70 to <75	75 to <80	80 to <85	85 to <90	90 to <95	95 to <100	100 to >105	Total Counts	85pct Speed	10MPH Pace	% in pace	# of Speeders	% Speeders
21/01/2022	00:00	0	1	1	4	6	10	7	0	1	0	0	0	0	0	0	0	0	0	0	30	42.9	35 to 45	76.7	18	60.0
21/01/2022	01:00	0	0	0	2	3	2	1	0	1	0	0	0	0	0	0	0	0	0	0	9	45	30 to 40	77.8	4	44.4
21/01/2022	02:00	0	0	0	1	3	0	1	0	0	0	0	0	0	0	0	0	0	0	0	5	35	25 to 35	80.0	1	20.0
21/01/2022	03:00	0	0	0	2	2	1	2	0	0	0	0	0	0	0	0	0	0	0	0	7	42.5	30 to 40	71.4	3	42.9
21/01/2022	04:00	0	0	1	1	5	6	0	1	0	0	0	0	0	0	0	0	0	0	0	14	39.2	30 to 40	85.7	7	50.0
21/01/2022	05:00	0	0	0	5	9	9	3	1	0	0	0	0	0	0	0	0	0	0	0	27	40	30 to 40	85.2	13	48.1
21/01/2022	06:00	0	0	1	16	33	32	10	2	0	0	0	0	0	0	0	0	0	0	0	94	39.7	30 to 40	86.2	44	46.8
21/01/2022	07:00	0	0	8	31	77	49	21	4	0	0	0	0	0	0	0	0	0	0	0	190	39.7	30 to 40	82.6	74	38.9
21/01/2022	08:00	1	1	12	83	118	73	21	5	0	0	0	0	0	0	0	0	0	0	0	314	38.6	30 to 40	87.3	99	31.5
21/01/2022	09:00	0	1	12	87	95	61	15	1	0	0	0	0	0	0	0	0	0	0	0	272	38	30 to 40	89.3	77	28.3
21/01/2022	10:00	0	0	9	33	66	49	22	8	1	0	0	0	0	0	0	0	0	0	0	188	40.7	30 to 40	78.7	80	42.6
21/01/2022	11:00	1	2	16	67	55	64	24	5	1	0	0	0	0	0	0	0	0	0	0	235	39.6	30 to 40	79.1	94	40.0
21/01/2022	12:00	0	0	7	56	109	56	23	2	1	0	0	0	0	0	0	0	0	0	0	254	38.9	30 to 40	87.0	82	32.3
21/01/2022	13:00	0	4	21	83	116	63	17	4	0	0	0	0	0	0	0	0	0	0	0	308	38	30 to 40	85.1	84	27.3
21/01/2022	14:00	0	4	24	107	122	69	22	5	1	0	0	0	0	0	0	0	0	0	0	354	38.2	30 to 40	84.2	97	27.4
21/01/2022	15:00	0	3	19	151	161	78	19	6	5	0	0	0	0	0	0	0	0	0	0	442	37.7	30 to 40	88.2	108	24.4
21/01/2022	16:00	0	3	28	130	150	75	22	7	2	0	0	0	0	0	0	0	0	0	0	417	37.9	30 to 40	85.1	106	25.4
21/01/2022	17:00	6	11	35	147	144	61	14	1	0	1	0	0	0	0	0	0	0	0	0	420	36.1	30 to 40	83.8	77	18.3
21/01/2022	18:00	1	18	27	101	103	50	15	8	0	1	0	0	0	0	0	0	0	0	0	324	37.5	30 to 40	78.4	74	22.8
21/01/2022	19:00	0	0	9	68	73	51	17	9	1	0	0	0	0	0	0	0	0	0	0	228	39.3	30 to 40	84.2	78	34.2
21/01/2022	20:00	0	4	8	47	64	29	16	6	0	0	0	0	0	0	0	0	0	0	0	174	39.3	30 to 40	80.5	51	29.3
21/01/2022	21:00	0	4	6	38	42	24	6	2	0	0	0	0	0	0	0	0	0	0	0	122	37.9	30 to 40	85.2	32	26.2
21/01/2022	22:00	0	0	4	29	35	21	15	1	0	0	0	0	0	0	0	0	0	0	0	105	40	30 to 40	81.0	37	35.2
21/01/2022	23:00	0	0	4	17	27	5	5	4	0	0	0	0	0	0	0	0	0	0	0	62	40	30 to 40	79.0	14	22.6
24 Hr Summary		9	56	252	1306	1618	938	318	82	14	2	0	0	0	0	0	0	0	0	0	4595	38.5	30 to 40	84.0	1354	29.5

Incoming Histogram
Knoll Lane TBL facing February 2022

from Tue-Jan-18-2022-11-00-AM to Wed-Feb-23-2022-11-59-AM

Date	Starting Hr:min	<15	15 to <20	20 to <25	25 to <30	30 to <35	35 to <40	40 to <45	45 to <50	50 to <55	55 to <60	60 to <65	65 to <70	70 to <75	75 to <80	80 to <85	85 to <90	90 to <95	95 to <100	100 to >105	Total Counts	85pct Speed	10MPH Pace	% in pace	# of Speeders	% Speeders
22/01/2022	00:00	0	0	0	7	10	11	2	0	1	0	0	0	0	0	0	0	0	0	0	31	39.1	30 to 40	90.3	14	45.2
22/01/2022	01:00	0	0	0	5	7	1	3	1	0	0	0	0	0	0	0	0	0	0	0	17	41.7	30 to 40	76.5	5	29.4
22/01/2022	02:00	0	0	2	1	4	2	1	1	0	0	0	0	0	0	0	0	0	0	0	11	40	25 to 35	63.6	4	36.4
22/01/2022	03:00	0	0	0	0	1	2	4	0	0	0	0	0	0	0	0	0	0	0	0	7	43.8	35 to 45	100.0	6	85.7
22/01/2022	04:00	0	0	0	3	3	1	2	0	0	0	0	0	0	0	0	0	0	0	0	9	42.5	30 to 40	77.8	3	33.3
22/01/2022	05:00	0	0	1	2	2	4	2	1	0	0	0	0	0	0	0	0	0	0	0	12	42.5	30 to 40	66.7	7	58.3
22/01/2022	06:00	0	0	1	3	10	9	3	1	0	0	0	0	0	0	0	0	0	0	0	27	40	30 to 40	81.5	13	48.1
22/01/2022	07:00	3	1	2	10	22	17	8	3	0	0	0	0	0	0	0	0	0	0	0	66	40.6	30 to 40	74.2	28	42.4
22/01/2022	08:00	0	0	1	23	48	41	16	5	0	0	0	0	0	0	0	0	0	0	0	134	40.3	30 to 40	83.6	62	46.3
22/01/2022	09:00	0	1	11	45	69	56	17	2	2	0	0	0	0	0	0	0	0	0	0	203	39.2	30 to 40	83.7	77	37.9
22/01/2022	10:00	0	1	24	76	90	62	23	2	0	0	0	0	0	0	0	0	0	0	0	278	38.6	30 to 40	82.0	87	31.3
22/01/2022	11:00	3	1	10	51	93	74	20	0	1	0	0	0	0	0	0	0	0	0	0	253	38.9	30 to 40	86.2	95	37.5
22/01/2022	12:00	1	5	14	93	121	80	26	3	0	0	0	0	0	0	0	0	0	0	0	343	38.6	30 to 40	85.7	109	31.8
22/01/2022	13:00	0	4	14	78	111	73	25	5	1	0	0	0	0	0	0	0	0	0	0	311	38.9	30 to 40	84.2	104	33.4
22/01/2022	14:00	0	4	7	78	107	79	15	3	0	0	0	0	0	0	0	0	0	0	0	293	38.4	30 to 40	90.1	97	33.1
22/01/2022	15:00	0	7	19	86	101	43	29	5	1	0	0	0	0	0	0	0	0	0	0	291	39	30 to 40	79.0	78	26.8
22/01/2022	16:00	0	2	13	80	100	58	18	2	0	0	0	0	0	0	0	0	0	0	0	273	38.2	30 to 40	87.2	78	28.6
22/01/2022	17:00	4	4	11	103	97	49	15	4	1	0	0	0	0	0	0	0	0	0	0	288	37.7	30 to 40	86.5	69	24.0
22/01/2022	18:00	0	0	7	40	74	65	16	4	1	0	0	0	0	0	0	0	0	0	0	207	39.2	30 to 40	86.5	86	41.5
22/01/2022	19:00	0	3	5	45	71	47	15	4	1	0	0	0	0	0	0	0	0	0	0	191	39	30 to 40	85.3	67	35.1
22/01/2022	20:00	1	2	10	33	36	35	11	4	1	0	0	0	0	0	0	0	0	0	0	133	39.4	30 to 40	78.2	51	38.3
22/01/2022	21:00	0	1	2	24	38	22	12	3	2	0	0	0	0	0	0	0	0	0	0	104	40.4	30 to 40	80.8	39	37.5
22/01/2022	22:00	0	1	2	23	34	21	11	2	1	0	0	0	0	0	0	0	0	0	0	95	40	30 to 40	82.1	35	36.8
22/01/2022	23:00	0	0	3	9	30	15	6	4	0	0	0	0	0	0	0	0	0	0	0	67	40	30 to 40	80.6	25	37.3
24 Hr Summary		12	37	159	918	1279	867	300	59	13	0	0	0	0	0	0	0	0	0	0	3644	39	30 to 40	84.1	1239	34.0

Incoming Histogram
Knoll Lane TBL facing February 2022

from Tue-Jan-18-2022-11-00-AM to Wed-Feb-23-2022-11-59-AM

Date	Starting Hr:min	<15	15 to <20	20 to <25	25 to <30	30 to <35	35 to <40	40 to <45	45 to <50	50 to <55	55 to <60	60 to <65	65 to <70	70 to <75	75 to <80	80 to <85	85 to <90	90 to <95	95 to <100	100 to >105	Total Counts	85pct Speed	10MPH Pace	% in pace	# of Speeders	% Speeders
23/01/2022	00:00	0	0	0	4	6	10	6	1	0	0	0	0	0	0	0	0	0	0	0	27	42.5	35 to 45	81.5	17	63.0
23/01/2022	01:00	0	0	0	2	4	3	5	0	3	0	0	0	0	0	0	0	0	0	0	17	45	35 to 45	70.6	11	64.7
23/01/2022	02:00	0	0	0	3	4	2	6	3	1	1	0	0	0	0	0	0	0	0	0	20	48.3	35 to 45	60.0	13	65.0
23/01/2022	03:00	0	0	1	2	2	2	2	1	0	0	0	0	0	0	0	0	0	0	0	10	42.5	30 to 40	60.0	5	50.0
23/01/2022	04:00	0	0	1	3	3	3	3	0	0	1	0	0	0	0	0	0	0	0	0	14	43.3	30 to 40	64.3	7	50.0
23/01/2022	05:00	0	0	0	1	3	7	4	1	0	0	0	0	0	0	0	0	0	0	0	16	43.8	35 to 45	87.5	12	75.0
23/01/2022	06:00	0	0	0	1	5	3	5	3	0	0	0	0	0	0	0	0	0	0	0	17	45	35 to 45	76.5	11	64.7
23/01/2022	07:00	0	0	1	7	8	10	5	1	1	0	0	0	0	0	0	0	0	0	0	33	42	30 to 40	75.8	17	51.5
23/01/2022	08:00	0	0	1	16	19	19	6	2	1	0	0	0	0	0	0	0	0	0	0	64	39.7	30 to 40	84.4	28	43.8
23/01/2022	09:00	0	0	0	28	43	29	22	7	2	0	0	0	0	0	0	0	0	0	0	131	42.5	30 to 40	76.3	60	45.8
23/01/2022	10:00	0	1	3	41	72	45	11	3	0	0	0	0	0	0	0	0	0	0	0	176	38.7	30 to 40	89.8	59	33.5
23/01/2022	11:00	0	3	6	91	93	63	20	3	2	0	0	0	0	0	0	0	0	0	0	281	38.7	30 to 40	87.9	88	31.3
23/01/2022	12:00	0	2	15	70	92	61	19	3	1	0	0	0	0	0	0	0	0	0	0	263	38.7	30 to 40	84.8	84	31.9
23/01/2022	13:00	0	2	7	72	94	64	17	2	1	0	0	0	0	0	0	0	0	0	0	259	38.5	30 to 40	88.8	84	32.4
23/01/2022	14:00	4	2	16	62	82	53	25	5	1	0	0	0	0	0	0	0	0	0	0	250	39.3	30 to 40	78.8	84	33.6
23/01/2022	15:00	0	6	24	78	76	43	16	4	1	0	0	0	0	0	0	0	0	0	0	248	38.1	30 to 40	79.4	64	25.8
23/01/2022	16:00	0	1	14	72	93	44	16	6	0	0	0	0	0	0	0	0	0	0	0	246	38.3	30 to 40	85.0	66	26.8
23/01/2022	17:00	4	8	14	60	63	51	16	2	0	0	0	0	0	0	0	0	0	0	0	218	38.5	30 to 40	79.8	69	31.7
23/01/2022	18:00	0	2	6	44	56	34	20	2	0	1	0	0	0	0	0	0	0	0	0	165	39.7	30 to 40	81.2	57	34.5
23/01/2022	19:00	0	0	5	40	55	25	14	3	1	1	0	0	0	0	0	0	0	0	0	144	39.4	30 to 40	83.3	44	30.6
23/01/2022	20:00	0	0	4	26	53	30	10	4	0	0	0	0	0	0	0	0	0	0	0	127	39.2	30 to 40	85.8	44	34.6
23/01/2022	21:00	0	0	2	18	27	14	8	6	1	1	0	0	0	0	0	0	0	0	0	77	42.5	30 to 40	76.6	30	39.0
23/01/2022	22:00	0	0	1	13	18	9	5	2	2	0	0	0	0	0	0	0	0	0	0	50	41	30 to 40	80.0	18	36.0
23/01/2022	23:00	1	0	2	2	9	3	3	2	0	0	0	0	0	0	0	0	0	0	0	22	43.3	35 to 45	68.2	8	36.4
24 Hr Summary		9	27	123	756	980	627	264	66	18	5	0	0	0	0	0	0	0	0	0	2875	39.4	30 to 40	82.2	980	34.1

Incoming Histogram
Knoll Lane TBL facing February 2022

from Tue-Jan-18-2022-11-00-AM to Wed-Feb-23-2022-11-59-AM

Date	Starting Hr:min	<15	15 to <20	20 to <25	25 to <30	30 to <35	35 to <40	40 to <45	45 to <50	50 to <55	55 to <60	60 to <65	65 to <70	70 to <75	75 to <80	80 to <85	85 to <90	90 to <95	95 to <100	100 to >105	Total Counts	85pct Speed	10MPH Pace	% in pace	# of Speeders	% Speeders
24/01/2022	00:00	0	0	0	1	1	3	2	0	0	0	0	0	0	0	0	0	0	0	0	7	42.5	35 to 45	85.7	5	71.4
24/01/2022	01:00	0	0	0	2	1	1	0	0	1	0	0	0	0	0	0	0	0	0	0	5	40	30 to 40	80.0	2	40.0
24/01/2022	02:00	0	0	0	2	1	2	0	1	0	0	0	0	0	0	0	0	0	0	0	6	40	30 to 40	83.3	3	50.0
24/01/2022	03:00	0	0	0	1	0	2	0	0	0	1	0	0	0	0	0	0	0	0	0	4	40	30 to 40	75.0	3	75.0
24/01/2022	04:00	0	0	0	4	2	2	2	0	1	0	0	0	0	0	0	0	0	0	0	11	42.5	30 to 40	72.7	5	45.5
24/01/2022	05:00	0	1	1	6	8	10	4	2	0	0	0	0	0	0	0	0	0	0	0	32	41.2	30 to 40	75.0	16	50.0
24/01/2022	06:00	0	0	1	14	22	28	4	2	0	0	0	0	0	0	0	0	0	0	0	71	39.1	30 to 40	90.1	34	47.9
24/01/2022	07:00	0	2	4	50	88	44	15	6	1	0	0	0	0	0	0	0	0	0	0	210	38.9	30 to 40	86.7	66	31.4
24/01/2022	08:00	0	4	18	83	134	60	15	2	0	0	0	0	0	0	0	0	0	0	0	316	37.5	30 to 40	87.7	77	24.4
24/01/2022	09:00	0	0	7	67	86	46	20	2	0	0	0	0	0	0	0	0	0	0	0	228	38.7	30 to 40	87.3	68	29.8
24/01/2022	10:00	0	1	11	64	67	41	17	2	0	0	0	0	0	0	0	0	0	0	0	203	38.7	30 to 40	84.7	60	29.6
24/01/2022	11:00	0	3	7	65	73	41	24	5	0	0	0	0	0	0	0	0	0	0	0	218	39.5	30 to 40	82.1	70	32.1
24/01/2022	12:00	0	3	24	84	91	29	17	3	0	0	0	0	0	0	0	0	0	0	0	251	36.9	30 to 40	81.3	49	19.5
24/01/2022	13:00	7	0	18	73	84	50	14	2	0	0	0	0	0	0	0	0	0	0	0	248	37.9	30 to 40	83.5	66	26.6
24/01/2022	14:00	2	3	24	109	96	51	21	4	1	0	0	0	0	0	0	0	0	0	0	311	37.9	30 to 40	82.3	77	24.8
24/01/2022	15:00	0	3	21	138	165	78	19	7	2	0	0	0	0	0	0	0	0	0	0	433	37.6	30 to 40	88.0	106	24.5
24/01/2022	16:00	0	6	22	138	121	70	16	6	0	0	0	0	0	0	0	0	0	0	0	379	37.5	30 to 40	86.8	92	24.3
24/01/2022	17:00	11	23	46	180	150	41	16	2	1	0	0	0	0	0	0	0	0	0	0	470	34.7	25 to 35	80.0	60	12.8
24/01/2022	18:00	5	4	15	126	84	55	13	1	0	0	0	0	0	0	0	0	0	0	0	303	37.2	30 to 40	87.5	69	22.8
24/01/2022	19:00	0	0	5	47	90	57	10	3	0	0	1	0	0	0	0	0	0	0	0	213	38.4	30 to 40	91.1	71	33.3
24/01/2022	20:00	0	0	6	30	56	37	17	1	0	0	0	0	0	0	0	0	0	0	0	147	39.5	30 to 40	83.7	55	37.4
24/01/2022	21:00	0	0	4	28	36	29	13	2	0	0	1	0	0	0	0	0	0	0	0	113	39.8	30 to 40	82.3	45	39.8
24/01/2022	22:00	0	0	1	19	23	12	3	5	2	0	0	0	0	0	0	0	0	0	0	65	40	30 to 40	83.1	22	33.8
24/01/2022	23:00	0	1	1	8	9	4	5	2	1	0	2	0	0	0	0	0	0	0	0	33	45	30 to 40	63.6	14	42.4
24 Hr Summary		25	54	236	1339	1488	793	267	60	10	1	4	0	0	0	0	0	0	0	0	4277	38.1	30 to 40	84.6	1135	26.5

Incoming Histogram
Knoll Lane TBL facing February 2022

from Tue-Jan-18-2022-11-00-AM to Wed-Feb-23-2022-11-59-AM

Date	Starting Hr:min	<15	15 to <20	20 to <25	25 to <30	30 to <35	35 to <40	40 to <45	45 to <50	50 to <55	55 to <60	60 to <65	65 to <70	70 to <75	75 to <80	80 to <85	85 to <90	90 to <95	95 to <100	100 to >105	Total Counts	85pct Speed	10MPH Pace	% in pace	# of Speeders	% Speeders
25/01/2022	00:00	0	0	1	3	10	4	3	0	1	0	0	0	0	0	0	0	0	0	0	22	41.7	30 to 40	77.3	8	36.4
25/01/2022	01:00	0	0	0	2	2	3	1	1	0	0	0	0	0	0	0	0	0	0	0	9	45	30 to 40	77.8	5	55.6
25/01/2022	02:00	0	0	0	2	5	4	2	0	0	0	0	0	0	0	0	0	0	0	0	13	40	30 to 40	84.6	6	46.2
25/01/2022	03:00	0	0	0	2	5	1	0	0	1	0	0	0	0	0	0	0	0	0	0	9	40	30 to 40	88.9	2	22.2
25/01/2022	04:00	0	0	0	3	5	5	1	0	0	0	0	0	0	0	0	0	0	0	0	14	39	30 to 40	92.9	6	42.9
25/01/2022	05:00	0	0	1	7	4	4	3	2	1	0	0	0	0	0	0	0	0	0	0	22	45	30 to 40	68.2	10	45.5
25/01/2022	06:00	0	0	1	24	18	24	12	3	0	0	0	0	0	0	0	0	0	0	0	82	41.2	30 to 40	80.5	39	47.6
25/01/2022	07:00	1	1	4	53	80	52	15	3	0	0	0	0	0	0	0	0	0	0	0	209	38.8	30 to 40	88.5	70	33.5
25/01/2022	08:00	0	3	11	116	120	74	20	3	1	0	0	0	0	0	0	0	0	0	0	348	38.1	30 to 40	89.1	98	28.2
25/01/2022	09:00	0	0	10	55	95	63	16	4	0	0	0	0	0	0	0	0	0	0	0	243	38.7	30 to 40	87.7	83	34.2
25/01/2022	10:00	0	1	9	53	77	33	14	1	0	0	0	0	0	0	0	0	0	0	0	188	38	30 to 40	86.7	48	25.5
25/01/2022	11:00	2	4	14	51	55	42	12	4	0	0	0	0	0	0	0	0	0	0	0	184	38.6	30 to 40	80.4	58	31.5
25/01/2022	12:00	1	2	18	70	107	44	7	7	2	0	0	0	0	0	0	0	0	0	0	258	37.4	30 to 40	85.7	60	23.3
25/01/2022	13:00	0	0	5	79	73	66	17	0	1	0	0	0	0	0	0	0	0	0	0	241	38.6	30 to 40	90.5	84	34.9
25/01/2022	14:00	4	7	15	87	114	63	17	2	0	0	0	0	0	0	0	0	0	0	0	309	37.9	30 to 40	85.4	82	26.5
25/01/2022	15:00	1	2	29	142	181	57	18	4	1	0	0	0	0	0	0	0	0	0	0	435	36.3	30 to 40	87.4	80	18.4
25/01/2022	16:00	1	5	21	139	164	47	15	5	2	0	0	0	0	0	0	0	0	0	0	399	36	30 to 40	87.7	69	17.3
25/01/2022	17:00	15	11	56	128	130	53	14	3	0	0	0	0	0	0	0	0	0	0	0	410	35.8	25 to 35	76.6	70	17.1
25/01/2022	18:00	8	11	31	113	112	48	15	1	2	0	0	0	0	0	0	0	0	0	0	341	36.6	30 to 40	80.1	66	19.4
25/01/2022	19:00	0	7	7	69	91	39	16	3	0	0	0	0	0	0	0	0	0	0	0	232	37.9	30 to 40	85.8	58	25.0
25/01/2022	20:00	0	0	9	33	54	41	12	3	0	0	0	0	0	0	0	0	0	0	0	152	39	30 to 40	84.2	56	36.8
25/01/2022	21:00	0	2	8	34	28	19	6	1	0	0	0	0	0	0	0	0	0	0	0	98	37.9	30 to 40	82.7	26	26.5
25/01/2022	22:00	0	2	8	20	27	21	8	0	0	1	0	0	0	0	0	0	0	0	0	87	39	30 to 40	78.2	30	34.5
25/01/2022	23:00	0	0	2	8	8	4	5	0	0	0	0	0	0	0	0	0	0	0	0	27	41	30 to 40	74.1	9	33.3
24 Hr Summary		33	58	260	1293	1565	811	249	50	12	1	0	0	0	0	0	0	0	0	0	4332	37.9	30 to 40	84.7	1123	25.9

Incoming Histogram
Knoll Lane TBL facing February 2022

from Tue-Jan-18-2022-11-00-AM to Wed-Feb-23-2022-11-59-AM

Date	Starting Hr:min	<15	15 to <20	20 to <25	25 to <30	30 to <35	35 to <40	40 to <45	45 to <50	50 to <55	55 to <60	60 to <65	65 to <70	70 to <75	75 to <80	80 to <85	85 to <90	90 to <95	95 to <100	100 to >105	Total Counts	85pct Speed	10MPH Pace	% in pace	# of Speeders	% Speeders
26/01/2022	00:00	0	0	1	5	5	5	0	1	1	0	0	0	0	0	0	0	0	0	0	18	39	30 to 40	83.3	7	38.9
26/01/2022	01:00	0	0	0	4	3	3	1	1	0	0	0	0	0	0	0	0	0	0	0	12	40	30 to 40	83.3	5	41.7
26/01/2022	02:00	0	0	1	3	2	2	2	0	0	0	0	0	0	0	0	0	0	0	0	10	40	30 to 40	70.0	4	40.0
26/01/2022	03:00	0	0	0	1	1	1	0	1	0	0	0	0	0	0	0	0	0	0	0	4	40	30 to 40	75.0	2	50.0
26/01/2022	04:00	0	0	0	1	2	2	1	1	0	1	0	0	0	0	0	0	0	0	0	8	50	30 to 40	62.5	5	62.5
26/01/2022	05:00	0	0	1	3	8	7	2	1	0	0	0	0	0	0	0	0	0	0	0	22	40	30 to 40	81.8	10	45.5
26/01/2022	06:00	0	0	0	16	18	30	16	0	0	0	0	0	0	0	0	0	0	0	0	80	41.2	30 to 40	80.0	46	57.5
26/01/2022	07:00	1	0	8	45	66	69	14	2	2	0	1	0	0	0	0	0	0	0	0	208	39.1	30 to 40	86.5	88	42.3
26/01/2022	08:00	4	6	11	105	119	72	28	5	1	0	0	0	0	0	0	0	0	0	0	351	38.7	30 to 40	84.3	106	30.2
26/01/2022	09:00	0	0	3	58	85	50	20	3	0	0	0	0	0	0	0	0	0	0	0	219	39	30 to 40	88.1	73	33.3
26/01/2022	10:00	0	0	5	86	53	47	13	1	1	0	0	0	0	0	0	0	0	0	0	206	38.3	30 to 40	90.3	62	30.1
26/01/2022	11:00	0	5	16	45	85	54	15	4	0	0	0	0	0	0	0	0	0	0	0	224	38.6	30 to 40	82.1	73	32.6
26/01/2022	12:00	2	2	11	78	71	47	14	0	1	0	0	0	0	0	0	0	0	0	0	226	38	30 to 40	86.7	62	27.4
26/01/2022	13:00	0	5	19	77	70	54	17	4	1	0	0	0	0	0	0	0	0	0	0	247	38.6	30 to 40	81.4	76	30.8
26/01/2022	14:00	2	3	21	100	111	47	16	4	0	0	0	0	0	0	0	0	0	0	0	304	37.2	30 to 40	84.9	67	22.0
26/01/2022	15:00	0	0	21	132	173	85	22	4	1	0	1	0	0	0	0	0	0	0	0	439	37.8	30 to 40	88.8	113	25.7
26/01/2022	16:00	7	12	38	116	134	56	24	4	1	0	0	0	0	0	0	0	0	0	0	392	37.3	30 to 40	78.1	85	21.7
26/01/2022	17:00	3	7	43	155	150	73	16	5	0	0	0	0	0	0	0	0	0	0	0	452	36.8	30 to 40	83.6	94	20.8
26/01/2022	18:00	10	5	12	80	150	55	11	1	0	0	0	0	0	0	0	0	0	0	0	324	36.6	30 to 40	88.0	67	20.7
26/01/2022	19:00	0	3	17	63	66	56	17	4	1	0	0	0	0	0	0	0	0	0	0	227	38.9	30 to 40	81.5	78	34.4
26/01/2022	20:00	0	2	15	51	67	34	14	1	0	0	0	0	0	0	0	0	0	0	0	184	38.1	30 to 40	82.6	49	26.6
26/01/2022	21:00	4	2	12	28	40	24	10	4	0	1	0	0	0	0	0	0	0	0	0	125	39.2	30 to 40	73.6	39	31.2
26/01/2022	22:00	0	2	6	25	30	19	6	2	0	0	0	0	0	0	0	0	0	0	0	90	38.4	30 to 40	82.2	27	30.0
26/01/2022	23:00	0	0	2	14	10	5	6	1	0	1	0	0	0	0	0	0	0	0	0	39	41.7	30 to 40	74.4	13	33.3
24 Hr Summary		33	54	263	1291	1519	897	285	54	10	3	2	0	0	0	0	0	0	0	0	4411	38.3	30 to 40	84.0	1251	28.4

Incoming Histogram
Knoll Lane TBL facing February 2022

from Tue-Jan-18-2022-11-00-AM to Wed-Feb-23-2022-11-59-AM

Date	Starting Hr:min	<15	15 to <20	20 to <25	25 to <30	30 to <35	35 to <40	40 to <45	45 to <50	50 to <55	55 to <60	60 to <65	65 to <70	70 to <75	75 to <80	80 to <85	85 to <90	90 to <95	95 to <100	100 to >105	Total Counts	85pct Speed	10MPH Pace	% in pace	# of Speeders	% Speeders
27/01/2022	00:00	0	0	1	6	7	6	4	2	0	0	0	0	0	0	0	0	0	0	0	26	42.5	30 to 40	73.1	12	46.2
27/01/2022	01:00	0	0	0	1	0	1	4	1	0	0	0	0	0	0	0	0	0	0	0	7	45	40 to 50	85.7	6	85.7
27/01/2022	02:00	0	0	0	2	1	1	2	0	0	0	0	0	0	0	0	0	0	0	0	6	42.5	30 to 40	66.7	3	50.0
27/01/2022	03:00	0	0	0	1	2	4	0	2	0	0	0	0	0	0	0	0	0	0	0	9	47.5	30 to 40	77.8	6	66.7
27/01/2022	04:00	0	0	1	5	5	1	0	0	0	0	0	0	0	0	0	0	0	0	0	12	34	25 to 35	91.7	1	8.3
27/01/2022	05:00	0	0	1	3	8	9	1	0	1	1	0	0	0	0	0	0	0	0	0	24	39.4	30 to 40	83.3	12	50.0
27/01/2022	06:00	0	0	1	10	31	29	12	2	0	1	0	0	0	0	0	0	0	0	0	86	40.8	35 to 45	83.7	44	51.2
27/01/2022	07:00	3	3	10	58	79	45	17	2	1	0	0	0	0	0	0	0	0	0	0	218	38.6	30 to 40	83.5	65	29.8
27/01/2022	08:00	0	2	10	79	130	81	14	2	0	0	0	0	0	0	0	0	0	0	0	318	38	30 to 40	91.2	97	30.5
27/01/2022	09:00	0	2	10	87	83	52	16	0	0	0	0	0	0	0	0	0	0	0	0	250	37.9	30 to 40	88.8	68	27.2
27/01/2022	10:00	0	4	12	62	65	45	13	2	0	0	0	0	0	0	0	0	0	0	0	203	38.3	30 to 40	84.7	60	29.6
27/01/2022	11:00	1	3	14	61	85	69	19	0	1	0	0	0	0	0	0	0	0	0	0	253	38.7	30 to 40	85.0	89	35.2
27/01/2022	12:00	0	0	4	78	101	44	15	4	0	0	0	0	0	0	0	0	0	0	0	246	38	30 to 40	90.7	63	25.6
27/01/2022	13:00	0	0	11	71	95	66	16	3	0	0	0	0	0	0	0	0	0	0	0	262	38.5	30 to 40	88.5	85	32.4
27/01/2022	14:00	2	0	15	96	128	65	11	1	1	0	0	0	0	0	0	0	0	0	0	319	37.3	30 to 40	90.6	78	24.5
27/01/2022	15:00	3	3	22	105	156	74	19	2	0	0	0	0	0	0	0	0	0	0	0	384	37.5	30 to 40	87.2	95	24.7
27/01/2022	16:00	0	4	8	98	152	82	22	4	1	0	0	0	0	0	0	0	0	0	0	371	38.2	30 to 40	89.5	109	29.4
27/01/2022	17:00	1	3	44	157	121	63	18	2	1	0	0	0	0	0	0	0	0	0	0	410	36.7	30 to 40	83.2	84	20.5
27/01/2022	18:00	1	3	16	127	139	52	15	2	0	0	1	0	0	0	0	0	0	0	0	356	36.6	30 to 40	89.3	70	19.7
27/01/2022	19:00	3	2	15	57	78	52	13	2	1	0	0	0	0	0	0	0	0	0	0	223	38.4	30 to 40	83.9	68	30.5
27/01/2022	20:00	0	1	9	54	72	37	15	2	0	0	0	0	0	0	0	0	0	0	0	190	38.5	30 to 40	85.8	54	28.4
27/01/2022	21:00	0	2	8	37	44	40	12	3	0	0	0	0	0	0	0	0	0	0	0	146	39.1	30 to 40	82.9	55	37.7
27/01/2022	22:00	0	0	5	26	28	21	8	4	0	0	0	0	0	0	0	0	0	0	0	92	39.5	30 to 40	81.5	33	35.9
27/01/2022	23:00	1	1	1	8	14	11	5	2	0	0	0	0	0	0	0	0	0	0	0	43	41	30 to 40	76.7	18	41.9
24 Hr Summary		15	33	218	1289	1624	950	271	44	7	2	1	0	0	0	0	0	0	0	0	4454	38.2	30 to 40	86.7	1275	28.6

Incoming Histogram
Knoll Lane TBL facing February 2022

from Tue-Jan-18-2022-11-00-AM to Wed-Feb-23-2022-11-59-AM

Date	Starting Hr:min	<15	15 to <20	20 to <25	25 to <30	30 to <35	35 to <40	40 to <45	45 to <50	50 to <55	55 to <60	60 to <65	65 to <70	70 to <75	75 to <80	80 to <85	85 to <90	90 to <95	95 to <100	100 to >105	Total Counts	85pct Speed	10MPH Pace	% in pace	# of Speeders	% Speeders
28/01/2022	00:00	0	0	1	4	7	7	4	2	0	0	0	0	0	0	0	0	0	0	0	25	42.5	30 to 40	72.0	13	52.0
28/01/2022	01:00	0	0	1	1	5	4	3	0	0	0	0	0	0	0	0	0	0	0	0	14	41.7	35 to 45	85.7	7	50.0
28/01/2022	02:00	0	0	0	4	3	2	1	0	0	0	0	0	0	0	0	0	0	0	0	10	37.5	30 to 40	90.0	3	30.0
28/01/2022	03:00	0	0	0	1	2	2	1	1	0	1	0	0	0	0	0	0	0	0	0	8	50	30 to 40	62.5	5	62.5
28/01/2022	04:00	0	0	1	3	2	3	1	0	0	0	0	0	0	0	0	0	0	0	0	10	38.3	30 to 40	80.0	4	40.0
28/01/2022	05:00	0	0	2	4	5	3	4	1	0	0	0	0	0	0	0	0	0	0	0	19	42.5	30 to 40	63.2	8	42.1
28/01/2022	06:00	0	0	1	9	24	23	8	4	0	0	0	0	0	0	0	0	0	0	0	69	41.2	30 to 40	81.2	35	50.7
28/01/2022	07:00	0	0	7	48	60	52	21	1	0	1	0	0	0	0	0	0	0	0	0	190	39.5	30 to 40	84.2	75	39.5
28/01/2022	08:00	2	1	15	67	116	66	23	2	0	0	0	0	0	0	0	0	0	0	0	292	38.6	30 to 40	85.3	91	31.2
28/01/2022	09:00	0	2	13	79	162	86	27	5	1	0	0	0	0	0	0	0	0	0	0	375	38.7	30 to 40	87.2	119	31.7
28/01/2022	10:00	1	4	4	55	72	53	15	2	0	0	0	0	0	0	0	0	0	0	0	206	38.7	30 to 40	87.4	70	34.0
28/01/2022	11:00	3	2	7	63	92	54	20	3	2	0	0	0	0	0	0	0	0	0	0	246	38.9	30 to 40	85.0	79	32.1
28/01/2022	12:00	0	2	6	74	109	69	22	2	0	0	0	0	0	0	0	0	0	0	0	284	38.6	30 to 40	88.7	93	32.7
28/01/2022	13:00	0	3	18	80	99	64	23	4	1	0	0	0	0	0	0	0	0	0	0	292	38.8	30 to 40	83.2	92	31.5
28/01/2022	14:00	0	6	8	74	132	86	24	5	0	1	0	0	0	0	0	0	0	0	0	336	38.8	30 to 40	86.9	116	34.5
28/01/2022	15:00	2	3	15	131	171	97	23	1	0	0	0	0	0	0	0	0	0	0	0	443	37.8	30 to 40	90.1	121	27.3
28/01/2022	16:00	0	5	27	146	129	73	24	2	0	0	0	0	0	0	0	0	0	0	0	406	37.6	30 to 40	85.7	99	24.4
28/01/2022	17:00	3	15	37	147	140	56	13	6	0	0	0	0	0	0	0	0	0	0	0	417	36.1	30 to 40	82.3	75	18.0
28/01/2022	18:00	0	4	13	106	111	73	18	4	1	0	0	0	0	0	0	0	0	0	0	330	38.2	30 to 40	87.9	96	29.1
28/01/2022	19:00	0	2	19	67	84	62	23	3	0	0	0	0	0	0	0	0	0	0	0	260	39	30 to 40	81.9	88	33.8
28/01/2022	20:00	0	1	6	56	66	39	12	3	1	0	0	0	0	0	0	0	0	0	0	184	38.5	30 to 40	87.5	55	29.9
28/01/2022	21:00	3	3	6	24	50	24	11	1	0	0	0	0	0	0	0	0	0	0	0	122	38.8	30 to 40	80.3	36	29.5
28/01/2022	22:00	0	0	2	33	33	30	10	2	0	0	0	0	0	0	0	0	0	0	0	110	39.3	30 to 40	87.3	42	38.2
28/01/2022	23:00	0	0	0	14	18	20	8	0	0	0	0	0	0	0	0	0	0	0	0	60	39.8	30 to 40	86.7	28	46.7
24 Hr Summary		14	53	209	1290	1692	1048	339	54	6	3	0	0	0	0	0	0	0	0	0	4708	38.5	30 to 40	85.6	1450	30.8

Incoming Histogram
Knoll Lane TBL facing February 2022

from Tue-Jan-18-2022-11-00-AM to Wed-Feb-23-2022-11-59-AM

Date	Starting Hr:min	<15	15 to <20	20 to <25	25 to <30	30 to <35	35 to <40	40 to <45	45 to <50	50 to <55	55 to <60	60 to <65	65 to <70	70 to <75	75 to <80	80 to <85	85 to <90	90 to <95	95 to <100	100 to >105	Total Counts	85pct Speed	10MPH Pace	% in pace	# of Speeders	% Speeders
29/01/2022	00:00	0	0	2	4	7	9	2	1	0	0	0	0	0	0	0	0	0	0	0	25	39.4	30 to 40	80.0	12	48.0
29/01/2022	01:00	0	0	0	1	7	6	2	1	0	0	0	0	0	0	0	0	0	0	0	17	40	35 to 45	88.2	9	52.9
29/01/2022	02:00	0	0	0	1	4	6	2	2	0	0	0	0	0	0	0	0	0	0	0	15	45	35 to 45	80.0	10	66.7
29/01/2022	03:00	0	0	0	5	1	2	5	0	0	0	0	0	0	0	0	0	0	0	0	13	43	30 to 40	61.5	7	53.8
29/01/2022	04:00	0	0	1	2	5	2	3	4	0	1	0	0	0	0	0	0	0	0	0	18	47.5	35 to 45	55.6	10	55.6
29/01/2022	05:00	0	0	0	3	4	6	3	1	0	0	0	0	0	0	0	0	0	0	0	17	41.7	30 to 40	76.5	10	58.8
29/01/2022	06:00	0	0	0	6	13	11	6	0	1	0	0	0	0	0	0	0	0	0	0	37	40.8	30 to 40	81.1	18	48.6
29/01/2022	07:00	0	0	0	11	19	19	7	2	1	0	0	0	0	0	0	0	0	0	0	59	40.7	30 to 40	83.1	29	49.2
29/01/2022	08:00	0	0	6	23	42	33	10	2	2	0	0	0	0	0	0	0	0	0	0	118	39.4	30 to 40	83.1	47	39.8
29/01/2022	09:00	0	1	7	55	68	67	15	2	0	0	0	0	0	0	0	0	0	0	0	215	38.9	30 to 40	88.4	84	39.1
29/01/2022	10:00	0	1	9	46	105	59	21	6	1	0	0	0	0	0	0	0	0	0	0	248	39.2	30 to 40	84.7	87	35.1
29/01/2022	11:00	0	2	19	87	109	64	18	0	0	0	0	0	0	0	0	0	0	0	0	299	37.9	30 to 40	87.0	82	27.4
29/01/2022	12:00	0	1	13	73	92	81	25	4	0	0	0	0	0	0	0	0	0	0	0	289	39.1	30 to 40	85.1	110	38.1
29/01/2022	13:00	4	5	22	85	118	76	17	3	0	0	0	0	0	0	0	0	0	0	0	330	38	30 to 40	84.5	96	29.1
29/01/2022	14:00	0	0	13	78	113	81	17	8	1	1	0	0	0	0	0	0	0	0	0	312	38.8	30 to 40	87.2	108	34.6
29/01/2022	15:00	1	4	12	74	125	66	13	2	0	0	0	0	0	0	0	0	0	0	0	297	37.7	30 to 40	89.2	81	27.3
29/01/2022	16:00	2	6	18	72	106	67	17	2	1	1	0	0	0	0	0	0	0	0	0	292	38.3	30 to 40	83.9	88	30.1
29/01/2022	17:00	1	7	20	100	108	54	21	3	0	0	0	0	0	0	0	0	0	0	0	314	37.9	30 to 40	83.4	78	24.8
29/01/2022	18:00	0	0	15	79	83	58	18	6	1	0	0	0	0	0	0	0	0	0	0	260	38.8	30 to 40	84.6	83	31.9
29/01/2022	19:00	2	2	9	67	56	31	16	4	1	0	0	0	0	0	0	0	0	0	0	188	38.9	30 to 40	81.9	52	27.7
29/01/2022	20:00	0	1	4	27	37	29	8	7	0	0	0	0	0	0	0	0	0	0	0	113	39.7	30 to 40	82.3	44	38.9
29/01/2022	21:00	0	3	1	33	40	28	15	0	1	0	0	0	0	0	0	0	0	0	0	121	39.6	30 to 40	83.5	44	36.4
29/01/2022	22:00	0	0	0	26	43	19	4	5	0	1	0	0	0	0	0	0	0	0	0	98	38.7	30 to 40	89.8	29	29.6
29/01/2022	23:00	0	1	0	18	22	21	6	1	1	0	0	0	0	0	0	0	0	0	0	70	39.5	30 to 40	87.1	29	41.4
24 Hr Summary		10	34	171	976	1327	895	271	66	11	4	0	0	0	0	0	0	0	0	0	3765	38.8	30 to 40	84.9	1247	33.1

Incoming Histogram
Knoll Lane TBL facing February 2022

from Tue-Jan-18-2022-11-00-AM to Wed-Feb-23-2022-11-59-AM

Date	Starting Hr:min	<15	15 to <20	20 to <25	25 to <30	30 to <35	35 to <40	40 to <45	45 to <50	50 to <55	55 to <60	60 to <65	65 to <70	70 to <75	75 to <80	80 to <85	85 to <90	90 to <95	95 to <100	100 to >105	Total Counts	85pct Speed	10MPH Pace	% in pace	# of Speeders	% Speeders
30/01/2022	00:00	0	0	2	8	18	10	5	0	1	0	0	0	0	0	0	0	0	0	0	44	39.5	30 to 40	81.8	16	36.4
30/01/2022	01:00	0	0	0	5	5	4	11	3	0	0	0	0	0	0	0	0	0	0	0	28	44.5	35 to 45	71.4	18	64.3
30/01/2022	02:00	0	0	0	0	5	7	3	0	0	0	0	0	0	0	0	0	0	0	0	15	41.7	35 to 45	100.0	10	66.7
30/01/2022	03:00	0	0	0	3	1	3	5	0	0	0	0	0	0	0	0	0	0	0	0	12	43	35 to 45	75.0	8	66.7
30/01/2022	04:00	0	0	0	3	3	4	0	0	0	0	0	0	0	0	0	0	0	0	0	10	37.5	30 to 40	100.0	4	40.0
30/01/2022	05:00	0	0	0	6	1	6	3	1	0	0	0	0	0	0	0	0	0	0	0	17	41.7	30 to 40	76.5	10	58.8
30/01/2022	06:00	0	0	0	5	4	7	2	0	1	0	0	0	0	0	0	0	0	0	0	19	40	30 to 40	84.2	10	52.6
30/01/2022	07:00	0	0	0	6	11	7	3	0	0	0	0	0	0	0	0	0	0	0	0	27	39.3	30 to 40	88.9	10	37.0
30/01/2022	08:00	0	0	0	17	29	15	3	6	0	0	0	0	0	0	0	0	0	0	0	70	39.7	30 to 40	87.1	24	34.3
30/01/2022	09:00	0	0	4	19	34	34	18	5	0	1	0	0	0	0	0	0	0	0	0	115	41.9	30 to 40	75.7	58	50.4
30/01/2022	10:00	0	2	6	39	61	60	14	2	1	0	0	0	0	0	0	0	0	0	0	185	39.1	30 to 40	86.5	77	41.6
30/01/2022	11:00	0	4	8	50	111	64	34	10	1	0	0	0	0	0	0	0	0	0	0	282	40.4	30 to 40	79.8	109	38.7
30/01/2022	12:00	1	5	18	72	101	72	25	4	0	0	0	0	0	0	0	0	0	0	0	298	38.9	30 to 40	82.2	101	33.9
30/01/2022	13:00	0	1	7	48	98	71	29	3	1	0	0	0	0	0	0	0	0	0	0	258	39.6	30 to 40	84.1	104	40.3
30/01/2022	14:00	0	2	6	74	94	70	20	6	0	0	0	0	0	0	0	0	0	0	0	272	38.9	30 to 40	87.5	96	35.3
30/01/2022	15:00	0	0	4	70	99	70	24	1	2	3	0	0	0	0	0	0	0	0	0	273	39.2	30 to 40	87.5	100	36.6
30/01/2022	16:00	0	2	12	65	82	52	23	5	1	0	0	0	0	0	0	0	0	0	0	242	39.3	30 to 40	82.2	81	33.5
30/01/2022	17:00	0	2	10	70	72	38	13	1	0	1	0	0	0	0	0	0	0	0	0	207	37.9	30 to 40	87.0	53	25.6
30/01/2022	18:00	1	6	13	56	60	51	15	6	1	0	0	0	0	0	0	0	0	0	0	209	39.1	30 to 40	79.9	73	34.9
30/01/2022	19:00	0	0	3	48	53	40	14	2	1	1	0	0	0	0	0	0	0	0	0	162	39.2	30 to 40	87.0	58	35.8
30/01/2022	20:00	0	0	4	15	41	29	11	4	1	0	0	0	0	0	0	0	0	0	0	105	40	30 to 40	81.0	45	42.9
30/01/2022	21:00	0	0	0	20	34	24	8	1	0	0	0	1	1	0	0	0	0	0	0	89	39.6	30 to 40	87.6	35	39.3
30/01/2022	22:00	0	0	0	11	18	17	3	4	1	0	0	0	0	0	0	0	0	0	0	54	40	30 to 40	85.2	25	46.3
30/01/2022	23:00	0	0	0	6	7	5	5	3	0	0	0	0	0	0	0	0	0	0	0	26	44	30 to 40	69.2	13	50.0
24 Hr Summary		2	24	97	716	1042	760	291	67	12	6	0	1	1	0	0	0	0	0	0	3019	39.5	30 to 40	83.4	1138	37.7

Incoming Histogram
Knoll Lane TBL facing February 2022

from Tue-Jan-18-2022-11-00-AM to Wed-Feb-23-2022-11-59-AM

Date	Starting Hr:min	<15	15 to <20	20 to <25	25 to <30	30 to <35	35 to <40	40 to <45	45 to <50	50 to <55	55 to <60	60 to <65	65 to <70	70 to <75	75 to <80	80 to <85	85 to <90	90 to <95	95 to <100	100 to >105	Total Counts	85pct Speed	10MPH Pace	% in pace	# of Speeders	% Speeders
31/01/2022	00:00	0	0	0	6	5	3	0	1	0	0	0	0	0	0	0	0	0	0	0	15	38.3	30 to 40	93.3	4	26.7
31/01/2022	01:00	0	0	0	1	5	2	1	0	0	0	0	0	0	0	0	0	0	0	0	9	40	30 to 40	88.9	3	33.3
31/01/2022	02:00	0	0	1	1	0	1	2	0	0	1	0	0	0	0	0	0	0	0	0	6	45	35 to 45	50.0	4	66.7
31/01/2022	03:00	0	0	0	1	1	0	1	0	0	0	0	0	0	0	0	0	0	0	0	3	45	25 to 35	66.7	1	33.3
31/01/2022	04:00	0	0	0	3	1	3	3	0	0	0	0	0	0	0	0	0	0	0	0	10	41.7	30 to 40	70.0	6	60.0
31/01/2022	05:00	0	0	1	9	8	8	1	2	0	0	0	0	0	0	0	0	0	0	0	29	39.4	30 to 40	86.2	11	37.9
31/01/2022	06:00	0	1	4	7	22	25	11	2	0	0	0	0	0	0	0	0	0	0	0	72	40.9	35 to 45	80.6	38	52.8
31/01/2022	07:00	0	1	8	49	62	62	21	7	1	0	0	0	0	0	0	0	0	0	0	211	39.8	30 to 40	82.0	91	43.1
31/01/2022	08:00	0	1	6	94	136	81	21	4	0	0	0	0	0	0	0	0	0	0	0	343	38.4	30 to 40	90.7	106	30.9
31/01/2022	09:00	0	4	8	56	79	73	25	7	3	0	0	0	0	0	0	0	0	0	0	255	39.8	30 to 40	81.6	108	42.4
31/01/2022	10:00	2	2	9	53	72	49	24	3	0	0	0	0	0	0	0	0	0	0	0	214	39.5	30 to 40	81.3	76	35.5
31/01/2022	11:00	0	0	6	60	70	53	17	3	1	0	0	0	0	0	0	0	0	0	0	210	39	30 to 40	87.1	74	35.2
31/01/2022	12:00	0	0	4	60	94	53	22	5	0	0	0	0	0	0	0	0	0	0	0	238	39.2	30 to 40	87.0	80	33.6
31/01/2022	13:00	0	0	11	63	88	59	31	1	0	0	0	0	0	0	0	0	0	0	0	253	39.5	30 to 40	83.0	91	36.0
31/01/2022	14:00	0	1	13	81	104	57	27	7	0	0	0	0	0	0	0	0	0	0	0	290	39.1	30 to 40	83.4	91	31.4
31/01/2022	15:00	0	6	18	106	122	102	24	1	0	0	0	0	0	0	0	0	0	0	0	379	38.4	30 to 40	87.1	127	33.5
31/01/2022	16:00	3	2	17	120	155	75	27	4	2	0	0	0	0	0	0	0	0	0	0	405	38.1	30 to 40	86.4	108	26.7
31/01/2022	17:00	1	9	35	158	123	76	19	5	0	0	0	0	0	0	0	0	0	0	0	426	37.4	30 to 40	83.8	100	23.5
31/01/2022	18:00	6	5	21	81	100	55	23	3	0	0	0	0	0	0	0	0	0	0	0	294	38.4	30 to 40	80.3	81	27.6
31/01/2022	19:00	1	1	5	49	74	49	17	6	1	0	0	0	0	0	0	0	0	0	0	203	39.4	30 to 40	84.7	73	36.0
31/01/2022	20:00	0	0	5	39	55	42	17	3	1	0	0	0	0	0	0	0	0	0	0	162	39.6	30 to 40	84.0	63	38.9
31/01/2022	21:00	0	0	2	33	35	19	7	4	2	0	0	0	0	0	0	0	0	0	0	102	39.5	30 to 40	85.3	32	31.4
31/01/2022	22:00	0	2	2	22	22	22	3	0	0	0	0	0	0	0	0	0	0	0	0	73	38.2	30 to 40	90.4	25	34.2
31/01/2022	23:00	0	0	0	8	10	6	2	4	0	1	0	0	0	0	0	0	0	0	0	31	45	30 to 40	77.4	13	41.9
24 Hr Summary		13	35	176	1160	1443	975	346	72	11	2	0	0	0	0	0	0	0	0	0	4233	39	30 to 40	84.5	1406	33.2

Incoming Histogram
Knoll Lane TBL facing February 2022

from Tue-Jan-18-2022-11-00-AM to Wed-Feb-23-2022-11-59-AM

Date	Starting Hr:min	<15	15 to <20	20 to <25	25 to <30	30 to <35	35 to <40	40 to <45	45 to <50	50 to <55	55 to <60	60 to <65	65 to <70	70 to <75	75 to <80	80 to <85	85 to <90	90 to <95	95 to <100	100 to >105	Total Counts	85pct Speed	10MPH Pace	% in pace	# of Speeders	% Speeders
01/02/2022	00:00	0	0	0	5	1	4	4	0	0	1	0	0	0	0	0	0	0	0	0	15	43.8	30 to 40	66.7	9	60.0
01/02/2022	01:00	0	0	0	1	4	2	0	0	0	0	0	0	0	0	0	0	0	0	0	7	37.5	30 to 40	100.0	2	28.6
01/02/2022	02:00	0	0	0	4	0	2	0	0	0	0	0	0	0	0	0	0	0	0	0	6	37.5	30 to 40	100.0	2	33.3
01/02/2022	03:00	0	0	0	2	3	3	2	0	0	0	0	0	0	0	0	0	0	0	0	10	40	30 to 40	80.0	5	50.0
01/02/2022	04:00	0	0	0	4	5	5	3	0	0	0	0	0	0	0	0	0	0	0	0	17	40	30 to 40	82.4	8	47.1
01/02/2022	05:00	0	0	0	10	11	6	1	1	0	1	0	0	0	0	0	0	0	0	0	30	39.2	30 to 40	90.0	9	30.0
01/02/2022	06:00	0	0	0	12	33	19	9	3	1	0	0	0	0	0	0	0	0	0	0	77	40.6	30 to 40	83.1	32	41.6
01/02/2022	07:00	0	0	3	50	98	62	18	2	0	0	0	0	0	0	0	0	0	0	0	233	38.8	30 to 40	90.1	82	35.2
01/02/2022	08:00	0	2	7	92	123	64	24	3	0	0	0	0	0	0	0	0	0	0	0	315	38.4	30 to 40	88.6	91	28.9
01/02/2022	09:00	0	1	10	77	68	54	19	4	1	0	1	0	0	0	0	0	0	0	0	235	39.1	30 to 40	84.7	79	33.6
01/02/2022	10:00	0	0	11	54	82	60	14	5	0	0	0	0	0	0	0	0	0	0	0	226	38.8	30 to 40	86.7	79	35.0
01/02/2022	11:00	2	4	7	47	61	58	18	7	1	0	0	0	0	0	0	0	0	0	0	205	39.6	30 to 40	81.0	84	41.0
01/02/2022	12:00	0	2	11	66	77	52	12	2	0	0	0	0	0	0	0	0	0	0	0	222	38.2	30 to 40	87.8	66	29.7
01/02/2022	13:00	1	1	8	55	77	74	10	2	0	0	0	0	0	0	0	0	0	0	0	228	38.5	30 to 40	90.4	86	37.7
01/02/2022	14:00	3	2	17	70	114	72	24	1	0	0	0	0	0	0	0	0	0	0	0	303	38.6	30 to 40	84.5	97	32.0
01/02/2022	15:00	0	7	28	115	155	81	28	2	1	0	0	0	0	0	0	0	0	0	0	417	38	30 to 40	84.2	112	26.9
01/02/2022	16:00	0	6	17	109	121	70	25	7	0	0	0	0	0	0	0	0	0	0	0	355	38.5	30 to 40	84.5	102	28.7
01/02/2022	17:00	2	7	51	197	132	73	14	3	0	0	0	0	0	0	0	0	0	0	0	479	36.2	30 to 40	83.9	90	18.8
01/02/2022	18:00	4	6	15	113	116	42	22	4	0	0	1	0	0	0	0	0	0	0	0	323	37.5	30 to 40	83.9	69	21.4
01/02/2022	19:00	2	6	14	67	75	55	14	4	0	0	0	0	0	0	0	0	0	0	0	237	38.4	30 to 40	83.1	73	30.8
01/02/2022	20:00	0	1	9	30	67	38	12	2	0	0	0	0	0	0	0	0	0	0	0	159	38.7	30 to 40	84.9	52	32.7
01/02/2022	21:00	0	0	3	16	33	23	12	5	0	0	0	0	0	0	0	0	0	0	0	92	41.2	30 to 40	78.3	40	43.5
01/02/2022	22:00	0	0	3	18	31	18	7	2	0	0	1	0	0	0	0	0	0	0	0	80	39.4	30 to 40	83.8	28	35.0
01/02/2022	23:00	0	0	0	12	10	2	2	0	1	0	0	0	0	0	0	0	0	0	0	27	37.5	30 to 40	88.9	5	18.5
24 Hr Summary		14	45	214	1226	1497	939	294	59	5	2	3	0	0	0	0	0	0	0	0	4298	38.5	30 to 40	85.2	1302	30.3

Incoming Histogram
Knoll Lane TBL facing February 2022

from Tue-Jan-18-2022-11-00-AM to Wed-Feb-23-2022-11-59-AM

Date	Starting Hr:min	<15	15 to <20	20 to <25	25 to <30	30 to <35	35 to <40	40 to <45	45 to <50	50 to <55	55 to <60	60 to <65	65 to <70	70 to <75	75 to <80	80 to <85	85 to <90	90 to <95	95 to <100	100 to >105	Total Counts	85pct Speed	10MPH Pace	% in pace	# of Speeders	% Speeders
02/02/2022	00:00	0	0	1	2	6	5	2	0	1	1	0	0	0	0	0	0	0	0	0	18	42.5	30 to 40	72.2	9	50.0
02/02/2022	01:00	0	0	0	1	2	2	3	0	0	0	0	0	0	0	0	0	0	0	0	8	43.3	35 to 45	87.5	5	62.5
02/02/2022	02:00	0	0	0	1	0	1	4	0	0	1	0	0	0	0	0	0	0	0	0	7	45	35 to 45	71.4	6	85.7
02/02/2022	03:00	0	0	0	2	1	2	1	0	0	0	0	0	0	0	0	0	0	0	0	6	40	30 to 40	83.3	3	50.0
02/02/2022	04:00	0	0	1	1	3	5	0	1	0	0	0	0	0	0	0	0	0	0	0	11	39	30 to 40	81.8	6	54.5
02/02/2022	05:00	0	0	2	4	4	12	3	0	0	1	0	0	0	0	0	0	0	0	0	26	40	30 to 40	76.9	16	61.5
02/02/2022	06:00	0	0	3	22	27	16	13	2	0	0	0	0	0	0	0	0	0	0	0	83	41.2	30 to 40	78.3	31	37.3
02/02/2022	07:00	0	0	6	48	96	61	20	5	1	0	0	0	0	0	0	0	0	0	0	237	39.2	30 to 40	86.5	87	36.7
02/02/2022	08:00	0	3	12	112	131	99	23	4	0	0	0	0	0	0	0	0	0	0	0	384	38.4	30 to 40	89.1	126	32.8
02/02/2022	09:00	0	0	15	64	75	64	21	4	0	1	0	0	0	0	0	0	0	0	0	244	39.1	30 to 40	83.2	90	36.9
02/02/2022	10:00	1	5	12	57	72	42	19	4	0	0	0	0	0	0	0	0	0	0	0	212	38.9	30 to 40	80.7	65	30.7
02/02/2022	11:00	0	1	10	46	78	54	26	4	1	0	0	0	0	0	0	0	0	0	0	220	39.8	30 to 40	80.9	85	38.6
02/02/2022	12:00	0	1	7	65	82	65	22	4	2	1	0	0	0	0	0	0	0	0	0	249	39.4	30 to 40	85.1	94	37.8
02/02/2022	13:00	0	0	10	57	73	42	19	6	1	0	0	0	0	0	0	0	0	0	0	208	39.4	30 to 40	82.7	68	32.7
02/02/2022	14:00	7	20	71	120	76	23	7	1	0	0	0	0	0	0	0	0	0	0	0	325	33.8	25 to 35	82.2	31	9.5
02/02/2022	15:00	0	11	69	165	112	53	14	1	0	0	0	0	0	0	0	0	0	0	0	425	35.4	25 to 35	81.4	68	16.0
02/02/2022	16:00	4	5	20	107	133	74	25	5	0	0	0	0	0	0	0	0	0	0	0	373	38.2	30 to 40	84.2	104	27.9
02/02/2022	17:00	6	14	61	178	138	61	10	1	0	0	0	0	0	0	0	0	0	0	0	469	35.2	25 to 35	80.4	72	15.4
02/02/2022	18:00	0	1	18	118	115	59	16	2	0	1	0	0	0	0	0	0	0	0	0	330	37.4	30 to 40	88.5	78	23.6
02/02/2022	19:00	4	3	8	61	67	47	17	3	0	0	0	0	0	0	0	0	0	0	0	210	38.7	30 to 40	83.3	67	31.9
02/02/2022	20:00	0	0	11	42	53	48	17	5	1	0	0	0	0	0	0	0	0	0	0	177	39.6	30 to 40	80.8	71	40.1
02/02/2022	21:00	0	0	2	37	24	19	11	4	0	0	0	0	0	0	0	0	0	0	0	97	40	30 to 40	82.5	34	35.1
02/02/2022	22:00	0	1	8	30	24	24	8	1	0	0	0	0	0	0	0	0	0	0	0	96	39	30 to 40	81.3	33	34.4
02/02/2022	23:00	0	0	0	10	10	5	2	2	0	0	0	0	0	0	0	0	0	0	0	29	40	30 to 40	86.2	9	31.0
24 Hr Summary		22	65	347	1350	1402	883	303	59	7	6	0	0	0	0	0	0	0	0	0	4444	38.3	30 to 40	81.8	1258	28.3

Incoming Histogram
Knoll Lane TBL facing February 2022

from Tue-Jan-18-2022-11-00-AM to Wed-Feb-23-2022-11-59-AM

Date	Starting Hr:min	<15	15 to <20	20 to <25	25 to <30	30 to <35	35 to <40	40 to <45	45 to <50	50 to <55	55 to <60	60 to <65	65 to <70	70 to <75	75 to <80	80 to <85	85 to <90	90 to <95	95 to <100	100 to >105	Total Counts	85pct Speed	10MPH Pace	% in pace	# of Speeders	% Speeders
03/02/2022	00:00	0	0	0	5	4	2	3	1	0	0	0	0	0	0	0	0	0	0	0	15	43.3	30 to 40	73.3	6	40.0
03/02/2022	01:00	0	0	0	1	4	1	2	1	0	0	0	0	0	0	0	0	0	0	0	9	45	35 to 45	77.8	4	44.4
03/02/2022	02:00	0	0	1	0	1	4	3	0	0	0	0	0	0	0	0	0	0	0	0	9	43.3	35 to 45	88.9	7	77.8
03/02/2022	03:00	0	0	0	0	3	3	3	0	0	0	0	0	0	0	0	0	0	0	0	9	43.3	35 to 45	100.0	6	66.7
03/02/2022	04:00	1	0	1	5	3	4	0	0	0	0	0	0	0	0	0	0	0	0	0	14	37.5	30 to 40	85.7	4	28.6
03/02/2022	05:00	0	0	2	4	8	6	3	2	1	2	0	0	0	0	0	0	0	0	0	28	47.5	30 to 40	64.3	14	50.0
03/02/2022	06:00	0	0	0	21	25	21	9	4	0	0	0	0	0	0	0	0	0	0	0	80	40.6	30 to 40	83.8	34	42.5
03/02/2022	07:00	0	1	3	47	72	59	17	3	1	0	0	0	0	0	0	0	0	0	0	203	39.2	30 to 40	87.7	80	39.4
03/02/2022	08:00	5	8	26	86	119	76	15	1	0	0	0	0	0	0	0	0	0	0	0	336	37.8	30 to 40	83.6	92	27.4
03/02/2022	09:00	0	0	6	91	114	67	14	3	0	0	0	0	0	0	0	0	0	0	0	295	38	30 to 40	92.2	84	28.5
03/02/2022	10:00	2	0	18	69	62	44	16	3	2	0	0	0	0	0	0	0	0	0	0	216	38.8	30 to 40	81.0	65	30.1
03/02/2022	11:00	1	2	17	69	85	40	9	4	1	0	0	0	0	0	0	0	0	0	0	228	37.5	30 to 40	85.1	54	23.7
03/02/2022	12:00	0	1	18	82	81	52	17	6	0	0	0	0	0	0	0	0	0	0	0	257	38.5	30 to 40	83.7	75	29.2
03/02/2022	13:00	0	1	18	82	96	51	15	3	0	0	0	0	0	0	0	0	0	0	0	266	37.8	30 to 40	86.1	69	25.9
03/02/2022	14:00	0	2	10	94	107	64	16	2	0	1	0	0	0	0	0	0	0	0	0	296	38	30 to 40	89.5	83	28.0
03/02/2022	15:00	5	3	20	136	142	77	28	4	1	0	0	0	0	0	0	0	0	0	0	416	38.1	30 to 40	85.3	110	26.4
03/02/2022	16:00	3	10	27	138	155	60	17	2	0	0	0	0	0	0	0	0	0	0	0	412	36.4	30 to 40	85.7	79	19.2
03/02/2022	17:00	8	10	43	162	127	56	15	1	0	0	0	0	0	0	0	0	0	0	0	422	35.8	30 to 40	81.8	72	17.1
03/02/2022	18:00	5	7	28	111	105	58	18	3	1	0	0	0	0	0	0	0	0	0	0	336	37.6	30 to 40	81.5	80	23.8
03/02/2022	19:00	1	0	12	49	69	46	15	2	1	0	0	0	0	0	0	0	0	0	0	195	38.8	30 to 40	84.1	64	32.8
03/02/2022	20:00	0	0	7	64	60	34	13	1	0	0	0	0	0	0	0	0	0	0	0	179	38.1	30 to 40	88.3	48	26.8
03/02/2022	21:00	0	2	6	44	57	26	13	2	0	0	1	0	0	0	0	0	0	0	0	151	38.7	30 to 40	84.1	42	27.8
03/02/2022	22:00	0	0	1	21	29	8	6	3	0	1	0	0	0	0	0	0	0	0	0	69	40	30 to 40	84.1	18	26.1
03/02/2022	23:00	0	0	2	9	12	11	3	0	1	0	0	0	0	0	0	0	0	0	0	38	39.1	30 to 40	84.2	15	39.5
24 Hr Summary		31	47	266	1390	1540	870	270	51	9	4	1	0	0	0	0	0	0	0	0	4479	38.1	30 to 40	84.8	1205	26.9

Incoming Histogram
Knoll Lane TBL facing February 2022

from Tue-Jan-18-2022-11-00-AM to Wed-Feb-23-2022-11-59-AM

Date	Starting Hr:min	<15	15 to <20	20 to <25	25 to <30	30 to <35	35 to <40	40 to <45	45 to <50	50 to <55	55 to <60	60 to <65	65 to <70	70 to <75	75 to <80	80 to <85	85 to <90	90 to <95	95 to <100	100 to >105	Total Counts	85pct Speed	10MPH Pace	% in pace	# of Speeders	% Speeders
04/02/2022	00:00	0	0	2	5	3	3	2	1	0	0	0	0	0	0	0	0	0	0	0	16	42.5	30 to 40	68.8	6	37.5
04/02/2022	01:00	0	0	0	1	4	4	2	1	0	0	0	0	0	0	0	0	0	0	0	12	42.5	35 to 45	83.3	7	58.3
04/02/2022	02:00	0	0	0	2	0	2	2	0	0	0	0	0	0	0	0	0	0	0	0	6	42.5	30 to 40	66.7	4	66.7
04/02/2022	03:00	0	0	0	2	0	1	2	0	0	0	0	0	0	0	0	0	0	0	0	5	42.5	30 to 40	60.0	3	60.0
04/02/2022	04:00	0	1	0	4	5	1	3	0	0	0	0	0	0	0	0	0	0	0	0	14	41.7	30 to 40	71.4	4	28.6
04/02/2022	05:00	0	0	0	3	9	4	3	1	0	0	0	0	0	0	0	0	0	0	0	20	41.7	30 to 40	80.0	8	40.0
04/02/2022	06:00	0	0	1	17	23	20	10	4	1	0	0	0	0	0	0	0	0	0	0	76	42	30 to 40	78.9	35	46.1
04/02/2022	07:00	0	1	3	42	61	71	26	2	0	0	0	0	0	0	0	0	0	0	0	206	39.8	30 to 40	84.5	99	48.1
04/02/2022	08:00	1	3	21	92	125	64	21	5	1	0	0	0	0	0	0	0	0	0	0	333	38.2	30 to 40	84.4	91	27.3
04/02/2022	09:00	0	0	6	81	105	62	25	4	1	0	0	0	0	0	0	0	0	0	0	284	39	30 to 40	87.3	92	32.4
04/02/2022	10:00	0	0	4	65	74	46	10	1	0	0	0	0	0	0	0	0	0	0	0	200	37.9	30 to 40	92.5	57	28.5
04/02/2022	11:00	1	0	13	68	77	56	11	3	3	0	0	0	0	0	0	0	0	0	0	232	38.4	30 to 40	86.6	73	31.5
04/02/2022	12:00	0	1	3	50	97	81	18	1	1	0	0	0	0	0	0	0	0	0	0	252	38.9	30 to 40	90.5	101	40.1
04/02/2022	13:00	1	4	14	77	111	57	10	1	1	0	0	0	0	0	0	0	0	0	0	276	37.5	30 to 40	88.8	69	25.0
04/02/2022	14:00	4	1	10	100	132	73	15	5	2	0	0	0	0	0	0	0	0	0	0	342	38	30 to 40	89.2	95	27.8
04/02/2022	15:00	1	5	20	129	172	80	26	5	0	0	0	0	0	0	0	0	0	0	0	438	37.8	30 to 40	87.0	111	25.3
04/02/2022	16:00	2	7	25	115	110	85	27	5	0	0	0	0	0	0	0	0	0	0	0	376	38.6	30 to 40	82.4	117	31.1
04/02/2022	17:00	8	14	35	173	138	60	20	2	0	1	0	0	0	0	0	0	0	0	0	451	36.2	30 to 40	82.3	83	18.4
04/02/2022	18:00	3	15	32	133	118	43	19	5	0	0	0	0	0	0	0	0	0	0	0	368	36.4	30 to 40	79.9	67	18.2
04/02/2022	19:00	5	4	11	87	91	38	11	3	0	0	0	0	0	0	0	0	0	0	0	250	36.8	30 to 40	86.4	52	20.8
04/02/2022	20:00	1	0	7	60	57	35	18	3	0	0	0	0	0	0	0	0	0	0	0	181	39.1	30 to 40	84.0	56	30.9
04/02/2022	21:00	0	3	7	42	46	25	12	3	0	0	0	0	0	0	0	0	0	0	0	138	38.8	30 to 40	81.9	40	29.0
04/02/2022	22:00	0	1	4	30	33	18	11	4	0	0	0	0	0	0	0	0	0	0	0	101	40	30 to 40	80.2	33	32.7
04/02/2022	23:00	0	0	3	15	13	8	9	3	0	1	1	0	0	0	0	0	0	0	0	53	43.3	30 to 40	67.9	22	41.5
24 Hr Summary		27	60	221	1393	1604	937	313	62	10	2	1	0	0	0	0	0	0	0	0	4630	38.4	30 to 40	85.0	1325	28.6

Incoming Histogram
Knoll Lane TBL facing February 2022

from Tue-Jan-18-2022-11-00-AM to Wed-Feb-23-2022-11-59-AM

Date	Starting Hr:min	<15	15 to <20	20 to <25	25 to <30	30 to <35	35 to <40	40 to <45	45 to <50	50 to <55	55 to <60	60 to <65	65 to <70	70 to <75	75 to <80	80 to <85	85 to <90	90 to <95	95 to <100	100 to >105	Total Counts	85pct Speed	10MPH Pace	% in pace	# of Speeders	% Speeders
05/02/2022	00:00	0	0	0	7	19	7	6	2	2	0	0	0	0	0	0	0	0	0	0	43	43.3	30 to 40	76.7	17	39.5
05/02/2022	01:00	0	0	0	2	3	4	1	0	0	0	0	0	0	0	0	0	0	0	0	10	38.8	30 to 40	90.0	5	50.0
05/02/2022	02:00	0	0	1	4	2	3	1	0	0	0	0	0	0	0	0	0	0	0	0	11	38.3	30 to 40	81.8	4	36.4
05/02/2022	03:00	0	0	0	1	2	5	0	1	0	0	0	0	0	0	0	0	0	0	0	9	40	30 to 40	88.9	6	66.7
05/02/2022	04:00	0	0	0	2	2	3	2	1	0	0	0	0	0	0	0	0	0	0	0	10	42.5	30 to 40	70.0	6	60.0
05/02/2022	05:00	0	0	0	5	6	4	2	0	0	0	0	0	0	0	0	0	0	0	0	17	38.8	30 to 40	88.2	6	35.3
05/02/2022	06:00	0	0	0	6	14	9	5	1	0	0	0	0	0	0	0	0	0	0	0	35	41	30 to 40	82.9	15	42.9
05/02/2022	07:00	0	0	0	5	7	6	1	2	0	0	0	0	0	0	0	0	0	0	0	21	40	30 to 40	85.7	9	42.9
05/02/2022	08:00	*	*	*	*	*	*	*	*	*	*	*	*	*	*	*	*	*	*	*	*	*	*	*	*	*
05/02/2022	09:00	*	*	*	*	*	*	*	*	*	*	*	*	*	*	*	*	*	*	*	*	*	*	*	*	*
05/02/2022	10:00	*	*	*	*	*	*	*	*	*	*	*	*	*	*	*	*	*	*	*	*	*	*	*	*	*
05/02/2022	11:00	*	*	*	*	*	*	*	*	*	*	*	*	*	*	*	*	*	*	*	*	*	*	*	*	*
05/02/2022	12:00	*	*	*	*	*	*	*	*	*	*	*	*	*	*	*	*	*	*	*	*	*	*	*	*	*
05/02/2022	13:00	*	*	*	*	*	*	*	*	*	*	*	*	*	*	*	*	*	*	*	*	*	*	*	*	*
05/02/2022	14:00	*	*	*	*	*	*	*	*	*	*	*	*	*	*	*	*	*	*	*	*	*	*	*	*	*
05/02/2022	15:00	*	*	*	*	*	*	*	*	*	*	*	*	*	*	*	*	*	*	*	*	*	*	*	*	*
05/02/2022	16:00	*	*	*	*	*	*	*	*	*	*	*	*	*	*	*	*	*	*	*	*	*	*	*	*	*
05/02/2022	17:00	*	*	*	*	*	*	*	*	*	*	*	*	*	*	*	*	*	*	*	*	*	*	*	*	*
05/02/2022	18:00	*	*	*	*	*	*	*	*	*	*	*	*	*	*	*	*	*	*	*	*	*	*	*	*	*
05/02/2022	19:00	*	*	*	*	*	*	*	*	*	*	*	*	*	*	*	*	*	*	*	*	*	*	*	*	*
05/02/2022	20:00	*	*	*	*	*	*	*	*	*	*	*	*	*	*	*	*	*	*	*	*	*	*	*	*	*
05/02/2022	21:00	*	*	*	*	*	*	*	*	*	*	*	*	*	*	*	*	*	*	*	*	*	*	*	*	*
05/02/2022	22:00	*	*	*	*	*	*	*	*	*	*	*	*	*	*	*	*	*	*	*	*	*	*	*	*	*
05/02/2022	23:00	*	*	*	*	*	*	*	*	*	*	*	*	*	*	*	*	*	*	*	*	*	*	*	*	*
24 Hr Summary		0	0	1	32	55	41	18	7	2	0	0	0	0	0	0	0	0	0	0	156	41.1	30 to 40	82.1	68	43.6

Incoming Histogram
Knoll Lane TBL facing February 2022

from Tue-Jan-18-2022-11-00-AM to Wed-Feb-23-2022-11-59-AM

Date	Starting Hr:min	<15	15 to <20	20 to <25	25 to <30	30 to <35	35 to <40	40 to <45	45 to <50	50 to <55	55 to <60	60 to <65	65 to <70	70 to <75	75 to <80	80 to <85	85 to <90	90 to <95	95 to <100	100 to >105	Total Counts	85pct Speed	10MPH Pace	% in pace	# of Speeders	% Speeders
06/02/2022	00:00	*	*	*	*	*	*	*	*	*	*	*	*	*	*	*	*	*	*	*	*	*	*	*	*	*
06/02/2022	01:00	*	*	*	*	*	*	*	*	*	*	*	*	*	*	*	*	*	*	*	*	*	*	*	*	*
06/02/2022	02:00	*	*	*	*	*	*	*	*	*	*	*	*	*	*	*	*	*	*	*	*	*	*	*	*	*
06/02/2022	03:00	*	*	*	*	*	*	*	*	*	*	*	*	*	*	*	*	*	*	*	*	*	*	*	*	*
06/02/2022	04:00	*	*	*	*	*	*	*	*	*	*	*	*	*	*	*	*	*	*	*	*	*	*	*	*	*
06/02/2022	05:00	*	*	*	*	*	*	*	*	*	*	*	*	*	*	*	*	*	*	*	*	*	*	*	*	*
06/02/2022	06:00	*	*	*	*	*	*	*	*	*	*	*	*	*	*	*	*	*	*	*	*	*	*	*	*	*
06/02/2022	07:00	*	*	*	*	*	*	*	*	*	*	*	*	*	*	*	*	*	*	*	*	*	*	*	*	*
06/02/2022	08:00	*	*	*	*	*	*	*	*	*	*	*	*	*	*	*	*	*	*	*	*	*	*	*	*	*
06/02/2022	09:00	*	*	*	*	*	*	*	*	*	*	*	*	*	*	*	*	*	*	*	*	*	*	*	*	*
06/02/2022	10:00	*	*	*	*	*	*	*	*	*	*	*	*	*	*	*	*	*	*	*	*	*	*	*	*	*
06/02/2022	11:00	*	*	*	*	*	*	*	*	*	*	*	*	*	*	*	*	*	*	*	*	*	*	*	*	*
06/02/2022	12:00	*	*	*	*	*	*	*	*	*	*	*	*	*	*	*	*	*	*	*	*	*	*	*	*	*
06/02/2022	13:00	*	*	*	*	*	*	*	*	*	*	*	*	*	*	*	*	*	*	*	*	*	*	*	*	*
06/02/2022	14:00	*	*	*	*	*	*	*	*	*	*	*	*	*	*	*	*	*	*	*	*	*	*	*	*	*
06/02/2022	15:00	*	*	*	*	*	*	*	*	*	*	*	*	*	*	*	*	*	*	*	*	*	*	*	*	*
06/02/2022	16:00	*	*	*	*	*	*	*	*	*	*	*	*	*	*	*	*	*	*	*	*	*	*	*	*	*
06/02/2022	17:00	*	*	*	*	*	*	*	*	*	*	*	*	*	*	*	*	*	*	*	*	*	*	*	*	*
06/02/2022	18:00	*	*	*	*	*	*	*	*	*	*	*	*	*	*	*	*	*	*	*	*	*	*	*	*	*
06/02/2022	19:00	*	*	*	*	*	*	*	*	*	*	*	*	*	*	*	*	*	*	*	*	*	*	*	*	*
06/02/2022	20:00	*	*	*	*	*	*	*	*	*	*	*	*	*	*	*	*	*	*	*	*	*	*	*	*	*
06/02/2022	21:00	*	*	*	*	*	*	*	*	*	*	*	*	*	*	*	*	*	*	*	*	*	*	*	*	*
06/02/2022	22:00	*	*	*	*	*	*	*	*	*	*	*	*	*	*	*	*	*	*	*	*	*	*	*	*	*
06/02/2022	23:00	*	*	*	*	*	*	*	*	*	*	*	*	*	*	*	*	*	*	*	*	*	*	*	*	*
24 Hr Summary		0	0	0	0	0	0	0	0	0	0	0	0	0	0	0	0	0	0	0	0	0	0	*	*	*

Incoming Histogram
Knoll Lane TBL facing February 2022

from Tue-Jan-18-2022-11-00-AM to Wed-Feb-23-2022-11-59-AM

Date	Starting Hr:min	<15	15 to <20	20 to <25	25 to <30	30 to <35	35 to <40	40 to <45	45 to <50	50 to <55	55 to <60	60 to <65	65 to <70	70 to <75	75 to <80	80 to <85	85 to <90	90 to <95	95 to <100	100 to >105	Total Counts	85pct Speed	10MPH Pace	% in pace	# of Speeders	% Speeders
07/02/2022	00:00	*	*	*	*	*	*	*	*	*	*	*	*	*	*	*	*	*	*	*	*	*	*	*	*	*
07/02/2022	01:00	*	*	*	*	*	*	*	*	*	*	*	*	*	*	*	*	*	*	*	*	*	*	*	*	*
07/02/2022	02:00	*	*	*	*	*	*	*	*	*	*	*	*	*	*	*	*	*	*	*	*	*	*	*	*	*
07/02/2022	03:00	*	*	*	*	*	*	*	*	*	*	*	*	*	*	*	*	*	*	*	*	*	*	*	*	*
07/02/2022	04:00	*	*	*	*	*	*	*	*	*	*	*	*	*	*	*	*	*	*	*	*	*	*	*	*	*
07/02/2022	05:00	*	*	*	*	*	*	*	*	*	*	*	*	*	*	*	*	*	*	*	*	*	*	*	*	*
07/02/2022	06:00	*	*	*	*	*	*	*	*	*	*	*	*	*	*	*	*	*	*	*	*	*	*	*	*	*
07/02/2022	07:00	*	*	*	*	*	*	*	*	*	*	*	*	*	*	*	*	*	*	*	*	*	*	*	*	*
07/02/2022	08:00	*	*	*	*	*	*	*	*	*	*	*	*	*	*	*	*	*	*	*	*	*	*	*	*	*
07/02/2022	09:00	*	*	*	*	*	*	*	*	*	*	*	*	*	*	*	*	*	*	*	*	*	*	*	*	*
07/02/2022	10:00	*	*	*	*	*	*	*	*	*	*	*	*	*	*	*	*	*	*	*	*	*	*	*	*	*
07/02/2022	11:00	*	*	*	*	*	*	*	*	*	*	*	*	*	*	*	*	*	*	*	*	*	*	*	*	*
07/02/2022	12:00	*	*	*	*	*	*	*	*	*	*	*	*	*	*	*	*	*	*	*	*	*	*	*	*	*
07/02/2022	13:00	*	*	*	*	*	*	*	*	*	*	*	*	*	*	*	*	*	*	*	*	*	*	*	*	*
07/02/2022	14:00	*	*	*	*	*	*	*	*	*	*	*	*	*	*	*	*	*	*	*	*	*	*	*	*	*
07/02/2022	15:00	*	*	*	*	*	*	*	*	*	*	*	*	*	*	*	*	*	*	*	*	*	*	*	*	*
07/02/2022	16:00	*	*	*	*	*	*	*	*	*	*	*	*	*	*	*	*	*	*	*	*	*	*	*	*	*
07/02/2022	17:00	*	*	*	*	*	*	*	*	*	*	*	*	*	*	*	*	*	*	*	*	*	*	*	*	*
07/02/2022	18:00	*	*	*	*	*	*	*	*	*	*	*	*	*	*	*	*	*	*	*	*	*	*	*	*	*
07/02/2022	19:00	*	*	*	*	*	*	*	*	*	*	*	*	*	*	*	*	*	*	*	*	*	*	*	*	*
07/02/2022	20:00	*	*	*	*	*	*	*	*	*	*	*	*	*	*	*	*	*	*	*	*	*	*	*	*	*
07/02/2022	21:00	*	*	*	*	*	*	*	*	*	*	*	*	*	*	*	*	*	*	*	*	*	*	*	*	*
07/02/2022	22:00	*	*	*	*	*	*	*	*	*	*	*	*	*	*	*	*	*	*	*	*	*	*	*	*	*
07/02/2022	23:00	*	*	*	*	*	*	*	*	*	*	*	*	*	*	*	*	*	*	*	*	*	*	*	*	*
24 Hr Summary		0	0	0	0	0	0	0	0	0	0	0	0	0	0	0	0	0	0	0	0	0	0	*	*	*

Incoming Histogram
Knoll Lane TBL facing February 2022

from Tue-Jan-18-2022-11-00-AM to Wed-Feb-23-2022-11-59-AM

Date	Starting Hr:min	<15	15 to <20	20 to <25	25 to <30	30 to <35	35 to <40	40 to <45	45 to <50	50 to <55	55 to <60	60 to <65	65 to <70	70 to <75	75 to <80	80 to <85	85 to <90	90 to <95	95 to <100	100 to >105	Total Counts	85pct Speed	10MPH Pace	% in pace	# of Speeders	% Speeders
08/02/2022	00:00	*	*	*	*	*	*	*	*	*	*	*	*	*	*	*	*	*	*	*	*	*	*	*	*	*
08/02/2022	01:00	*	*	*	*	*	*	*	*	*	*	*	*	*	*	*	*	*	*	*	*	*	*	*	*	*
08/02/2022	02:00	*	*	*	*	*	*	*	*	*	*	*	*	*	*	*	*	*	*	*	*	*	*	*	*	*
08/02/2022	03:00	*	*	*	*	*	*	*	*	*	*	*	*	*	*	*	*	*	*	*	*	*	*	*	*	*
08/02/2022	04:00	*	*	*	*	*	*	*	*	*	*	*	*	*	*	*	*	*	*	*	*	*	*	*	*	*
08/02/2022	05:00	*	*	*	*	*	*	*	*	*	*	*	*	*	*	*	*	*	*	*	*	*	*	*	*	*
08/02/2022	06:00	*	*	*	*	*	*	*	*	*	*	*	*	*	*	*	*	*	*	*	*	*	*	*	*	*
08/02/2022	07:00	*	*	*	*	*	*	*	*	*	*	*	*	*	*	*	*	*	*	*	*	*	*	*	*	*
08/02/2022	08:00	*	*	*	*	*	*	*	*	*	*	*	*	*	*	*	*	*	*	*	*	*	*	*	*	*
08/02/2022	09:00	*	*	*	*	*	*	*	*	*	*	*	*	*	*	*	*	*	*	*	*	*	*	*	*	*
08/02/2022	10:00	*	*	*	*	*	*	*	*	*	*	*	*	*	*	*	*	*	*	*	*	*	*	*	*	*
08/02/2022	11:00	*	*	*	*	*	*	*	*	*	*	*	*	*	*	*	*	*	*	*	*	*	*	*	*	*
08/02/2022	12:00	*	*	*	*	*	*	*	*	*	*	*	*	*	*	*	*	*	*	*	*	*	*	*	*	*
08/02/2022	13:00	*	*	*	*	*	*	*	*	*	*	*	*	*	*	*	*	*	*	*	*	*	*	*	*	*
08/02/2022	14:00	*	*	*	*	*	*	*	*	*	*	*	*	*	*	*	*	*	*	*	*	*	*	*	*	*
08/02/2022	15:00	*	*	*	*	*	*	*	*	*	*	*	*	*	*	*	*	*	*	*	*	*	*	*	*	*
08/02/2022	16:00	*	*	*	*	*	*	*	*	*	*	*	*	*	*	*	*	*	*	*	*	*	*	*	*	*
08/02/2022	17:00	*	*	*	*	*	*	*	*	*	*	*	*	*	*	*	*	*	*	*	*	*	*	*	*	*
08/02/2022	18:00	*	*	*	*	*	*	*	*	*	*	*	*	*	*	*	*	*	*	*	*	*	*	*	*	*
08/02/2022	19:00	*	*	*	*	*	*	*	*	*	*	*	*	*	*	*	*	*	*	*	*	*	*	*	*	*
08/02/2022	20:00	*	*	*	*	*	*	*	*	*	*	*	*	*	*	*	*	*	*	*	*	*	*	*	*	*
08/02/2022	21:00	*	*	*	*	*	*	*	*	*	*	*	*	*	*	*	*	*	*	*	*	*	*	*	*	*
08/02/2022	22:00	*	*	*	*	*	*	*	*	*	*	*	*	*	*	*	*	*	*	*	*	*	*	*	*	*
08/02/2022	23:00	*	*	*	*	*	*	*	*	*	*	*	*	*	*	*	*	*	*	*	*	*	*	*	*	*
24 Hr Summary		0	0	0	0	0	0	0	0	0	0	0	0	0	0	0	0	0	0	0	0	0	0	*	*	*

Incoming Histogram
Knoll Lane TBL facing February 2022

from Tue-Jan-18-2022-11-00-AM to Wed-Feb-23-2022-11-59-AM

Date	Starting Hr:min	<15	15 to <20	20 to <25	25 to <30	30 to <35	35 to <40	40 to <45	45 to <50	50 to <55	55 to <60	60 to <65	65 to <70	70 to <75	75 to <80	80 to <85	85 to <90	90 to <95	95 to <100	100 to >105	Total Counts	85pct Speed	10MPH Pace	% in pace	# of Speeders	% Speeders
09/02/2022	00:00	*	*	*	*	*	*	*	*	*	*	*	*	*	*	*	*	*	*	*	*	*	*	*	*	*
09/02/2022	01:00	*	*	*	*	*	*	*	*	*	*	*	*	*	*	*	*	*	*	*	*	*	*	*	*	*
09/02/2022	02:00	*	*	*	*	*	*	*	*	*	*	*	*	*	*	*	*	*	*	*	*	*	*	*	*	*
09/02/2022	03:00	*	*	*	*	*	*	*	*	*	*	*	*	*	*	*	*	*	*	*	*	*	*	*	*	*
09/02/2022	04:00	*	*	*	*	*	*	*	*	*	*	*	*	*	*	*	*	*	*	*	*	*	*	*	*	*
09/02/2022	05:00	*	*	*	*	*	*	*	*	*	*	*	*	*	*	*	*	*	*	*	*	*	*	*	*	*
09/02/2022	06:00	*	*	*	*	*	*	*	*	*	*	*	*	*	*	*	*	*	*	*	*	*	*	*	*	*
09/02/2022	07:00	*	*	*	*	*	*	*	*	*	*	*	*	*	*	*	*	*	*	*	*	*	*	*	*	*
09/02/2022	08:00	*	*	*	*	*	*	*	*	*	*	*	*	*	*	*	*	*	*	*	*	*	*	*	*	*
09/02/2022	09:00	*	*	*	*	*	*	*	*	*	*	*	*	*	*	*	*	*	*	*	*	*	*	*	*	*
09/02/2022	10:00	*	*	*	*	*	*	*	*	*	*	*	*	*	*	*	*	*	*	*	*	*	*	*	*	*
09/02/2022	11:00	*	*	*	*	*	*	*	*	*	*	*	*	*	*	*	*	*	*	*	*	*	*	*	*	*
09/02/2022	12:00	*	*	*	*	*	*	*	*	*	*	*	*	*	*	*	*	*	*	*	*	*	*	*	*	*
09/02/2022	13:00	*	*	*	*	*	*	*	*	*	*	*	*	*	*	*	*	*	*	*	*	*	*	*	*	*
09/02/2022	14:00	*	*	*	*	*	*	*	*	*	*	*	*	*	*	*	*	*	*	*	*	*	*	*	*	*
09/02/2022	15:00	*	*	*	*	*	*	*	*	*	*	*	*	*	*	*	*	*	*	*	*	*	*	*	*	*
09/02/2022	16:00	*	*	*	*	*	*	*	*	*	*	*	*	*	*	*	*	*	*	*	*	*	*	*	*	*
09/02/2022	17:00	*	*	*	*	*	*	*	*	*	*	*	*	*	*	*	*	*	*	*	*	*	*	*	*	*
09/02/2022	18:00	*	*	*	*	*	*	*	*	*	*	*	*	*	*	*	*	*	*	*	*	*	*	*	*	*
09/02/2022	19:00	*	*	*	*	*	*	*	*	*	*	*	*	*	*	*	*	*	*	*	*	*	*	*	*	*
09/02/2022	20:00	*	*	*	*	*	*	*	*	*	*	*	*	*	*	*	*	*	*	*	*	*	*	*	*	*
09/02/2022	21:00	*	*	*	*	*	*	*	*	*	*	*	*	*	*	*	*	*	*	*	*	*	*	*	*	*
09/02/2022	22:00	*	*	*	*	*	*	*	*	*	*	*	*	*	*	*	*	*	*	*	*	*	*	*	*	*
09/02/2022	23:00	*	*	*	*	*	*	*	*	*	*	*	*	*	*	*	*	*	*	*	*	*	*	*	*	*
24 Hr Summary		0	0	0	0	0	0	0	0	0	0	0	0	0	0	0	0	0	0	0	0	0	0	*	*	*

Incoming Histogram
 Knoll Lane TBL facing February 2022

from Tue-Jan-18-2022-11-00-AM to Wed-Feb-23-2022-11-59-AM

Date	Starting Hr:min	<15	15 to <20	20 to <25	25 to <30	30 to <35	35 to <40	40 to <45	45 to <50	50 to <55	55 to <60	60 to <65	65 to <70	70 to <75	75 to <80	80 to <85	85 to <90	90 to <95	95 to <100	100 to >105	Total Counts	85pct Speed	10MPH Pace	% in pace	# of Speeders	% Speeders
10/02/2022	00:00	*	*	*	*	*	*	*	*	*	*	*	*	*	*	*	*	*	*	*	*	*	*	*	*	*
10/02/2022	01:00	*	*	*	*	*	*	*	*	*	*	*	*	*	*	*	*	*	*	*	*	*	*	*	*	*
10/02/2022	02:00	*	*	*	*	*	*	*	*	*	*	*	*	*	*	*	*	*	*	*	*	*	*	*	*	*
10/02/2022	03:00	*	*	*	*	*	*	*	*	*	*	*	*	*	*	*	*	*	*	*	*	*	*	*	*	*
10/02/2022	04:00	*	*	*	*	*	*	*	*	*	*	*	*	*	*	*	*	*	*	*	*	*	*	*	*	*
10/02/2022	05:00	*	*	*	*	*	*	*	*	*	*	*	*	*	*	*	*	*	*	*	*	*	*	*	*	*
10/02/2022	06:00	*	*	*	*	*	*	*	*	*	*	*	*	*	*	*	*	*	*	*	*	*	*	*	*	*
10/02/2022	07:00	*	*	*	*	*	*	*	*	*	*	*	*	*	*	*	*	*	*	*	*	*	*	*	*	*
10/02/2022	08:00	*	*	*	*	*	*	*	*	*	*	*	*	*	*	*	*	*	*	*	*	*	*	*	*	*
10/02/2022	09:00	*	*	*	*	*	*	*	*	*	*	*	*	*	*	*	*	*	*	*	*	*	*	*	*	*
10/02/2022	10:00	*	*	*	*	*	*	*	*	*	*	*	*	*	*	*	*	*	*	*	*	*	*	*	*	*
10/02/2022	11:00	*	*	*	*	*	*	*	*	*	*	*	*	*	*	*	*	*	*	*	*	*	*	*	*	*
10/02/2022	12:00	*	*	*	*	*	*	*	*	*	*	*	*	*	*	*	*	*	*	*	*	*	*	*	*	*
10/02/2022	13:00	*	*	*	*	*	*	*	*	*	*	*	*	*	*	*	*	*	*	*	*	*	*	*	*	*
10/02/2022	14:00	*	*	*	*	*	*	*	*	*	*	*	*	*	*	*	*	*	*	*	*	*	*	*	*	*
10/02/2022	15:00	*	*	*	*	*	*	*	*	*	*	*	*	*	*	*	*	*	*	*	*	*	*	*	*	*
10/02/2022	16:00	*	*	*	*	*	*	*	*	*	*	*	*	*	*	*	*	*	*	*	*	*	*	*	*	*
10/02/2022	17:00	*	*	*	*	*	*	*	*	*	*	*	*	*	*	*	*	*	*	*	*	*	*	*	*	*
10/02/2022	18:00	*	*	*	*	*	*	*	*	*	*	*	*	*	*	*	*	*	*	*	*	*	*	*	*	*
10/02/2022	19:00	*	*	*	*	*	*	*	*	*	*	*	*	*	*	*	*	*	*	*	*	*	*	*	*	*
10/02/2022	20:00	*	*	*	*	*	*	*	*	*	*	*	*	*	*	*	*	*	*	*	*	*	*	*	*	*
10/02/2022	21:00	*	*	*	*	*	*	*	*	*	*	*	*	*	*	*	*	*	*	*	*	*	*	*	*	*
10/02/2022	22:00	*	*	*	*	*	*	*	*	*	*	*	*	*	*	*	*	*	*	*	*	*	*	*	*	*
10/02/2022	23:00	*	*	*	*	*	*	*	*	*	*	*	*	*	*	*	*	*	*	*	*	*	*	*	*	*
24 Hr Summary		0	0	0	0	0	0	0	0	0	0	0	0	0	0	0	0	0	0	0	0	0	0	*	*	*

Incoming Histogram
Knoll Lane TBL facing February 2022

from Tue-Jan-18-2022-11-00-AM to Wed-Feb-23-2022-11-59-AM

Date	Starting Hr:min	<15	15 to <20	20 to <25	25 to <30	30 to <35	35 to <40	40 to <45	45 to <50	50 to <55	55 to <60	60 to <65	65 to <70	70 to <75	75 to <80	80 to <85	85 to <90	90 to <95	95 to <100	100 to >105	Total Counts	85pct Speed	10MPH Pace	% in pace	# of Speeders	% Speeders
11/02/2022	00:00	*	*	*	*	*	*	*	*	*	*	*	*	*	*	*	*	*	*	*	*	*	*	*	*	*
11/02/2022	01:00	*	*	*	*	*	*	*	*	*	*	*	*	*	*	*	*	*	*	*	*	*	*	*	*	*
11/02/2022	02:00	*	*	*	*	*	*	*	*	*	*	*	*	*	*	*	*	*	*	*	*	*	*	*	*	*
11/02/2022	03:00	*	*	*	*	*	*	*	*	*	*	*	*	*	*	*	*	*	*	*	*	*	*	*	*	*
11/02/2022	04:00	*	*	*	*	*	*	*	*	*	*	*	*	*	*	*	*	*	*	*	*	*	*	*	*	*
11/02/2022	05:00	*	*	*	*	*	*	*	*	*	*	*	*	*	*	*	*	*	*	*	*	*	*	*	*	*
11/02/2022	06:00	*	*	*	*	*	*	*	*	*	*	*	*	*	*	*	*	*	*	*	*	*	*	*	*	*
11/02/2022	07:00	*	*	*	*	*	*	*	*	*	*	*	*	*	*	*	*	*	*	*	*	*	*	*	*	*
11/02/2022	08:00	*	*	*	*	*	*	*	*	*	*	*	*	*	*	*	*	*	*	*	*	*	*	*	*	*
11/02/2022	09:00	*	*	*	*	*	*	*	*	*	*	*	*	*	*	*	*	*	*	*	*	*	*	*	*	*
11/02/2022	10:00	*	*	*	*	*	*	*	*	*	*	*	*	*	*	*	*	*	*	*	*	*	*	*	*	*
11/02/2022	11:00	*	*	*	*	*	*	*	*	*	*	*	*	*	*	*	*	*	*	*	*	*	*	*	*	*
11/02/2022	12:00	*	*	*	*	*	*	*	*	*	*	*	*	*	*	*	*	*	*	*	*	*	*	*	*	*
11/02/2022	13:00	*	*	*	*	*	*	*	*	*	*	*	*	*	*	*	*	*	*	*	*	*	*	*	*	*
11/02/2022	14:00	*	*	*	*	*	*	*	*	*	*	*	*	*	*	*	*	*	*	*	*	*	*	*	*	*
11/02/2022	15:00	*	*	*	*	*	*	*	*	*	*	*	*	*	*	*	*	*	*	*	*	*	*	*	*	*
11/02/2022	16:00	*	*	*	*	*	*	*	*	*	*	*	*	*	*	*	*	*	*	*	*	*	*	*	*	*
11/02/2022	17:00	*	*	*	*	*	*	*	*	*	*	*	*	*	*	*	*	*	*	*	*	*	*	*	*	*
11/02/2022	18:00	*	*	*	*	*	*	*	*	*	*	*	*	*	*	*	*	*	*	*	*	*	*	*	*	*
11/02/2022	19:00	*	*	*	*	*	*	*	*	*	*	*	*	*	*	*	*	*	*	*	*	*	*	*	*	*
11/02/2022	20:00	*	*	*	*	*	*	*	*	*	*	*	*	*	*	*	*	*	*	*	*	*	*	*	*	*
11/02/2022	21:00	*	*	*	*	*	*	*	*	*	*	*	*	*	*	*	*	*	*	*	*	*	*	*	*	*
11/02/2022	22:00	*	*	*	*	*	*	*	*	*	*	*	*	*	*	*	*	*	*	*	*	*	*	*	*	*
11/02/2022	23:00	*	*	*	*	*	*	*	*	*	*	*	*	*	*	*	*	*	*	*	*	*	*	*	*	*
24 Hr Summary		0	0	0	0	0	0	0	0	0	0	0	0	0	0	0	0	0	0	0	0	0	0	*	*	*

Incoming Histogram

Knoll Lane TBL facing February 2022

from Tue-Jan-18-2022-11-00-AM to Wed-Feb-23-2022-11-59-AM

Date	Starting Hr:min	<15	15 to <20	20 to <25	25 to <30	30 to <35	35 to <40	40 to <45	45 to <50	50 to <55	55 to <60	60 to <65	65 to <70	70 to <75	75 to <80	80 to <85	85 to <90	90 to <95	95 to <100	100 to >105	Total Counts	85pct Speed	10MPH Pace	% in pace	# of Speeders	% Speeders
12/02/2022	00:00	*	*	*	*	*	*	*	*	*	*	*	*	*	*	*	*	*	*	*	*	*	*	*	*	*
12/02/2022	01:00	*	*	*	*	*	*	*	*	*	*	*	*	*	*	*	*	*	*	*	*	*	*	*	*	*
12/02/2022	02:00	*	*	*	*	*	*	*	*	*	*	*	*	*	*	*	*	*	*	*	*	*	*	*	*	*
12/02/2022	03:00	*	*	*	*	*	*	*	*	*	*	*	*	*	*	*	*	*	*	*	*	*	*	*	*	*
12/02/2022	04:00	*	*	*	*	*	*	*	*	*	*	*	*	*	*	*	*	*	*	*	*	*	*	*	*	*
12/02/2022	05:00	*	*	*	*	*	*	*	*	*	*	*	*	*	*	*	*	*	*	*	*	*	*	*	*	*
12/02/2022	06:00	*	*	*	*	*	*	*	*	*	*	*	*	*	*	*	*	*	*	*	*	*	*	*	*	*
12/02/2022	07:00	*	*	*	*	*	*	*	*	*	*	*	*	*	*	*	*	*	*	*	*	*	*	*	*	*
12/02/2022	08:00	*	*	*	*	*	*	*	*	*	*	*	*	*	*	*	*	*	*	*	*	*	*	*	*	*
12/02/2022	09:00	*	*	*	*	*	*	*	*	*	*	*	*	*	*	*	*	*	*	*	*	*	*	*	*	*
12/02/2022	10:00	*	*	*	*	*	*	*	*	*	*	*	*	*	*	*	*	*	*	*	*	*	*	*	*	*
12/02/2022	11:00	*	*	*	*	*	*	*	*	*	*	*	*	*	*	*	*	*	*	*	*	*	*	*	*	*
12/02/2022	12:00	*	*	*	*	*	*	*	*	*	*	*	*	*	*	*	*	*	*	*	*	*	*	*	*	*
12/02/2022	13:00	*	*	*	*	*	*	*	*	*	*	*	*	*	*	*	*	*	*	*	*	*	*	*	*	*
12/02/2022	14:00	*	*	*	*	*	*	*	*	*	*	*	*	*	*	*	*	*	*	*	*	*	*	*	*	*
12/02/2022	15:00	*	*	*	*	*	*	*	*	*	*	*	*	*	*	*	*	*	*	*	*	*	*	*	*	*
12/02/2022	16:00	*	*	*	*	*	*	*	*	*	*	*	*	*	*	*	*	*	*	*	*	*	*	*	*	*
12/02/2022	17:00	*	*	*	*	*	*	*	*	*	*	*	*	*	*	*	*	*	*	*	*	*	*	*	*	*
12/02/2022	18:00	*	*	*	*	*	*	*	*	*	*	*	*	*	*	*	*	*	*	*	*	*	*	*	*	*
12/02/2022	19:00	*	*	*	*	*	*	*	*	*	*	*	*	*	*	*	*	*	*	*	*	*	*	*	*	*
12/02/2022	20:00	*	*	*	*	*	*	*	*	*	*	*	*	*	*	*	*	*	*	*	*	*	*	*	*	*
12/02/2022	21:00	*	*	*	*	*	*	*	*	*	*	*	*	*	*	*	*	*	*	*	*	*	*	*	*	*
12/02/2022	22:00	*	*	*	*	*	*	*	*	*	*	*	*	*	*	*	*	*	*	*	*	*	*	*	*	*
12/02/2022	23:00	*	*	*	*	*	*	*	*	*	*	*	*	*	*	*	*	*	*	*	*	*	*	*	*	*
24 Hr Summary		0	0	0	0	0	0	0	0	0	0	0	0	0	0	0	0	0	0	0	0	0	0	*	*	*

Incoming Histogram

Knoll Lane TBL facing February 2022

from Tue-Jan-18-2022-11-00-AM to Wed-Feb-23-2022-11-59-AM

Date	Starting Hr:min	<15	15 to <20	20 to <25	25 to <30	30 to <35	35 to <40	40 to <45	45 to <50	50 to <55	55 to <60	60 to <65	65 to <70	70 to <75	75 to <80	80 to <85	85 to <90	90 to <95	95 to <100	100 to >105	Total Counts	85pct Speed	10MPH Pace	% in pace	# of Speeders	% Speeders
13/02/2022	00:00	*	*	*	*	*	*	*	*	*	*	*	*	*	*	*	*	*	*	*	*	*	*	*	*	*
13/02/2022	01:00	*	*	*	*	*	*	*	*	*	*	*	*	*	*	*	*	*	*	*	*	*	*	*	*	*
13/02/2022	02:00	*	*	*	*	*	*	*	*	*	*	*	*	*	*	*	*	*	*	*	*	*	*	*	*	*
13/02/2022	03:00	*	*	*	*	*	*	*	*	*	*	*	*	*	*	*	*	*	*	*	*	*	*	*	*	*
13/02/2022	04:00	*	*	*	*	*	*	*	*	*	*	*	*	*	*	*	*	*	*	*	*	*	*	*	*	*
13/02/2022	05:00	*	*	*	*	*	*	*	*	*	*	*	*	*	*	*	*	*	*	*	*	*	*	*	*	*
13/02/2022	06:00	*	*	*	*	*	*	*	*	*	*	*	*	*	*	*	*	*	*	*	*	*	*	*	*	*
13/02/2022	07:00	*	*	*	*	*	*	*	*	*	*	*	*	*	*	*	*	*	*	*	*	*	*	*	*	*
13/02/2022	08:00	*	*	*	*	*	*	*	*	*	*	*	*	*	*	*	*	*	*	*	*	*	*	*	*	*
13/02/2022	09:00	*	*	*	*	*	*	*	*	*	*	*	*	*	*	*	*	*	*	*	*	*	*	*	*	*
13/02/2022	10:00	*	*	*	*	*	*	*	*	*	*	*	*	*	*	*	*	*	*	*	*	*	*	*	*	*
13/02/2022	11:00	*	*	*	*	*	*	*	*	*	*	*	*	*	*	*	*	*	*	*	*	*	*	*	*	*
13/02/2022	12:00	*	*	*	*	*	*	*	*	*	*	*	*	*	*	*	*	*	*	*	*	*	*	*	*	*
13/02/2022	13:00	*	*	*	*	*	*	*	*	*	*	*	*	*	*	*	*	*	*	*	*	*	*	*	*	*
13/02/2022	14:00	*	*	*	*	*	*	*	*	*	*	*	*	*	*	*	*	*	*	*	*	*	*	*	*	*
13/02/2022	15:00	*	*	*	*	*	*	*	*	*	*	*	*	*	*	*	*	*	*	*	*	*	*	*	*	*
13/02/2022	16:00	*	*	*	*	*	*	*	*	*	*	*	*	*	*	*	*	*	*	*	*	*	*	*	*	*
13/02/2022	17:00	*	*	*	*	*	*	*	*	*	*	*	*	*	*	*	*	*	*	*	*	*	*	*	*	*
13/02/2022	18:00	*	*	*	*	*	*	*	*	*	*	*	*	*	*	*	*	*	*	*	*	*	*	*	*	*
13/02/2022	19:00	*	*	*	*	*	*	*	*	*	*	*	*	*	*	*	*	*	*	*	*	*	*	*	*	*
13/02/2022	20:00	*	*	*	*	*	*	*	*	*	*	*	*	*	*	*	*	*	*	*	*	*	*	*	*	*
13/02/2022	21:00	*	*	*	*	*	*	*	*	*	*	*	*	*	*	*	*	*	*	*	*	*	*	*	*	*
13/02/2022	22:00	*	*	*	*	*	*	*	*	*	*	*	*	*	*	*	*	*	*	*	*	*	*	*	*	*
13/02/2022	23:00	*	*	*	*	*	*	*	*	*	*	*	*	*	*	*	*	*	*	*	*	*	*	*	*	*
24 Hr Summary		0	0	0	0	0	0	0	0	0	0	0	0	0	0	0	0	0	0	0	0	0	0	*	*	*

Incoming Histogram
Knoll Lane TBL facing February 2022

from Tue-Jan-18-2022-11-00-AM to Wed-Feb-23-2022-11-59-AM

Date	Starting Hr:min	<15	15 to <20	20 to <25	25 to <30	30 to <35	35 to <40	40 to <45	45 to <50	50 to <55	55 to <60	60 to <65	65 to <70	70 to <75	75 to <80	80 to <85	85 to <90	90 to <95	95 to <100	100 to >105	Total Counts	85pct Speed	10MPH Pace	% in pace	# of Speeders	% Speeders
14/02/2022	00:00	*	*	*	*	*	*	*	*	*	*	*	*	*	*	*	*	*	*	*	*	*	*	*	*	*
14/02/2022	01:00	*	*	*	*	*	*	*	*	*	*	*	*	*	*	*	*	*	*	*	*	*	*	*	*	*
14/02/2022	02:00	*	*	*	*	*	*	*	*	*	*	*	*	*	*	*	*	*	*	*	*	*	*	*	*	*
14/02/2022	03:00	*	*	*	*	*	*	*	*	*	*	*	*	*	*	*	*	*	*	*	*	*	*	*	*	*
14/02/2022	04:00	*	*	*	*	*	*	*	*	*	*	*	*	*	*	*	*	*	*	*	*	*	*	*	*	*
14/02/2022	05:00	*	*	*	*	*	*	*	*	*	*	*	*	*	*	*	*	*	*	*	*	*	*	*	*	*
14/02/2022	06:00	*	*	*	*	*	*	*	*	*	*	*	*	*	*	*	*	*	*	*	*	*	*	*	*	*
14/02/2022	07:00	*	*	*	*	*	*	*	*	*	*	*	*	*	*	*	*	*	*	*	*	*	*	*	*	*
14/02/2022	08:00	*	*	*	*	*	*	*	*	*	*	*	*	*	*	*	*	*	*	*	*	*	*	*	*	*
14/02/2022	09:00	*	*	*	*	*	*	*	*	*	*	*	*	*	*	*	*	*	*	*	*	*	*	*	*	*
14/02/2022	10:00	*	*	*	*	*	*	*	*	*	*	*	*	*	*	*	*	*	*	*	*	*	*	*	*	*
14/02/2022	11:00	*	*	*	*	*	*	*	*	*	*	*	*	*	*	*	*	*	*	*	*	*	*	*	*	*
14/02/2022	12:00	*	*	*	*	*	*	*	*	*	*	*	*	*	*	*	*	*	*	*	*	*	*	*	*	*
14/02/2022	13:00	*	*	*	*	*	*	*	*	*	*	*	*	*	*	*	*	*	*	*	*	*	*	*	*	*
14/02/2022	14:00	*	*	*	*	*	*	*	*	*	*	*	*	*	*	*	*	*	*	*	*	*	*	*	*	*
14/02/2022	15:00	*	*	*	*	*	*	*	*	*	*	*	*	*	*	*	*	*	*	*	*	*	*	*	*	*
14/02/2022	16:00	*	*	*	*	*	*	*	*	*	*	*	*	*	*	*	*	*	*	*	*	*	*	*	*	*
14/02/2022	17:00	*	*	*	*	*	*	*	*	*	*	*	*	*	*	*	*	*	*	*	*	*	*	*	*	*
14/02/2022	18:00	*	*	*	*	*	*	*	*	*	*	*	*	*	*	*	*	*	*	*	*	*	*	*	*	*
14/02/2022	19:00	*	*	*	*	*	*	*	*	*	*	*	*	*	*	*	*	*	*	*	*	*	*	*	*	*
14/02/2022	20:00	*	*	*	*	*	*	*	*	*	*	*	*	*	*	*	*	*	*	*	*	*	*	*	*	*
14/02/2022	21:00	*	*	*	*	*	*	*	*	*	*	*	*	*	*	*	*	*	*	*	*	*	*	*	*	*
14/02/2022	22:00	*	*	*	*	*	*	*	*	*	*	*	*	*	*	*	*	*	*	*	*	*	*	*	*	*
14/02/2022	23:00	*	*	*	*	*	*	*	*	*	*	*	*	*	*	*	*	*	*	*	*	*	*	*	*	*
24 Hr Summary		0	0	0	0	0	0	0	0	0	0	0	0	0	0	0	0	0	0	0	0	0	0	*	*	*

Incoming Histogram

Knoll Lane TBL facing February 2022

from Tue-Jan-18-2022-11-00-AM to Wed-Feb-23-2022-11-59-AM

Date	Starting Hr:min	<15	15 to <20	20 to <25	25 to <30	30 to <35	35 to <40	40 to <45	45 to <50	50 to <55	55 to <60	60 to <65	65 to <70	70 to <75	75 to <80	80 to <85	85 to <90	90 to <95	95 to <100	100 to >105	Total Counts	85pct Speed	10MPH Pace	% in pace	# of Speeders	% Speeders
15/02/2022	00:00	*	*	*	*	*	*	*	*	*	*	*	*	*	*	*	*	*	*	*	*	*	*	*	*	*
15/02/2022	01:00	*	*	*	*	*	*	*	*	*	*	*	*	*	*	*	*	*	*	*	*	*	*	*	*	*
15/02/2022	02:00	*	*	*	*	*	*	*	*	*	*	*	*	*	*	*	*	*	*	*	*	*	*	*	*	*
15/02/2022	03:00	*	*	*	*	*	*	*	*	*	*	*	*	*	*	*	*	*	*	*	*	*	*	*	*	*
15/02/2022	04:00	*	*	*	*	*	*	*	*	*	*	*	*	*	*	*	*	*	*	*	*	*	*	*	*	*
15/02/2022	05:00	*	*	*	*	*	*	*	*	*	*	*	*	*	*	*	*	*	*	*	*	*	*	*	*	*
15/02/2022	06:00	*	*	*	*	*	*	*	*	*	*	*	*	*	*	*	*	*	*	*	*	*	*	*	*	*
15/02/2022	07:00	*	*	*	*	*	*	*	*	*	*	*	*	*	*	*	*	*	*	*	*	*	*	*	*	*
15/02/2022	08:00	*	*	*	*	*	*	*	*	*	*	*	*	*	*	*	*	*	*	*	*	*	*	*	*	*
15/02/2022	09:00	*	*	*	*	*	*	*	*	*	*	*	*	*	*	*	*	*	*	*	*	*	*	*	*	*
15/02/2022	10:00	*	*	*	*	*	*	*	*	*	*	*	*	*	*	*	*	*	*	*	*	*	*	*	*	*
15/02/2022	11:00	*	*	*	*	*	*	*	*	*	*	*	*	*	*	*	*	*	*	*	*	*	*	*	*	*
15/02/2022	12:00	*	*	*	*	*	*	*	*	*	*	*	*	*	*	*	*	*	*	*	*	*	*	*	*	*
15/02/2022	13:00	*	*	*	*	*	*	*	*	*	*	*	*	*	*	*	*	*	*	*	*	*	*	*	*	*
15/02/2022	14:00	*	*	*	*	*	*	*	*	*	*	*	*	*	*	*	*	*	*	*	*	*	*	*	*	*
15/02/2022	15:00	*	*	*	*	*	*	*	*	*	*	*	*	*	*	*	*	*	*	*	*	*	*	*	*	*
15/02/2022	16:00	*	*	*	*	*	*	*	*	*	*	*	*	*	*	*	*	*	*	*	*	*	*	*	*	*
15/02/2022	17:00	*	*	*	*	*	*	*	*	*	*	*	*	*	*	*	*	*	*	*	*	*	*	*	*	*
15/02/2022	18:00	*	*	*	*	*	*	*	*	*	*	*	*	*	*	*	*	*	*	*	*	*	*	*	*	*
15/02/2022	19:00	*	*	*	*	*	*	*	*	*	*	*	*	*	*	*	*	*	*	*	*	*	*	*	*	*
15/02/2022	20:00	*	*	*	*	*	*	*	*	*	*	*	*	*	*	*	*	*	*	*	*	*	*	*	*	*
15/02/2022	21:00	*	*	*	*	*	*	*	*	*	*	*	*	*	*	*	*	*	*	*	*	*	*	*	*	*
15/02/2022	22:00	*	*	*	*	*	*	*	*	*	*	*	*	*	*	*	*	*	*	*	*	*	*	*	*	*
15/02/2022	23:00	*	*	*	*	*	*	*	*	*	*	*	*	*	*	*	*	*	*	*	*	*	*	*	*	*
24 Hr Summary		0	0	0	0	0	0	0	0	0	0	0	0	0	0	0	0	0	0	0	0	0	0	*	*	*

Incoming Histogram

Knoll Lane TBL facing February 2022

from Tue-Jan-18-2022-11-00-AM to Wed-Feb-23-2022-11-59-AM

Date	Starting Hr:min	<15	15 to <20	20 to <25	25 to <30	30 to <35	35 to <40	40 to <45	45 to <50	50 to <55	55 to <60	60 to <65	65 to <70	70 to <75	75 to <80	80 to <85	85 to <90	90 to <95	95 to <100	100 to >105	Total Counts	85pct Speed	10MPH Pace	% in pace	# of Speeders	% Speeders
16/02/2022	00:00	*	*	*	*	*	*	*	*	*	*	*	*	*	*	*	*	*	*	*	*	*	*	*	*	*
16/02/2022	01:00	*	*	*	*	*	*	*	*	*	*	*	*	*	*	*	*	*	*	*	*	*	*	*	*	*
16/02/2022	02:00	*	*	*	*	*	*	*	*	*	*	*	*	*	*	*	*	*	*	*	*	*	*	*	*	*
16/02/2022	03:00	*	*	*	*	*	*	*	*	*	*	*	*	*	*	*	*	*	*	*	*	*	*	*	*	*
16/02/2022	04:00	*	*	*	*	*	*	*	*	*	*	*	*	*	*	*	*	*	*	*	*	*	*	*	*	*
16/02/2022	05:00	*	*	*	*	*	*	*	*	*	*	*	*	*	*	*	*	*	*	*	*	*	*	*	*	*
16/02/2022	06:00	*	*	*	*	*	*	*	*	*	*	*	*	*	*	*	*	*	*	*	*	*	*	*	*	*
16/02/2022	07:00	*	*	*	*	*	*	*	*	*	*	*	*	*	*	*	*	*	*	*	*	*	*	*	*	*
16/02/2022	08:00	*	*	*	*	*	*	*	*	*	*	*	*	*	*	*	*	*	*	*	*	*	*	*	*	*
16/02/2022	09:00	*	*	*	*	*	*	*	*	*	*	*	*	*	*	*	*	*	*	*	*	*	*	*	*	*
16/02/2022	10:00	*	*	*	*	*	*	*	*	*	*	*	*	*	*	*	*	*	*	*	*	*	*	*	*	*
16/02/2022	11:00	*	*	*	*	*	*	*	*	*	*	*	*	*	*	*	*	*	*	*	*	*	*	*	*	*
16/02/2022	12:00	*	*	*	*	*	*	*	*	*	*	*	*	*	*	*	*	*	*	*	*	*	*	*	*	*
16/02/2022	13:00	*	*	*	*	*	*	*	*	*	*	*	*	*	*	*	*	*	*	*	*	*	*	*	*	*
16/02/2022	14:00	*	*	*	*	*	*	*	*	*	*	*	*	*	*	*	*	*	*	*	*	*	*	*	*	*
16/02/2022	15:00	*	*	*	*	*	*	*	*	*	*	*	*	*	*	*	*	*	*	*	*	*	*	*	*	*
16/02/2022	16:00	*	*	*	*	*	*	*	*	*	*	*	*	*	*	*	*	*	*	*	*	*	*	*	*	*
16/02/2022	17:00	*	*	*	*	*	*	*	*	*	*	*	*	*	*	*	*	*	*	*	*	*	*	*	*	*
16/02/2022	18:00	*	*	*	*	*	*	*	*	*	*	*	*	*	*	*	*	*	*	*	*	*	*	*	*	*
16/02/2022	19:00	*	*	*	*	*	*	*	*	*	*	*	*	*	*	*	*	*	*	*	*	*	*	*	*	*
16/02/2022	20:00	*	*	*	*	*	*	*	*	*	*	*	*	*	*	*	*	*	*	*	*	*	*	*	*	*
16/02/2022	21:00	*	*	*	*	*	*	*	*	*	*	*	*	*	*	*	*	*	*	*	*	*	*	*	*	*
16/02/2022	22:00	*	*	*	*	*	*	*	*	*	*	*	*	*	*	*	*	*	*	*	*	*	*	*	*	*
16/02/2022	23:00	*	*	*	*	*	*	*	*	*	*	*	*	*	*	*	*	*	*	*	*	*	*	*	*	*
24 Hr Summary		0	0	0	0	0	0	0	0	0	0	0	0	0	0	0	0	0	0	0	0	0	0	*	*	*

Incoming Histogram

Knoll Lane TBL facing February 2022

from Tue-Jan-18-2022-11-00-AM to Wed-Feb-23-2022-11-59-AM

Date	Starting Hr:min	<15	15 to <20	20 to <25	25 to <30	30 to <35	35 to <40	40 to <45	45 to <50	50 to <55	55 to <60	60 to <65	65 to <70	70 to <75	75 to <80	80 to <85	85 to <90	90 to <95	95 to <100	100 to >105	Total Counts	85pct Speed	10MPH Pace	% in pace	# of Speeders	% Speeders	
17/02/2022	00:00	*	*	*	*	*	*	*	*	*	*	*	*	*	*	*	*	*	*	*	*	*	*	*	*	*	*
17/02/2022	01:00	*	*	*	*	*	*	*	*	*	*	*	*	*	*	*	*	*	*	*	*	*	*	*	*	*	*
17/02/2022	02:00	*	*	*	*	*	*	*	*	*	*	*	*	*	*	*	*	*	*	*	*	*	*	*	*	*	*
17/02/2022	03:00	*	*	*	*	*	*	*	*	*	*	*	*	*	*	*	*	*	*	*	*	*	*	*	*	*	*
17/02/2022	04:00	*	*	*	*	*	*	*	*	*	*	*	*	*	*	*	*	*	*	*	*	*	*	*	*	*	*
17/02/2022	05:00	*	*	*	*	*	*	*	*	*	*	*	*	*	*	*	*	*	*	*	*	*	*	*	*	*	*
17/02/2022	06:00	*	*	*	*	*	*	*	*	*	*	*	*	*	*	*	*	*	*	*	*	*	*	*	*	*	*
17/02/2022	07:00	*	*	*	*	*	*	*	*	*	*	*	*	*	*	*	*	*	*	*	*	*	*	*	*	*	*
17/02/2022	08:00	*	*	*	*	*	*	*	*	*	*	*	*	*	*	*	*	*	*	*	*	*	*	*	*	*	*
17/02/2022	09:00	*	*	*	*	*	*	*	*	*	*	*	*	*	*	*	*	*	*	*	*	*	*	*	*	*	*
17/02/2022	10:00	*	*	*	*	*	*	*	*	*	*	*	*	*	*	*	*	*	*	*	*	*	*	*	*	*	*
17/02/2022	11:00	*	*	*	*	*	*	*	*	*	*	*	*	*	*	*	*	*	*	*	*	*	*	*	*	*	*
17/02/2022	12:00	*	*	*	*	*	*	*	*	*	*	*	*	*	*	*	*	*	*	*	*	*	*	*	*	*	*
17/02/2022	13:00	*	*	*	*	*	*	*	*	*	*	*	*	*	*	*	*	*	*	*	*	*	*	*	*	*	*
17/02/2022	14:00	*	*	*	*	*	*	*	*	*	*	*	*	*	*	*	*	*	*	*	*	*	*	*	*	*	*
17/02/2022	15:00	*	*	*	*	*	*	*	*	*	*	*	*	*	*	*	*	*	*	*	*	*	*	*	*	*	*
17/02/2022	16:00	*	*	*	*	*	*	*	*	*	*	*	*	*	*	*	*	*	*	*	*	*	*	*	*	*	*
17/02/2022	17:00	*	*	*	*	*	*	*	*	*	*	*	*	*	*	*	*	*	*	*	*	*	*	*	*	*	*
17/02/2022	18:00	*	*	*	*	*	*	*	*	*	*	*	*	*	*	*	*	*	*	*	*	*	*	*	*	*	*
17/02/2022	19:00	*	*	*	*	*	*	*	*	*	*	*	*	*	*	*	*	*	*	*	*	*	*	*	*	*	*
17/02/2022	20:00	*	*	*	*	*	*	*	*	*	*	*	*	*	*	*	*	*	*	*	*	*	*	*	*	*	*
17/02/2022	21:00	*	*	*	*	*	*	*	*	*	*	*	*	*	*	*	*	*	*	*	*	*	*	*	*	*	*
17/02/2022	22:00	*	*	*	*	*	*	*	*	*	*	*	*	*	*	*	*	*	*	*	*	*	*	*	*	*	*
17/02/2022	23:00	*	*	*	*	*	*	*	*	*	*	*	*	*	*	*	*	*	*	*	*	*	*	*	*	*	*
24 Hr Summary		0	0	0	0	0	0	0	0	0	0	0	0	0	0	0	0	0	0	0	0	0	0	*	*	*	*

Incoming Histogram
Knoll Lane TBL facing February 2022

from Tue-Jan-18-2022-11-00-AM to Wed-Feb-23-2022-11-59-AM

Date	Starting Hr:min	<15	15 to <20	20 to <25	25 to <30	30 to <35	35 to <40	40 to <45	45 to <50	50 to <55	55 to <60	60 to <65	65 to <70	70 to <75	75 to <80	80 to <85	85 to <90	90 to <95	95 to <100	100 to >105	Total Counts	85pct Speed	10MPH Pace	% in pace	# of Speeders	% Speeders
18/02/2022	00:00	*	*	*	*	*	*	*	*	*	*	*	*	*	*	*	*	*	*	*	*	*	*	*	*	*
18/02/2022	01:00	*	*	*	*	*	*	*	*	*	*	*	*	*	*	*	*	*	*	*	*	*	*	*	*	*
18/02/2022	02:00	*	*	*	*	*	*	*	*	*	*	*	*	*	*	*	*	*	*	*	*	*	*	*	*	*
18/02/2022	03:00	*	*	*	*	*	*	*	*	*	*	*	*	*	*	*	*	*	*	*	*	*	*	*	*	*
18/02/2022	04:00	*	*	*	*	*	*	*	*	*	*	*	*	*	*	*	*	*	*	*	*	*	*	*	*	*
18/02/2022	05:00	*	*	*	*	*	*	*	*	*	*	*	*	*	*	*	*	*	*	*	*	*	*	*	*	*
18/02/2022	06:00	*	*	*	*	*	*	*	*	*	*	*	*	*	*	*	*	*	*	*	*	*	*	*	*	*
18/02/2022	07:00	*	*	*	*	*	*	*	*	*	*	*	*	*	*	*	*	*	*	*	*	*	*	*	*	*
18/02/2022	08:00	*	*	*	*	*	*	*	*	*	*	*	*	*	*	*	*	*	*	*	*	*	*	*	*	*
18/02/2022	09:00	*	*	*	*	*	*	*	*	*	*	*	*	*	*	*	*	*	*	*	*	*	*	*	*	*
18/02/2022	10:00	*	*	*	*	*	*	*	*	*	*	*	*	*	*	*	*	*	*	*	*	*	*	*	*	*
18/02/2022	11:00	*	*	*	*	*	*	*	*	*	*	*	*	*	*	*	*	*	*	*	*	*	*	*	*	*
18/02/2022	12:00	*	*	*	*	*	*	*	*	*	*	*	*	*	*	*	*	*	*	*	*	*	*	*	*	*
18/02/2022	13:00	*	*	*	*	*	*	*	*	*	*	*	*	*	*	*	*	*	*	*	*	*	*	*	*	*
18/02/2022	14:00	*	*	*	*	*	*	*	*	*	*	*	*	*	*	*	*	*	*	*	*	*	*	*	*	*
18/02/2022	15:00	*	*	*	*	*	*	*	*	*	*	*	*	*	*	*	*	*	*	*	*	*	*	*	*	*
18/02/2022	16:00	*	*	*	*	*	*	*	*	*	*	*	*	*	*	*	*	*	*	*	*	*	*	*	*	*
18/02/2022	17:00	*	*	*	*	*	*	*	*	*	*	*	*	*	*	*	*	*	*	*	*	*	*	*	*	*
18/02/2022	18:00	*	*	*	*	*	*	*	*	*	*	*	*	*	*	*	*	*	*	*	*	*	*	*	*	*
18/02/2022	19:00	*	*	*	*	*	*	*	*	*	*	*	*	*	*	*	*	*	*	*	*	*	*	*	*	*
18/02/2022	20:00	*	*	*	*	*	*	*	*	*	*	*	*	*	*	*	*	*	*	*	*	*	*	*	*	*
18/02/2022	21:00	*	*	*	*	*	*	*	*	*	*	*	*	*	*	*	*	*	*	*	*	*	*	*	*	*
18/02/2022	22:00	*	*	*	*	*	*	*	*	*	*	*	*	*	*	*	*	*	*	*	*	*	*	*	*	*
18/02/2022	23:00	*	*	*	*	*	*	*	*	*	*	*	*	*	*	*	*	*	*	*	*	*	*	*	*	*
24 Hr Summary		0	0	0	0	0	0	0	0	0	0	0	0	0	0	0	0	0	0	0	0	0	0	*	*	*

Incoming Histogram
Knoll Lane TBL facing February 2022

from Tue-Jan-18-2022-11-00-AM to Wed-Feb-23-2022-11-59-AM

Date	Starting Hr:min	<15	15 to <20	20 to <25	25 to <30	30 to <35	35 to <40	40 to <45	45 to <50	50 to <55	55 to <60	60 to <65	65 to <70	70 to <75	75 to <80	80 to <85	85 to <90	90 to <95	95 to <100	100 to >105	Total Counts	85pct Speed	10MPH Pace	% in pace	# of Speeders	% Speeders
19/02/2022	00:00	*	*	*	*	*	*	*	*	*	*	*	*	*	*	*	*	*	*	*	*	*	*	*	*	*
19/02/2022	01:00	*	*	*	*	*	*	*	*	*	*	*	*	*	*	*	*	*	*	*	*	*	*	*	*	*
19/02/2022	02:00	*	*	*	*	*	*	*	*	*	*	*	*	*	*	*	*	*	*	*	*	*	*	*	*	*
19/02/2022	03:00	*	*	*	*	*	*	*	*	*	*	*	*	*	*	*	*	*	*	*	*	*	*	*	*	*
19/02/2022	04:00	*	*	*	*	*	*	*	*	*	*	*	*	*	*	*	*	*	*	*	*	*	*	*	*	*
19/02/2022	05:00	*	*	*	*	*	*	*	*	*	*	*	*	*	*	*	*	*	*	*	*	*	*	*	*	*
19/02/2022	06:00	*	*	*	*	*	*	*	*	*	*	*	*	*	*	*	*	*	*	*	*	*	*	*	*	*
19/02/2022	07:00	*	*	*	*	*	*	*	*	*	*	*	*	*	*	*	*	*	*	*	*	*	*	*	*	*
19/02/2022	08:00	*	*	*	*	*	*	*	*	*	*	*	*	*	*	*	*	*	*	*	*	*	*	*	*	*
19/02/2022	09:00	*	*	*	*	*	*	*	*	*	*	*	*	*	*	*	*	*	*	*	*	*	*	*	*	*
19/02/2022	10:00	*	*	*	*	*	*	*	*	*	*	*	*	*	*	*	*	*	*	*	*	*	*	*	*	*
19/02/2022	11:00	*	*	*	*	*	*	*	*	*	*	*	*	*	*	*	*	*	*	*	*	*	*	*	*	*
19/02/2022	12:00	*	*	*	*	*	*	*	*	*	*	*	*	*	*	*	*	*	*	*	*	*	*	*	*	*
19/02/2022	13:00	*	*	*	*	*	*	*	*	*	*	*	*	*	*	*	*	*	*	*	*	*	*	*	*	*
19/02/2022	14:00	*	*	*	*	*	*	*	*	*	*	*	*	*	*	*	*	*	*	*	*	*	*	*	*	*
19/02/2022	15:00	*	*	*	*	*	*	*	*	*	*	*	*	*	*	*	*	*	*	*	*	*	*	*	*	*
19/02/2022	16:00	*	*	*	*	*	*	*	*	*	*	*	*	*	*	*	*	*	*	*	*	*	*	*	*	*
19/02/2022	17:00	*	*	*	*	*	*	*	*	*	*	*	*	*	*	*	*	*	*	*	*	*	*	*	*	*
19/02/2022	18:00	*	*	*	*	*	*	*	*	*	*	*	*	*	*	*	*	*	*	*	*	*	*	*	*	*
19/02/2022	19:00	*	*	*	*	*	*	*	*	*	*	*	*	*	*	*	*	*	*	*	*	*	*	*	*	*
19/02/2022	20:00	*	*	*	*	*	*	*	*	*	*	*	*	*	*	*	*	*	*	*	*	*	*	*	*	*
19/02/2022	21:00	*	*	*	*	*	*	*	*	*	*	*	*	*	*	*	*	*	*	*	*	*	*	*	*	*
19/02/2022	22:00	*	*	*	*	*	*	*	*	*	*	*	*	*	*	*	*	*	*	*	*	*	*	*	*	*
19/02/2022	23:00	*	*	*	*	*	*	*	*	*	*	*	*	*	*	*	*	*	*	*	*	*	*	*	*	*
24 Hr Summary		0	0	0	0	0	0	0	0	0	0	0	0	0	0	0	0	0	0	0	0	0	0	*	*	*

Incoming Histogram

Knoll Lane TBL facing February 2022

from Tue-Jan-18-2022-11-00-AM to Wed-Feb-23-2022-11-59-AM

Date	Starting Hr:min	<15	15 to <20	20 to <25	25 to <30	30 to <35	35 to <40	40 to <45	45 to <50	50 to <55	55 to <60	60 to <65	65 to <70	70 to <75	75 to <80	80 to <85	85 to <90	90 to <95	95 to <100	100 to >105	Total Counts	85pct Speed	10MPH Pace	% in pace	# of Speeders	% Speeders
20/02/2022	00:00	*	*	*	*	*	*	*	*	*	*	*	*	*	*	*	*	*	*	*	*	*	*	*	*	*
20/02/2022	01:00	*	*	*	*	*	*	*	*	*	*	*	*	*	*	*	*	*	*	*	*	*	*	*	*	*
20/02/2022	02:00	*	*	*	*	*	*	*	*	*	*	*	*	*	*	*	*	*	*	*	*	*	*	*	*	*
20/02/2022	03:00	*	*	*	*	*	*	*	*	*	*	*	*	*	*	*	*	*	*	*	*	*	*	*	*	*
20/02/2022	04:00	*	*	*	*	*	*	*	*	*	*	*	*	*	*	*	*	*	*	*	*	*	*	*	*	*
20/02/2022	05:00	*	*	*	*	*	*	*	*	*	*	*	*	*	*	*	*	*	*	*	*	*	*	*	*	*
20/02/2022	06:00	*	*	*	*	*	*	*	*	*	*	*	*	*	*	*	*	*	*	*	*	*	*	*	*	*
20/02/2022	07:00	*	*	*	*	*	*	*	*	*	*	*	*	*	*	*	*	*	*	*	*	*	*	*	*	*
20/02/2022	08:00	*	*	*	*	*	*	*	*	*	*	*	*	*	*	*	*	*	*	*	*	*	*	*	*	*
20/02/2022	09:00	*	*	*	*	*	*	*	*	*	*	*	*	*	*	*	*	*	*	*	*	*	*	*	*	*
20/02/2022	10:00	*	*	*	*	*	*	*	*	*	*	*	*	*	*	*	*	*	*	*	*	*	*	*	*	*
20/02/2022	11:00	*	*	*	*	*	*	*	*	*	*	*	*	*	*	*	*	*	*	*	*	*	*	*	*	*
20/02/2022	12:00	*	*	*	*	*	*	*	*	*	*	*	*	*	*	*	*	*	*	*	*	*	*	*	*	*
20/02/2022	13:00	*	*	*	*	*	*	*	*	*	*	*	*	*	*	*	*	*	*	*	*	*	*	*	*	*
20/02/2022	14:00	*	*	*	*	*	*	*	*	*	*	*	*	*	*	*	*	*	*	*	*	*	*	*	*	*
20/02/2022	15:00	*	*	*	*	*	*	*	*	*	*	*	*	*	*	*	*	*	*	*	*	*	*	*	*	*
20/02/2022	16:00	*	*	*	*	*	*	*	*	*	*	*	*	*	*	*	*	*	*	*	*	*	*	*	*	*
20/02/2022	17:00	*	*	*	*	*	*	*	*	*	*	*	*	*	*	*	*	*	*	*	*	*	*	*	*	*
20/02/2022	18:00	*	*	*	*	*	*	*	*	*	*	*	*	*	*	*	*	*	*	*	*	*	*	*	*	*
20/02/2022	19:00	*	*	*	*	*	*	*	*	*	*	*	*	*	*	*	*	*	*	*	*	*	*	*	*	*
20/02/2022	20:00	*	*	*	*	*	*	*	*	*	*	*	*	*	*	*	*	*	*	*	*	*	*	*	*	*
20/02/2022	21:00	*	*	*	*	*	*	*	*	*	*	*	*	*	*	*	*	*	*	*	*	*	*	*	*	*
20/02/2022	22:00	*	*	*	*	*	*	*	*	*	*	*	*	*	*	*	*	*	*	*	*	*	*	*	*	*
20/02/2022	23:00	*	*	*	*	*	*	*	*	*	*	*	*	*	*	*	*	*	*	*	*	*	*	*	*	*
24 Hr Summary		0	0	0	0	0	0	0	0	0	0	0	0	0	0	0	0	0	0	0	0	0	0	*	*	*

Incoming Histogram
Knoll Lane TBL facing February 2022

from Tue-Jan-18-2022-11-00-AM to Wed-Feb-23-2022-11-59-AM

Date	Starting Hr:min	<15	15 to <20	20 to <25	25 to <30	30 to <35	35 to <40	40 to <45	45 to <50	50 to <55	55 to <60	60 to <65	65 to <70	70 to <75	75 to <80	80 to <85	85 to <90	90 to <95	95 to <100	100 to >105	Total Counts	85pct Speed	10MPH Pace	% in pace	# of Speeders	% Speeders
21/02/2022	00:00	*	*	*	*	*	*	*	*	*	*	*	*	*	*	*	*	*	*	*	*	*	*	*	*	*
21/02/2022	01:00	*	*	*	*	*	*	*	*	*	*	*	*	*	*	*	*	*	*	*	*	*	*	*	*	*
21/02/2022	02:00	*	*	*	*	*	*	*	*	*	*	*	*	*	*	*	*	*	*	*	*	*	*	*	*	*
21/02/2022	03:00	*	*	*	*	*	*	*	*	*	*	*	*	*	*	*	*	*	*	*	*	*	*	*	*	*
21/02/2022	04:00	*	*	*	*	*	*	*	*	*	*	*	*	*	*	*	*	*	*	*	*	*	*	*	*	*
21/02/2022	05:00	*	*	*	*	*	*	*	*	*	*	*	*	*	*	*	*	*	*	*	*	*	*	*	*	*
21/02/2022	06:00	*	*	*	*	*	*	*	*	*	*	*	*	*	*	*	*	*	*	*	*	*	*	*	*	*
21/02/2022	07:00	*	*	*	*	*	*	*	*	*	*	*	*	*	*	*	*	*	*	*	*	*	*	*	*	*
21/02/2022	08:00	*	*	*	*	*	*	*	*	*	*	*	*	*	*	*	*	*	*	*	*	*	*	*	*	*
21/02/2022	09:00	*	*	*	*	*	*	*	*	*	*	*	*	*	*	*	*	*	*	*	*	*	*	*	*	*
21/02/2022	10:00	*	*	*	*	*	*	*	*	*	*	*	*	*	*	*	*	*	*	*	*	*	*	*	*	*
21/02/2022	11:00	*	*	*	*	*	*	*	*	*	*	*	*	*	*	*	*	*	*	*	*	*	*	*	*	*
21/02/2022	12:00	*	*	*	*	*	*	*	*	*	*	*	*	*	*	*	*	*	*	*	*	*	*	*	*	*
21/02/2022	13:00	*	*	*	*	*	*	*	*	*	*	*	*	*	*	*	*	*	*	*	*	*	*	*	*	*
21/02/2022	14:00	*	*	*	*	*	*	*	*	*	*	*	*	*	*	*	*	*	*	*	*	*	*	*	*	*
21/02/2022	15:00	*	*	*	*	*	*	*	*	*	*	*	*	*	*	*	*	*	*	*	*	*	*	*	*	*
21/02/2022	16:00	*	*	*	*	*	*	*	*	*	*	*	*	*	*	*	*	*	*	*	*	*	*	*	*	*
21/02/2022	17:00	*	*	*	*	*	*	*	*	*	*	*	*	*	*	*	*	*	*	*	*	*	*	*	*	*
21/02/2022	18:00	*	*	*	*	*	*	*	*	*	*	*	*	*	*	*	*	*	*	*	*	*	*	*	*	*
21/02/2022	19:00	*	*	*	*	*	*	*	*	*	*	*	*	*	*	*	*	*	*	*	*	*	*	*	*	*
21/02/2022	20:00	*	*	*	*	*	*	*	*	*	*	*	*	*	*	*	*	*	*	*	*	*	*	*	*	*
21/02/2022	21:00	*	*	*	*	*	*	*	*	*	*	*	*	*	*	*	*	*	*	*	*	*	*	*	*	*
21/02/2022	22:00	*	*	*	*	*	*	*	*	*	*	*	*	*	*	*	*	*	*	*	*	*	*	*	*	*
21/02/2022	23:00	*	*	*	*	*	*	*	*	*	*	*	*	*	*	*	*	*	*	*	*	*	*	*	*	*
24 Hr Summary		0	0	0	0	0	0	0	0	0	0	0	0	0	0	0	0	0	0	0	0	0	0	*	*	*

Incoming Histogram
Knoll Lane TBL facing February 2022

from Tue-Jan-18-2022-11-00-AM to Wed-Feb-23-2022-11-59-AM

Date	Starting Hr:min	<15	15 to <20	20 to <25	25 to <30	30 to <35	35 to <40	40 to <45	45 to <50	50 to <55	55 to <60	60 to <65	65 to <70	70 to <75	75 to <80	80 to <85	85 to <90	90 to <95	95 to <100	100 to >105	Total Counts	85pct Speed	10MPH Pace	% in pace	# of Speeders	% Speeders
22/02/2022	00:00	*	*	*	*	*	*	*	*	*	*	*	*	*	*	*	*	*	*	*	*	*	*	*	*	*
22/02/2022	01:00	*	*	*	*	*	*	*	*	*	*	*	*	*	*	*	*	*	*	*	*	*	*	*	*	*
22/02/2022	02:00	*	*	*	*	*	*	*	*	*	*	*	*	*	*	*	*	*	*	*	*	*	*	*	*	*
22/02/2022	03:00	*	*	*	*	*	*	*	*	*	*	*	*	*	*	*	*	*	*	*	*	*	*	*	*	*
22/02/2022	04:00	*	*	*	*	*	*	*	*	*	*	*	*	*	*	*	*	*	*	*	*	*	*	*	*	*
22/02/2022	05:00	*	*	*	*	*	*	*	*	*	*	*	*	*	*	*	*	*	*	*	*	*	*	*	*	*
22/02/2022	06:00	*	*	*	*	*	*	*	*	*	*	*	*	*	*	*	*	*	*	*	*	*	*	*	*	*
22/02/2022	07:00	*	*	*	*	*	*	*	*	*	*	*	*	*	*	*	*	*	*	*	*	*	*	*	*	*
22/02/2022	08:00	*	*	*	*	*	*	*	*	*	*	*	*	*	*	*	*	*	*	*	*	*	*	*	*	*
22/02/2022	09:00	*	*	*	*	*	*	*	*	*	*	*	*	*	*	*	*	*	*	*	*	*	*	*	*	*
22/02/2022	10:00	*	*	*	*	*	*	*	*	*	*	*	*	*	*	*	*	*	*	*	*	*	*	*	*	*
22/02/2022	11:00	*	*	*	*	*	*	*	*	*	*	*	*	*	*	*	*	*	*	*	*	*	*	*	*	*
22/02/2022	12:00	*	*	*	*	*	*	*	*	*	*	*	*	*	*	*	*	*	*	*	*	*	*	*	*	*
22/02/2022	13:00	*	*	*	*	*	*	*	*	*	*	*	*	*	*	*	*	*	*	*	*	*	*	*	*	*
22/02/2022	14:00	*	*	*	*	*	*	*	*	*	*	*	*	*	*	*	*	*	*	*	*	*	*	*	*	*
22/02/2022	15:00	*	*	*	*	*	*	*	*	*	*	*	*	*	*	*	*	*	*	*	*	*	*	*	*	*
22/02/2022	16:00	*	*	*	*	*	*	*	*	*	*	*	*	*	*	*	*	*	*	*	*	*	*	*	*	*
22/02/2022	17:00	*	*	*	*	*	*	*	*	*	*	*	*	*	*	*	*	*	*	*	*	*	*	*	*	*
22/02/2022	18:00	*	*	*	*	*	*	*	*	*	*	*	*	*	*	*	*	*	*	*	*	*	*	*	*	*
22/02/2022	19:00	*	*	*	*	*	*	*	*	*	*	*	*	*	*	*	*	*	*	*	*	*	*	*	*	*
22/02/2022	20:00	*	*	*	*	*	*	*	*	*	*	*	*	*	*	*	*	*	*	*	*	*	*	*	*	*
22/02/2022	21:00	*	*	*	*	*	*	*	*	*	*	*	*	*	*	*	*	*	*	*	*	*	*	*	*	*
22/02/2022	22:00	*	*	*	*	*	*	*	*	*	*	*	*	*	*	*	*	*	*	*	*	*	*	*	*	*
22/02/2022	23:00	*	*	*	*	*	*	*	*	*	*	*	*	*	*	*	*	*	*	*	*	*	*	*	*	*
24 Hr Summary		0	0	0	0	0	0	0	0	0	0	0	0	0	0	0	0	0	0	0	0	0	0	*	*	*

Incoming Histogram
Knoll Lane TBL facing February 2022

from Tue-Jan-18-2022-11-00-AM to Wed-Feb-23-2022-11-59-AM

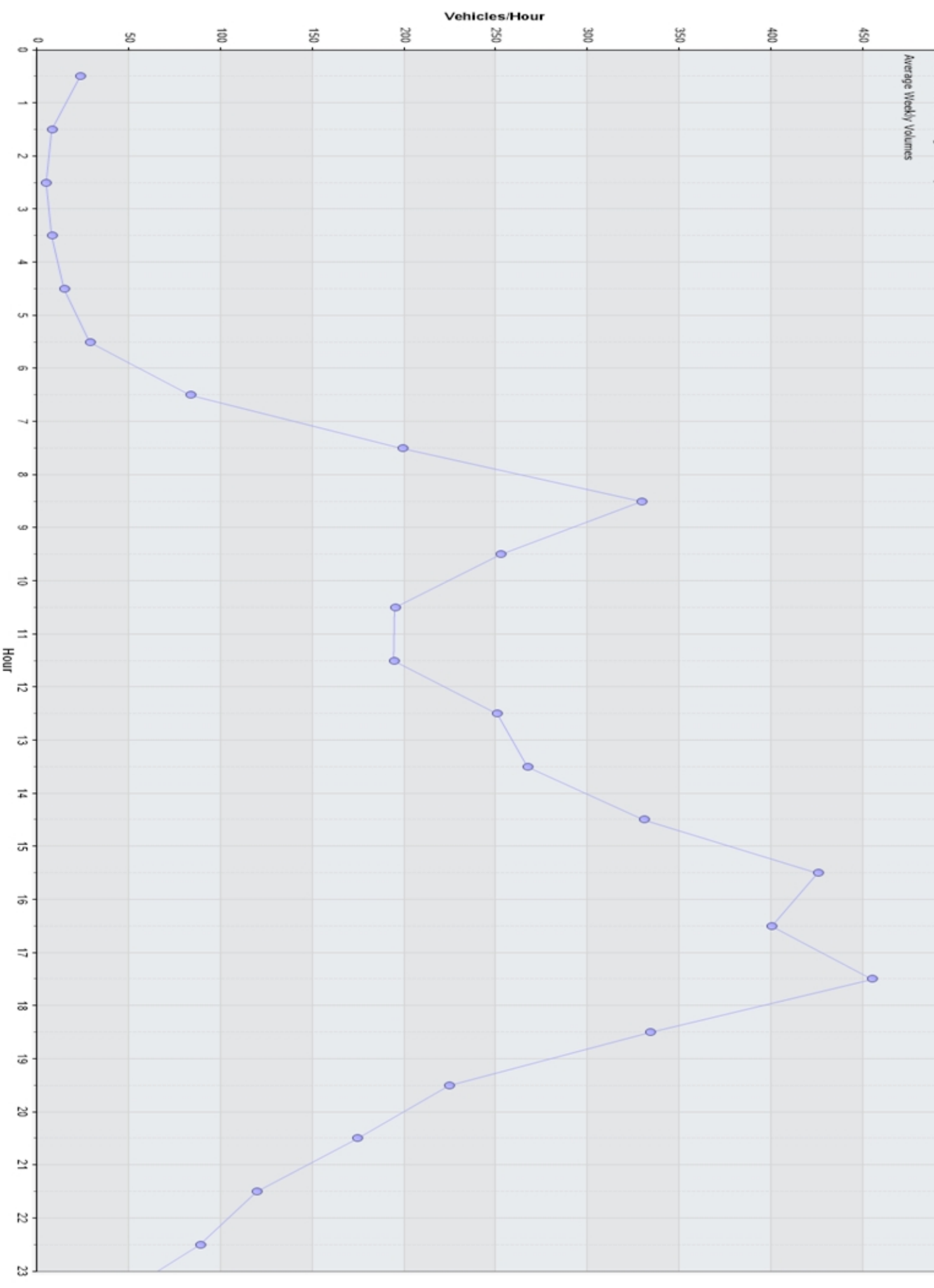
Date	Starting Hr:min	<15	15 to <20	20 to <25	25 to <30	30 to <35	35 to <40	40 to <45	45 to <50	50 to <55	55 to <60	60 to <65	65 to <70	70 to <75	75 to <80	80 to <85	85 to <90	90 to <95	95 to <100	100 to >105	Total Counts	85pct Speed	10MPH Pace	% in pace	# of Speeders	% Speeders
23/02/2022	00:00	*	*	*	*	*	*	*	*	*	*	*	*	*	*	*	*	*	*	*	*	*	*	*	*	*
23/02/2022	01:00	*	*	*	*	*	*	*	*	*	*	*	*	*	*	*	*	*	*	*	*	*	*	*	*	*
23/02/2022	02:00	*	*	*	*	*	*	*	*	*	*	*	*	*	*	*	*	*	*	*	*	*	*	*	*	*
23/02/2022	03:00	*	*	*	*	*	*	*	*	*	*	*	*	*	*	*	*	*	*	*	*	*	*	*	*	*
23/02/2022	04:00	*	*	*	*	*	*	*	*	*	*	*	*	*	*	*	*	*	*	*	*	*	*	*	*	*
23/02/2022	05:00	*	*	*	*	*	*	*	*	*	*	*	*	*	*	*	*	*	*	*	*	*	*	*	*	*
23/02/2022	06:00	*	*	*	*	*	*	*	*	*	*	*	*	*	*	*	*	*	*	*	*	*	*	*	*	*
23/02/2022	07:00	*	*	*	*	*	*	*	*	*	*	*	*	*	*	*	*	*	*	*	*	*	*	*	*	*
23/02/2022	08:00	*	*	*	*	*	*	*	*	*	*	*	*	*	*	*	*	*	*	*	*	*	*	*	*	*
23/02/2022	09:00	*	*	*	*	*	*	*	*	*	*	*	*	*	*	*	*	*	*	*	*	*	*	*	*	*
23/02/2022	10:00	*	*	*	*	*	*	*	*	*	*	*	*	*	*	*	*	*	*	*	*	*	*	*	*	*
23/02/2022	11:00	0	0	0	0	0	0	0	0	0	0	0	0	0	0	0	0	0	0	0	0	0	0	*	*	*
23/02/2022	12:00	*	*	*	*	*	*	*	*	*	*	*	*	*	*	*	*	*	*	*	*	*	*	*	*	*
23/02/2022	13:00	*	*	*	*	*	*	*	*	*	*	*	*	*	*	*	*	*	*	*	*	*	*	*	*	*
23/02/2022	14:00	*	*	*	*	*	*	*	*	*	*	*	*	*	*	*	*	*	*	*	*	*	*	*	*	*
23/02/2022	15:00	*	*	*	*	*	*	*	*	*	*	*	*	*	*	*	*	*	*	*	*	*	*	*	*	*
23/02/2022	16:00	*	*	*	*	*	*	*	*	*	*	*	*	*	*	*	*	*	*	*	*	*	*	*	*	*
23/02/2022	17:00	*	*	*	*	*	*	*	*	*	*	*	*	*	*	*	*	*	*	*	*	*	*	*	*	*
23/02/2022	18:00	*	*	*	*	*	*	*	*	*	*	*	*	*	*	*	*	*	*	*	*	*	*	*	*	*
23/02/2022	19:00	*	*	*	*	*	*	*	*	*	*	*	*	*	*	*	*	*	*	*	*	*	*	*	*	*
23/02/2022	20:00	*	*	*	*	*	*	*	*	*	*	*	*	*	*	*	*	*	*	*	*	*	*	*	*	*
23/02/2022	21:00	*	*	*	*	*	*	*	*	*	*	*	*	*	*	*	*	*	*	*	*	*	*	*	*	*
23/02/2022	22:00	*	*	*	*	*	*	*	*	*	*	*	*	*	*	*	*	*	*	*	*	*	*	*	*	*
23/02/2022	23:00	*	*	*	*	*	*	*	*	*	*	*	*	*	*	*	*	*	*	*	*	*	*	*	*	*
24 Hr Summary		0	0	0	0	0	0	0	0	0	0	0	0	0	0	0	0	0	0	0	0	0	0	*	*	*

Kroll Lane TBL facing February 2022

Incoming: Average Hourly Volume for Week of 1/17/01/2022

Average Weekly Volumes

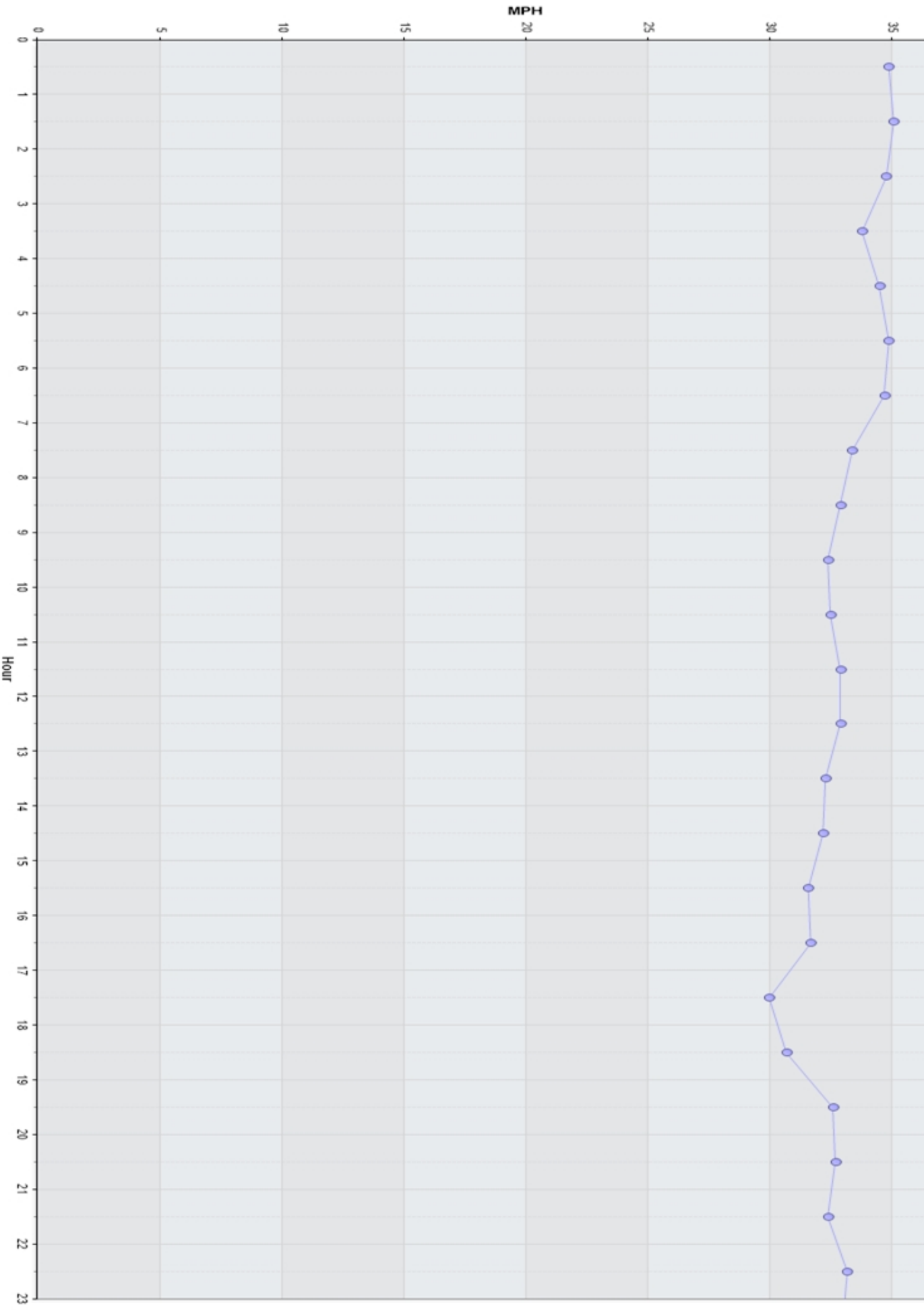
Average Counts By Hour (1/17/1/2022) ● Average Counts By Hour (1/17/1/2022)



Kroll Lane TBL facing February 2022

Incoming: Average Hourly WEEKDAY Speeds for Week of 1/17/01/2022
Average Hourly WEEKDAY Speeds By Hour (1/17/01/2022) — Average Hourly WEEKDAY Speeds By Hour (1/17/01/2022)

Average Weekly Speeds



Incoming: Daily Volume for Week of 1/17/01/2022


Daily Vehicle Counts

Daily Vehicle Counts

Knoll Lane TBL facing February 2022

Daily Volumes

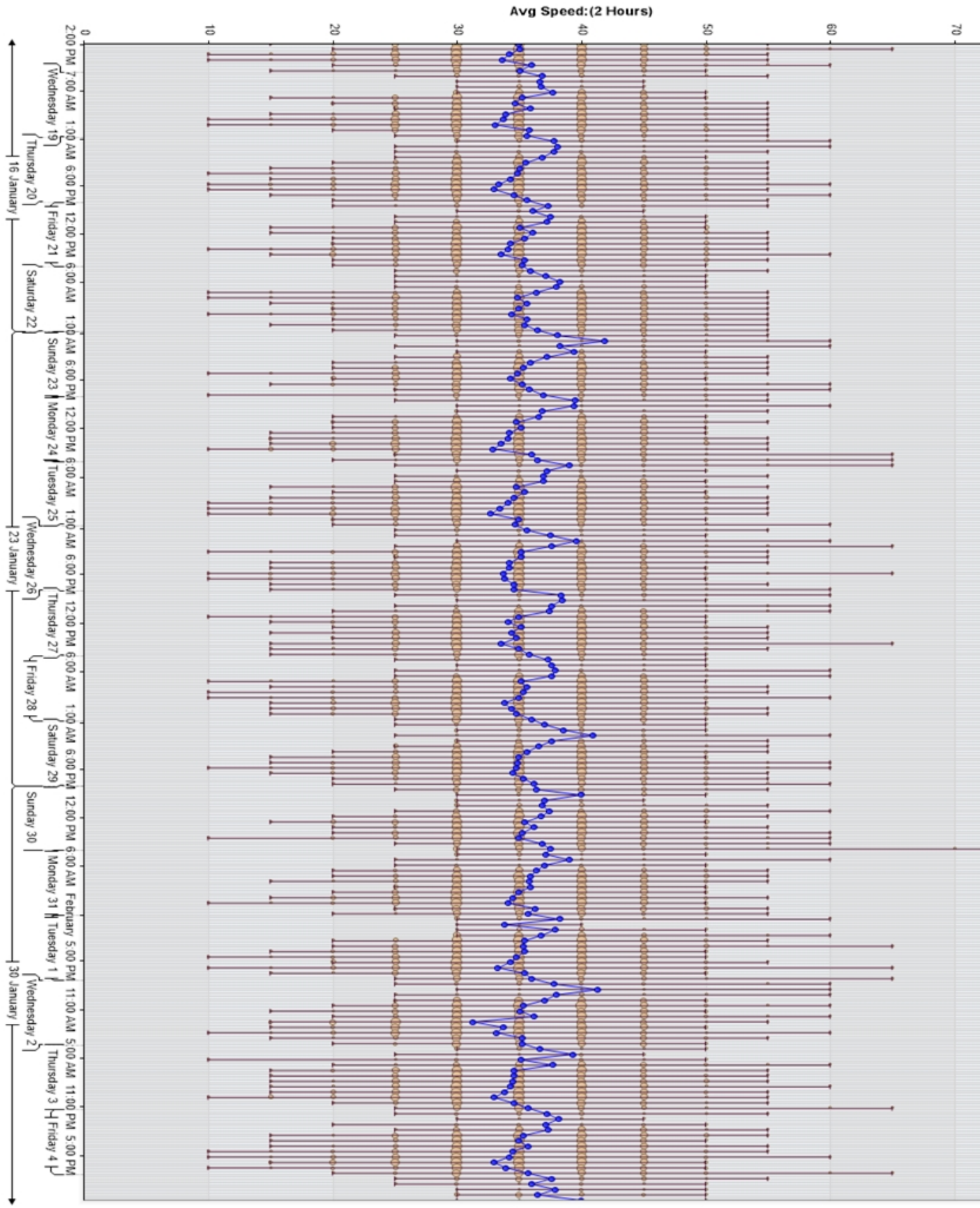
Vehicles



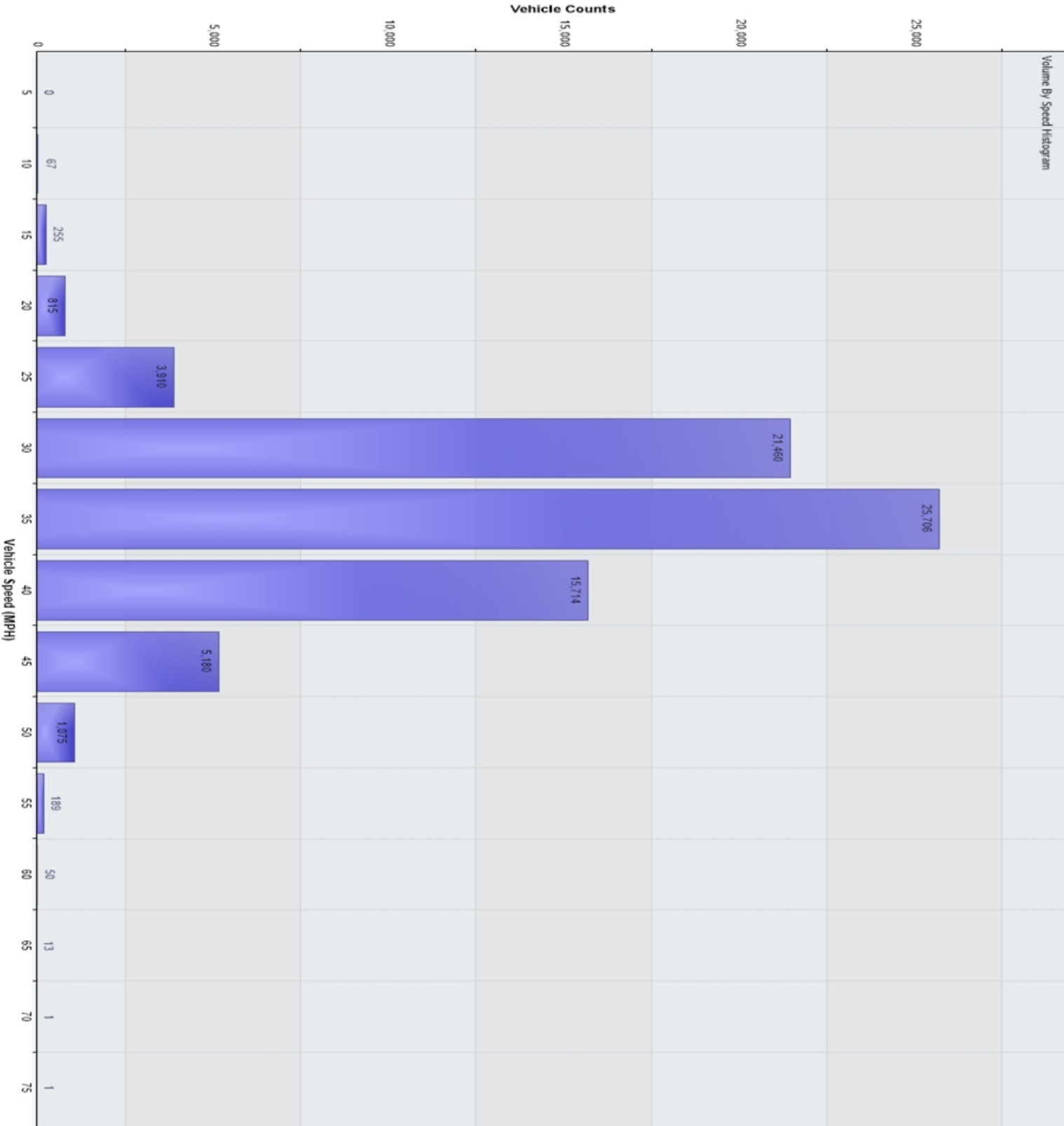
Knoll Lane TBL facing February 2022

Average Speed Chart

Average Vehicle Speed
Total Vehicles Displayed=74436
Vehicles Detected
(size of bubble = vehicle density)
18/01/2022 13:25:00 through 05/02/2022 09:25:00







Volume By Speed Histogram

Knoll Lane TBL Facing February 2022

85th Pct Speed=38.5 MPH

Vehicles in data=74436

18/01/2022 11:00:00 to 23/02/2022 11:59:59

