

For Project: Tithe Barn Lane (A28 facing) June 2022

Project Notes:

Location/Name: Incoming

Report Generated: 21/06/2022 11:28

Speed Intervals 5 MPH

Time Intervals Instant

Traffic Report From 22/04/2022 10:00:00 through 21/06/2022 11:59:59

85th Percentile Speed 38.9 MPH

85th Percentile Vehicles 48622

Max Speed 75 MPH on 03/05/2022 19:45:00

Total Vehicles 57202

AADT: 952

Volumes - weekly counts

Time	5 Day	7 Day
Average Daily	3152	2970
AM Peak 08:00	288	234
PM Peak 03:00	352	303

Speed

Speed Limit: 35

85th Percentile Speed: 38.9

50th Percentile Speed: 32.4

10 MPH Pace Interval: 30.0 MPH to 40.0 MPH

Average Speed: 32.15

	Monday	Tuesday	Wednesday	Thursday	Friday	Saturday	Sunday
Count over limit	2977	2537	2183	2198	3224	2968	2635
% over limit	32.5	31.6	30.1	30.9	30.6	35.4	39.3
Avg Speeder	39.4	39.4	39.2	39.3	39.4	39.5	39.7

Day/Time Ending	85th pctl (MPH)	85th pctl cnts	Total Cnts	Max Speed	Avg Speeder	% Speeders
22/04/2022 11:00:00 AM	39.3	152	179	55	39.6	36.3%
22/04/2022 12:00:00 PM	39.7	159	187	60	39.8	37.4%
22/04/2022 01:00:00 PM	40.0	163	192	55	40.3	34.9%
22/04/2022 02:00:00 PM	33.0	218	256	50	38.9	7.0%
22/04/2022 03:00:00 PM	34.4	236	278	55	39.4	12.6%
22/04/2022 04:00:00 PM	37.6	316	372	55	39.1	23.9%
22/04/2022 05:00:00 PM	38.6	267	314	45	38.9	30.9%
22/04/2022 06:00:00 PM	38.6	282	332	55	39.0	32.8%
22/04/2022 07:00:00 PM	39.8	203	239	60	40.0	39.7%
22/04/2022 08:00:00 PM	38.8	189	222	50	39.2	32.4%
22/04/2022 09:00:00 PM	38.6	89	105	50	39.0	32.4%
22/04/2022 10:00:00 PM	39.4	74	87	55	39.4	40.2%
22/04/2022 11:00:00 PM	39.1	79	93	50	39.9	29.0%
23/04/2022 12:00:00 AM	43.0	33	39	55	41.6	43.6%
23/04/2022 01:00:00 AM	38.9	23	27	55	39.8	40.7%
23/04/2022 02:00:00 AM	32.5	4	5	35	0.0	0.0%
23/04/2022 03:00:00 AM	37.5	6	7	40	37.5	28.6%
23/04/2022 04:00:00 AM	37.5	4	5	40	37.5	40.0%
23/04/2022 05:00:00 AM	36.7	10	12	40	37.5	25.0%
23/04/2022 06:00:00 AM	33.8	8	10	45	42.5	10.0%
23/04/2022 07:00:00 AM	39.0	22	26	45	38.3	46.2%
23/04/2022 08:00:00 AM	41.0	51	60	50	40.1	38.3%
23/04/2022 09:00:00 AM	39.2	116	137	55	39.2	38.7%
23/04/2022 10:00:00 AM	39.8	151	178	55	39.5	42.7%
23/04/2022 11:00:00 AM	38.7	202	238	55	39.2	32.4%
23/04/2022 12:00:00 PM	39.2	207	243	50	39.0	39.9%
23/04/2022 01:00:00 PM	39.1	196	231	50	39.1	37.2%
23/04/2022 02:00:00 PM	39.4	195	229	50	39.2	39.3%
23/04/2022 03:00:00 PM	39.2	200	235	55	39.2	38.3%
23/04/2022 04:00:00 PM	39.3	189	222	55	39.3	39.2%
23/04/2022 05:00:00 PM	39.3	170	200	55	39.7	34.0%
23/04/2022 06:00:00 PM	39.4	155	182	50	39.2	39.0%
23/04/2022 07:00:00 PM	39.3	174	205	60	39.8	37.6%
23/04/2022 08:00:00 PM	39.2	119	140	55	39.0	42.9%
23/04/2022 09:00:00 PM	38.4	106	125	55	39.6	28.8%
23/04/2022 10:00:00 PM	39.1	65	77	55	39.8	40.3%
23/04/2022 11:00:00 PM	41.2	51	60	55	40.9	36.7%
24/04/2022 12:00:00 AM	38.8	45	53	55	38.9	39.6%
24/04/2022 01:00:00 AM	42.5	20	24	50	40.4	58.3%
24/04/2022 02:00:00 AM	42.5	6	7	45	42.5	28.6%
24/04/2022 03:00:00 AM	47.5	7	8	50	44.2	37.5%
24/04/2022 04:00:00 AM	35.0	3	3	35	0.0	0.0%
24/04/2022 05:00:00 AM	43.3	4	5	45	41.3	80.0%
24/04/2022 06:00:00 AM	40.0	10	12	45	40.0	33.3%
24/04/2022 07:00:00 AM	38.8	17	20	50	38.6	45.0%
24/04/2022 08:00:00 AM	43.3	36	42	50	41.7	42.9%
24/04/2022 09:00:00 AM	41.1	45	53	50	39.4	54.7%
24/04/2022 10:00:00 AM	39.4	105	124	60	39.8	41.1%
24/04/2022 11:00:00 AM	40.0	126	148	55	39.4	49.3%

24/04/2022 12:00:00 PM	39.6	170	200	55	39.3	40.5%
24/04/2022 01:00:00 PM	39.6	183	215	50	39.4	40.9%
24/04/2022 02:00:00 PM	39.9	157	185	55	39.7	41.1%
24/04/2022 03:00:00 PM	38.0	180	212	55	38.9	27.8%
24/04/2022 04:00:00 PM	39.5	140	165	60	39.8	37.0%
24/04/2022 05:00:00 PM	39.8	150	176	60	39.9	40.9%
24/04/2022 06:00:00 PM	39.7	134	158	65	39.7	50.0%
24/04/2022 07:00:00 PM	40.5	140	165	50	39.9	41.2%
24/04/2022 08:00:00 PM	40.3	111	131	50	39.9	43.5%
24/04/2022 09:00:00 PM	39.2	71	83	50	38.9	38.6%
24/04/2022 10:00:00 PM	42.1	49	58	55	40.8	44.8%
24/04/2022 11:00:00 PM	39.5	46	54	60	40.6	33.3%
25/04/2022 12:00:00 AM	35.0	14	16	45	40.0	12.5%
25/04/2022 01:00:00 AM	45.0	8	9	50	45.0	22.2%
25/04/2022 02:00:00 AM	40.0	4	5	45	40.0	40.0%
25/04/2022 03:00:00 AM	42.5	4	5	45	40.0	80.0%
25/04/2022 04:00:00 AM	50.0	3	3	50	47.5	33.3%
25/04/2022 05:00:00 AM	42.5	7	8	45	40.8	37.5%
25/04/2022 06:00:00 AM	43.3	15	18	55	42.5	50.0%
25/04/2022 07:00:00 AM	39.4	49	58	50	39.4	41.4%
25/04/2022 08:00:00 AM	39.4	150	177	60	39.7	40.7%
25/04/2022 09:00:00 AM	37.5	277	326	50	38.9	24.5%
25/04/2022 10:00:00 AM	39.0	191	225	60	39.2	37.8%
25/04/2022 11:00:00 AM	37.6	145	171	50	38.4	27.5%
25/04/2022 12:00:00 PM	37.7	155	182	50	39.0	25.3%
25/04/2022 01:00:00 PM	37.7	173	204	50	38.6	27.0%
25/04/2022 02:00:00 PM	38.9	153	180	50	39.3	32.2%
25/04/2022 03:00:00 PM	39.1	218	256	60	39.9	30.5%
25/04/2022 04:00:00 PM	38.0	286	336	55	38.8	28.0%
25/04/2022 05:00:00 PM	38.4	268	315	60	39.1	30.5%
25/04/2022 06:00:00 PM	38.8	270	318	65	39.4	31.4%
25/04/2022 07:00:00 PM	39.4	191	225	60	39.5	39.6%
25/04/2022 08:00:00 PM	39.2	150	176	55	39.0	43.8%
25/04/2022 09:00:00 PM	38.5	116	137	60	39.4	32.1%
25/04/2022 10:00:00 PM	38.8	63	74	55	39.9	31.1%
25/04/2022 11:00:00 PM	41.7	41	48	60	40.2	54.2%
26/04/2022 12:00:00 AM	41.7	20	23	50	40.3	39.1%
26/04/2022 01:00:00 AM	42.5	15	18	45	41.8	38.9%
26/04/2022 02:00:00 AM	30.0	1	1	30	0.0	0.0%
26/04/2022 03:00:00 AM	40.0	3	3	40	37.5	33.3%
26/04/2022 04:00:00 AM	42.5	4	5	45	42.5	40.0%
26/04/2022 05:00:00 AM	30.0	3	4	45	42.5	25.0%
26/04/2022 06:00:00 AM	43.8	19	22	50	41.9	40.9%
26/04/2022 07:00:00 AM	40.0	48	57	50	39.2	50.9%
26/04/2022 08:00:00 AM	39.6	156	184	55	40.0	34.2%
26/04/2022 09:00:00 AM	37.6	269	317	50	38.9	25.2%
26/04/2022 10:00:00 AM	38.7	201	237	50	39.2	30.8%
26/04/2022 11:00:00 AM	38.2	144	170	55	39.0	30.6%
26/04/2022 12:00:00 PM	38.9	175	206	55	39.2	34.0%
26/04/2022 01:00:00 PM	37.5	172	202	55	39.1	23.3%

26/04/2022 02:00:00 PM	39.9	163	192	55	39.6	42.7%
26/04/2022 03:00:00 PM	38.4	217	255	60	39.1	31.8%
26/04/2022 04:00:00 PM	38.4	269	317	50	39.1	30.0%
26/04/2022 05:00:00 PM	39.1	275	324	50	39.2	37.0%
26/04/2022 06:00:00 PM	38.3	324	381	50	38.8	32.0%
26/04/2022 07:00:00 PM	39.4	266	313	50	39.4	35.5%
26/04/2022 08:00:00 PM	39.7	153	180	50	39.4	42.2%
26/04/2022 09:00:00 PM	40.4	104	122	55	40.5	36.1%
26/04/2022 10:00:00 PM	40.5	73	86	50	40.2	37.2%
26/04/2022 11:00:00 PM	40.0	52	61	60	40.3	41.0%
27/04/2022 12:00:00 AM	42.5	23	27	45	40.6	48.1%
27/04/2022 01:00:00 AM	35.0	8	10	40	37.5	20.0%
27/04/2022 02:00:00 AM	42.5	8	10	45	39.7	90.0%
27/04/2022 03:00:00 AM	40.0	3	3	40	37.5	33.3%
27/04/2022 04:00:00 AM	40.0	3	4	45	39.2	75.0%
27/04/2022 05:00:00 AM	37.5	5	6	40	37.5	33.3%
27/04/2022 06:00:00 AM	40.0	13	15	50	39.2	60.0%
27/04/2022 07:00:00 AM	42.0	40	47	50	40.5	42.6%
27/04/2022 08:00:00 AM	38.9	174	205	55	39.5	33.2%
27/04/2022 09:00:00 AM	37.5	236	278	45	38.6	25.2%
27/04/2022 10:00:00 AM	38.7	204	240	60	39.7	28.8%
27/04/2022 11:00:00 AM	37.9	150	176	45	38.3	29.0%
27/04/2022 12:00:00 PM	35.7	171	201	55	38.5	16.9%
27/04/2022 01:00:00 PM	39.6	145	171	50	39.4	39.2%
27/04/2022 02:00:00 PM	38.1	184	216	50	38.8	27.8%
27/04/2022 03:00:00 PM	37.6	214	252	45	38.1	28.2%
27/04/2022 04:00:00 PM	37.9	324	381	50	39.2	26.2%
27/04/2022 05:00:00 PM	38.4	276	325	50	39.4	28.9%
27/04/2022 06:00:00 PM	38.7	286	337	60	38.9	33.8%
27/04/2022 07:00:00 PM	40.0	189	222	55	39.6	41.0%
27/04/2022 08:00:00 PM	40.0	139	163	60	40.4	38.7%
27/04/2022 09:00:00 PM	38.0	114	134	50	39.6	24.6%
27/04/2022 10:00:00 PM	38.8	87	102	55	39.3	33.3%
27/04/2022 11:00:00 PM	40.8	44	52	50	40.5	38.5%
28/04/2022 12:00:00 AM	40.0	18	21	50	40.0	38.1%
28/04/2022 01:00:00 AM	40.0	8	9	45	39.2	33.3%
28/04/2022 02:00:00 AM	40.0	6	7	50	42.5	28.6%
28/04/2022 03:00:00 AM	40.0	3	4	45	40.0	50.0%
28/04/2022 04:00:00 AM	35.0	2	2	35	0.0	0.0%
28/04/2022 05:00:00 AM	43.3	4	5	45	41.3	80.0%
28/04/2022 06:00:00 AM	42.5	14	16	50	40.4	43.8%
28/04/2022 07:00:00 AM	41.1	53	62	50	40.1	40.3%
28/04/2022 08:00:00 AM	38.8	168	198	55	39.2	33.3%
28/04/2022 09:00:00 AM	37.5	230	271	50	38.8	24.7%
28/04/2022 10:00:00 AM	38.1	198	233	50	39.0	27.9%
28/04/2022 11:00:00 AM	38.0	136	160	50	39.3	26.3%
28/04/2022 12:00:00 PM	37.9	163	192	70	39.9	24.5%
28/04/2022 01:00:00 PM	39.0	150	176	50	38.9	36.9%
28/04/2022 02:00:00 PM	38.7	157	185	55	39.4	31.9%
28/04/2022 03:00:00 PM	37.8	204	240	50	38.8	26.3%

28/04/2022 04:00:00 PM	37.2	279	328	50	38.6	22.6%
28/04/2022 05:00:00 PM	38.6	270	318	65	39.9	31.1%
28/04/2022 06:00:00 PM	38.9	264	311	50	39.1	34.7%
28/04/2022 07:00:00 PM	41.3	208	245	55	40.5	40.4%
28/04/2022 08:00:00 PM	41.6	156	183	55	40.6	39.3%
28/04/2022 09:00:00 PM	38.8	110	129	50	39.3	31.8%
28/04/2022 10:00:00 PM	40.0	67	79	50	39.8	41.8%
28/04/2022 11:00:00 PM	40.0	54	64	50	39.4	45.3%
29/04/2022 12:00:00 AM	45.0	18	21	55	47.5	23.8%
29/04/2022 01:00:00 AM	45.0	8	9	55	42.5	44.4%
29/04/2022 02:00:00 AM	42.5	5	6	45	42.5	33.3%
29/04/2022 03:00:00 AM	38.8	7	8	40	37.5	50.0%
29/04/2022 04:00:00 AM	0.0	0	0	0	0.0	0.0%
29/04/2022 05:00:00 AM	35.0	6	7	40	37.5	14.3%
29/04/2022 06:00:00 AM	45.0	8	9	55	42.5	55.6%
29/04/2022 07:00:00 AM	39.2	46	54	50	39.7	33.3%
29/04/2022 08:00:00 AM	38.2	161	189	50	39.3	25.9%
29/04/2022 09:00:00 AM	37.9	251	295	50	39.2	25.1%
29/04/2022 10:00:00 AM	38.7	205	241	55	38.7	37.8%
29/04/2022 11:00:00 AM	39.1	144	169	50	39.3	35.5%
29/04/2022 12:00:00 PM	38.5	188	221	50	38.9	31.7%
29/04/2022 01:00:00 PM	38.6	180	212	50	38.9	32.5%
29/04/2022 02:00:00 PM	37.7	198	233	50	39.0	25.3%
29/04/2022 03:00:00 PM	38.7	184	217	60	39.7	33.2%
29/04/2022 04:00:00 PM	36.5	403	474	50	39.0	19.2%
29/04/2022 05:00:00 PM	38.8	289	340	50	39.0	34.1%
29/04/2022 06:00:00 PM	38.8	312	367	60	39.2	32.4%
29/04/2022 07:00:00 PM	39.1	207	244	50	39.4	36.9%
29/04/2022 08:00:00 PM	39.5	168	198	60	39.8	39.4%
29/04/2022 09:00:00 PM	39.1	106	125	55	39.5	37.6%
29/04/2022 10:00:00 PM	39.5	87	102	55	40.1	33.3%
29/04/2022 11:00:00 PM	41.4	68	80	50	40.3	40.0%
30/04/2022 12:00:00 AM	41.9	37	43	55	40.3	46.5%
30/04/2022 01:00:00 AM	39.3	15	18	45	38.6	50.0%
30/04/2022 02:00:00 AM	37.5	6	7	40	37.5	28.6%
30/04/2022 03:00:00 AM	35.0	3	3	35	0.0	0.0%
30/04/2022 04:00:00 AM	47.5	4	5	50	44.2	60.0%
30/04/2022 05:00:00 AM	35.0	7	8	45	42.5	12.5%
30/04/2022 06:00:00 AM	42.5	7	8	45	40.0	50.0%
30/04/2022 07:00:00 AM	38.5	21	25	45	38.0	44.0%
30/04/2022 08:00:00 AM	39.4	61	72	45	39.3	34.7%
30/04/2022 09:00:00 AM	38.8	122	143	55	40.3	28.7%
30/04/2022 10:00:00 AM	38.3	150	176	55	39.3	30.7%
30/04/2022 11:00:00 AM	39.6	180	212	65	40.0	38.2%
30/04/2022 12:00:00 PM	39.3	186	219	60	39.6	39.3%
30/04/2022 01:00:00 PM	39.0	190	223	55	39.6	32.7%
30/04/2022 02:00:00 PM	40.2	178	210	55	40.1	41.4%
30/04/2022 03:00:00 PM	38.1	186	219	50	38.3	32.9%
30/04/2022 04:00:00 PM	39.1	160	188	55	39.3	37.2%
30/04/2022 05:00:00 PM	38.7	169	199	50	38.5	37.2%

30/04/2022 06:00:00 PM	40.4	165	194	60	39.8	42.8%
30/04/2022 07:00:00 PM	39.7	151	178	65	40.4	34.3%
30/04/2022 08:00:00 PM	40.0	119	140	60	40.9	37.1%
30/04/2022 09:00:00 PM	40.4	82	97	50	40.0	37.1%
30/04/2022 10:00:00 PM	39.7	69	81	50	39.7	37.0%
30/04/2022 11:00:00 PM	40.7	48	57	55	40.7	38.6%
01/05/2022 12:00:00 AM	39.6	31	36	55	39.4	50.0%
01/05/2022 01:00:00 AM	38.0	13	15	40	37.5	33.3%
01/05/2022 02:00:00 AM	45.0	5	6	50	45.0	33.3%
01/05/2022 03:00:00 AM	52.5	5	6	55	50.8	50.0%
01/05/2022 04:00:00 AM	45.0	2	2	45	42.5	50.0%
01/05/2022 05:00:00 AM	30.0	4	5	40	37.5	20.0%
01/05/2022 06:00:00 AM	45.0	8	9	50	41.5	55.6%
01/05/2022 07:00:00 AM	42.5	15	18	50	40.8	50.0%
01/05/2022 08:00:00 AM	43.6	29	34	55	41.9	50.0%
01/05/2022 09:00:00 AM	40.0	59	69	55	40.5	39.1%
01/05/2022 10:00:00 AM	40.9	101	119	50	39.9	45.4%
01/05/2022 11:00:00 AM	39.0	121	142	55	39.3	36.6%
01/05/2022 12:00:00 PM	38.9	159	187	50	39.4	32.6%
01/05/2022 01:00:00 PM	39.1	161	189	50	38.9	39.2%
01/05/2022 02:00:00 PM	39.0	154	181	50	38.9	36.5%
01/05/2022 03:00:00 PM	39.5	146	172	50	39.2	43.6%
01/05/2022 04:00:00 PM	39.1	151	178	50	39.0	38.2%
01/05/2022 05:00:00 PM	40.8	141	166	55	40.1	43.4%
01/05/2022 06:00:00 PM	40.8	132	155	55	40.0	41.9%
01/05/2022 07:00:00 PM	39.8	126	148	60	39.7	41.9%
01/05/2022 08:00:00 PM	39.9	99	117	60	39.8	44.4%
01/05/2022 09:00:00 PM	39.6	68	80	50	40.4	30.0%
01/05/2022 10:00:00 PM	39.1	71	83	55	39.5	36.1%
01/05/2022 11:00:00 PM	38.6	46	54	55	40.0	29.6%
02/05/2022 12:00:00 AM	37.5	26	31	50	39.4	25.8%
02/05/2022 01:00:00 AM	42.5	10	12	60	43.5	41.7%
02/05/2022 02:00:00 AM	40.0	8	10	50	40.0	60.0%
02/05/2022 03:00:00 AM	37.5	3	4	40	37.5	50.0%
02/05/2022 04:00:00 AM	35.0	3	3	35	0.0	0.0%
02/05/2022 05:00:00 AM	42.5	4	5	45	40.0	80.0%
02/05/2022 06:00:00 AM	37.5	6	7	40	37.5	28.6%
02/05/2022 07:00:00 AM	41.0	26	30	45	39.4	43.3%
02/05/2022 08:00:00 AM	43.0	50	59	60	41.2	50.8%
02/05/2022 09:00:00 AM	41.0	57	67	60	40.7	37.3%
02/05/2022 10:00:00 AM	40.3	102	120	50	39.6	40.0%
02/05/2022 11:00:00 AM	38.6	144	170	50	39.0	31.8%
02/05/2022 12:00:00 PM	39.1	141	166	55	40.1	28.9%
02/05/2022 01:00:00 PM	39.1	178	209	50	39.2	37.3%
02/05/2022 02:00:00 PM	38.5	158	186	45	38.6	32.8%
02/05/2022 03:00:00 PM	39.0	167	196	60	39.1	34.2%
02/05/2022 04:00:00 PM	40.8	150	176	50	39.8	42.0%
02/05/2022 05:00:00 PM	38.9	147	173	55	39.4	34.7%
02/05/2022 06:00:00 PM	39.9	162	190	50	39.4	38.9%
02/05/2022 07:00:00 PM	39.7	121	142	55	39.9	40.1%

02/05/2022 08:00:00 PM	39.9	120	141	65	40.5	40.4%
02/05/2022 09:00:00 PM	39.4	81	95	50	39.5	36.8%
02/05/2022 10:00:00 PM	41.1	57	67	50	40.8	34.3%
02/05/2022 11:00:00 PM	39.0	29	34	60	41.0	38.2%
03/05/2022 12:00:00 AM	43.8	16	19	50	41.5	52.6%
03/05/2022 01:00:00 AM	42.5	10	12	50	40.8	50.0%
03/05/2022 02:00:00 AM	40.0	3	3	40	37.5	66.7%
03/05/2022 03:00:00 AM	35.0	2	2	35	0.0	0.0%
03/05/2022 04:00:00 AM	30.0	1	1	30	0.0	0.0%
03/05/2022 05:00:00 AM	40.0	5	6	45	40.0	33.3%
03/05/2022 06:00:00 AM	42.5	20	23	60	40.8	52.2%
03/05/2022 07:00:00 AM	41.5	50	59	50	39.8	50.8%
03/05/2022 08:00:00 AM	39.8	167	197	55	39.8	37.1%
03/05/2022 09:00:00 AM	37.3	270	318	50	39.3	21.4%
03/05/2022 10:00:00 AM	38.4	181	213	55	39.1	30.5%
03/05/2022 11:00:00 AM	37.9	149	175	50	38.6	29.1%
03/05/2022 12:00:00 PM	37.9	164	193	55	39.2	26.4%
03/05/2022 01:00:00 PM	38.1	158	186	50	39.0	28.0%
03/05/2022 02:00:00 PM	38.4	177	208	50	38.5	33.7%
03/05/2022 03:00:00 PM	38.9	216	254	55	39.3	33.9%
03/05/2022 04:00:00 PM	36.6	278	327	50	39.1	19.6%
03/05/2022 05:00:00 PM	37.9	282	332	55	39.0	25.9%
03/05/2022 06:00:00 PM	38.7	295	347	50	39.3	30.3%
03/05/2022 07:00:00 PM	39.6	194	228	50	39.8	35.5%
03/05/2022 08:00:00 PM	39.7	144	170	75	40.2	45.3%
03/05/2022 09:00:00 PM	41.7	104	122	70	41.0	39.3%
03/05/2022 10:00:00 PM	42.2	50	59	60	42.8	32.2%
03/05/2022 11:00:00 PM	41.7	48	56	55	40.8	42.9%
04/05/2022 12:00:00 AM	43.8	14	17	50	41.9	52.9%
04/05/2022 01:00:00 AM	41.2	18	21	45	40.4	33.3%
04/05/2022 02:00:00 AM	40.0	3	3	40	37.5	66.7%
04/05/2022 03:00:00 AM	35.0	3	3	35	0.0	0.0%
04/05/2022 04:00:00 AM	50.0	2	2	50	47.5	50.0%
04/05/2022 05:00:00 AM	45.0	5	6	55	44.2	50.0%
04/05/2022 06:00:00 AM	42.0	20	23	45	39.8	47.8%
04/05/2022 07:00:00 AM	42.1	49	58	50	40.4	48.3%
04/05/2022 08:00:00 AM	38.8	150	177	50	39.3	32.2%
04/05/2022 09:00:00 AM	37.1	276	325	50	38.7	22.5%
04/05/2022 10:00:00 AM	38.7	216	254	50	38.9	34.3%
04/05/2022 11:00:00 AM	39.4	139	164	50	39.8	33.5%
04/05/2022 12:00:00 PM	38.9	169	199	50	38.9	34.7%
04/05/2022 01:00:00 PM	38.6	148	174	55	39.0	32.8%
04/05/2022 02:00:00 PM	37.8	173	204	50	38.6	27.5%
04/05/2022 03:00:00 PM	36.7	222	261	50	38.5	20.7%
04/05/2022 04:00:00 PM	37.2	349	411	50	38.8	22.9%
04/05/2022 05:00:00 PM	37.5	269	316	55	38.6	25.0%
04/05/2022 06:00:00 PM	38.5	308	362	60	39.0	31.5%
04/05/2022 07:00:00 PM	39.0	212	249	55	39.4	33.3%
04/05/2022 08:00:00 PM	39.1	149	175	50	39.3	37.1%
04/05/2022 09:00:00 PM	39.1	116	136	60	40.0	30.9%

04/05/2022 10:00:00 PM	38.5	76	90	50	39.1	31.1%
04/05/2022 11:00:00 PM	37.7	44	52	45	38.2	28.8%
05/05/2022 12:00:00 AM	43.3	24	28	65	44.0	35.7%
05/05/2022 01:00:00 AM	41.7	9	11	45	40.5	45.5%
05/05/2022 02:00:00 AM	37.5	4	5	40	37.5	40.0%
05/05/2022 03:00:00 AM	42.5	3	4	45	42.5	50.0%
05/05/2022 04:00:00 AM	35.0	4	5	40	37.5	20.0%
05/05/2022 05:00:00 AM	45.0	8	10	55	43.3	60.0%
05/05/2022 06:00:00 AM	50.0	13	15	60	43.1	53.3%
05/05/2022 07:00:00 AM	39.4	47	55	45	38.8	43.6%
05/05/2022 08:00:00 AM	39.1	162	191	50	39.4	34.6%
05/05/2022 09:00:00 AM	37.3	280	330	50	39.0	22.7%
05/05/2022 10:00:00 AM	38.5	224	263	50	39.3	29.3%
05/05/2022 11:00:00 AM	38.6	146	172	50	38.8	35.5%
05/05/2022 12:00:00 PM	39.3	163	192	50	39.4	34.4%
05/05/2022 01:00:00 PM	38.5	167	197	50	38.6	34.5%
05/05/2022 02:00:00 PM	38.8	147	173	50	39.1	34.7%
05/05/2022 03:00:00 PM	38.0	223	262	50	38.7	27.9%
05/05/2022 04:00:00 PM	37.1	326	384	50	38.6	22.7%
05/05/2022 05:00:00 PM	37.6	282	332	50	38.5	26.2%
05/05/2022 06:00:00 PM	38.3	296	348	50	38.9	29.3%
05/05/2022 07:00:00 PM	38.5	214	252	50	39.3	29.0%
05/05/2022 08:00:00 PM	39.8	150	176	60	39.9	40.3%
05/05/2022 09:00:00 PM	38.6	113	133	60	39.7	30.8%
05/05/2022 10:00:00 PM	39.2	56	66	50	39.4	40.9%
05/05/2022 11:00:00 PM	42.0	48	57	55	41.1	43.9%
06/05/2022 12:00:00 AM	40.0	28	33	60	41.4	42.4%
06/05/2022 01:00:00 AM	45.0	12	14	60	43.3	42.9%
06/05/2022 02:00:00 AM	40.0	3	4	45	40.0	50.0%
06/05/2022 03:00:00 AM	35.0	4	5	45	42.5	20.0%
06/05/2022 04:00:00 AM	20.0	3	3	20	0.0	0.0%
06/05/2022 05:00:00 AM	35.0	8	10	50	45.0	20.0%
06/05/2022 06:00:00 AM	42.5	18	21	50	41.8	33.3%
06/05/2022 07:00:00 AM	41.8	48	57	50	40.4	45.6%
06/05/2022 08:00:00 AM	39.1	151	178	50	39.1	37.6%
06/05/2022 09:00:00 AM	37.3	244	287	50	39.4	21.6%
06/05/2022 10:00:00 AM	39.0	220	259	50	39.0	35.1%
06/05/2022 11:00:00 AM	38.9	143	168	50	38.8	36.9%
06/05/2022 12:00:00 PM	38.8	196	230	55	39.7	29.1%
06/05/2022 01:00:00 PM	39.7	173	203	55	39.9	36.0%
06/05/2022 02:00:00 PM	38.3	198	233	45	38.5	31.3%
06/05/2022 03:00:00 PM	39.1	217	255	65	39.1	37.3%
06/05/2022 04:00:00 PM	37.2	333	392	55	38.9	22.4%
06/05/2022 05:00:00 PM	38.3	311	366	50	39.4	27.6%
06/05/2022 06:00:00 PM	39.2	306	360	55	39.5	33.9%
06/05/2022 07:00:00 PM	38.8	214	252	55	40.0	27.4%
06/05/2022 08:00:00 PM	40.2	149	175	60	40.6	36.0%
06/05/2022 09:00:00 PM	39.2	113	133	55	40.1	30.8%
06/05/2022 10:00:00 PM	41.9	71	83	60	41.7	36.1%
06/05/2022 11:00:00 PM	39.2	71	84	50	40.0	33.3%

07/05/2022 12:00:00 AM	39.4	31	36	45	39.2	33.3%
07/05/2022 01:00:00 AM	38.3	18	21	55	41.5	23.8%
07/05/2022 02:00:00 AM	40.0	10	12	55	41.5	41.7%
07/05/2022 03:00:00 AM	40.0	4	5	45	40.0	40.0%
07/05/2022 04:00:00 AM	40.0	3	3	40	37.5	33.3%
07/05/2022 05:00:00 AM	40.0	6	7	45	40.0	28.6%
07/05/2022 06:00:00 AM	43.3	12	14	50	42.5	35.7%
07/05/2022 07:00:00 AM	40.0	22	26	55	39.8	50.0%
07/05/2022 08:00:00 AM	40.8	63	74	50	40.3	33.8%
07/05/2022 09:00:00 AM	39.0	101	119	50	39.9	28.6%
07/05/2022 10:00:00 AM	38.5	159	187	55	39.0	32.1%
07/05/2022 11:00:00 AM	38.0	200	235	55	39.3	26.0%
07/05/2022 12:00:00 PM	37.8	176	207	60	39.1	26.1%
07/05/2022 01:00:00 PM	38.6	197	232	60	39.6	31.5%
07/05/2022 02:00:00 PM	38.9	200	235	50	38.9	36.6%
07/05/2022 03:00:00 PM	38.0	178	210	55	39.4	27.6%
07/05/2022 04:00:00 PM	39.4	155	182	65	39.9	35.7%
07/05/2022 05:00:00 PM	38.5	164	193	50	38.9	31.6%
07/05/2022 06:00:00 PM	38.6	152	179	50	39.1	32.4%
07/05/2022 07:00:00 PM	39.1	139	163	55	40.0	32.5%
07/05/2022 08:00:00 PM	39.1	121	142	55	39.6	34.5%
07/05/2022 09:00:00 PM	39.0	94	110	50	39.4	32.7%
07/05/2022 10:00:00 PM	40.6	74	87	60	40.6	40.2%
07/05/2022 11:00:00 PM	38.6	76	89	45	38.8	31.5%
08/05/2022 12:00:00 AM	37.1	28	33	45	38.1	24.2%
08/05/2022 01:00:00 AM	38.3	25	29	55	41.7	20.7%
08/05/2022 02:00:00 AM	43.3	23	27	55	43.0	40.7%
08/05/2022 03:00:00 AM	38.3	5	6	40	37.5	50.0%
08/05/2022 04:00:00 AM	40.0	5	6	45	40.0	33.3%
08/05/2022 05:00:00 AM	43.8	6	7	45	42.5	57.1%
08/05/2022 06:00:00 AM	38.3	12	14	45	38.8	28.6%
08/05/2022 07:00:00 AM	42.5	14	16	45	40.0	50.0%
08/05/2022 08:00:00 AM	42.3	37	43	45	39.5	62.8%
08/05/2022 09:00:00 AM	39.1	57	67	55	39.9	34.3%
08/05/2022 10:00:00 AM	41.7	107	126	55	40.6	42.9%
08/05/2022 11:00:00 AM	39.6	145	171	55	39.7	39.2%
08/05/2022 12:00:00 PM	38.3	157	185	50	38.8	31.4%
08/05/2022 01:00:00 PM	40.2	190	223	55	40.1	37.7%
08/05/2022 02:00:00 PM	40.0	163	192	55	40.0	36.5%
08/05/2022 03:00:00 PM	38.8	141	166	60	39.1	36.7%
08/05/2022 04:00:00 PM	39.5	142	167	55	39.8	37.7%
08/05/2022 05:00:00 PM	39.0	135	159	50	39.0	37.7%
08/05/2022 06:00:00 PM	40.7	137	161	50	40.1	39.1%
08/05/2022 07:00:00 PM	39.8	128	151	50	39.8	33.8%
08/05/2022 08:00:00 PM	41.2	105	123	60	40.2	45.5%
08/05/2022 09:00:00 PM	39.6	86	101	65	40.5	37.6%
08/05/2022 10:00:00 PM	38.9	54	63	60	40.0	31.7%
08/05/2022 11:00:00 PM	40.0	37	43	60	40.8	41.9%
09/05/2022 12:00:00 AM	42.5	19	22	65	42.5	40.9%
09/05/2022 01:00:00 AM	35.0	3	4	45	42.5	25.0%

09/05/2022 02:00:00 AM	45.0	2	2	45	40.0	100.0%
09/05/2022 03:00:00 AM	40.0	3	4	45	39.2	75.0%
09/05/2022 04:00:00 AM	35.0	3	4	45	42.5	25.0%
09/05/2022 05:00:00 AM	35.0	4	5	40	37.5	20.0%
09/05/2022 06:00:00 AM	42.5	12	14	50	39.7	64.3%
09/05/2022 07:00:00 AM	41.1	54	63	55	40.2	41.3%
09/05/2022 08:00:00 AM	38.8	150	176	50	39.0	34.7%
09/05/2022 09:00:00 AM	36.8	266	313	50	39.3	19.8%
09/05/2022 10:00:00 AM	38.8	189	222	55	38.9	36.5%
09/05/2022 11:00:00 AM	39.5	149	175	50	39.5	34.3%
09/05/2022 12:00:00 PM	38.7	175	206	50	39.0	32.0%
09/05/2022 01:00:00 PM	38.0	154	181	50	38.8	27.6%
09/05/2022 02:00:00 PM	38.6	167	196	60	39.6	28.6%
09/05/2022 03:00:00 PM	37.9	225	265	50	39.4	24.5%
09/05/2022 04:00:00 PM	35.9	264	310	50	38.7	17.1%
09/05/2022 05:00:00 PM	38.5	264	311	50	38.8	33.4%
09/05/2022 06:00:00 PM	38.8	239	281	55	39.4	32.0%
09/05/2022 07:00:00 PM	38.5	206	242	55	39.7	29.8%
09/05/2022 08:00:00 PM	38.7	133	157	60	39.3	33.1%
09/05/2022 09:00:00 PM	38.8	102	120	45	38.9	32.5%
09/05/2022 10:00:00 PM	40.0	68	80	50	40.6	36.3%
09/05/2022 11:00:00 PM	38.1	48	56	55	41.0	23.2%
10/05/2022 12:00:00 AM	39.4	22	26	50	39.8	42.3%
10/05/2022 01:00:00 AM	40.0	7	8	45	40.0	25.0%
10/05/2022 02:00:00 AM	35.0	4	5	40	37.5	20.0%
10/05/2022 03:00:00 AM	38.3	5	6	40	37.5	50.0%
10/05/2022 04:00:00 AM	42.5	4	5	45	42.5	40.0%
10/05/2022 05:00:00 AM	40.0	1	1	40	37.5	100.0%
10/05/2022 06:00:00 AM	40.0	13	15	50	40.5	33.3%
10/05/2022 07:00:00 AM	40.8	53	62	60	40.7	40.3%
10/05/2022 08:00:00 AM	38.5	169	199	50	39.8	27.1%
10/05/2022 09:00:00 AM	36.6	264	311	50	38.7	20.3%
10/05/2022 10:00:00 AM	38.2	186	219	50	38.7	29.7%
10/05/2022 11:00:00 AM	**No Data**					
10/05/2022 12:00:00 PM	**No Data**					
					
21/06/2022 12:00:00 PM	0.0	0	0	0	0.0	0.0%

Day/Time Ending	85th pctl (MPH)	85th pctl cnts	Total Cnts	Max Speed	Avg Speeder	% Speeders
23/04/2022 12:00:00 AM	38.5	2461	2895	60	39.4	28.7%
24/04/2022 12:00:00 AM	39.2	2471	2907	60	39.3	37.7%
25/04/2022 12:00:00 AM	39.8	1924	2264	65	39.7	40.9%
26/04/2022 12:00:00 AM	38.7	2957	3479	65	39.3	32.3%
27/04/2022 12:00:00 AM	39.0	3131	3684	60	39.4	33.5%
28/04/2022 12:00:00 AM	38.5	3035	3571	60	39.2	30.6%
29/04/2022 12:00:00 AM	38.8	2922	3438	70	39.5	31.3%
30/04/2022 12:00:00 AM	38.6	3267	3843	60	39.3	31.4%
01/05/2022 12:00:00 AM	39.3	2310	2718	65	39.6	36.6%
02/05/2022 12:00:00 AM	39.6	1841	2166	60	39.6	39.2%
03/05/2022 12:00:00 AM	39.5	1939	2281	65	39.7	37.1%
04/05/2022 12:00:00 AM	38.7	2982	3508	75	39.5	30.8%
05/05/2022 12:00:00 AM	38.3	3139	3693	65	39.1	29.5%
06/05/2022 12:00:00 AM	38.5	3116	3666	60	39.2	30.6%
07/05/2022 12:00:00 AM	38.8	3237	3808	65	39.5	31.2%
08/05/2022 12:00:00 AM	38.7	2350	2765	65	39.4	31.7%
09/05/2022 12:00:00 AM	39.7	1928	2268	65	39.9	37.9%
10/05/2022 12:00:00 AM	38.5	2901	3413	60	39.3	29.5%
11/05/2022 12:00:00 AM	38.1	706	831	60	39.3	26.6%
12/05/2022 12:00:00 AM	**No Data**					
13/05/2022 12:00:00 AM	**No Data**					
14/05/2022 12:00:00 AM						
					
15/05/2022 12:00:00 AM						
16/05/2022 12:00:00 AM						
17/05/2022 12:00:00 AM						
18/05/2022 12:00:00 AM						
19/05/2022 12:00:00 AM						
20/05/2022 12:00:00 AM						
21/05/2022 12:00:00 AM						
22/05/2022 12:00:00 AM						
23/05/2022 12:00:00 AM						
24/05/2022 12:00:00 AM						
25/05/2022 12:00:00 AM						
26/05/2022 12:00:00 AM						
27/05/2022 12:00:00 AM						
28/05/2022 12:00:00 AM						
29/05/2022 12:00:00 AM						
30/05/2022 12:00:00 AM						
31/05/2022 12:00:00 AM						
01/06/2022 12:00:00 AM						
02/06/2022 12:00:00 AM						
03/06/2022 12:00:00 AM						
04/06/2022 12:00:00 AM						
05/06/2022 12:00:00 AM						
06/06/2022 12:00:00 AM						
07/06/2022 12:00:00 AM						
08/06/2022 12:00:00 AM						
09/06/2022 12:00:00 AM						

10/06/2022 12:00:00 AM
11/06/2022 12:00:00 AM
12/06/2022 12:00:00 AM
13/06/2022 12:00:00 AM
14/06/2022 12:00:00 AM
15/06/2022 12:00:00 AM
16/06/2022 12:00:00 AM
17/06/2022 12:00:00 AM
18/06/2022 12:00:00 AM
19/06/2022 12:00:00 AM
20/06/2022 12:00:00 AM
21/06/2022 12:00:00 AM
21/06/2022 11:59:59 AM

0.0

0

0

0

0.0

0.0%

Incoming Weekly Counts
Tithe Barn Lane (A28 facing) June 2022

from Fri-Apr-22-2022-10-00-AM to Tue-Jun-21-2022-11-59-AM

	18/04/2022	to	24/04/2022							
	Monday	Tuesday	Wednesday	Thursday	Friday	Saturday	Sunday	Week	Weekend	Week Day 85%
Hour	18/04/2022	19/04/2022	20/04/2022	21/04/2022	22/04/2022	23/04/2022	24/04/2022	Day Avg	Avg	Avg Speed
0 - 1	*	*	*	*	*	27	24	0	25.5	0
1 - 2	*	*	*	*	*	5	7	0	6	0
2 - 3	*	*	*	*	*	7	8	0	7.5	0
3 - 4	*	*	*	*	*	5	3	0	4	0
4 - 5	*	*	*	*	*	12	5	0	8.5	0
5 - 6	*	*	*	*	*	10	12	0	11	0
6 - 7	*	*	*	*	*	26	20	0	23	0
7 - 8	*	*	*	*	*	60	42	0	51	0
8 - 9	*	*	*	*	*	137	53	0	95	0
9 - 10	*	*	*	*	4	178	124	4	151	35
10 - 11	*	*	*	*	179	238	148	179	193	39.3
11 - 12	*	*	*	*	187	243	200	187	221.5	39.7
12 - 13	*	*	*	*	192	231	215	192	223	40
13 - 14	*	*	*	*	256	229	185	256	207	33
14 - 15	*	*	*	*	278	235	212	278	223.5	34.4
15 - 16	*	*	*	*	372	222	165	372	193.5	37.6
16 - 17	*	*	*	*	314	200	176	314	188	38.6
17 - 18	*	*	*	*	332	182	158	332	170	38.6
18 - 19	*	*	*	*	239	205	165	239	185	39.8
19 - 20	*	*	*	*	222	140	131	222	135.5	38.8
20 - 21	*	*	*	*	105	125	83	105	104	38.6
21 - 22	*	*	*	*	87	77	58	87	67.5	39.4
22 - 23	*	*	*	*	93	60	54	93	57	39.1
23 - 24	*	*	*	*	39	53	16	39	34.5	43
Totals	0	0	0	0	2899	2907	2264			
% of Total	0%	0%	0%	0%	35.92%	36.02%	28.05%			

Incoming Weekly Counts
Tithe Barn Lane (A28 facing) June 2022

from Fri-Apr-22-2022-10-00-AM to Tue-Jun-21-2022-11-59-AM

	25/04/2022	to	01/05/2022							
	Monday	Tuesday	Wednesday	Thursday	Friday	Saturday	Sunday	Week	Weekend	Week Day 85%
Hour	25/04/2022	26/04/2022	27/04/2022	28/04/2022	29/04/2022	30/04/2022	01/05/2022	Day Avg	Avg	Avg Speed
0 - 1	9	18	10	9	9	18	15	11	16.5	41.5
1 - 2	5	1	10	7	6	7	6	5.8	6.5	39
2 - 3	5	3	3	4	8	3	6	4.6	4.5	40.26
3 - 4	3	5	4	2	0	5	2	2.8	3.5	41.88
4 - 5	8	4	6	5	7	8	5	6	6.5	37.66
5 - 6	18	22	15	16	9	8	9	16	8.5	42.92
6 - 7	58	57	47	62	54	25	18	55.6	21.5	40.34
7 - 8	177	184	205	198	189	72	34	190.6	53	38.98
8 - 9	326	317	278	271	295	143	69	297.4	106	37.6
9 - 10	225	237	240	233	241	176	119	235.2	147.5	38.64
10 - 11	171	170	176	160	169	212	142	169.2	177	38.16
11 - 12	182	206	201	192	221	219	187	200.4	203	37.74
12 - 13	204	202	171	176	212	223	189	193	206	38.48
13 - 14	180	192	216	185	233	210	181	201.2	195.5	38.66
14 - 15	256	255	252	240	217	219	172	244	195.5	38.32
15 - 16	336	317	381	328	474	188	178	367.2	183	37.6
16 - 17	315	324	325	318	340	199	166	324.4	182.5	38.66
17 - 18	318	381	337	311	367	194	155	342.8	174.5	38.7
18 - 19	225	313	222	245	244	178	148	249.8	163	39.84
19 - 20	176	180	163	183	198	140	117	180	128.5	40
20 - 21	137	122	134	129	125	97	80	129.4	88.5	38.96
21 - 22	74	86	102	79	102	81	83	88.6	82	39.52
22 - 23	48	61	52	64	80	57	54	61	55.5	40.78
23 - 24	23	27	21	21	43	36	31	27	33.5	42.22
Totals	3479	3684	3571	3438	3843	2718	2166			
% of Total	15.19%	16.09%	15.59%	15.01%	16.78%	11.87%	9.46%			

Incoming Weekly Counts
Tithe Barn Lane (A28 facing) June 2022

from Fri-Apr-22-2022-10-00-AM to Tue-Jun-21-2022-11-59-AM

	02/05/2022	to	08/05/2022							
	Monday	Tuesday	Wednesday	Thursday	Friday	Saturday	Sunday	Week	Weekend	Week Day 85%
Hour	02/05/2022	03/05/2022	04/05/2022	05/05/2022	06/05/2022	07/05/2022	08/05/2022	Day Avg	Avg	Avg Speed
0 - 1	12	12	21	11	14	21	29	14	25	42.58
1 - 2	10	3	3	5	4	12	27	5	19.5	39.5
2 - 3	4	2	3	4	5	5	6	3.6	5.5	37
3 - 4	3	1	2	5	3	3	6	2.8	4.5	34
4 - 5	5	6	6	10	10	7	7	7.4	7	41.5
5 - 6	7	23	23	15	21	14	14	17.8	14	42.9
6 - 7	30	59	58	55	57	26	16	51.8	21	41.16
7 - 8	59	197	177	191	178	74	43	160.4	58.5	39.96
8 - 9	67	318	325	330	287	119	67	265.4	93	38
9 - 10	120	213	254	263	259	187	126	221.8	156.5	38.98
10 - 11	170	175	164	172	168	235	171	169.8	203	38.68
11 - 12	166	193	199	192	230	207	185	196	196	38.8
12 - 13	209	186	174	197	203	232	223	193.8	227.5	38.8
13 - 14	186	208	204	173	233	235	192	200.8	213.5	38.36
14 - 15	196	254	261	262	255	210	166	245.6	188	38.34
15 - 16	176	327	411	384	392	182	167	338	174.5	37.78
16 - 17	173	332	316	332	366	193	159	303.8	176	38.04
17 - 18	190	347	362	348	360	179	161	321.4	170	38.92
18 - 19	142	228	249	252	252	163	151	224.6	157	39.12
19 - 20	141	170	175	176	175	142	123	167.4	132.5	39.74
20 - 21	95	122	136	133	133	110	101	123.8	105.5	39.6
21 - 22	67	59	90	66	83	87	63	73	75	40.58
22 - 23	34	56	52	57	84	89	43	56.6	66	39.92
23 - 24	19	17	28	33	36	33	22	26.6	27.5	42.06
Totals	2281	3508	3693	3666	3808	2765	2268			
% of Total	10.37%	15.95%	16.79%	16.67%	17.32%	12.57%	10.31%			

Incoming Weekly Counts
Tithe Barn Lane (A28 facing) June 2022

from Fri-Apr-22-2022-10-00-AM to Tue-Jun-21-2022-11-59-AM

	09/05/2022	to	15/05/2022							
	Monday	Tuesday	Wednesday	Thursday	Friday	Saturday	Sunday	Week	Weekend	Week Day 85%
Hour	09/05/2022	10/05/2022	11/05/2022	12/05/2022	13/05/2022	14/05/2022	15/05/2022	Day Avg	Avg	Avg Speed
0 - 1	4	8	0	0	0	0	0	2.4	0	37.5
1 - 2	2	5	0	0	0	0	0	1.4	0	40
2 - 3	4	6	0	0	0	0	0	2	0	39.15
3 - 4	4	5	0	0	0	0	0	1.8	0	38.75
4 - 5	5	1	0	0	0	0	0	1.2	0	37.5
5 - 6	14	15	0	0	0	0	0	5.8	0	41.25
6 - 7	63	62	0	0	0	0	0	25	0	40.95
7 - 8	176	199	0	0	0	0	0	75	0	38.65
8 - 9	313	311	0	0	0	0	0	124.8	0	36.7
9 - 10	222	219	0	0	0	0	0	88.2	0	38.5
10 - 11	175	0	0	0	0	0	0	35	0	39.5
11 - 12	206	0	0	0	0	0	0	41.2	0	38.7
12 - 13	181	0	0	0	0	0	0	36.2	0	38
13 - 14	196	0	0	0	0	0	0	39.2	0	38.6
14 - 15	265	0	0	0	0	0	0	53	0	37.9
15 - 16	310	0	0	0	0	0	0	62	0	35.9
16 - 17	311	0	0	0	0	0	0	62.2	0	38.5
17 - 18	281	0	0	0	0	0	0	56.2	0	38.8
18 - 19	242	0	0	0	0	0	0	48.4	0	38.5
19 - 20	157	0	0	0	0	0	0	31.4	0	38.7
20 - 21	120	0	0	0	0	0	0	24	0	38.8
21 - 22	80	0	0	0	0	0	0	16	0	40
22 - 23	56	0	0	0	0	0	0	11.2	0	38.1
23 - 24	26	0	0	0	0	0	0	5.2	0	39.4
Totals	3413	831	0	0	0	0	0			
% of Total	80.42%	19.58%	0%	0%	0%	0%	0%			

	16/05/2022	to	22/05/2022							
	Monday	Tuesday	Wednesday	Thursday	Friday	Saturday	Sunday	Week	Weekend	Week Day 85%
Hour	16/05/2022	17/05/2022	18/05/2022	19/05/2022	20/05/2022	21/05/2022	22/05/2022	Day Avg	Avg	Avg Speed
0 - 1	0	0	0	0	0	0	0	0	0	0
1 - 2	0	0	0	0	0	0	0	0	0	0
2 - 3	0	0	0	0	0	0	0	0	0	0
3 - 4	0	0	0	0	0	0	0	0	0	0
4 - 5	0	0	0	0	0	0	0	0	0	0
5 - 6	0	0	0	0	0	0	0	0	0	0
6 - 7	0	0	0	0	0	0	0	0	0	0
7 - 8	0	0	0	0	0	0	0	0	0	0
8 - 9	0	0	0	0	0	0	0	0	0	0
9 - 10	0	0	0	0	0	0	0	0	0	0
10 - 11	0	0	0	0	0	0	0	0	0	0
11 - 12	0	0	0	0	0	0	0	0	0	0
12 - 13	0	0	0	0	0	0	0	0	0	0
13 - 14	0	0	0	0	0	0	0	0	0	0
14 - 15	0	0	0	0	0	0	0	0	0	0
15 - 16	0	0	0	0	0	0	0	0	0	0
16 - 17	0	0	0	0	0	0	0	0	0	0
17 - 18	0	0	0	0	0	0	0	0	0	0
18 - 19	0	0	0	0	0	0	0	0	0	0
19 - 20	0	0	0	0	0	0	0	0	0	0
20 - 21	0	0	0	0	0	0	0	0	0	0
21 - 22	0	0	0	0	0	0	0	0	0	0
22 - 23	0	0	0	0	0	0	0	0	0	0
23 - 24	0	0	0	0	0	0	0	0	0	0
Totals	0	0	0	0	0	0	0			
% of Total	0%	0%	0%	0%	0%	0%	0%			

	23/05/2022	to	29/05/2022							
	Monday	Tuesday	Wednesday	Thursday	Friday	Saturday	Sunday	Week	Weekend	Week Day 85%
Hour	23/05/2022	24/05/2022	25/05/2022	26/05/2022	27/05/2022	28/05/2022	29/05/2022	Day Avg	Avg	Avg Speed
0 - 1	0	0	0	0	0	0	0	0	0	0
1 - 2	0	0	0	0	0	0	0	0	0	0
2 - 3	0	0	0	0	0	0	0	0	0	0
3 - 4	0	0	0	0	0	0	0	0	0	0
4 - 5	0	0	0	0	0	0	0	0	0	0
5 - 6	0	0	0	0	0	0	0	0	0	0
6 - 7	0	0	0	0	0	0	0	0	0	0
7 - 8	0	0	0	0	0	0	0	0	0	0
8 - 9	0	0	0	0	0	0	0	0	0	0
9 - 10	0	0	0	0	0	0	0	0	0	0
10 - 11	0	0	0	0	0	0	0	0	0	0
11 - 12	0	0	0	0	0	0	0	0	0	0
12 - 13	0	0	0	0	0	0	0	0	0	0
13 - 14	0	0	0	0	0	0	0	0	0	0
14 - 15	0	0	0	0	0	0	0	0	0	0
15 - 16	0	0	0	0	0	0	0	0	0	0
16 - 17	0	0	0	0	0	0	0	0	0	0
17 - 18	0	0	0	0	0	0	0	0	0	0
18 - 19	0	0	0	0	0	0	0	0	0	0
19 - 20	0	0	0	0	0	0	0	0	0	0
20 - 21	0	0	0	0	0	0	0	0	0	0
21 - 22	0	0	0	0	0	0	0	0	0	0
22 - 23	0	0	0	0	0	0	0	0	0	0
23 - 24	0	0	0	0	0	0	0	0	0	0
Totals	0	0	0	0	0	0	0			
% of Total	0%	0%	0%	0%	0%	0%	0%			

	30/05/2022	to	05/06/2022							
	Monday	Tuesday	Wednesday	Thursday	Friday	Saturday	Sunday	Week	Weekend	Week Day 85%
Hour	30/05/2022	31/05/2022	01/06/2022	02/06/2022	03/06/2022	04/06/2022	05/06/2022	Day Avg	Avg	Avg Speed
0 - 1	0	0	0	0	0	0	0	0	0	0
1 - 2	0	0	0	0	0	0	0	0	0	0
2 - 3	0	0	0	0	0	0	0	0	0	0
3 - 4	0	0	0	0	0	0	0	0	0	0
4 - 5	0	0	0	0	0	0	0	0	0	0
5 - 6	0	0	0	0	0	0	0	0	0	0
6 - 7	0	0	0	0	0	0	0	0	0	0
7 - 8	0	0	0	0	0	0	0	0	0	0
8 - 9	0	0	0	0	0	0	0	0	0	0
9 - 10	0	0	0	0	0	0	0	0	0	0
10 - 11	0	0	0	0	0	0	0	0	0	0
11 - 12	0	0	0	0	0	0	0	0	0	0
12 - 13	0	0	0	0	0	0	0	0	0	0
13 - 14	0	0	0	0	0	0	0	0	0	0
14 - 15	0	0	0	0	0	0	0	0	0	0
15 - 16	0	0	0	0	0	0	0	0	0	0
16 - 17	0	0	0	0	0	0	0	0	0	0
17 - 18	0	0	0	0	0	0	0	0	0	0
18 - 19	0	0	0	0	0	0	0	0	0	0
19 - 20	0	0	0	0	0	0	0	0	0	0
20 - 21	0	0	0	0	0	0	0	0	0	0
21 - 22	0	0	0	0	0	0	0	0	0	0
22 - 23	0	0	0	0	0	0	0	0	0	0
23 - 24	0	0	0	0	0	0	0	0	0	0
Totals	0	0	0	0	0	0	0			
% of Total	0%	0%	0%	0%	0%	0%	0%			

Incoming Weekly Counts
 Tithe Barn Lane (A28 facing) June 2022

from Fri-Apr-22-2022-10-00-AM to Tue-Jun-21-2022-11-59-AM

	06/06/2022	to	12/06/2022							
	Monday	Tuesday	Wednesday	Thursday	Friday	Saturday	Sunday	Week	Weekend	Week Day 85%
Hour	06/06/2022	07/06/2022	08/06/2022	09/06/2022	10/06/2022	11/06/2022	12/06/2022	Day Avg	Avg	Avg Speed
0 - 1	0	0	0	0	0	0	0	0	0	0
1 - 2	0	0	0	0	0	0	0	0	0	0
2 - 3	0	0	0	0	0	0	0	0	0	0
3 - 4	0	0	0	0	0	0	0	0	0	0
4 - 5	0	0	0	0	0	0	0	0	0	0
5 - 6	0	0	0	0	0	0	0	0	0	0
6 - 7	0	0	0	0	0	0	0	0	0	0
7 - 8	0	0	0	0	0	0	0	0	0	0
8 - 9	0	0	0	0	0	0	0	0	0	0
9 - 10	0	0	0	0	0	0	0	0	0	0
10 - 11	0	0	0	0	0	0	0	0	0	0
11 - 12	0	0	0	0	0	0	0	0	0	0
12 - 13	0	0	0	0	0	0	0	0	0	0
13 - 14	0	0	0	0	0	0	0	0	0	0
14 - 15	0	0	0	0	0	0	0	0	0	0
15 - 16	0	0	0	0	0	0	0	0	0	0
16 - 17	0	0	0	0	0	0	0	0	0	0
17 - 18	0	0	0	0	0	0	0	0	0	0
18 - 19	0	0	0	0	0	0	0	0	0	0
19 - 20	0	0	0	0	0	0	0	0	0	0
20 - 21	0	0	0	0	0	0	0	0	0	0
21 - 22	0	0	0	0	0	0	0	0	0	0
22 - 23	0	0	0	0	0	0	0	0	0	0
23 - 24	0	0	0	0	0	0	0	0	0	0
Totals	0	0	0	0	0	0	0			
% of Total	0%	0%	0%	0%	0%	0%	0%			

Incoming Weekly Counts
Tithe Barn Lane (A28 facing) June 2022

from Fri-Apr-22-2022-10-00-AM to Tue-Jun-21-2022-11-59-AM

	13/06/2022	to	19/06/2022							
	Monday	Tuesday	Wednesday	Thursday	Friday	Saturday	Sunday	Week	Weekend	Week Day 85%
Hour	13/06/2022	14/06/2022	15/06/2022	16/06/2022	17/06/2022	18/06/2022	19/06/2022	Day Avg	Avg	Avg Speed
0 - 1	0	0	0	0	0	0	0	0	0	0
1 - 2	0	0	0	0	0	0	0	0	0	0
2 - 3	0	0	0	0	0	0	0	0	0	0
3 - 4	0	0	0	0	0	0	0	0	0	0
4 - 5	0	0	0	0	0	0	0	0	0	0
5 - 6	0	0	0	0	0	0	0	0	0	0
6 - 7	0	0	0	0	0	0	0	0	0	0
7 - 8	0	0	0	0	0	0	0	0	0	0
8 - 9	0	0	0	0	0	0	0	0	0	0
9 - 10	0	0	0	0	0	0	0	0	0	0
10 - 11	0	0	0	0	0	0	0	0	0	0
11 - 12	0	0	0	0	0	0	0	0	0	0
12 - 13	0	0	0	0	0	0	0	0	0	0
13 - 14	0	0	0	0	0	0	0	0	0	0
14 - 15	0	0	0	0	0	0	0	0	0	0
15 - 16	0	0	0	0	0	0	0	0	0	0
16 - 17	0	0	0	0	0	0	0	0	0	0
17 - 18	0	0	0	0	0	0	0	0	0	0
18 - 19	0	0	0	0	0	0	0	0	0	0
19 - 20	0	0	0	0	0	0	0	0	0	0
20 - 21	0	0	0	0	0	0	0	0	0	0
21 - 22	0	0	0	0	0	0	0	0	0	0
22 - 23	0	0	0	0	0	0	0	0	0	0
23 - 24	0	0	0	0	0	0	0	0	0	0
Totals	0	0	0	0	0	0	0			
% of Total	0%	0%	0%	0%	0%	0%	0%			

	20/06/2022	to	26/06/2022							
	Monday	Tuesday	Wednesday	Thursday	Friday	Saturday	Sunday	Week	Weekend	Week Day 85%
Hour	20/06/2022	21/06/2022	22/06/2022	23/06/2022	24/06/2022	25/06/2022	26/06/2022	Day Avg	Avg	Avg Speed
0 - 1	0	0	*	*	*	*	*	0	0	0
1 - 2	0	0	*	*	*	*	*	0	0	0
2 - 3	0	0	*	*	*	*	*	0	0	0
3 - 4	0	0	*	*	*	*	*	0	0	0
4 - 5	0	0	*	*	*	*	*	0	0	0
5 - 6	0	0	*	*	*	*	*	0	0	0
6 - 7	0	0	*	*	*	*	*	0	0	0
7 - 8	0	0	*	*	*	*	*	0	0	0
8 - 9	0	0	*	*	*	*	*	0	0	0
9 - 10	0	0	*	*	*	*	*	0	0	0
10 - 11	0	0	*	*	*	*	*	0	0	0
11 - 12	0	0	*	*	*	*	*	0	0	0
12 - 13	0	*	*	*	*	*	*	0	0	0
13 - 14	0	*	*	*	*	*	*	0	0	0
14 - 15	0	*	*	*	*	*	*	0	0	0
15 - 16	0	*	*	*	*	*	*	0	0	0
16 - 17	0	*	*	*	*	*	*	0	0	0
17 - 18	0	*	*	*	*	*	*	0	0	0
18 - 19	0	*	*	*	*	*	*	0	0	0
19 - 20	0	*	*	*	*	*	*	0	0	0
20 - 21	0	*	*	*	*	*	*	0	0	0
21 - 22	0	*	*	*	*	*	*	0	0	0
22 - 23	0	*	*	*	*	*	*	0	0	0
23 - 24	0	*	*	*	*	*	*	0	0	0
Totals	0	0	0	0	0	0	0			
% of Total	0%	0%	0%	0%	0%	0%	0%			

Hour	Apr 2022							Week Day Avg	Weekend Avg	Week Day 85% Avg Speed
	Monday	Tuesday	Wednesday	Thursday	Friday	Saturday	Sunday			
0 - 1	9	18	10	9	9	45	24	11	34.5	41.5
1 - 2	5	1	10	7	6	12	7	5.8	9.5	39
2 - 3	5	3	3	4	8	10	8	4.6	9	40.26
3 - 4	3	5	4	2	0	10	3	2.8	6.5	41.88
4 - 5	8	4	6	5	7	20	5	6	12.5	37.66
5 - 6	18	22	15	16	9	18	12	16	15	42.92
6 - 7	58	57	47	62	54	51	20	55.6	35.5	40.34
7 - 8	177	184	205	198	189	132	42	190.6	87	38.98
8 - 9	326	317	278	271	295	280	53	297.4	166.5	37.6
9 - 10	225	237	240	233	245	354	124	236	239	38.62
10 - 11	171	170	176	160	348	450	148	205	299	38.18
11 - 12	182	206	201	192	408	462	200	237.8	331	37.84
12 - 13	204	202	171	176	404	454	215	231.4	334.5	38.6
13 - 14	180	192	216	185	489	439	185	252.4	312	38.18
14 - 15	256	255	252	240	495	454	212	299.6	333	38
15 - 16	336	317	381	328	846	410	165	441.6	287.5	37.7
16 - 17	315	324	325	318	654	399	176	387.2	287.5	38.64
17 - 18	318	381	337	311	699	376	158	409.2	267	38.68
18 - 19	225	313	222	245	483	383	165	297.6	274	39.92
19 - 20	176	180	163	183	420	280	131	224.4	205.5	39.94
20 - 21	137	122	134	129	230	222	83	150.4	152.5	38.94
21 - 22	74	86	102	79	189	158	58	106	108	39.52
22 - 23	48	61	52	64	173	117	54	79.6	85.5	40.54
23 - 24	23	27	21	21	82	89	16	34.8	52.5	42.3
Totals	3479	3684	3571	3438	6742	5625	2264			
% of Total	12.08%	12.79%	12.4%	11.94%	23.41%	19.53%	7.86%			

Hour	May 2022							Week Day Avg	Weekend Avg	Week Day 85% Avg Speed
	Monday	Tuesday	Wednesday	Thursday	Friday	Saturday	Sunday			
0 - 1	16	20	21	11	14	21	44	16.4	32.5	42.58
1 - 2	12	8	3	5	4	12	33	6.4	22.5	39.66
2 - 3	8	8	3	4	5	5	12	5.6	8.5	38.16
3 - 4	7	6	2	5	3	3	8	4.6	5.5	36.5
4 - 5	10	7	6	10	10	7	12	8.6	9.5	41
5 - 6	21	38	23	15	21	14	23	23.6	18.5	43.1
6 - 7	93	121	58	55	57	26	34	76.8	30	41.04
7 - 8	235	396	177	191	178	74	77	235.4	75.5	39.18
8 - 9	380	629	325	330	287	119	136	390.2	127.5	37.28
9 - 10	342	432	254	263	259	187	245	310	216	38.74
10 - 11	345	175	164	172	168	235	313	204.8	274	38.76
11 - 12	372	193	199	192	230	207	372	237.2	289.5	38.76
12 - 13	390	186	174	197	203	232	412	230	322	38.72
13 - 14	382	208	204	173	233	235	373	240	304	38.36
14 - 15	461	254	261	262	255	210	338	298.6	274	38.24
15 - 16	486	327	411	384	392	182	345	400	263.5	37.26
16 - 17	484	332	316	332	366	193	325	366	259	37.98
17 - 18	471	347	362	348	360	179	316	377.6	247.5	38.78
18 - 19	384	228	249	252	252	163	299	273	231	38.98
19 - 20	298	170	175	176	175	142	240	198.8	191	39.62
20 - 21	215	122	136	133	133	110	181	147.8	145.5	39.52
21 - 22	147	59	90	66	83	87	146	89	116.5	40.5
22 - 23	90	56	52	57	84	89	97	67.8	93	39.78
23 - 24	45	17	28	33	36	33	53	31.8	43	41.7
Totals	5694	4339	3693	3666	3808	2765	4434			
% of Total	20.05%	15.28%	13%	12.91%	13.41%	9.74%	15.61%			

Hour	Jun 2022							Week Day Avg	Weekend Avg	Week Day 85% Avg Speed
	Monday	Tuesday	Wednesday	Thursday	Friday	Saturday	Sunday			
0 - 1	0	0	0	0	0	0	0	0	0	0
1 - 2	0	0	0	0	0	0	0	0	0	0
2 - 3	0	0	0	0	0	0	0	0	0	0
3 - 4	0	0	0	0	0	0	0	0	0	0
4 - 5	0	0	0	0	0	0	0	0	0	0
5 - 6	0	0	0	0	0	0	0	0	0	0
6 - 7	0	0	0	0	0	0	0	0	0	0
7 - 8	0	0	0	0	0	0	0	0	0	0
8 - 9	0	0	0	0	0	0	0	0	0	0
9 - 10	0	0	0	0	0	0	0	0	0	0
10 - 11	0	0	0	0	0	0	0	0	0	0
11 - 12	0	0	0	0	0	0	0	0	0	0
12 - 13	0	0	0	0	0	0	0	0	0	0
13 - 14	0	0	0	0	0	0	0	0	0	0
14 - 15	0	0	0	0	0	0	0	0	0	0
15 - 16	0	0	0	0	0	0	0	0	0	0
16 - 17	0	0	0	0	0	0	0	0	0	0
17 - 18	0	0	0	0	0	0	0	0	0	0
18 - 19	0	0	0	0	0	0	0	0	0	0
19 - 20	0	0	0	0	0	0	0	0	0	0
20 - 21	0	0	0	0	0	0	0	0	0	0
21 - 22	0	0	0	0	0	0	0	0	0	0
22 - 23	0	0	0	0	0	0	0	0	0	0
23 - 24	0	0	0	0	0	0	0	0	0	0
Totals	0	0	0	0	0	0	0			
% of Total	0%	0%	0%	0%	0%	0%	0%			

Incoming Weekly Speeds
Tithe Barn Lane (A28 facing) June 2022

from Fri-Apr-22-2022-10-00-AM to Tue-Jun-21-2022-11-59-AM

	18/04/2022	to	24/04/2022							
	Monday	Tuesday	Wednesday	Thursday	Friday	Saturday	Sunday	Week	Weekend	Week Day 85%
Hour	18/04/2022	19/04/2022	20/04/2022	21/04/2022	22/04/2022	23/04/2022	24/04/2022	Day Avg	Avg	Avg Speed
0 - 1	*	*	*	*	*	34.11	35.29	0	34.67	0
1 - 2	*	*	*	*	*	26	32	0	29.5	0
2 - 3	*	*	*	*	*	29.86	34.75	0	32.47	0
3 - 4	*	*	*	*	*	21	28.67	0	23.87	0
4 - 5	*	*	*	*	*	28.75	39	0	31.76	0
5 - 6	*	*	*	*	*	28.1	31.25	0	29.82	0
6 - 7	*	*	*	*	*	33.27	33.05	0	33.17	0
7 - 8	*	*	*	*	*	32.8	33.98	0	33.28	0
8 - 9	*	*	*	*	*	33.23	34.96	0	33.71	0
9 - 10	*	*	*	*	31	33.42	32.51	31	33.04	35
10 - 11	*	*	*	*	32.65	32.29	34.57	32.65	33.16	39.3
11 - 12	*	*	*	*	33.07	32.84	33.52	33.07	33.15	39.7
12 - 13	*	*	*	*	33.19	32.61	33.32	33.19	32.95	40
13 - 14	*	*	*	*	25.81	33.09	32.92	25.81	33.02	33
14 - 15	*	*	*	*	26.62	32.83	31.68	26.62	32.29	34.4
15 - 16	*	*	*	*	31.15	32.84	32.72	31.15	32.79	37.6
16 - 17	*	*	*	*	32.18	32.4	32.93	32.18	32.65	38.6
17 - 18	*	*	*	*	31.52	32.49	33.59	31.52	33.01	38.6
18 - 19	*	*	*	*	33.06	32.79	33.88	33.06	33.28	39.8
19 - 20	*	*	*	*	32	32.02	32.84	32	32.42	38.8
20 - 21	*	*	*	*	31.91	32.26	31.45	31.91	31.93	38.6
21 - 22	*	*	*	*	33.67	32.78	34.47	33.67	33.5	39.4
22 - 23	*	*	*	*	30.11	32.85	32.26	30.11	32.57	39.1
23 - 24	*	*	*	*	34.51	33.02	31	34.51	32.55	43
Totals	0	0	0	0	472.4	757.6	796.6			
% of Total	0%	0%	0%	0%	23.31%	37.38%	39.31%			

Incoming Weekly Speeds
Tithe Barn Lane (A28 facing) June 2022

from Fri-Apr-22-2022-10-00-AM to Tue-Jun-21-2022-11-59-AM

	25/04/2022	to	01/05/2022							
	Monday	Tuesday	Wednesday	Thursday	Friday	Saturday	Sunday	Week	Weekend	Week Day 85%
Hour	25/04/2022	26/04/2022	27/04/2022	28/04/2022	29/04/2022	30/04/2022	01/05/2022	Day Avg	Avg	Avg Speed
0 - 1	33.11	34.44	27.6	30.44	34.22	33.56	32.07	32.29	32.88	41.5
1 - 2	30	27	37.7	32	25.33	32.14	35.33	32.07	33.62	39
2 - 3	37	25.33	25.33	32	32.75	30.33	40.33	31.61	37	40.26
3 - 4	35.33	33.2	35.75	29.5	0	38	32	33.86	36.29	41.88
4 - 5	31.38	27	28.83	38.2	25.57	29.62	29.2	30.07	29.46	37.66
5 - 6	31.78	30.82	34.47	31.19	34.22	33.38	35.33	32.18	34.41	42.92
6 - 7	32.88	34.49	33.13	32.35	32.31	31.6	34	33.03	32.6	40.34
7 - 8	33.59	32.47	32	32.62	31.14	32.46	36.47	32.34	33.75	38.98
8 - 9	31.23	31.38	31.45	31.64	31.45	31.77	33.75	31.42	32.42	37.6
9 - 10	32.93	32.09	32.4	32	32.7	31.82	33.84	32.42	32.64	38.64
10 - 11	30.87	31.76	31.59	31.23	31.77	32.97	33.11	31.45	33.02	38.16
11 - 12	31.26	32.39	30.15	30.84	31.58	33.26	31.99	31.26	32.67	37.74
12 - 13	31.59	30.25	33.05	32.53	32.23	32.13	32.64	31.88	32.36	38.48
13 - 14	32.01	33.89	31.23	32.41	31.48	33.07	31.54	32.15	32.36	38.66
14 - 15	31.98	31.98	31.27	30.8	32.48	31.68	33.6	31.69	32.53	38.32
15 - 16	31.81	31.73	31.25	30.84	29.24	32.4	32.69	30.84	32.54	37.6
16 - 17	32.33	32.47	31.2	31.77	31.79	32.34	33.22	31.91	32.74	38.66
17 - 18	32.3	32.06	32.12	32.15	32.01	33.66	33.18	32.12	33.45	38.7
18 - 19	32.68	32.14	33.41	33.35	32.98	32.53	32.91	32.86	32.7	39.84
19 - 20	32.9	32.91	33.14	33.14	32.98	33.52	33.74	33.01	33.62	40
20 - 21	31.75	33.28	31.36	31.98	32.38	33.04	31.94	32.13	32.54	38.96
21 - 22	31.76	32.24	31.41	32.81	31.57	32.23	33.23	31.92	32.74	39.52
22 - 23	34.4	33.16	32.88	33.58	32.84	33.42	31.5	33.31	32.49	40.78
23 - 24	33.13	32.33	32.86	31.95	34.26	34.06	30.1	33.1	32.22	42.22
Totals	780.1	760.8	765.6	771.1	729.4	785	797.5			
% of Total	14.47%	14.12%	14.21%	14.31%	13.53%	14.57%	14.8%			

Incoming Weekly Speeds
Tithe Barn Lane (A28 facing) June 2022

from Fri-Apr-22-2022-10-00-AM to Tue-Jun-21-2022-11-59-AM

	02/05/2022	to	08/05/2022							
	Monday	Tuesday	Wednesday	Thursday	Friday	Saturday	Sunday	Week	Weekend	Week Day 85%
Hour	02/05/2022	03/05/2022	04/05/2022	05/05/2022	06/05/2022	07/05/2022	08/05/2022	Day Avg	Avg	Avg Speed
0 - 1	33.67	33.25	31.43	35.18	35.36	32.57	30.1	33.5	31.14	42.58
1 - 2	32.5	32	35.67	30	32	34.17	34.37	32.24	34.31	39.5
2 - 3	34.5	32	27	37	30	29	33.67	32.28	31.55	37
3 - 4	23.67	27	34.5	25	14	32	32	23.86	32	34
4 - 5	38	32.83	32.83	36	28.5	29.14	37.14	33.22	33.14	41.5
5 - 6	29.14	33.17	34.13	35.13	31.38	32.43	30.64	33.01	31.54	42.9
6 - 7	31.6	34.58	34.17	31.2	33.95	34.88	33.94	33.29	34.52	41.16
7 - 8	35.05	33.04	32.02	31.59	32.48	32.53	35.21	32.49	33.51	39.96
8 - 9	33.64	31.34	30.99	31.72	31.89	31.02	32.73	31.58	31.63	38
9 - 10	32.84	32.45	32.74	31.91	32.49	31.82	33.8	32.44	32.62	38.98
10 - 11	31.97	30.82	31.93	32.59	32.24	30.96	33.07	31.9	31.85	38.68
11 - 12	32.22	31.2	32.45	31.96	32.21	31.34	32.08	32.01	31.69	38.8
12 - 13	32.59	31.87	32.63	32.02	32.85	32.43	32.76	32.4	32.59	38.8
13 - 14	32.04	32.45	31.38	32.42	30.49	30.63	33.18	31.7	31.78	38.36
14 - 15	32.34	32.37	30.45	31.41	32.83	28.12	32.42	31.85	30.02	38.34
15 - 16	33.32	30.94	29.93	30.27	30.81	32.65	32.77	30.76	32.71	37.78
16 - 17	32.84	30.88	30.74	30.05	31.68	31.17	32.42	31.08	31.74	38.04
17 - 18	32.38	32	30.96	31.59	32.23	32.12	32.42	31.77	32.26	38.92
18 - 19	33.4	32.77	32.36	32.1	31.17	32.15	32.36	32.25	32.25	39.12
19 - 20	33.26	34.05	31.33	33.29	32.96	32.72	33.37	32.96	33.02	39.74
20 - 21	31.86	33.33	31.35	31.61	32.08	32.06	32.32	32.03	32.18	39.6
21 - 22	31.97	33.02	31.43	32.29	34.31	32.78	30.86	32.6	31.97	40.58
22 - 23	34.15	34.12	32.13	34.18	32.7	31.82	33.67	33.35	32.42	39.92
23 - 24	34.37	35.82	33.18	32.97	32.06	30.45	34.64	33.33	32.13	42.06
Totals	783.3	777.1	767.5	773.5	752.7	761	792			
% of Total	14.49%	14.37%	14.19%	14.31%	13.92%	14.07%	14.65%			

Incoming Weekly Speeds
Tithe Barn Lane (A28 facing) June 2022

from Fri-Apr-22-2022-10-00-AM to Tue-Jun-21-2022-11-59-AM

	09/05/2022	to	15/05/2022							
	Monday	Tuesday	Wednesday	Thursday	Friday	Saturday	Sunday	Week	Weekend	Week Day 85%
Hour	09/05/2022	10/05/2022	11/05/2022	12/05/2022	13/05/2022	14/05/2022	15/05/2022	Day Avg	Avg	Avg Speed
0 - 1	33.25	30.25	0	0	0	0	0	31.25	0	37.5
1 - 2	39.5	30	0	0	0	0	0	32.71	0	40
2 - 3	37	30.5	0	0	0	0	0	33.1	0	39.15
3 - 4	32	31	0	0	0	0	0	31.44	0	38.75
4 - 5	29	37	0	0	0	0	0	30.33	0	37.5
5 - 6	33.64	32.73	0	0	0	0	0	33.17	0	41.25
6 - 7	33.76	33.02	0	0	0	0	0	33.39	0	40.95
7 - 8	32.74	31.77	0	0	0	0	0	32.23	0	38.65
8 - 9	30.89	30.4	0	0	0	0	0	30.64	0	36.7
9 - 10	32.69	31.53	0	0	0	0	0	32.11	0	38.5
10 - 11	32.85	0	0	0	0	0	0	32.85	0	39.5
11 - 12	32.71	0	0	0	0	0	0	32.71	0	38.7
12 - 13	31.61	0	0	0	0	0	0	31.61	0	38
13 - 14	32.05	0	0	0	0	0	0	32.05	0	38.6
14 - 15	31.09	0	0	0	0	0	0	31.09	0	37.9
15 - 16	30.44	0	0	0	0	0	0	30.44	0	35.9
16 - 17	32.28	0	0	0	0	0	0	32.28	0	38.5
17 - 18	31.95	0	0	0	0	0	0	31.95	0	38.8
18 - 19	31.85	0	0	0	0	0	0	31.85	0	38.5
19 - 20	31.18	0	0	0	0	0	0	31.18	0	38.7
20 - 21	31.42	0	0	0	0	0	0	31.42	0	38.8
21 - 22	32.85	0	0	0	0	0	0	32.85	0	40
22 - 23	32.43	0	0	0	0	0	0	32.43	0	38.1
23 - 24	32.19	0	0	0	0	0	0	32.19	0	39.4
Totals	781.3	318.1	0	0	0	0	0			
% of Total	71.07%	28.93%	0%	0%	0%	0%	0%			

	16/05/2022	to	22/05/2022							
	Monday	Tuesday	Wednesday	Thursday	Friday	Saturday	Sunday	Week	Weekend	Week Day 85%
Hour	16/05/2022	17/05/2022	18/05/2022	19/05/2022	20/05/2022	21/05/2022	22/05/2022	Day Avg	Avg	Avg Speed
0 - 1	0	0	0	0	0	0	0	0	0	0
1 - 2	0	0	0	0	0	0	0	0	0	0
2 - 3	0	0	0	0	0	0	0	0	0	0
3 - 4	0	0	0	0	0	0	0	0	0	0
4 - 5	0	0	0	0	0	0	0	0	0	0
5 - 6	0	0	0	0	0	0	0	0	0	0
6 - 7	0	0	0	0	0	0	0	0	0	0
7 - 8	0	0	0	0	0	0	0	0	0	0
8 - 9	0	0	0	0	0	0	0	0	0	0
9 - 10	0	0	0	0	0	0	0	0	0	0
10 - 11	0	0	0	0	0	0	0	0	0	0
11 - 12	0	0	0	0	0	0	0	0	0	0
12 - 13	0	0	0	0	0	0	0	0	0	0
13 - 14	0	0	0	0	0	0	0	0	0	0
14 - 15	0	0	0	0	0	0	0	0	0	0
15 - 16	0	0	0	0	0	0	0	0	0	0
16 - 17	0	0	0	0	0	0	0	0	0	0
17 - 18	0	0	0	0	0	0	0	0	0	0
18 - 19	0	0	0	0	0	0	0	0	0	0
19 - 20	0	0	0	0	0	0	0	0	0	0
20 - 21	0	0	0	0	0	0	0	0	0	0
21 - 22	0	0	0	0	0	0	0	0	0	0
22 - 23	0	0	0	0	0	0	0	0	0	0
23 - 24	0	0	0	0	0	0	0	0	0	0
Totals	0	0	0	0	0	0	0			
% of Total	0%	0%	0%	0%	0%	0%	0%			

	23/05/2022	to	29/05/2022							
	Monday	Tuesday	Wednesday	Thursday	Friday	Saturday	Sunday	Week	Weekend	Week Day 85%
Hour	23/05/2022	24/05/2022	25/05/2022	26/05/2022	27/05/2022	28/05/2022	29/05/2022	Day Avg	Avg	Avg Speed
0 - 1	0	0	0	0	0	0	0	0	0	0
1 - 2	0	0	0	0	0	0	0	0	0	0
2 - 3	0	0	0	0	0	0	0	0	0	0
3 - 4	0	0	0	0	0	0	0	0	0	0
4 - 5	0	0	0	0	0	0	0	0	0	0
5 - 6	0	0	0	0	0	0	0	0	0	0
6 - 7	0	0	0	0	0	0	0	0	0	0
7 - 8	0	0	0	0	0	0	0	0	0	0
8 - 9	0	0	0	0	0	0	0	0	0	0
9 - 10	0	0	0	0	0	0	0	0	0	0
10 - 11	0	0	0	0	0	0	0	0	0	0
11 - 12	0	0	0	0	0	0	0	0	0	0
12 - 13	0	0	0	0	0	0	0	0	0	0
13 - 14	0	0	0	0	0	0	0	0	0	0
14 - 15	0	0	0	0	0	0	0	0	0	0
15 - 16	0	0	0	0	0	0	0	0	0	0
16 - 17	0	0	0	0	0	0	0	0	0	0
17 - 18	0	0	0	0	0	0	0	0	0	0
18 - 19	0	0	0	0	0	0	0	0	0	0
19 - 20	0	0	0	0	0	0	0	0	0	0
20 - 21	0	0	0	0	0	0	0	0	0	0
21 - 22	0	0	0	0	0	0	0	0	0	0
22 - 23	0	0	0	0	0	0	0	0	0	0
23 - 24	0	0	0	0	0	0	0	0	0	0
Totals	0	0	0	0	0	0	0			
% of Total	0%	0%	0%	0%	0%	0%	0%			

	30/05/2022	to	05/06/2022							
	Monday	Tuesday	Wednesday	Thursday	Friday	Saturday	Sunday	Week	Weekend	Week Day 85%
Hour	30/05/2022	31/05/2022	01/06/2022	02/06/2022	03/06/2022	04/06/2022	05/06/2022	Day Avg	Avg	Avg Speed
0 - 1	0	0	0	0	0	0	0	0	0	0
1 - 2	0	0	0	0	0	0	0	0	0	0
2 - 3	0	0	0	0	0	0	0	0	0	0
3 - 4	0	0	0	0	0	0	0	0	0	0
4 - 5	0	0	0	0	0	0	0	0	0	0
5 - 6	0	0	0	0	0	0	0	0	0	0
6 - 7	0	0	0	0	0	0	0	0	0	0
7 - 8	0	0	0	0	0	0	0	0	0	0
8 - 9	0	0	0	0	0	0	0	0	0	0
9 - 10	0	0	0	0	0	0	0	0	0	0
10 - 11	0	0	0	0	0	0	0	0	0	0
11 - 12	0	0	0	0	0	0	0	0	0	0
12 - 13	0	0	0	0	0	0	0	0	0	0
13 - 14	0	0	0	0	0	0	0	0	0	0
14 - 15	0	0	0	0	0	0	0	0	0	0
15 - 16	0	0	0	0	0	0	0	0	0	0
16 - 17	0	0	0	0	0	0	0	0	0	0
17 - 18	0	0	0	0	0	0	0	0	0	0
18 - 19	0	0	0	0	0	0	0	0	0	0
19 - 20	0	0	0	0	0	0	0	0	0	0
20 - 21	0	0	0	0	0	0	0	0	0	0
21 - 22	0	0	0	0	0	0	0	0	0	0
22 - 23	0	0	0	0	0	0	0	0	0	0
23 - 24	0	0	0	0	0	0	0	0	0	0
Totals	0	0	0	0	0	0	0			
% of Total	0%	0%	0%	0%	0%	0%	0%			

	06/06/2022	to	12/06/2022							
	Monday	Tuesday	Wednesday	Thursday	Friday	Saturday	Sunday	Week	Weekend	Week Day 85%
Hour	06/06/2022	07/06/2022	08/06/2022	09/06/2022	10/06/2022	11/06/2022	12/06/2022	Day Avg	Avg	Avg Speed
0 - 1	0	0	0	0	0	0	0	0	0	0
1 - 2	0	0	0	0	0	0	0	0	0	0
2 - 3	0	0	0	0	0	0	0	0	0	0
3 - 4	0	0	0	0	0	0	0	0	0	0
4 - 5	0	0	0	0	0	0	0	0	0	0
5 - 6	0	0	0	0	0	0	0	0	0	0
6 - 7	0	0	0	0	0	0	0	0	0	0
7 - 8	0	0	0	0	0	0	0	0	0	0
8 - 9	0	0	0	0	0	0	0	0	0	0
9 - 10	0	0	0	0	0	0	0	0	0	0
10 - 11	0	0	0	0	0	0	0	0	0	0
11 - 12	0	0	0	0	0	0	0	0	0	0
12 - 13	0	0	0	0	0	0	0	0	0	0
13 - 14	0	0	0	0	0	0	0	0	0	0
14 - 15	0	0	0	0	0	0	0	0	0	0
15 - 16	0	0	0	0	0	0	0	0	0	0
16 - 17	0	0	0	0	0	0	0	0	0	0
17 - 18	0	0	0	0	0	0	0	0	0	0
18 - 19	0	0	0	0	0	0	0	0	0	0
19 - 20	0	0	0	0	0	0	0	0	0	0
20 - 21	0	0	0	0	0	0	0	0	0	0
21 - 22	0	0	0	0	0	0	0	0	0	0
22 - 23	0	0	0	0	0	0	0	0	0	0
23 - 24	0	0	0	0	0	0	0	0	0	0
Totals	0	0	0	0	0	0	0			
% of Total	0%	0%	0%	0%	0%	0%	0%			

	13/06/2022	to	19/06/2022							
	Monday	Tuesday	Wednesday	Thursday	Friday	Saturday	Sunday	Week	Weekend	Week Day 85%
Hour	13/06/2022	14/06/2022	15/06/2022	16/06/2022	17/06/2022	18/06/2022	19/06/2022	Day Avg	Avg	Avg Speed
0 - 1	0	0	0	0	0	0	0	0	0	0
1 - 2	0	0	0	0	0	0	0	0	0	0
2 - 3	0	0	0	0	0	0	0	0	0	0
3 - 4	0	0	0	0	0	0	0	0	0	0
4 - 5	0	0	0	0	0	0	0	0	0	0
5 - 6	0	0	0	0	0	0	0	0	0	0
6 - 7	0	0	0	0	0	0	0	0	0	0
7 - 8	0	0	0	0	0	0	0	0	0	0
8 - 9	0	0	0	0	0	0	0	0	0	0
9 - 10	0	0	0	0	0	0	0	0	0	0
10 - 11	0	0	0	0	0	0	0	0	0	0
11 - 12	0	0	0	0	0	0	0	0	0	0
12 - 13	0	0	0	0	0	0	0	0	0	0
13 - 14	0	0	0	0	0	0	0	0	0	0
14 - 15	0	0	0	0	0	0	0	0	0	0
15 - 16	0	0	0	0	0	0	0	0	0	0
16 - 17	0	0	0	0	0	0	0	0	0	0
17 - 18	0	0	0	0	0	0	0	0	0	0
18 - 19	0	0	0	0	0	0	0	0	0	0
19 - 20	0	0	0	0	0	0	0	0	0	0
20 - 21	0	0	0	0	0	0	0	0	0	0
21 - 22	0	0	0	0	0	0	0	0	0	0
22 - 23	0	0	0	0	0	0	0	0	0	0
23 - 24	0	0	0	0	0	0	0	0	0	0
Totals	0	0	0	0	0	0	0			
% of Total	0%	0%	0%	0%	0%	0%	0%			

Incoming Weekly Speeds
Tithe Barn Lane (A28 facing) June 2022

from Fri-Apr-22-2022-10-00-AM to Tue-Jun-21-2022-11-59-AM

	20/06/2022	to	26/06/2022							
	Monday	Tuesday	Wednesday	Thursday	Friday	Saturday	Sunday	Week	Weekend	Week Day 85%
Hour	20/06/2022	21/06/2022	22/06/2022	23/06/2022	24/06/2022	25/06/2022	26/06/2022	Day Avg	Avg	Avg Speed
0 - 1	0	0	*	*	*	*	*	*	*	0
1 - 2	0	0	*	*	*	*	*	*	*	0
2 - 3	0	0	*	*	*	*	*	*	*	0
3 - 4	0	0	*	*	*	*	*	*	*	0
4 - 5	0	0	*	*	*	*	*	*	*	0
5 - 6	0	0	*	*	*	*	*	*	*	0
6 - 7	0	0	*	*	*	*	*	*	*	0
7 - 8	0	0	*	*	*	*	*	*	*	0
8 - 9	0	0	*	*	*	*	*	*	*	0
9 - 10	0	0	*	*	*	*	*	*	*	0
10 - 11	0	0	*	*	*	*	*	*	*	0
11 - 12	0	0	*	*	*	*	*	*	*	0
12 - 13	0	*	*	*	*	*	*	*	*	0
13 - 14	0	*	*	*	*	*	*	*	*	0
14 - 15	0	*	*	*	*	*	*	*	*	0
15 - 16	0	*	*	*	*	*	*	*	*	0
16 - 17	0	*	*	*	*	*	*	*	*	0
17 - 18	0	*	*	*	*	*	*	*	*	0
18 - 19	0	*	*	*	*	*	*	*	*	0
19 - 20	0	*	*	*	*	*	*	*	*	0
20 - 21	0	*	*	*	*	*	*	*	*	0
21 - 22	0	*	*	*	*	*	*	*	*	0
22 - 23	0	*	*	*	*	*	*	*	*	0
23 - 24	0	*	*	*	*	*	*	*	*	0
Totals	0	0	0	0	0	0	0			
% of Total	0%	0%	0%	0%	0%	0%	0%			

Incoming Monthly Speeds
Tithe Barn Lane (A28 facing) June 2022

from Fri-Apr-22-2022-10-00-AM to Tue-Jun-21-2022-11-59-AM

Hour	Apr 2022							Week Day Avg	Weekend Avg	Week Day 85% Avg Speed
	Monday	Tuesday	Wednesday	Thursday	Friday	Saturday	Sunday			
0 - 1	33.11	34.44	27.6	30.44	34.22	33.89	35.29	32.29	34.38	41.5
1 - 2	30	27	37.7	32	25.33	29.58	32	32.07	30.47	39
2 - 3	37	25.33	25.33	32	32.75	30	34.75	31.61	32.11	40.26
3 - 4	35.33	33.2	35.75	29.5	0	29.5	28.67	33.86	29.31	41.88
4 - 5	31.38	27	28.83	38.2	25.57	29.1	39	30.07	31.08	37.66
5 - 6	31.78	30.82	34.47	31.19	34.22	30.44	31.25	32.18	30.77	42.92
6 - 7	32.88	34.49	33.13	32.35	32.31	32.45	33.05	33.03	32.62	40.34
7 - 8	33.59	32.47	32	32.62	31.14	32.61	33.98	32.34	32.94	38.98
8 - 9	31.23	31.38	31.45	31.64	31.45	32.48	34.96	31.42	32.88	37.6
9 - 10	32.93	32.09	32.4	32	32.67	32.62	32.51	32.42	32.59	38.62
10 - 11	30.87	31.76	31.59	31.23	32.22	32.61	34.57	31.66	33.09	38.18
11 - 12	31.26	32.39	30.15	30.84	32.26	33.04	33.52	31.55	33.18	37.84
12 - 13	31.59	30.25	33.05	32.53	32.69	32.37	33.32	32.1	32.68	38.6
13 - 14	32.01	33.89	31.23	32.41	28.52	33.08	32.92	30.87	33.04	38.18
14 - 15	31.98	31.98	31.27	30.8	29.19	32.28	31.68	30.75	32.09	38
15 - 16	31.81	31.73	31.25	30.84	30.08	32.64	32.72	30.89	32.66	37.7
16 - 17	32.33	32.47	31.2	31.77	31.98	32.37	32.93	31.95	32.54	38.64
17 - 18	32.3	32.06	32.12	32.15	31.78	33.1	33.59	32.02	33.24	38.68
18 - 19	32.68	32.14	33.41	33.35	33.02	32.67	33.88	32.89	33.03	39.92
19 - 20	32.9	32.91	33.14	33.14	32.46	32.77	32.84	32.81	32.79	39.94
20 - 21	31.75	33.28	31.36	31.98	32.17	32.6	31.45	32.1	32.29	38.94
21 - 22	31.76	32.24	31.41	32.81	32.53	32.5	34.47	32.2	33.03	39.52
22 - 23	34.4	33.16	32.88	33.58	31.37	33.13	32.26	32.56	32.85	40.54
23 - 24	33.13	32.33	32.86	31.95	34.38	33.44	31	33.42	33.07	42.3

Incoming Monthly Speeds
Tithe Barn Lane (A28 facing) June 2022

from Fri-Apr-22-2022-10-00-AM to Tue-Jun-21-2022-11-59-AM

Hour	May 2022							Week Day Avg	Weekend Avg	Week Day 85% Avg Speed
	Monday	Tuesday	Wednesday	Thursday	Friday	Saturday	Sunday			
0 - 1	33.56	32.05	31.43	35.18	35.36	32.57	30.77	33.17	31.35	42.58
1 - 2	33.67	30.75	35.67	30	32	34.17	34.55	32.34	34.44	39.66
2 - 3	35.75	30.88	27	37	30	29	37	32.57	34.65	38.16
3 - 4	28.43	30.33	34.5	25	14	32	32	26.83	32	36.5
4 - 5	33.5	33.43	32.83	36	28.5	29.14	33.83	32.81	32.11	41
5 - 6	32.14	33	34.13	35.13	31.38	32.43	32.48	33.05	32.46	43.1
6 - 7	33.06	33.78	34.17	31.2	33.95	34.88	33.97	33.32	34.37	41.04
7 - 8	33.32	32.4	32.02	31.59	32.48	32.53	35.77	32.41	34.18	39.18
8 - 9	31.37	30.87	30.99	31.72	31.89	31.02	33.25	31.28	32.21	37.28
9 - 10	32.74	31.98	32.74	31.91	32.49	31.82	33.82	32.35	32.96	38.74
10 - 11	32.42	30.82	31.93	32.59	32.24	30.96	33.09	32.07	32.18	38.76
11 - 12	32.49	31.2	32.45	31.96	32.21	31.34	32.03	32.13	31.79	38.76
12 - 13	32.14	31.87	32.63	32.02	32.85	32.43	32.71	32.27	32.61	38.72
13 - 14	32.04	32.45	31.38	32.42	30.49	30.63	32.38	31.75	31.71	38.36
14 - 15	31.62	32.37	30.45	31.41	32.83	28.12	33.02	31.71	31.14	38.24
15 - 16	31.48	30.94	29.93	30.27	30.81	32.65	32.72	30.71	32.7	37.26
16 - 17	32.48	30.88	30.74	30.05	31.68	31.17	32.83	31.29	32.21	37.98
17 - 18	32.12	32	30.96	31.59	32.23	32.12	32.79	31.8	32.55	38.78
18 - 19	32.42	32.77	32.36	32.1	31.17	32.15	32.63	32.18	32.46	38.98
19 - 20	32.16	34.05	31.33	33.29	32.96	32.72	33.55	32.68	33.24	39.62
20 - 21	31.61	33.33	31.35	31.61	32.08	32.06	32.15	31.93	32.12	39.52
21 - 22	32.45	33.02	31.43	32.29	34.31	32.78	32.21	32.64	32.42	40.5
22 - 23	33.08	34.12	32.13	34.18	32.7	31.82	32.46	33.2	32.16	39.78
23 - 24	33.11	35.82	33.18	32.97	32.06	30.45	31.98	33.14	31.4	41.7

Hour	Jun 2022							Week Day Avg	Weekend Avg	Week Day 85% Avg Speed
	Monday	Tuesday	Wednesday	Thursday	Friday	Saturday	Sunday			
0 - 1	0	0	0	0	0	0	0	0	0	0
1 - 2	0	0	0	0	0	0	0	0	0	0
2 - 3	0	0	0	0	0	0	0	0	0	0
3 - 4	0	0	0	0	0	0	0	0	0	0
4 - 5	0	0	0	0	0	0	0	0	0	0
5 - 6	0	0	0	0	0	0	0	0	0	0
6 - 7	0	0	0	0	0	0	0	0	0	0
7 - 8	0	0	0	0	0	0	0	0	0	0
8 - 9	0	0	0	0	0	0	0	0	0	0
9 - 10	0	0	0	0	0	0	0	0	0	0
10 - 11	0	0	0	0	0	0	0	0	0	0
11 - 12	0	0	0	0	0	0	0	0	0	0
12 - 13	0	0	0	0	0	0	0	0	0	0
13 - 14	0	0	0	0	0	0	0	0	0	0
14 - 15	0	0	0	0	0	0	0	0	0	0
15 - 16	0	0	0	0	0	0	0	0	0	0
16 - 17	0	0	0	0	0	0	0	0	0	0
17 - 18	0	0	0	0	0	0	0	0	0	0
18 - 19	0	0	0	0	0	0	0	0	0	0
19 - 20	0	0	0	0	0	0	0	0	0	0
20 - 21	0	0	0	0	0	0	0	0	0	0
21 - 22	0	0	0	0	0	0	0	0	0	0
22 - 23	0	0	0	0	0	0	0	0	0	0
23 - 24	0	0	0	0	0	0	0	0	0	0

Incoming Weekly EightyFifthSpeeds
Tithe Barn Lane (A28 facing) June 2022

from Fri-Apr-22-2022-10-00-AM to Tue-Jun-21-2022-11-59-AM

	18/04/2022	to	24/04/2022							
	Monday	Tuesday	Wednesday	Thursday	Friday	Saturday	Sunday	Week	Weekend	Week Day 85%
Hour	18/04/2022	19/04/2022	20/04/2022	21/04/2022	22/04/2022	23/04/2022	24/04/2022	Day Avg	Avg	Avg Speed
0 - 1	*	*	*	*	*	38.9	42.5	0	40.7	0
1 - 2	*	*	*	*	*	32.5	42.5	0	37.5	0
2 - 3	*	*	*	*	*	37.5	47.5	0	42.5	0
3 - 4	*	*	*	*	*	37.5	35	0	36.25	0
4 - 5	*	*	*	*	*	36.7	43.3	0	40	0
5 - 6	*	*	*	*	*	33.8	40	0	36.9	0
6 - 7	*	*	*	*	*	39	38.8	0	38.9	0
7 - 8	*	*	*	*	*	41	43.3	0	42.15	0
8 - 9	*	*	*	*	*	39.2	41.1	0	40.15	0
9 - 10	*	*	*	*	35	39.8	39.4	35	39.6	35
10 - 11	*	*	*	*	39.3	38.7	40	39.3	39.35	39.3
11 - 12	*	*	*	*	39.7	39.2	39.6	39.7	39.4	39.7
12 - 13	*	*	*	*	40	39.1	39.6	40	39.35	40
13 - 14	*	*	*	*	33	39.4	39.9	33	39.65	33
14 - 15	*	*	*	*	34.4	39.2	38	34.4	38.6	34.4
15 - 16	*	*	*	*	37.6	39.3	39.5	37.6	39.4	37.6
16 - 17	*	*	*	*	38.6	39.3	39.8	38.6	39.55	38.6
17 - 18	*	*	*	*	38.6	39.4	39.7	38.6	39.55	38.6
18 - 19	*	*	*	*	39.8	39.3	40.5	39.8	39.9	39.8
19 - 20	*	*	*	*	38.8	39.2	40.3	38.8	39.75	38.8
20 - 21	*	*	*	*	38.6	38.4	39.2	38.6	38.8	38.6
21 - 22	*	*	*	*	39.4	39.1	42.1	39.4	40.6	39.4
22 - 23	*	*	*	*	39.1	41.2	39.5	39.1	40.35	39.1
23 - 24	*	*	*	*	43	38.8	35	43	36.9	43
Totals	0	0	0	0	574.9	925.5	966.1			
% of Total	0%	0%	0%	0%	23.31%	37.52%	39.17%			

Incoming Weekly EightyFifthSpeeds
Tithe Barn Lane (A28 facing) June 2022

from Fri-Apr-22-2022-10-00-AM to Tue-Jun-21-2022-11-59-AM

	25/04/2022	to	01/05/2022							
	Monday	Tuesday	Wednesday	Thursday	Friday	Saturday	Sunday	Week	Weekend	Week Day 85%
Hour	25/04/2022	26/04/2022	27/04/2022	28/04/2022	29/04/2022	30/04/2022	01/05/2022	Day Avg	Avg	Avg Speed
0 - 1	45	42.5	35	40	45	39.3	38	41.5	38.65	41.5
1 - 2	40	30	42.5	40	42.5	37.5	45	39	41.25	39
2 - 3	42.5	40	40	40	38.8	35	52.5	40.26	43.75	40.26
3 - 4	50	42.5	40	35	0	47.5	45	41.88	46.25	41.88
4 - 5	42.5	30	37.5	43.3	35	35	30	37.66	32.5	37.66
5 - 6	43.3	43.8	40	42.5	45	42.5	45	42.92	43.75	42.92
6 - 7	39.4	40	42	41.1	39.2	38.5	42.5	40.34	40.5	40.34
7 - 8	39.4	39.6	38.9	38.8	38.2	39.4	43.6	38.98	41.5	38.98
8 - 9	37.5	37.6	37.5	37.5	37.9	38.8	40	37.6	39.4	37.6
9 - 10	39	38.7	38.7	38.1	38.7	38.3	40.9	38.64	39.6	38.64
10 - 11	37.6	38.2	37.9	38	39.1	39.6	39	38.16	39.3	38.16
11 - 12	37.7	38.9	35.7	37.9	38.5	39.3	38.9	37.74	39.1	37.74
12 - 13	37.7	37.5	39.6	39	38.6	39	39.1	38.48	39.05	38.48
13 - 14	38.9	39.9	38.1	38.7	37.7	40.2	39	38.66	39.6	38.66
14 - 15	39.1	38.4	37.6	37.8	38.7	38.1	39.5	38.32	38.8	38.32
15 - 16	38	38.4	37.9	37.2	36.5	39.1	39.1	37.6	39.1	37.6
16 - 17	38.4	39.1	38.4	38.6	38.8	38.7	40.8	38.66	39.75	38.66
17 - 18	38.8	38.3	38.7	38.9	38.8	40.4	40.8	38.7	40.6	38.7
18 - 19	39.4	39.4	40	41.3	39.1	39.7	39.8	39.84	39.75	39.84
19 - 20	39.2	39.7	40	41.6	39.5	40	39.9	40	39.95	40
20 - 21	38.5	40.4	38	38.8	39.1	40.4	39.6	38.96	40	38.96
21 - 22	38.8	40.5	38.8	40	39.5	39.7	39.1	39.52	39.4	39.52
22 - 23	41.7	40	40.8	40	41.4	40.7	38.6	40.78	39.65	40.78
23 - 24	41.7	42.5	40	45	41.9	39.6	37.5	42.22	38.55	42.22
Totals	964.1	935.9	933.6	949.1	907.5	946.3	973.2			
% of Total	14.59%	14.16%	14.12%	14.36%	13.73%	14.32%	14.72%			

Incoming Weekly EightyFifthSpeeds
Tithe Barn Lane (A28 facing) June 2022

from Fri-Apr-22-2022-10-00-AM to Tue-Jun-21-2022-11-59-AM

	02/05/2022	to	08/05/2022							
	Monday	Tuesday	Wednesday	Thursday	Friday	Saturday	Sunday	Week	Weekend	Week Day 85%
Hour	02/05/2022	03/05/2022	04/05/2022	05/05/2022	06/05/2022	07/05/2022	08/05/2022	Day Avg	Avg	Avg Speed
0 - 1	42.5	42.5	41.2	41.7	45	38.3	38.3	42.58	38.3	42.58
1 - 2	40	40	40	37.5	40	40	43.3	39.5	41.65	39.5
2 - 3	37.5	35	35	42.5	35	40	38.3	37	39.15	37
3 - 4	35	30	50	35	20	40	40	34	40	34
4 - 5	42.5	40	45	45	35	40	43.8	41.5	41.9	41.5
5 - 6	37.5	42.5	42	50	42.5	43.3	38.3	42.9	40.8	42.9
6 - 7	41	41.5	42.1	39.4	41.8	40	42.5	41.16	41.25	41.16
7 - 8	43	39.8	38.8	39.1	39.1	40.8	42.3	39.96	41.55	39.96
8 - 9	41	37.3	37.1	37.3	37.3	39	39.1	38	39.05	38
9 - 10	40.3	38.4	38.7	38.5	39	38.5	41.7	38.98	40.1	38.98
10 - 11	38.6	37.9	39.4	38.6	38.9	38	39.6	38.68	38.8	38.68
11 - 12	39.1	37.9	38.9	39.3	38.8	37.8	38.3	38.8	38.05	38.8
12 - 13	39.1	38.1	38.6	38.5	39.7	38.6	40.2	38.8	39.4	38.8
13 - 14	38.5	38.4	37.8	38.8	38.3	38.9	40	38.36	39.45	38.36
14 - 15	39	38.9	36.7	38	39.1	38	38.8	38.34	38.4	38.34
15 - 16	40.8	36.6	37.2	37.1	37.2	39.4	39.5	37.78	39.45	37.78
16 - 17	38.9	37.9	37.5	37.6	38.3	38.5	39	38.04	38.75	38.04
17 - 18	39.9	38.7	38.5	38.3	39.2	38.6	40.7	38.92	39.65	38.92
18 - 19	39.7	39.6	39	38.5	38.8	39.1	39.8	39.12	39.45	39.12
19 - 20	39.9	39.7	39.1	39.8	40.2	39.1	41.2	39.74	40.15	39.74
20 - 21	39.4	41.7	39.1	38.6	39.2	39	39.6	39.6	39.3	39.6
21 - 22	41.1	42.2	38.5	39.2	41.9	40.6	38.9	40.58	39.75	40.58
22 - 23	39	41.7	37.7	42	39.2	38.6	40	39.92	39.3	39.92
23 - 24	43.8	43.8	43.3	40	39.4	37.1	42.5	42.06	39.8	42.06
Totals	957.1	940.1	951.2	950.3	922.9	941.2	965.7			
% of Total	14.44%	14.18%	14.35%	14.34%	13.92%	14.2%	14.57%			

Incoming Weekly EightyFifthSpeeds
Tithe Barn Lane (A28 facing) June 2022

from Fri-Apr-22-2022-10-00-AM to Tue-Jun-21-2022-11-59-AM

	09/05/2022	to	15/05/2022							
	Monday	Tuesday	Wednesday	Thursday	Friday	Saturday	Sunday	Week	Weekend	Week Day 85%
Hour	09/05/2022	10/05/2022	11/05/2022	12/05/2022	13/05/2022	14/05/2022	15/05/2022	Day Avg	Avg	Avg Speed
0 - 1	35	40	0	0	0	0	0	37.5	0	37.5
1 - 2	45	35	0	0	0	0	0	40	0	40
2 - 3	40	38.3	0	0	0	0	0	39.15	0	39.15
3 - 4	35	42.5	0	0	0	0	0	38.75	0	38.75
4 - 5	35	40	0	0	0	0	0	37.5	0	37.5
5 - 6	42.5	40	0	0	0	0	0	41.25	0	41.25
6 - 7	41.1	40.8	0	0	0	0	0	40.95	0	40.95
7 - 8	38.8	38.5	0	0	0	0	0	38.65	0	38.65
8 - 9	36.8	36.6	0	0	0	0	0	36.7	0	36.7
9 - 10	38.8	38.2	0	0	0	0	0	38.5	0	38.5
10 - 11	39.5	0	0	0	0	0	0	39.5	0	39.5
11 - 12	38.7	0	0	0	0	0	0	38.7	0	38.7
12 - 13	38	0	0	0	0	0	0	38	0	38
13 - 14	38.6	0	0	0	0	0	0	38.6	0	38.6
14 - 15	37.9	0	0	0	0	0	0	37.9	0	37.9
15 - 16	35.9	0	0	0	0	0	0	35.9	0	35.9
16 - 17	38.5	0	0	0	0	0	0	38.5	0	38.5
17 - 18	38.8	0	0	0	0	0	0	38.8	0	38.8
18 - 19	38.5	0	0	0	0	0	0	38.5	0	38.5
19 - 20	38.7	0	0	0	0	0	0	38.7	0	38.7
20 - 21	38.8	0	0	0	0	0	0	38.8	0	38.8
21 - 22	40	0	0	0	0	0	0	40	0	40
22 - 23	38.1	0	0	0	0	0	0	38.1	0	38.1
23 - 24	39.4	0	0	0	0	0	0	39.4	0	39.4
Totals	927.4	389.9	0	0	0	0	0			
% of Total	70.4%	29.6%	0%	0%	0%	0%	0%			

	16/05/2022	to	22/05/2022							
	Monday	Tuesday	Wednesday	Thursday	Friday	Saturday	Sunday	Week	Weekend	Week Day 85%
Hour	16/05/2022	17/05/2022	18/05/2022	19/05/2022	20/05/2022	21/05/2022	22/05/2022	Day Avg	Avg	Avg Speed
0 - 1	0	0	0	0	0	0	0	0	0	0
1 - 2	0	0	0	0	0	0	0	0	0	0
2 - 3	0	0	0	0	0	0	0	0	0	0
3 - 4	0	0	0	0	0	0	0	0	0	0
4 - 5	0	0	0	0	0	0	0	0	0	0
5 - 6	0	0	0	0	0	0	0	0	0	0
6 - 7	0	0	0	0	0	0	0	0	0	0
7 - 8	0	0	0	0	0	0	0	0	0	0
8 - 9	0	0	0	0	0	0	0	0	0	0
9 - 10	0	0	0	0	0	0	0	0	0	0
10 - 11	0	0	0	0	0	0	0	0	0	0
11 - 12	0	0	0	0	0	0	0	0	0	0
12 - 13	0	0	0	0	0	0	0	0	0	0
13 - 14	0	0	0	0	0	0	0	0	0	0
14 - 15	0	0	0	0	0	0	0	0	0	0
15 - 16	0	0	0	0	0	0	0	0	0	0
16 - 17	0	0	0	0	0	0	0	0	0	0
17 - 18	0	0	0	0	0	0	0	0	0	0
18 - 19	0	0	0	0	0	0	0	0	0	0
19 - 20	0	0	0	0	0	0	0	0	0	0
20 - 21	0	0	0	0	0	0	0	0	0	0
21 - 22	0	0	0	0	0	0	0	0	0	0
22 - 23	0	0	0	0	0	0	0	0	0	0
23 - 24	0	0	0	0	0	0	0	0	0	0
Totals	0	0	0	0	0	0	0			
% of Total	0%	0%	0%	0%	0%	0%	0%			

	23/05/2022	to	29/05/2022							
	Monday	Tuesday	Wednesday	Thursday	Friday	Saturday	Sunday	Week	Weekend	Week Day 85%
Hour	23/05/2022	24/05/2022	25/05/2022	26/05/2022	27/05/2022	28/05/2022	29/05/2022	Day Avg	Avg	Avg Speed
0 - 1	0	0	0	0	0	0	0	0	0	0
1 - 2	0	0	0	0	0	0	0	0	0	0
2 - 3	0	0	0	0	0	0	0	0	0	0
3 - 4	0	0	0	0	0	0	0	0	0	0
4 - 5	0	0	0	0	0	0	0	0	0	0
5 - 6	0	0	0	0	0	0	0	0	0	0
6 - 7	0	0	0	0	0	0	0	0	0	0
7 - 8	0	0	0	0	0	0	0	0	0	0
8 - 9	0	0	0	0	0	0	0	0	0	0
9 - 10	0	0	0	0	0	0	0	0	0	0
10 - 11	0	0	0	0	0	0	0	0	0	0
11 - 12	0	0	0	0	0	0	0	0	0	0
12 - 13	0	0	0	0	0	0	0	0	0	0
13 - 14	0	0	0	0	0	0	0	0	0	0
14 - 15	0	0	0	0	0	0	0	0	0	0
15 - 16	0	0	0	0	0	0	0	0	0	0
16 - 17	0	0	0	0	0	0	0	0	0	0
17 - 18	0	0	0	0	0	0	0	0	0	0
18 - 19	0	0	0	0	0	0	0	0	0	0
19 - 20	0	0	0	0	0	0	0	0	0	0
20 - 21	0	0	0	0	0	0	0	0	0	0
21 - 22	0	0	0	0	0	0	0	0	0	0
22 - 23	0	0	0	0	0	0	0	0	0	0
23 - 24	0	0	0	0	0	0	0	0	0	0
Totals	0	0	0	0	0	0	0			
% of Total	0%	0%	0%	0%	0%	0%	0%			

	30/05/2022	to	05/06/2022							
	Monday	Tuesday	Wednesday	Thursday	Friday	Saturday	Sunday	Week	Weekend	Week Day 85%
Hour	30/05/2022	31/05/2022	01/06/2022	02/06/2022	03/06/2022	04/06/2022	05/06/2022	Day Avg	Avg	Avg Speed
0 - 1	0	0	0	0	0	0	0	0	0	0
1 - 2	0	0	0	0	0	0	0	0	0	0
2 - 3	0	0	0	0	0	0	0	0	0	0
3 - 4	0	0	0	0	0	0	0	0	0	0
4 - 5	0	0	0	0	0	0	0	0	0	0
5 - 6	0	0	0	0	0	0	0	0	0	0
6 - 7	0	0	0	0	0	0	0	0	0	0
7 - 8	0	0	0	0	0	0	0	0	0	0
8 - 9	0	0	0	0	0	0	0	0	0	0
9 - 10	0	0	0	0	0	0	0	0	0	0
10 - 11	0	0	0	0	0	0	0	0	0	0
11 - 12	0	0	0	0	0	0	0	0	0	0
12 - 13	0	0	0	0	0	0	0	0	0	0
13 - 14	0	0	0	0	0	0	0	0	0	0
14 - 15	0	0	0	0	0	0	0	0	0	0
15 - 16	0	0	0	0	0	0	0	0	0	0
16 - 17	0	0	0	0	0	0	0	0	0	0
17 - 18	0	0	0	0	0	0	0	0	0	0
18 - 19	0	0	0	0	0	0	0	0	0	0
19 - 20	0	0	0	0	0	0	0	0	0	0
20 - 21	0	0	0	0	0	0	0	0	0	0
21 - 22	0	0	0	0	0	0	0	0	0	0
22 - 23	0	0	0	0	0	0	0	0	0	0
23 - 24	0	0	0	0	0	0	0	0	0	0
Totals	0	0	0	0	0	0	0			
% of Total	0%	0%	0%	0%	0%	0%	0%			

	06/06/2022	to	12/06/2022							
	Monday	Tuesday	Wednesday	Thursday	Friday	Saturday	Sunday	Week	Weekend	Week Day 85%
Hour	06/06/2022	07/06/2022	08/06/2022	09/06/2022	10/06/2022	11/06/2022	12/06/2022	Day Avg	Avg	Avg Speed
0 - 1	0	0	0	0	0	0	0	0	0	0
1 - 2	0	0	0	0	0	0	0	0	0	0
2 - 3	0	0	0	0	0	0	0	0	0	0
3 - 4	0	0	0	0	0	0	0	0	0	0
4 - 5	0	0	0	0	0	0	0	0	0	0
5 - 6	0	0	0	0	0	0	0	0	0	0
6 - 7	0	0	0	0	0	0	0	0	0	0
7 - 8	0	0	0	0	0	0	0	0	0	0
8 - 9	0	0	0	0	0	0	0	0	0	0
9 - 10	0	0	0	0	0	0	0	0	0	0
10 - 11	0	0	0	0	0	0	0	0	0	0
11 - 12	0	0	0	0	0	0	0	0	0	0
12 - 13	0	0	0	0	0	0	0	0	0	0
13 - 14	0	0	0	0	0	0	0	0	0	0
14 - 15	0	0	0	0	0	0	0	0	0	0
15 - 16	0	0	0	0	0	0	0	0	0	0
16 - 17	0	0	0	0	0	0	0	0	0	0
17 - 18	0	0	0	0	0	0	0	0	0	0
18 - 19	0	0	0	0	0	0	0	0	0	0
19 - 20	0	0	0	0	0	0	0	0	0	0
20 - 21	0	0	0	0	0	0	0	0	0	0
21 - 22	0	0	0	0	0	0	0	0	0	0
22 - 23	0	0	0	0	0	0	0	0	0	0
23 - 24	0	0	0	0	0	0	0	0	0	0
Totals	0	0	0	0	0	0	0			
% of Total	0%	0%	0%	0%	0%	0%	0%			

	13/06/2022	to	19/06/2022							
	Monday	Tuesday	Wednesday	Thursday	Friday	Saturday	Sunday	Week	Weekend	Week Day 85%
Hour	13/06/2022	14/06/2022	15/06/2022	16/06/2022	17/06/2022	18/06/2022	19/06/2022	Day Avg	Avg	Avg Speed
0 - 1	0	0	0	0	0	0	0	0	0	0
1 - 2	0	0	0	0	0	0	0	0	0	0
2 - 3	0	0	0	0	0	0	0	0	0	0
3 - 4	0	0	0	0	0	0	0	0	0	0
4 - 5	0	0	0	0	0	0	0	0	0	0
5 - 6	0	0	0	0	0	0	0	0	0	0
6 - 7	0	0	0	0	0	0	0	0	0	0
7 - 8	0	0	0	0	0	0	0	0	0	0
8 - 9	0	0	0	0	0	0	0	0	0	0
9 - 10	0	0	0	0	0	0	0	0	0	0
10 - 11	0	0	0	0	0	0	0	0	0	0
11 - 12	0	0	0	0	0	0	0	0	0	0
12 - 13	0	0	0	0	0	0	0	0	0	0
13 - 14	0	0	0	0	0	0	0	0	0	0
14 - 15	0	0	0	0	0	0	0	0	0	0
15 - 16	0	0	0	0	0	0	0	0	0	0
16 - 17	0	0	0	0	0	0	0	0	0	0
17 - 18	0	0	0	0	0	0	0	0	0	0
18 - 19	0	0	0	0	0	0	0	0	0	0
19 - 20	0	0	0	0	0	0	0	0	0	0
20 - 21	0	0	0	0	0	0	0	0	0	0
21 - 22	0	0	0	0	0	0	0	0	0	0
22 - 23	0	0	0	0	0	0	0	0	0	0
23 - 24	0	0	0	0	0	0	0	0	0	0
Totals	0	0	0	0	0	0	0			
% of Total	0%	0%	0%	0%	0%	0%	0%			

	20/06/2022	to	26/06/2022							
	Monday	Tuesday	Wednesday	Thursday	Friday	Saturday	Sunday	Week	Weekend	Week Day 85%
Hour	20/06/2022	21/06/2022	22/06/2022	23/06/2022	24/06/2022	25/06/2022	26/06/2022	Day Avg	Avg	Avg Speed
0 - 1	0	0	*	*	*	*	*	0	0	0
1 - 2	0	0	*	*	*	*	*	0	0	0
2 - 3	0	0	*	*	*	*	*	0	0	0
3 - 4	0	0	*	*	*	*	*	0	0	0
4 - 5	0	0	*	*	*	*	*	0	0	0
5 - 6	0	0	*	*	*	*	*	0	0	0
6 - 7	0	0	*	*	*	*	*	0	0	0
7 - 8	0	0	*	*	*	*	*	0	0	0
8 - 9	0	0	*	*	*	*	*	0	0	0
9 - 10	0	0	*	*	*	*	*	0	0	0
10 - 11	0	0	*	*	*	*	*	0	0	0
11 - 12	0	0	*	*	*	*	*	0	0	0
12 - 13	0	*	*	*	*	*	*	0	0	0
13 - 14	0	*	*	*	*	*	*	0	0	0
14 - 15	0	*	*	*	*	*	*	0	0	0
15 - 16	0	*	*	*	*	*	*	0	0	0
16 - 17	0	*	*	*	*	*	*	0	0	0
17 - 18	0	*	*	*	*	*	*	0	0	0
18 - 19	0	*	*	*	*	*	*	0	0	0
19 - 20	0	*	*	*	*	*	*	0	0	0
20 - 21	0	*	*	*	*	*	*	0	0	0
21 - 22	0	*	*	*	*	*	*	0	0	0
22 - 23	0	*	*	*	*	*	*	0	0	0
23 - 24	0	*	*	*	*	*	*	0	0	0
Totals	0	0	0	0	0	0	0			
% of Total	0%	0%	0%	0%	0%	0%	0%			

Hour	Apr 2022							Week Day Avg	Weekend Avg	Week Day 85% Avg Speed
	Monday	Tuesday	Wednesday	Thursday	Friday	Saturday	Sunday			
0 - 1	45	42.5	35	40	45	39.1	42.5	41.5	40.8	41.5
1 - 2	40	30	42.5	40	42.5	35	42.5	39	38.75	39
2 - 3	42.5	40	40	40	38.8	35	47.5	40.26	41.25	40.26
3 - 4	50	42.5	40	35	0	40	35	41.88	37.5	41.88
4 - 5	42.5	30	37.5	43.3	35	36.7	43.3	37.66	40	37.66
5 - 6	43.3	43.8	40	42.5	45	40	40	42.92	40	42.92
6 - 7	39.4	40	42	41.1	39.2	38.8	38.8	40.34	38.8	40.34
7 - 8	39.4	39.6	38.9	38.8	38.2	40	43.3	38.98	41.65	38.98
8 - 9	37.5	37.6	37.5	37.5	37.9	39.1	41.1	37.6	40.1	37.6
9 - 10	39	38.7	38.7	38.1	38.6	39.1	39.4	38.62	39.25	38.62
10 - 11	37.6	38.2	37.9	38	39.2	39.1	40	38.18	39.55	38.18
11 - 12	37.7	38.9	35.7	37.9	39	39.3	39.6	37.84	39.45	37.84
12 - 13	37.7	37.5	39.6	39	39.2	39.1	39.6	38.6	39.35	38.6
13 - 14	38.9	39.9	38.1	38.7	35.3	39.7	39.9	38.18	39.8	38.18
14 - 15	39.1	38.4	37.6	37.8	37.1	38.7	38	38	38.35	38
15 - 16	38	38.4	37.9	37.2	37	39.2	39.5	37.7	39.35	37.7
16 - 17	38.4	39.1	38.4	38.6	38.7	38.9	39.8	38.64	39.35	38.64
17 - 18	38.8	38.3	38.7	38.9	38.7	39.8	39.7	38.68	39.75	38.68
18 - 19	39.4	39.4	40	41.3	39.5	39.5	40.5	39.92	40	39.92
19 - 20	39.2	39.7	40	41.6	39.2	39.5	40.3	39.94	39.9	39.94
20 - 21	38.5	40.4	38	38.8	39	39.3	39.2	38.94	39.25	38.94
21 - 22	38.8	40.5	38.8	40	39.5	39.4	42.1	39.52	40.75	39.52
22 - 23	41.7	40	40.8	40	40.2	41	39.5	40.54	40.25	40.54
23 - 24	41.7	42.5	40	45	42.3	39.2	35	42.3	37.1	42.3

Hour	May 2022							Week Day Avg	Weekend Avg	Week Day 85% Avg Speed
	Monday	Tuesday	Wednesday	Thursday	Friday	Saturday	Sunday			
0 - 1	43.3	41.7	41.2	41.7	45	38.3	37.5	42.58	37.9	42.58
1 - 2	42.5	38.3	40	37.5	40	40	43.6	39.66	41.8	39.66
2 - 3	40	38.3	35	42.5	35	40	50	38.16	45	38.16
3 - 4	35	42.5	50	35	20	40	42.5	36.5	41.25	36.5
4 - 5	40	40	45	45	35	40	42.5	41	41.25	41
5 - 6	40	41	42	50	42.5	43.3	41.7	43.1	42.5	43.1
6 - 7	40.7	41.2	42.1	39.4	41.8	40	42.5	41.04	41.25	41.04
7 - 8	39.6	39.3	38.8	39.1	39.1	40.8	42.5	39.18	41.65	39.18
8 - 9	37.7	37	37.1	37.3	37.3	39	39.5	37.28	39.25	37.28
9 - 10	39.2	38.3	38.7	38.5	39	38.5	41.3	38.74	39.9	38.74
10 - 11	39	37.9	39.4	38.6	38.9	38	39.3	38.76	38.65	38.76
11 - 12	38.9	37.9	38.9	39.3	38.8	37.8	38.6	38.76	38.2	38.76
12 - 13	38.7	38.1	38.6	38.5	39.7	38.6	39.5	38.72	39.05	38.72
13 - 14	38.5	38.4	37.8	38.8	38.3	38.9	39.4	38.36	39.15	38.36
14 - 15	38.5	38.9	36.7	38	39.1	38	39.2	38.24	38.6	38.24
15 - 16	38.2	36.6	37.2	37.1	37.2	39.4	39.3	37.26	39.35	37.26
16 - 17	38.6	37.9	37.5	37.6	38.3	38.5	39.7	37.98	39.1	37.98
17 - 18	39.2	38.7	38.5	38.3	39.2	38.6	40.7	38.78	39.65	38.78
18 - 19	39	39.6	39	38.5	38.8	39.1	39.8	38.98	39.45	38.98
19 - 20	39.3	39.7	39.1	39.8	40.2	39.1	40.5	39.62	39.8	39.62
20 - 21	39	41.7	39.1	38.6	39.2	39	39.6	39.52	39.3	39.52
21 - 22	40.7	42.2	38.5	39.2	41.9	40.6	38.9	40.5	39.75	40.5
22 - 23	38.3	41.7	37.7	42	39.2	38.6	39.1	39.78	38.85	39.78
23 - 24	42	43.8	43.3	40	39.4	37.1	39.1	41.7	38.1	41.7

Hour	Jun 2022							Week Day Avg	Weekend Avg	Week Day 85% Avg Speed
	Monday	Tuesday	Wednesday	Thursday	Friday	Saturday	Sunday			
0 - 1	0	0	0	0	0	0	0	0	0	0
1 - 2	0	0	0	0	0	0	0	0	0	0
2 - 3	0	0	0	0	0	0	0	0	0	0
3 - 4	0	0	0	0	0	0	0	0	0	0
4 - 5	0	0	0	0	0	0	0	0	0	0
5 - 6	0	0	0	0	0	0	0	0	0	0
6 - 7	0	0	0	0	0	0	0	0	0	0
7 - 8	0	0	0	0	0	0	0	0	0	0
8 - 9	0	0	0	0	0	0	0	0	0	0
9 - 10	0	0	0	0	0	0	0	0	0	0
10 - 11	0	0	0	0	0	0	0	0	0	0
11 - 12	0	0	0	0	0	0	0	0	0	0
12 - 13	0	0	0	0	0	0	0	0	0	0
13 - 14	0	0	0	0	0	0	0	0	0	0
14 - 15	0	0	0	0	0	0	0	0	0	0
15 - 16	0	0	0	0	0	0	0	0	0	0
16 - 17	0	0	0	0	0	0	0	0	0	0
17 - 18	0	0	0	0	0	0	0	0	0	0
18 - 19	0	0	0	0	0	0	0	0	0	0
19 - 20	0	0	0	0	0	0	0	0	0	0
20 - 21	0	0	0	0	0	0	0	0	0	0
21 - 22	0	0	0	0	0	0	0	0	0	0
22 - 23	0	0	0	0	0	0	0	0	0	0
23 - 24	0	0	0	0	0	0	0	0	0	0

Starting Hour	Count	Average Speed of all Traffic	Violator Counts	Average Speed of Violators
00:00:00	0	N/A	N/A	N/A
01:00:00	0	N/A	N/A	N/A
02:00:00	0	N/A	N/A	N/A
03:00:00	0	N/A	N/A	N/A
04:00:00	0	N/A	N/A	N/A
05:00:00	0	N/A	N/A	N/A
06:00:00	0	N/A	N/A	N/A
07:00:00	0	N/A	N/A	N/A
08:00:00	0	N/A	N/A	N/A
09:00:00	0	N/A	N/A	N/A
10:00:00	170	11.3	59	39.4
11:00:00	182	10.6	74	39.6
12:00:00	195	11.1	64	40.5
13:00:00	255	6.8	23	39.0
14:00:00	260	6.8	32	39.7
15:00:00	387	5.1	85	39.1
16:00:00	305	6.4	102	38.8
17:00:00	333	6.7	108	39.0
18:00:00	254	9.0	92	39.9
19:00:00	223	9.2	75	39.2
20:00:00	104	14.6	33	38.9
21:00:00	91	16.3	35	39.8
22:00:00	97	14.9	29	39.4
23:00:00	39	26.0	17	41.0
00:00:00	27	23.3	12	40.4
01:00:00	9	27.2	2	42.5
02:00:00	6	29.2	1	37.5
03:00:00	5	27.5	3	37.5
04:00:00	12	24.4	3	37.5
05:00:00	10	25.8	1	42.5
06:00:00	26	26.8	12	38.3
07:00:00	54	20.3	19	40.4
08:00:00	131	12.3	53	39.2
09:00:00	176	10.7	73	39.3
10:00:00	232	9.3	79	39.5
11:00:00	245	8.1	91	38.9
12:00:00	232	9.2	91	39.1
13:00:00	230	8.9	90	39.3
14:00:00	230	9.0	86	39.0
15:00:00	228	8.9	88	39.3
16:00:00	189	9.9	67	39.7
17:00:00	195	10.3	74	39.0
18:00:00	203	10.3	80	40.0
19:00:00	143	12.7	53	39.3
20:00:00	132	12.3	45	39.3
21:00:00	79	17.3	30	39.7
22:00:00	60	22.3	25	40.7
23:00:00	55	20.4	21	38.9
00:00:00	25	28.9	13	39.8
01:00:00	8	34.4	3	44.2
02:00:00	7	24.6	2	42.5

Starting Hour	Count	Average Speed of all Traffic	Violator Counts	Average Speed of Violators
03:00:00	4	33.8	1	47.5
04:00:00	5	39.5	4	41.3
05:00:00	12	29.4	4	40.0
06:00:00	17	30.9	7	37.5
07:00:00	40	26.5	19	42.0
08:00:00	52	17.2	26	39.2
09:00:00	116	15.5	52	39.8
10:00:00	145	12.5	68	39.3
11:00:00	199	9.1	81	39.4
12:00:00	215	9.4	85	39.3
13:00:00	187	11.5	81	39.8
14:00:00	206	8.8	61	39.0
15:00:00	180	11.1	62	39.6
16:00:00	171	11.5	70	39.8
17:00:00	161	13.1	77	40.0
18:00:00	162	11.8	67	39.7
19:00:00	132	13.2	62	39.8
20:00:00	87	16.6	30	39.3
21:00:00	60	17.2	28	40.0
22:00:00	57	20.1	19	40.9
23:00:00	17	22.9	4	40.0
00:00:00	9	33.1	2	45.0
01:00:00	6	30.8	2	40.0
02:00:00	4	36.3	3	39.2
03:00:00	4	37.5	2	45.0
04:00:00	6	35.8	3	40.8
05:00:00	16	29.7	7	42.5
06:00:00	56	18.8	22	39.8
07:00:00	164	11.6	64	39.6
08:00:00	322	6.5	89	39.1
09:00:00	236	7.9	81	39.2
10:00:00	161	9.8	45	38.3
11:00:00	190	9.9	51	39.1
12:00:00	200	9.0	53	38.6
13:00:00	189	8.6	58	38.9
14:00:00	239	9.2	81	40.0
15:00:00	344	5.8	86	39.0
16:00:00	308	7.0	99	39.0
17:00:00	319	6.8	99	39.5
18:00:00	240	9.2	91	39.3
19:00:00	168	11.4	80	39.3
20:00:00	147	11.5	47	39.3
21:00:00	73	17.5	22	39.3
22:00:00	51	22.4	25	40.3
23:00:00	27	25.9	12	40.8
00:00:00	18	24.6	6	41.7
01:00:00	2	35.0	1	42.5
02:00:00	3	25.8	1	37.5
03:00:00	4	28.1	2	42.5
04:00:00	4	23.8	0	0.0
05:00:00	19	26.4	10	42.0

Starting Hour	Count	Average Speed of all Traffic	Violator Counts	Average Speed of Violators
06:00:00	59	20.0	29	39.2
07:00:00	170	11.4	57	40.1
08:00:00	305	6.4	74	38.9
09:00:00	257	6.9	82	39.1
10:00:00	164	11.2	49	39.2
11:00:00	201	9.5	69	39.2
12:00:00	203	9.3	50	39.1
13:00:00	196	10.5	78	39.6
14:00:00	241	8.5	78	39.2
15:00:00	323	6.4	99	39.0
16:00:00	326	7.2	120	39.3
17:00:00	385	5.8	124	38.8
18:00:00	308	6.8	109	39.4
19:00:00	189	11.0	78	39.3
20:00:00	128	13.7	47	40.3
21:00:00	82	18.7	32	40.5
22:00:00	70	20.0	27	40.1
23:00:00	28	27.3	13	40.6
00:00:00	10	25.3	2	37.5
01:00:00	9	26.1	9	39.7
02:00:00	4	25.0	1	37.5
03:00:00	4	36.3	3	39.2
04:00:00	4	25.0	0	0.0
05:00:00	15	27.7	10	39.0
06:00:00	45	21.9	18	40.3
07:00:00	185	10.3	67	39.7
08:00:00	280	6.3	67	38.5
09:00:00	247	8.0	72	39.5
10:00:00	169	10.0	51	38.5
11:00:00	209	7.9	34	38.4
12:00:00	175	10.8	67	39.4
13:00:00	211	8.8	59	38.7
14:00:00	234	7.7	71	38.3
15:00:00	390	5.2	99	38.8
16:00:00	327	7.1	92	39.7
17:00:00	333	6.6	117	39.0
18:00:00	238	8.5	89	39.6
19:00:00	161	12.7	64	40.2
20:00:00	135	12.8	35	39.9
21:00:00	110	15.2	36	39.3
22:00:00	51	24.5	20	40.5
23:00:00	25	26.8	10	39.5
00:00:00	9	27.8	3	39.2
01:00:00	7	32.5	2	42.5
02:00:00	1	32.5	0	0.0
03:00:00	5	31.5	2	40.0
04:00:00	3	35.8	2	40.0
05:00:00	16	27.0	8	41.3
06:00:00	59	19.8	26	40.0
07:00:00	180	9.5	61	39.1
08:00:00	285	6.6	70	38.9

Starting Hour	Count	Average Speed of all Traffic	Violator Counts	Average Speed of Violators
09:00:00	224	8.1	62	38.9
10:00:00	165	11.3	43	39.5
11:00:00	191	10.7	49	39.7
12:00:00	177	10.6	60	39.1
13:00:00	183	10.5	57	39.3
14:00:00	221	8.4	68	38.9
15:00:00	338	5.5	72	38.6
16:00:00	323	7.0	97	39.9
17:00:00	307	6.9	109	39.1
18:00:00	252	9.1	102	40.3
19:00:00	190	11.0	70	40.7
20:00:00	130	12.9	42	39.4
21:00:00	80	18.5	33	39.6
22:00:00	69	17.9	33	39.6
23:00:00	22	26.8	5	44.5
00:00:00	9	34.7	4	42.5
01:00:00	6	33.3	3	45.8
02:00:00	6	30.0	2	37.5
03:00:00	3	18.3	2	37.5
04:00:00	6	25.8	1	37.5
05:00:00	9	34.2	5	42.5
06:00:00	50	20.1	18	39.7
07:00:00	174	10.2	41	39.2
08:00:00	301	6.6	79	39.3
09:00:00	244	7.9	87	38.6
10:00:00	165	10.6	62	39.3
11:00:00	223	8.7	71	38.8
12:00:00	202	9.7	67	39.0
13:00:00	246	7.4	61	39.1
14:00:00	205	10.5	69	39.9
15:00:00	469	4.4	89	39.0
16:00:00	340	6.4	119	39.0
17:00:00	360	6.4	109	39.1
18:00:00	263	8.2	103	39.4
19:00:00	200	10.9	75	40.0
20:00:00	133	13.4	49	39.1
21:00:00	96	16.3	34	39.7
22:00:00	88	19.1	35	40.9
23:00:00	45	20.7	20	40.5
00:00:00	17	26.9	9	38.6
01:00:00	8	29.1	3	37.5
02:00:00	4	31.3	0	0.0
03:00:00	5	38.5	3	44.2
04:00:00	7	25.7	1	42.5
05:00:00	8	28.4	4	40.0
06:00:00	22	26.1	9	38.1
07:00:00	69	17.8	24	39.0
08:00:00	136	12.7	41	40.4
09:00:00	180	9.6	52	38.8
10:00:00	194	11.3	79	40.3
11:00:00	230	9.1	86	39.4

Starting Hour	Count	Average Speed of all Traffic	Violator Counts	Average Speed of Violators
12:00:00	220	10.3	75	40.0
13:00:00	216	9.5	87	40.0
14:00:00	216	8.6	70	38.6
15:00:00	189	10.3	71	39.0
16:00:00	200	9.1	70	38.6
17:00:00	195	10.7	89	39.8
18:00:00	176	11.7	57	39.5
19:00:00	153	13.8	59	41.3
20:00:00	96	15.9	35	40.4
21:00:00	79	18.8	30	39.5
22:00:00	59	21.2	20	40.5
23:00:00	38	24.9	20	40.3
00:00:00	16	28.4	7	37.5
01:00:00	7	35.4	2	45.0
02:00:00	6	40.8	3	50.8
03:00:00	2	32.5	1	42.5
04:00:00	5	18.5	1	37.5
05:00:00	9	35.8	5	41.5
06:00:00	15	31.7	7	41.1
07:00:00	34	26.0	17	41.9
08:00:00	63	21.6	28	40.5
09:00:00	114	15.8	50	39.9
10:00:00	141	12.3	48	39.4
11:00:00	187	10.7	70	39.4
12:00:00	187	8.8	68	38.8
13:00:00	185	11.2	67	39.1
14:00:00	168	10.4	70	39.1
15:00:00	182	10.2	71	39.1
16:00:00	168	12.4	74	39.9
17:00:00	150	12.3	60	39.7
18:00:00	153	13.9	68	40.1
19:00:00	121	14.3	52	39.5
20:00:00	84	16.7	27	40.6
21:00:00	78	16.6	30	39.3
22:00:00	56	20.5	16	40.6
23:00:00	37	23.0	9	39.2
00:00:00	10	32.5	4	40.0
01:00:00	12	34.6	7	42.5
02:00:00	4	35.0	2	37.5
03:00:00	3	24.2	0	0.0
04:00:00	5	38.5	4	40.0
05:00:00	7	29.6	2	37.5
06:00:00	25	29.2	11	39.3
07:00:00	53	24.2	27	41.0
08:00:00	75	18.3	28	40.9
09:00:00	104	14.4	45	39.7
10:00:00	176	10.4	56	38.9
11:00:00	174	10.1	49	40.1
12:00:00	198	9.8	68	39.1
13:00:00	183	9.6	67	38.8
14:00:00	196	9.3	63	39.1

Starting Hour	Count	Average Speed of all Traffic	Violator Counts	Average Speed of Violators
15:00:00	179	11.2	77	39.8
16:00:00	172	10.9	65	39.5
17:00:00	193	10.1	74	39.3
18:00:00	144	13.1	53	40.0
19:00:00	140	12.8	58	40.0
20:00:00	103	14.9	36	40.1
21:00:00	67	21.3	26	40.6
22:00:00	38	22.1	14	40.7
23:00:00	19	34.9	10	41.5
00:00:00	13	33.7	6	40.8
01:00:00	3	32.5	2	37.5
02:00:00	2	32.5	0	0.0
03:00:00	0	N/A	N/A	N/A
04:00:00	4	31.3	1	37.5
05:00:00	22	25.1	9	41.4
06:00:00	58	20.3	32	40.0
07:00:00	185	10.1	70	39.8
08:00:00	318	5.6	72	39.3
09:00:00	218	8.0	63	38.8
10:00:00	175	10.5	51	38.9
11:00:00	183	10.3	51	39.3
12:00:00	189	9.6	50	38.9
13:00:00	213	8.2	75	38.6
14:00:00	238	8.8	78	39.5
15:00:00	332	5.8	69	39.0
16:00:00	327	5.9	82	38.9
17:00:00	347	6.3	102	39.3
18:00:00	246	8.6	87	39.7
19:00:00	173	11.2	76	40.2
20:00:00	127	15.7	51	41.0
21:00:00	61	22.7	21	42.3
22:00:00	53	23.7	22	40.9
23:00:00	22	23.8	11	41.6
00:00:00	21	24.3	7	40.4
01:00:00	3	23.3	2	37.5
02:00:00	3	27.5	0	0.0
03:00:00	2	35.0	1	47.5
04:00:00	6	33.3	3	44.2
05:00:00	19	25.5	9	39.7
06:00:00	56	20.8	27	40.3
07:00:00	164	10.9	52	39.5
08:00:00	323	6.5	76	38.8
09:00:00	255	7.1	86	39.0
10:00:00	174	10.8	58	39.5
11:00:00	189	9.6	69	39.0
12:00:00	179	9.9	58	39.1
13:00:00	205	8.5	55	38.3
14:00:00	250	7.2	53	38.8
15:00:00	415	4.9	93	38.7
16:00:00	314	6.3	77	38.7
17:00:00	356	6.5	111	39.0

Starting Hour	Count	Average Speed of all Traffic	Violator Counts	Average Speed of Violators
18:00:00	259	7.7	86	39.2
19:00:00	175	11.1	65	39.5
20:00:00	149	10.9	46	39.7
21:00:00	95	16.3	31	39.6
22:00:00	48	19.1	14	38.2
23:00:00	32	27.7	10	44.0
00:00:00	11	36.1	6	40.0
01:00:00	6	30.8	2	37.5
02:00:00	4	37.5	2	42.5
03:00:00	5	25.5	1	37.5
04:00:00	6	36.7	4	43.8
05:00:00	15	35.3	8	44.4
06:00:00	55	22.2	23	38.6
07:00:00	178	10.3	65	39.3
08:00:00	320	5.9	73	39.1
09:00:00	278	6.9	79	39.2
10:00:00	167	11.1	63	38.8
11:00:00	184	9.8	58	39.4
12:00:00	202	9.3	73	38.5
13:00:00	181	10.6	59	39.1
14:00:00	245	7.9	71	38.8
15:00:00	395	5.1	90	38.7
16:00:00	319	6.6	82	38.5
17:00:00	360	6.0	104	38.9
18:00:00	261	7.9	77	39.1
19:00:00	173	11.8	69	40.0
20:00:00	134	12.5	44	39.7
21:00:00	74	18.9	27	39.5
22:00:00	59	22.8	28	40.7
23:00:00	33	23.0	13	41.7
00:00:00	16	31.9	7	42.5
01:00:00	4	32.5	2	40.0
02:00:00	4	31.3	1	42.5
03:00:00	4	14.4	0	0.0
04:00:00	10	29.0	2	45.0
05:00:00	18	27.2	5	40.5
06:00:00	54	23.3	26	41.0
07:00:00	160	11.1	61	39.0
08:00:00	292	6.8	69	39.5
09:00:00	260	7.6	85	39.0
10:00:00	176	9.0	64	38.8
11:00:00	212	9.6	64	39.7
12:00:00	223	9.3	78	39.8
13:00:00	220	9.5	64	38.5
14:00:00	249	8.0	101	39.2
15:00:00	401	5.3	86	38.8
16:00:00	356	6.1	102	39.6
17:00:00	359	6.3	126	39.4
18:00:00	264	8.2	63	39.8
19:00:00	176	12.5	64	40.7
20:00:00	139	12.4	46	40.1

Starting Hour	Count	Average Speed of all Traffic	Violator Counts	Average Speed of Violators
21:00:00	88	17.6	29	40.9
22:00:00	86	18.0	31	40.4
23:00:00	36	24.5	12	40.0
00:00:00	23	28.9	6	40.8
01:00:00	13	29.4	5	41.5
02:00:00	5	29.5	2	40.0
03:00:00	3	32.5	1	37.5
04:00:00	6	30.0	2	40.0
05:00:00	13	30.0	4	42.5
06:00:00	25	30.1	13	40.2
07:00:00	67	17.3	20	40.3
08:00:00	115	15.6	37	39.9
09:00:00	186	9.8	58	39.0
10:00:00	224	8.8	61	39.4
11:00:00	221	8.7	53	39.2
12:00:00	234	9.0	78	39.5
13:00:00	221	8.4	77	38.7
14:00:00	219	9.1	63	39.4
15:00:00	186	11.3	66	40.1
16:00:00	192	10.3	60	39.0
17:00:00	178	10.2	59	38.9
18:00:00	160	11.4	51	39.9
19:00:00	148	12.2	51	39.6
20:00:00	117	13.0	38	39.6
21:00:00	86	18.7	36	40.6
22:00:00	91	14.5	28	38.8
23:00:00	33	21.7	9	38.6
00:00:00	31	23.5	6	41.7
01:00:00	26	27.3	11	43.0
02:00:00	7	33.9	3	37.5
03:00:00	5	35.5	2	40.0
04:00:00	8	29.7	4	42.5
05:00:00	10	29.0	2	37.5
06:00:00	20	30.4	10	40.0
07:00:00	38	22.8	25	39.5
08:00:00	66	19.7	23	39.9
09:00:00	124	15.9	53	40.7
10:00:00	166	12.9	67	39.7
11:00:00	177	10.0	55	38.9
12:00:00	220	9.8	84	40.0
13:00:00	201	9.8	71	39.9
14:00:00	172	10.2	62	38.9
15:00:00	162	12.5	64	40.2
16:00:00	166	11.0	58	39.0
17:00:00	153	13.0	63	40.0
18:00:00	156	11.5	53	39.9
19:00:00	119	16.6	54	40.1
20:00:00	107	16.6	39	40.7
21:00:00	67	19.9	23	39.9
22:00:00	46	22.2	18	40.8
23:00:00	23	28.3	10	42.0

Starting Hour	Count	Average Speed of all Traffic	Violator Counts	Average Speed of Violators
00:00:00	3	34.2	1	42.5
01:00:00	3	37.5	2	40.0
02:00:00	3	35.8	2	37.5
03:00:00	3	37.5	2	42.5
04:00:00	7	29.6	1	37.5
05:00:00	14	25.5	9	39.7
06:00:00	56	22.6	23	40.3
07:00:00	165	10.3	60	39.0
08:00:00	304	6.1	63	39.3
09:00:00	239	7.9	81	38.7
10:00:00	171	10.8	57	39.8
11:00:00	208	8.8	66	38.8
12:00:00	181	10.4	54	39.0
13:00:00	194	9.7	52	39.3
14:00:00	246	8.6	66	39.7
15:00:00	322	5.6	52	38.8
16:00:00	317	6.1	106	38.7
17:00:00	269	8.9	84	39.5
18:00:00	247	8.9	74	39.5
19:00:00	171	11.8	57	39.4
20:00:00	118	13.6	39	39.0
21:00:00	83	19.2	30	40.3
22:00:00	63	19.5	15	40.8
23:00:00	25	25.7	11	39.8
00:00:00	8	25.3	2	40.0
01:00:00	6	30.0	1	37.5
02:00:00	4	27.5	1	37.5
03:00:00	6	27.9	4	40.0
04:00:00	2	32.5	1	37.5
05:00:00	13	31.9	4	41.3
06:00:00	58	20.6	24	40.4
07:00:00	173	11.2	48	40.2
08:00:00	323	5.9	68	38.6
09:00:00	239	7.7	68	38.8
10:00:00	0	N/A	N/A	N/A
11:00:00	0	N/A	N/A	N/A
12:00:00	0	N/A	N/A	N/A
13:00:00	0	N/A	N/A	N/A
14:00:00	0	N/A	N/A	N/A
15:00:00	0	N/A	N/A	N/A
16:00:00	0	N/A	N/A	N/A
17:00:00	0	N/A	N/A	N/A
18:00:00	0	N/A	N/A	N/A
19:00:00	0	N/A	N/A	N/A
20:00:00	0	N/A	N/A	N/A
21:00:00	0	N/A	N/A	N/A
22:00:00	0	N/A	N/A	N/A
23:00:00	0	N/A	N/A	N/A
00:00:00	0	N/A	N/A	N/A
01:00:00	0	N/A	N/A	N/A
02:00:00	0	N/A	N/A	N/A

Starting Hour	Count	Average Speed of all Traffic	Violator Counts	Average Speed of Violators
03:00:00	0	N/A	N/A	N/A
04:00:00	0	N/A	N/A	N/A
05:00:00	0	N/A	N/A	N/A
06:00:00	0	N/A	N/A	N/A
07:00:00	0	N/A	N/A	N/A
08:00:00	0	N/A	N/A	N/A
09:00:00	0	N/A	N/A	N/A
10:00:00	0	N/A	N/A	N/A
11:00:00	0	N/A	N/A	N/A
12:00:00	0	N/A	N/A	N/A
13:00:00	0	N/A	N/A	N/A
14:00:00	0	N/A	N/A	N/A
15:00:00	0	N/A	N/A	N/A
16:00:00	0	N/A	N/A	N/A
17:00:00	0	N/A	N/A	N/A
18:00:00	0	N/A	N/A	N/A
19:00:00	0	N/A	N/A	N/A
20:00:00	0	N/A	N/A	N/A
21:00:00	0	N/A	N/A	N/A
22:00:00	0	N/A	N/A	N/A
23:00:00	0	N/A	N/A	N/A
00:00:00	0	N/A	N/A	N/A
01:00:00	0	N/A	N/A	N/A
02:00:00	0	N/A	N/A	N/A
03:00:00	0	N/A	N/A	N/A
04:00:00	0	N/A	N/A	N/A
05:00:00	0	N/A	N/A	N/A
06:00:00	0	N/A	N/A	N/A
07:00:00	0	N/A	N/A	N/A
08:00:00	0	N/A	N/A	N/A
09:00:00	0	N/A	N/A	N/A
10:00:00	0	N/A	N/A	N/A
11:00:00	0	N/A	N/A	N/A
12:00:00	0	N/A	N/A	N/A
13:00:00	0	N/A	N/A	N/A
14:00:00	0	N/A	N/A	N/A
15:00:00	0	N/A	N/A	N/A
16:00:00	0	N/A	N/A	N/A
17:00:00	0	N/A	N/A	N/A
18:00:00	0	N/A	N/A	N/A
19:00:00	0	N/A	N/A	N/A
20:00:00	0	N/A	N/A	N/A
21:00:00	0	N/A	N/A	N/A
22:00:00	0	N/A	N/A	N/A
23:00:00	0	N/A	N/A	N/A
00:00:00	0	N/A	N/A	N/A
01:00:00	0	N/A	N/A	N/A
02:00:00	0	N/A	N/A	N/A
03:00:00	0	N/A	N/A	N/A
04:00:00	0	N/A	N/A	N/A
05:00:00	0	N/A	N/A	N/A

Starting Hour	Count	Average Speed of all Traffic	Violator Counts	Average Speed of Violators
06:00:00	0	N/A	N/A	N/A
07:00:00	0	N/A	N/A	N/A
08:00:00	0	N/A	N/A	N/A
09:00:00	0	N/A	N/A	N/A
10:00:00	0	N/A	N/A	N/A
11:00:00	0	N/A	N/A	N/A
12:00:00	0	N/A	N/A	N/A
13:00:00	0	N/A	N/A	N/A
14:00:00	0	N/A	N/A	N/A
15:00:00	0	N/A	N/A	N/A
16:00:00	0	N/A	N/A	N/A
17:00:00	0	N/A	N/A	N/A
18:00:00	0	N/A	N/A	N/A
19:00:00	0	N/A	N/A	N/A
20:00:00	0	N/A	N/A	N/A
21:00:00	0	N/A	N/A	N/A
22:00:00	0	N/A	N/A	N/A
23:00:00	0	N/A	N/A	N/A
00:00:00	0	N/A	N/A	N/A
01:00:00	0	N/A	N/A	N/A
02:00:00	0	N/A	N/A	N/A
03:00:00	0	N/A	N/A	N/A
04:00:00	0	N/A	N/A	N/A
05:00:00	0	N/A	N/A	N/A
06:00:00	0	N/A	N/A	N/A
07:00:00	0	N/A	N/A	N/A
08:00:00	0	N/A	N/A	N/A
09:00:00	0	N/A	N/A	N/A
10:00:00	0	N/A	N/A	N/A
11:00:00	0	N/A	N/A	N/A
12:00:00	0	N/A	N/A	N/A
13:00:00	0	N/A	N/A	N/A
14:00:00	0	N/A	N/A	N/A
15:00:00	0	N/A	N/A	N/A
16:00:00	0	N/A	N/A	N/A
17:00:00	0	N/A	N/A	N/A
18:00:00	0	N/A	N/A	N/A
19:00:00	0	N/A	N/A	N/A
20:00:00	0	N/A	N/A	N/A
21:00:00	0	N/A	N/A	N/A
22:00:00	0	N/A	N/A	N/A
23:00:00	0	N/A	N/A	N/A
00:00:00	0	N/A	N/A	N/A
01:00:00	0	N/A	N/A	N/A
02:00:00	0	N/A	N/A	N/A
03:00:00	0	N/A	N/A	N/A
04:00:00	0	N/A	N/A	N/A
05:00:00	0	N/A	N/A	N/A
06:00:00	0	N/A	N/A	N/A
07:00:00	0	N/A	N/A	N/A
08:00:00	0	N/A	N/A	N/A

Starting Hour	Count	Average Speed of all Traffic	Violator Counts	Average Speed of Violators
09:00:00	0	N/A	N/A	N/A
10:00:00	0	N/A	N/A	N/A
11:00:00	0	N/A	N/A	N/A
12:00:00	0	N/A	N/A	N/A
13:00:00	0	N/A	N/A	N/A
14:00:00	0	N/A	N/A	N/A
15:00:00	0	N/A	N/A	N/A
16:00:00	0	N/A	N/A	N/A
17:00:00	0	N/A	N/A	N/A
18:00:00	0	N/A	N/A	N/A
19:00:00	0	N/A	N/A	N/A
20:00:00	0	N/A	N/A	N/A
21:00:00	0	N/A	N/A	N/A
22:00:00	0	N/A	N/A	N/A
23:00:00	0	N/A	N/A	N/A
00:00:00	0	N/A	N/A	N/A
01:00:00	0	N/A	N/A	N/A
02:00:00	0	N/A	N/A	N/A
03:00:00	0	N/A	N/A	N/A
04:00:00	0	N/A	N/A	N/A
05:00:00	0	N/A	N/A	N/A
06:00:00	0	N/A	N/A	N/A
07:00:00	0	N/A	N/A	N/A
08:00:00	0	N/A	N/A	N/A
09:00:00	0	N/A	N/A	N/A
10:00:00	0	N/A	N/A	N/A
11:00:00	0	N/A	N/A	N/A
12:00:00	0	N/A	N/A	N/A
13:00:00	0	N/A	N/A	N/A
14:00:00	0	N/A	N/A	N/A
15:00:00	0	N/A	N/A	N/A
16:00:00	0	N/A	N/A	N/A
17:00:00	0	N/A	N/A	N/A
18:00:00	0	N/A	N/A	N/A
19:00:00	0	N/A	N/A	N/A
20:00:00	0	N/A	N/A	N/A
21:00:00	0	N/A	N/A	N/A
22:00:00	0	N/A	N/A	N/A
23:00:00	0	N/A	N/A	N/A
00:00:00	0	N/A	N/A	N/A
01:00:00	0	N/A	N/A	N/A
02:00:00	0	N/A	N/A	N/A
03:00:00	0	N/A	N/A	N/A
04:00:00	0	N/A	N/A	N/A
05:00:00	0	N/A	N/A	N/A
06:00:00	0	N/A	N/A	N/A
07:00:00	0	N/A	N/A	N/A
08:00:00	0	N/A	N/A	N/A
09:00:00	0	N/A	N/A	N/A
10:00:00	0	N/A	N/A	N/A
11:00:00	0	N/A	N/A	N/A

Starting Hour	Count	Average Speed of all Traffic	Violator Counts	Average Speed of Violators
12:00:00	0	N/A	N/A	N/A
13:00:00	0	N/A	N/A	N/A
14:00:00	0	N/A	N/A	N/A
15:00:00	0	N/A	N/A	N/A
16:00:00	0	N/A	N/A	N/A
17:00:00	0	N/A	N/A	N/A
18:00:00	0	N/A	N/A	N/A
19:00:00	0	N/A	N/A	N/A
20:00:00	0	N/A	N/A	N/A
21:00:00	0	N/A	N/A	N/A
22:00:00	0	N/A	N/A	N/A
23:00:00	0	N/A	N/A	N/A
00:00:00	0	N/A	N/A	N/A
01:00:00	0	N/A	N/A	N/A
02:00:00	0	N/A	N/A	N/A
03:00:00	0	N/A	N/A	N/A
04:00:00	0	N/A	N/A	N/A
05:00:00	0	N/A	N/A	N/A
06:00:00	0	N/A	N/A	N/A
07:00:00	0	N/A	N/A	N/A
08:00:00	0	N/A	N/A	N/A
09:00:00	0	N/A	N/A	N/A
10:00:00	0	N/A	N/A	N/A
11:00:00	0	N/A	N/A	N/A
12:00:00	0	N/A	N/A	N/A
13:00:00	0	N/A	N/A	N/A
14:00:00	0	N/A	N/A	N/A
15:00:00	0	N/A	N/A	N/A
16:00:00	0	N/A	N/A	N/A
17:00:00	0	N/A	N/A	N/A
18:00:00	0	N/A	N/A	N/A
19:00:00	0	N/A	N/A	N/A
20:00:00	0	N/A	N/A	N/A
21:00:00	0	N/A	N/A	N/A
22:00:00	0	N/A	N/A	N/A
23:00:00	0	N/A	N/A	N/A
00:00:00	0	N/A	N/A	N/A
01:00:00	0	N/A	N/A	N/A
02:00:00	0	N/A	N/A	N/A
03:00:00	0	N/A	N/A	N/A
04:00:00	0	N/A	N/A	N/A
05:00:00	0	N/A	N/A	N/A
06:00:00	0	N/A	N/A	N/A
07:00:00	0	N/A	N/A	N/A
08:00:00	0	N/A	N/A	N/A
09:00:00	0	N/A	N/A	N/A
10:00:00	0	N/A	N/A	N/A
11:00:00	0	N/A	N/A	N/A
12:00:00	0	N/A	N/A	N/A
13:00:00	0	N/A	N/A	N/A
14:00:00	0	N/A	N/A	N/A

Starting Hour	Count	Average Speed of all Traffic	Violator Counts	Average Speed of Violators
15:00:00	0	N/A	N/A	N/A
16:00:00	0	N/A	N/A	N/A
17:00:00	0	N/A	N/A	N/A
18:00:00	0	N/A	N/A	N/A
19:00:00	0	N/A	N/A	N/A
20:00:00	0	N/A	N/A	N/A
21:00:00	0	N/A	N/A	N/A
22:00:00	0	N/A	N/A	N/A
23:00:00	0	N/A	N/A	N/A
00:00:00	0	N/A	N/A	N/A
01:00:00	0	N/A	N/A	N/A
02:00:00	0	N/A	N/A	N/A
03:00:00	0	N/A	N/A	N/A
04:00:00	0	N/A	N/A	N/A
05:00:00	0	N/A	N/A	N/A
06:00:00	0	N/A	N/A	N/A
07:00:00	0	N/A	N/A	N/A
08:00:00	0	N/A	N/A	N/A
09:00:00	0	N/A	N/A	N/A
10:00:00	0	N/A	N/A	N/A
11:00:00	0	N/A	N/A	N/A
12:00:00	0	N/A	N/A	N/A
13:00:00	0	N/A	N/A	N/A
14:00:00	0	N/A	N/A	N/A
15:00:00	0	N/A	N/A	N/A
16:00:00	0	N/A	N/A	N/A
17:00:00	0	N/A	N/A	N/A
18:00:00	0	N/A	N/A	N/A
19:00:00	0	N/A	N/A	N/A
20:00:00	0	N/A	N/A	N/A
21:00:00	0	N/A	N/A	N/A
22:00:00	0	N/A	N/A	N/A
23:00:00	0	N/A	N/A	N/A
00:00:00	0	N/A	N/A	N/A
01:00:00	0	N/A	N/A	N/A
02:00:00	0	N/A	N/A	N/A
03:00:00	0	N/A	N/A	N/A
04:00:00	0	N/A	N/A	N/A
05:00:00	0	N/A	N/A	N/A
06:00:00	0	N/A	N/A	N/A
07:00:00	0	N/A	N/A	N/A
08:00:00	0	N/A	N/A	N/A
09:00:00	0	N/A	N/A	N/A
10:00:00	0	N/A	N/A	N/A
11:00:00	0	N/A	N/A	N/A
12:00:00	0	N/A	N/A	N/A
13:00:00	0	N/A	N/A	N/A
14:00:00	0	N/A	N/A	N/A
15:00:00	0	N/A	N/A	N/A
16:00:00	0	N/A	N/A	N/A
17:00:00	0	N/A	N/A	N/A

Starting Hour	Count	Average Speed of all Traffic	Violator Counts	Average Speed of Violators
18:00:00	0	N/A	N/A	N/A
19:00:00	0	N/A	N/A	N/A
20:00:00	0	N/A	N/A	N/A
21:00:00	0	N/A	N/A	N/A
22:00:00	0	N/A	N/A	N/A
23:00:00	0	N/A	N/A	N/A
00:00:00	0	N/A	N/A	N/A
01:00:00	0	N/A	N/A	N/A
02:00:00	0	N/A	N/A	N/A
03:00:00	0	N/A	N/A	N/A
04:00:00	0	N/A	N/A	N/A
05:00:00	0	N/A	N/A	N/A
06:00:00	0	N/A	N/A	N/A
07:00:00	0	N/A	N/A	N/A
08:00:00	0	N/A	N/A	N/A
09:00:00	0	N/A	N/A	N/A
10:00:00	0	N/A	N/A	N/A
11:00:00	0	N/A	N/A	N/A
12:00:00	0	N/A	N/A	N/A
13:00:00	0	N/A	N/A	N/A
14:00:00	0	N/A	N/A	N/A
15:00:00	0	N/A	N/A	N/A
16:00:00	0	N/A	N/A	N/A
17:00:00	0	N/A	N/A	N/A
18:00:00	0	N/A	N/A	N/A
19:00:00	0	N/A	N/A	N/A
20:00:00	0	N/A	N/A	N/A
21:00:00	0	N/A	N/A	N/A
22:00:00	0	N/A	N/A	N/A
23:00:00	0	N/A	N/A	N/A
00:00:00	0	N/A	N/A	N/A
01:00:00	0	N/A	N/A	N/A
02:00:00	0	N/A	N/A	N/A
03:00:00	0	N/A	N/A	N/A
04:00:00	0	N/A	N/A	N/A
05:00:00	0	N/A	N/A	N/A
06:00:00	0	N/A	N/A	N/A
07:00:00	0	N/A	N/A	N/A
08:00:00	0	N/A	N/A	N/A
09:00:00	0	N/A	N/A	N/A
10:00:00	0	N/A	N/A	N/A
11:00:00	0	N/A	N/A	N/A
12:00:00	0	N/A	N/A	N/A
13:00:00	0	N/A	N/A	N/A
14:00:00	0	N/A	N/A	N/A
15:00:00	0	N/A	N/A	N/A
16:00:00	0	N/A	N/A	N/A
17:00:00	0	N/A	N/A	N/A
18:00:00	0	N/A	N/A	N/A
19:00:00	0	N/A	N/A	N/A
20:00:00	0	N/A	N/A	N/A

Starting Hour	Count	Average Speed of all Traffic	Violator Counts	Average Speed of Violators
21:00:00	0	N/A	N/A	N/A
22:00:00	0	N/A	N/A	N/A
23:00:00	0	N/A	N/A	N/A
00:00:00	0	N/A	N/A	N/A
01:00:00	0	N/A	N/A	N/A
02:00:00	0	N/A	N/A	N/A
03:00:00	0	N/A	N/A	N/A
04:00:00	0	N/A	N/A	N/A
05:00:00	0	N/A	N/A	N/A
06:00:00	0	N/A	N/A	N/A
07:00:00	0	N/A	N/A	N/A
08:00:00	0	N/A	N/A	N/A
09:00:00	0	N/A	N/A	N/A
10:00:00	0	N/A	N/A	N/A
11:00:00	0	N/A	N/A	N/A
12:00:00	0	N/A	N/A	N/A
13:00:00	0	N/A	N/A	N/A
14:00:00	0	N/A	N/A	N/A
15:00:00	0	N/A	N/A	N/A
16:00:00	0	N/A	N/A	N/A
17:00:00	0	N/A	N/A	N/A
18:00:00	0	N/A	N/A	N/A
19:00:00	0	N/A	N/A	N/A
20:00:00	0	N/A	N/A	N/A
21:00:00	0	N/A	N/A	N/A
22:00:00	0	N/A	N/A	N/A
23:00:00	0	N/A	N/A	N/A
00:00:00	0	N/A	N/A	N/A
01:00:00	0	N/A	N/A	N/A
02:00:00	0	N/A	N/A	N/A
03:00:00	0	N/A	N/A	N/A
04:00:00	0	N/A	N/A	N/A
05:00:00	0	N/A	N/A	N/A
06:00:00	0	N/A	N/A	N/A
07:00:00	0	N/A	N/A	N/A
08:00:00	0	N/A	N/A	N/A
09:00:00	0	N/A	N/A	N/A
10:00:00	0	N/A	N/A	N/A
11:00:00	0	N/A	N/A	N/A
12:00:00	0	N/A	N/A	N/A
13:00:00	0	N/A	N/A	N/A
14:00:00	0	N/A	N/A	N/A
15:00:00	0	N/A	N/A	N/A
16:00:00	0	N/A	N/A	N/A
17:00:00	0	N/A	N/A	N/A
18:00:00	0	N/A	N/A	N/A
19:00:00	0	N/A	N/A	N/A
20:00:00	0	N/A	N/A	N/A
21:00:00	0	N/A	N/A	N/A
22:00:00	0	N/A	N/A	N/A
23:00:00	0	N/A	N/A	N/A

Starting Hour	Count	Average Speed of all Traffic	Violator Counts	Average Speed of Violators
00:00:00	0	N/A	N/A	N/A
01:00:00	0	N/A	N/A	N/A
02:00:00	0	N/A	N/A	N/A
03:00:00	0	N/A	N/A	N/A
04:00:00	0	N/A	N/A	N/A
05:00:00	0	N/A	N/A	N/A
06:00:00	0	N/A	N/A	N/A
07:00:00	0	N/A	N/A	N/A
08:00:00	0	N/A	N/A	N/A
09:00:00	0	N/A	N/A	N/A
10:00:00	0	N/A	N/A	N/A
11:00:00	0	N/A	N/A	N/A
12:00:00	0	N/A	N/A	N/A
13:00:00	0	N/A	N/A	N/A
14:00:00	0	N/A	N/A	N/A
15:00:00	0	N/A	N/A	N/A
16:00:00	0	N/A	N/A	N/A
17:00:00	0	N/A	N/A	N/A
18:00:00	0	N/A	N/A	N/A
19:00:00	0	N/A	N/A	N/A
20:00:00	0	N/A	N/A	N/A
21:00:00	0	N/A	N/A	N/A
22:00:00	0	N/A	N/A	N/A
23:00:00	0	N/A	N/A	N/A
00:00:00	0	N/A	N/A	N/A
01:00:00	0	N/A	N/A	N/A
02:00:00	0	N/A	N/A	N/A
03:00:00	0	N/A	N/A	N/A
04:00:00	0	N/A	N/A	N/A
05:00:00	0	N/A	N/A	N/A
06:00:00	0	N/A	N/A	N/A
07:00:00	0	N/A	N/A	N/A
08:00:00	0	N/A	N/A	N/A
09:00:00	0	N/A	N/A	N/A
10:00:00	0	N/A	N/A	N/A
11:00:00	0	N/A	N/A	N/A
12:00:00	0	N/A	N/A	N/A
13:00:00	0	N/A	N/A	N/A
14:00:00	0	N/A	N/A	N/A
15:00:00	0	N/A	N/A	N/A
16:00:00	0	N/A	N/A	N/A
17:00:00	0	N/A	N/A	N/A
18:00:00	0	N/A	N/A	N/A
19:00:00	0	N/A	N/A	N/A
20:00:00	0	N/A	N/A	N/A
21:00:00	0	N/A	N/A	N/A
22:00:00	0	N/A	N/A	N/A
23:00:00	0	N/A	N/A	N/A
00:00:00	0	N/A	N/A	N/A
01:00:00	0	N/A	N/A	N/A
02:00:00	0	N/A	N/A	N/A

Starting Hour	Count	Average Speed of all Traffic	Violator Counts	Average Speed of Violators
03:00:00	0	N/A	N/A	N/A
04:00:00	0	N/A	N/A	N/A
05:00:00	0	N/A	N/A	N/A
06:00:00	0	N/A	N/A	N/A
07:00:00	0	N/A	N/A	N/A
08:00:00	0	N/A	N/A	N/A
09:00:00	0	N/A	N/A	N/A
10:00:00	0	N/A	N/A	N/A
11:00:00	0	N/A	N/A	N/A
12:00:00	0	N/A	N/A	N/A
13:00:00	0	N/A	N/A	N/A
14:00:00	0	N/A	N/A	N/A
15:00:00	0	N/A	N/A	N/A
16:00:00	0	N/A	N/A	N/A
17:00:00	0	N/A	N/A	N/A
18:00:00	0	N/A	N/A	N/A
19:00:00	0	N/A	N/A	N/A
20:00:00	0	N/A	N/A	N/A
21:00:00	0	N/A	N/A	N/A
22:00:00	0	N/A	N/A	N/A
23:00:00	0	N/A	N/A	N/A
00:00:00	0	N/A	N/A	N/A
01:00:00	0	N/A	N/A	N/A
02:00:00	0	N/A	N/A	N/A
03:00:00	0	N/A	N/A	N/A
04:00:00	0	N/A	N/A	N/A
05:00:00	0	N/A	N/A	N/A
06:00:00	0	N/A	N/A	N/A
07:00:00	0	N/A	N/A	N/A
08:00:00	0	N/A	N/A	N/A
09:00:00	0	N/A	N/A	N/A
10:00:00	0	N/A	N/A	N/A
11:00:00	0	N/A	N/A	N/A
12:00:00	0	N/A	N/A	N/A
13:00:00	0	N/A	N/A	N/A
14:00:00	0	N/A	N/A	N/A
15:00:00	0	N/A	N/A	N/A
16:00:00	0	N/A	N/A	N/A
17:00:00	0	N/A	N/A	N/A
18:00:00	0	N/A	N/A	N/A
19:00:00	0	N/A	N/A	N/A
20:00:00	0	N/A	N/A	N/A
21:00:00	0	N/A	N/A	N/A
22:00:00	0	N/A	N/A	N/A
23:00:00	0	N/A	N/A	N/A
00:00:00	0	N/A	N/A	N/A
01:00:00	0	N/A	N/A	N/A
02:00:00	0	N/A	N/A	N/A
03:00:00	0	N/A	N/A	N/A
04:00:00	0	N/A	N/A	N/A
05:00:00	0	N/A	N/A	N/A

Starting Hour	Count	Average Speed of all Traffic	Violator Counts	Average Speed of Violators
06:00:00	0	N/A	N/A	N/A
07:00:00	0	N/A	N/A	N/A
08:00:00	0	N/A	N/A	N/A
09:00:00	0	N/A	N/A	N/A
10:00:00	0	N/A	N/A	N/A
11:00:00	0	N/A	N/A	N/A
12:00:00	0	N/A	N/A	N/A
13:00:00	0	N/A	N/A	N/A
14:00:00	0	N/A	N/A	N/A
15:00:00	0	N/A	N/A	N/A
16:00:00	0	N/A	N/A	N/A
17:00:00	0	N/A	N/A	N/A
18:00:00	0	N/A	N/A	N/A
19:00:00	0	N/A	N/A	N/A
20:00:00	0	N/A	N/A	N/A
21:00:00	0	N/A	N/A	N/A
22:00:00	0	N/A	N/A	N/A
23:00:00	0	N/A	N/A	N/A
00:00:00	0	N/A	N/A	N/A
01:00:00	0	N/A	N/A	N/A
02:00:00	0	N/A	N/A	N/A
03:00:00	0	N/A	N/A	N/A
04:00:00	0	N/A	N/A	N/A
05:00:00	0	N/A	N/A	N/A
06:00:00	0	N/A	N/A	N/A
07:00:00	0	N/A	N/A	N/A
08:00:00	0	N/A	N/A	N/A
09:00:00	0	N/A	N/A	N/A
10:00:00	0	N/A	N/A	N/A
11:00:00	0	N/A	N/A	N/A
12:00:00	0	N/A	N/A	N/A
13:00:00	0	N/A	N/A	N/A
14:00:00	0	N/A	N/A	N/A
15:00:00	0	N/A	N/A	N/A
16:00:00	0	N/A	N/A	N/A
17:00:00	0	N/A	N/A	N/A
18:00:00	0	N/A	N/A	N/A
19:00:00	0	N/A	N/A	N/A
20:00:00	0	N/A	N/A	N/A
21:00:00	0	N/A	N/A	N/A
22:00:00	0	N/A	N/A	N/A
23:00:00	0	N/A	N/A	N/A
00:00:00	0	N/A	N/A	N/A
01:00:00	0	N/A	N/A	N/A
02:00:00	0	N/A	N/A	N/A
03:00:00	0	N/A	N/A	N/A
04:00:00	0	N/A	N/A	N/A
05:00:00	0	N/A	N/A	N/A
06:00:00	0	N/A	N/A	N/A
07:00:00	0	N/A	N/A	N/A
08:00:00	0	N/A	N/A	N/A

Starting Hour	Count	Average Speed of all Traffic	Violator Counts	Average Speed of Violators
09:00:00	0	N/A	N/A	N/A
10:00:00	0	N/A	N/A	N/A
11:00:00	0	N/A	N/A	N/A
12:00:00	0	N/A	N/A	N/A
13:00:00	0	N/A	N/A	N/A
14:00:00	0	N/A	N/A	N/A
15:00:00	0	N/A	N/A	N/A
16:00:00	0	N/A	N/A	N/A
17:00:00	0	N/A	N/A	N/A
18:00:00	0	N/A	N/A	N/A
19:00:00	0	N/A	N/A	N/A
20:00:00	0	N/A	N/A	N/A
21:00:00	0	N/A	N/A	N/A
22:00:00	0	N/A	N/A	N/A
23:00:00	0	N/A	N/A	N/A
00:00:00	0	N/A	N/A	N/A
01:00:00	0	N/A	N/A	N/A
02:00:00	0	N/A	N/A	N/A
03:00:00	0	N/A	N/A	N/A
04:00:00	0	N/A	N/A	N/A
05:00:00	0	N/A	N/A	N/A
06:00:00	0	N/A	N/A	N/A
07:00:00	0	N/A	N/A	N/A
08:00:00	0	N/A	N/A	N/A
09:00:00	0	N/A	N/A	N/A
10:00:00	0	N/A	N/A	N/A
11:00:00	0	N/A	N/A	N/A
12:00:00	0	N/A	N/A	N/A
13:00:00	0	N/A	N/A	N/A
14:00:00	0	N/A	N/A	N/A
15:00:00	0	N/A	N/A	N/A
16:00:00	0	N/A	N/A	N/A
17:00:00	0	N/A	N/A	N/A
18:00:00	0	N/A	N/A	N/A
19:00:00	0	N/A	N/A	N/A
20:00:00	0	N/A	N/A	N/A
21:00:00	0	N/A	N/A	N/A
22:00:00	0	N/A	N/A	N/A
23:00:00	0	N/A	N/A	N/A
00:00:00	0	N/A	N/A	N/A
01:00:00	0	N/A	N/A	N/A
02:00:00	0	N/A	N/A	N/A
03:00:00	0	N/A	N/A	N/A
04:00:00	0	N/A	N/A	N/A
05:00:00	0	N/A	N/A	N/A
06:00:00	0	N/A	N/A	N/A
07:00:00	0	N/A	N/A	N/A
08:00:00	0	N/A	N/A	N/A
09:00:00	0	N/A	N/A	N/A
10:00:00	0	N/A	N/A	N/A
11:00:00	0	N/A	N/A	N/A

Starting Hour	Count	Average Speed of all Traffic	Violator Counts	Average Speed of Violators
12:00:00	0	N/A	N/A	N/A
13:00:00	0	N/A	N/A	N/A
14:00:00	0	N/A	N/A	N/A
15:00:00	0	N/A	N/A	N/A
16:00:00	0	N/A	N/A	N/A
17:00:00	0	N/A	N/A	N/A
18:00:00	0	N/A	N/A	N/A
19:00:00	0	N/A	N/A	N/A
20:00:00	0	N/A	N/A	N/A
21:00:00	0	N/A	N/A	N/A
22:00:00	0	N/A	N/A	N/A
23:00:00	0	N/A	N/A	N/A
00:00:00	0	N/A	N/A	N/A
01:00:00	0	N/A	N/A	N/A
02:00:00	0	N/A	N/A	N/A
03:00:00	0	N/A	N/A	N/A
04:00:00	0	N/A	N/A	N/A
05:00:00	0	N/A	N/A	N/A
06:00:00	0	N/A	N/A	N/A
07:00:00	0	N/A	N/A	N/A
08:00:00	0	N/A	N/A	N/A
09:00:00	0	N/A	N/A	N/A
10:00:00	0	N/A	N/A	N/A
11:00:00	0	N/A	N/A	N/A
12:00:00	0	N/A	N/A	N/A
13:00:00	0	N/A	N/A	N/A
14:00:00	0	N/A	N/A	N/A
15:00:00	0	N/A	N/A	N/A
16:00:00	0	N/A	N/A	N/A
17:00:00	0	N/A	N/A	N/A
18:00:00	0	N/A	N/A	N/A
19:00:00	0	N/A	N/A	N/A
20:00:00	0	N/A	N/A	N/A
21:00:00	0	N/A	N/A	N/A
22:00:00	0	N/A	N/A	N/A
23:00:00	0	N/A	N/A	N/A
00:00:00	0	N/A	N/A	N/A
01:00:00	0	N/A	N/A	N/A
02:00:00	0	N/A	N/A	N/A
03:00:00	0	N/A	N/A	N/A
04:00:00	0	N/A	N/A	N/A
05:00:00	0	N/A	N/A	N/A
06:00:00	0	N/A	N/A	N/A
07:00:00	0	N/A	N/A	N/A
08:00:00	0	N/A	N/A	N/A
09:00:00	0	N/A	N/A	N/A
10:00:00	0	N/A	N/A	N/A
11:00:00	0	N/A	N/A	N/A
12:00:00	0	N/A	N/A	N/A
13:00:00	0	N/A	N/A	N/A
14:00:00	0	N/A	N/A	N/A

Starting Hour	Count	Average Speed of all Traffic	Violator Counts	Average Speed of Violators
15:00:00	0	N/A	N/A	N/A
16:00:00	0	N/A	N/A	N/A
17:00:00	0	N/A	N/A	N/A
18:00:00	0	N/A	N/A	N/A
19:00:00	0	N/A	N/A	N/A
20:00:00	0	N/A	N/A	N/A
21:00:00	0	N/A	N/A	N/A
22:00:00	0	N/A	N/A	N/A
23:00:00	0	N/A	N/A	N/A
00:00:00	0	N/A	N/A	N/A
01:00:00	0	N/A	N/A	N/A
02:00:00	0	N/A	N/A	N/A
03:00:00	0	N/A	N/A	N/A
04:00:00	0	N/A	N/A	N/A
05:00:00	0	N/A	N/A	N/A
06:00:00	0	N/A	N/A	N/A
07:00:00	0	N/A	N/A	N/A
08:00:00	0	N/A	N/A	N/A
09:00:00	0	N/A	N/A	N/A
10:00:00	0	N/A	N/A	N/A
11:00:00	0	N/A	N/A	N/A
12:00:00	0	N/A	N/A	N/A
13:00:00	0	N/A	N/A	N/A
14:00:00	0	N/A	N/A	N/A
15:00:00	0	N/A	N/A	N/A
16:00:00	0	N/A	N/A	N/A
17:00:00	0	N/A	N/A	N/A
18:00:00	0	N/A	N/A	N/A
19:00:00	0	N/A	N/A	N/A
20:00:00	0	N/A	N/A	N/A
21:00:00	0	N/A	N/A	N/A
22:00:00	0	N/A	N/A	N/A
23:00:00	0	N/A	N/A	N/A
00:00:00	0	N/A	N/A	N/A
01:00:00	0	N/A	N/A	N/A
02:00:00	0	N/A	N/A	N/A
03:00:00	0	N/A	N/A	N/A
04:00:00	0	N/A	N/A	N/A
05:00:00	0	N/A	N/A	N/A
06:00:00	0	N/A	N/A	N/A
07:00:00	0	N/A	N/A	N/A
08:00:00	0	N/A	N/A	N/A
09:00:00	0	N/A	N/A	N/A
10:00:00	0	N/A	N/A	N/A
11:00:00	0	N/A	N/A	N/A
12:00:00	0	N/A	N/A	N/A
13:00:00	0	N/A	N/A	N/A
14:00:00	0	N/A	N/A	N/A
15:00:00	0	N/A	N/A	N/A
16:00:00	0	N/A	N/A	N/A
17:00:00	0	N/A	N/A	N/A

Starting Hour	Count	Average Speed of all Traffic	Violator Counts	Average Speed of Violators
18:00:00	0	N/A	N/A	N/A
19:00:00	0	N/A	N/A	N/A
20:00:00	0	N/A	N/A	N/A
21:00:00	0	N/A	N/A	N/A
22:00:00	0	N/A	N/A	N/A
23:00:00	0	N/A	N/A	N/A
00:00:00	0	N/A	N/A	N/A
01:00:00	0	N/A	N/A	N/A
02:00:00	0	N/A	N/A	N/A
03:00:00	0	N/A	N/A	N/A
04:00:00	0	N/A	N/A	N/A
05:00:00	0	N/A	N/A	N/A
06:00:00	0	N/A	N/A	N/A
07:00:00	0	N/A	N/A	N/A
08:00:00	0	N/A	N/A	N/A
09:00:00	0	N/A	N/A	N/A
10:00:00	0	N/A	N/A	N/A
11:00:00	0	N/A	N/A	N/A
12:00:00	0	N/A	N/A	N/A
13:00:00	0	N/A	N/A	N/A
14:00:00	0	N/A	N/A	N/A
15:00:00	0	N/A	N/A	N/A
16:00:00	0	N/A	N/A	N/A
17:00:00	0	N/A	N/A	N/A
18:00:00	0	N/A	N/A	N/A
19:00:00	0	N/A	N/A	N/A
20:00:00	0	N/A	N/A	N/A
21:00:00	0	N/A	N/A	N/A
22:00:00	0	N/A	N/A	N/A
23:00:00	0	N/A	N/A	N/A
00:00:00	0	N/A	N/A	N/A
01:00:00	0	N/A	N/A	N/A
02:00:00	0	N/A	N/A	N/A
03:00:00	0	N/A	N/A	N/A
04:00:00	0	N/A	N/A	N/A
05:00:00	0	N/A	N/A	N/A
06:00:00	0	N/A	N/A	N/A
07:00:00	0	N/A	N/A	N/A
08:00:00	0	N/A	N/A	N/A
09:00:00	0	N/A	N/A	N/A
10:00:00	0	N/A	N/A	N/A
11:00:00	0	N/A	N/A	N/A
12:00:00	0	N/A	N/A	N/A
13:00:00	0	N/A	N/A	N/A
14:00:00	0	N/A	N/A	N/A
15:00:00	0	N/A	N/A	N/A
16:00:00	0	N/A	N/A	N/A
17:00:00	0	N/A	N/A	N/A
18:00:00	0	N/A	N/A	N/A
19:00:00	0	N/A	N/A	N/A
20:00:00	0	N/A	N/A	N/A

Starting Hour	Count	Average Speed of all Traffic	Violator Counts	Average Speed of Violators
21:00:00	0	N/A	N/A	N/A
22:00:00	0	N/A	N/A	N/A
23:00:00	0	N/A	N/A	N/A
00:00:00	0	N/A	N/A	N/A
01:00:00	0	N/A	N/A	N/A
02:00:00	0	N/A	N/A	N/A
03:00:00	0	N/A	N/A	N/A
04:00:00	0	N/A	N/A	N/A
05:00:00	0	N/A	N/A	N/A
06:00:00	0	N/A	N/A	N/A
07:00:00	0	N/A	N/A	N/A
08:00:00	0	N/A	N/A	N/A
09:00:00	0	N/A	N/A	N/A
10:00:00	0	N/A	N/A	N/A
11:00:00	0	N/A	N/A	N/A
12:00:00	0	N/A	N/A	N/A
13:00:00	0	N/A	N/A	N/A
14:00:00	0	N/A	N/A	N/A
15:00:00	0	N/A	N/A	N/A
16:00:00	0	N/A	N/A	N/A
17:00:00	0	N/A	N/A	N/A
18:00:00	0	N/A	N/A	N/A
19:00:00	0	N/A	N/A	N/A
20:00:00	0	N/A	N/A	N/A
21:00:00	0	N/A	N/A	N/A
22:00:00	0	N/A	N/A	N/A
23:00:00	0	N/A	N/A	N/A
00:00:00	0	N/A	N/A	N/A
01:00:00	0	N/A	N/A	N/A
02:00:00	0	N/A	N/A	N/A
03:00:00	0	N/A	N/A	N/A
04:00:00	0	N/A	N/A	N/A
05:00:00	0	N/A	N/A	N/A
06:00:00	0	N/A	N/A	N/A
07:00:00	0	N/A	N/A	N/A
08:00:00	0	N/A	N/A	N/A
09:00:00	0	N/A	N/A	N/A
10:00:00	0	N/A	N/A	N/A
11:00:00	0	N/A	N/A	N/A
12:00:00	0	N/A	N/A	N/A
13:00:00	0	N/A	N/A	N/A
14:00:00	0	N/A	N/A	N/A
15:00:00	0	N/A	N/A	N/A
16:00:00	0	N/A	N/A	N/A
17:00:00	0	N/A	N/A	N/A
18:00:00	0	N/A	N/A	N/A
19:00:00	0	N/A	N/A	N/A
20:00:00	0	N/A	N/A	N/A
21:00:00	0	N/A	N/A	N/A
22:00:00	0	N/A	N/A	N/A
23:00:00	0	N/A	N/A	N/A

Starting Hour	Count	Average Speed of all Traffic	Violator Counts	Average Speed of Violators
00:00:00	0	N/A	N/A	N/A
01:00:00	0	N/A	N/A	N/A
02:00:00	0	N/A	N/A	N/A
03:00:00	0	N/A	N/A	N/A
04:00:00	0	N/A	N/A	N/A
05:00:00	0	N/A	N/A	N/A
06:00:00	0	N/A	N/A	N/A
07:00:00	0	N/A	N/A	N/A
08:00:00	0	N/A	N/A	N/A
09:00:00	0	N/A	N/A	N/A
10:00:00	0	N/A	N/A	N/A
11:00:00	0	N/A	N/A	N/A
12:00:00	0	N/A	N/A	N/A
13:00:00	0	N/A	N/A	N/A
14:00:00	0	N/A	N/A	N/A
15:00:00	0	N/A	N/A	N/A
16:00:00	0	N/A	N/A	N/A
17:00:00	0	N/A	N/A	N/A
18:00:00	0	N/A	N/A	N/A
19:00:00	0	N/A	N/A	N/A
20:00:00	0	N/A	N/A	N/A
21:00:00	0	N/A	N/A	N/A
22:00:00	0	N/A	N/A	N/A
23:00:00	0	N/A	N/A	N/A
00:00:00	0	N/A	N/A	N/A
01:00:00	0	N/A	N/A	N/A
02:00:00	0	N/A	N/A	N/A
03:00:00	0	N/A	N/A	N/A
04:00:00	0	N/A	N/A	N/A
05:00:00	0	N/A	N/A	N/A
06:00:00	0	N/A	N/A	N/A
07:00:00	0	N/A	N/A	N/A
08:00:00	0	N/A	N/A	N/A
09:00:00	0	N/A	N/A	N/A
10:00:00	0	N/A	N/A	N/A
11:00:00	0	N/A	N/A	N/A
12:00:00	0	N/A	N/A	N/A
13:00:00	0	N/A	N/A	N/A
14:00:00	0	N/A	N/A	N/A
15:00:00	0	N/A	N/A	N/A
16:00:00	0	N/A	N/A	N/A
17:00:00	0	N/A	N/A	N/A
18:00:00	0	N/A	N/A	N/A
19:00:00	0	N/A	N/A	N/A
20:00:00	0	N/A	N/A	N/A
21:00:00	0	N/A	N/A	N/A
22:00:00	0	N/A	N/A	N/A
23:00:00	0	N/A	N/A	N/A
00:00:00	0	N/A	N/A	N/A
01:00:00	0	N/A	N/A	N/A
02:00:00	0	N/A	N/A	N/A

Starting Hour	Count	Average Speed of all Traffic	Violator Counts	Average Speed of Violators
03:00:00	0	N/A	N/A	N/A
04:00:00	0	N/A	N/A	N/A
05:00:00	0	N/A	N/A	N/A
06:00:00	0	N/A	N/A	N/A
07:00:00	0	N/A	N/A	N/A
08:00:00	0	N/A	N/A	N/A
09:00:00	0	N/A	N/A	N/A
10:00:00	0	N/A	N/A	N/A
11:00:00	0	N/A	N/A	N/A
12:00:00	0	N/A	N/A	N/A
13:00:00	0	N/A	N/A	N/A
14:00:00	0	N/A	N/A	N/A
15:00:00	0	N/A	N/A	N/A
16:00:00	0	N/A	N/A	N/A
17:00:00	0	N/A	N/A	N/A
18:00:00	0	N/A	N/A	N/A
19:00:00	0	N/A	N/A	N/A
20:00:00	0	N/A	N/A	N/A
21:00:00	0	N/A	N/A	N/A
22:00:00	0	N/A	N/A	N/A
23:00:00	0	N/A	N/A	N/A
00:00:00	0	N/A	N/A	N/A
01:00:00	0	N/A	N/A	N/A
02:00:00	0	N/A	N/A	N/A
03:00:00	0	N/A	N/A	N/A
04:00:00	0	N/A	N/A	N/A
05:00:00	0	N/A	N/A	N/A
06:00:00	0	N/A	N/A	N/A
07:00:00	0	N/A	N/A	N/A
08:00:00	0	N/A	N/A	N/A
09:00:00	0	N/A	N/A	N/A
10:00:00	0	N/A	N/A	N/A
11:00:00	0	N/A	N/A	N/A
12:00:00	0	N/A	N/A	N/A
13:00:00	0	N/A	N/A	N/A
14:00:00	0	N/A	N/A	N/A
15:00:00	0	N/A	N/A	N/A
16:00:00	0	N/A	N/A	N/A
17:00:00	0	N/A	N/A	N/A
18:00:00	0	N/A	N/A	N/A
19:00:00	0	N/A	N/A	N/A
20:00:00	0	N/A	N/A	N/A
21:00:00	0	N/A	N/A	N/A
22:00:00	0	N/A	N/A	N/A
23:00:00	0	N/A	N/A	N/A
00:00:00	0	N/A	N/A	N/A
01:00:00	0	N/A	N/A	N/A
02:00:00	0	N/A	N/A	N/A
03:00:00	0	N/A	N/A	N/A
04:00:00	0	N/A	N/A	N/A
05:00:00	0	N/A	N/A	N/A

Starting Hour	Count	Average Speed of all Traffic	Violator Counts	Average Speed of Violators
06:00:00	0	N/A	N/A	N/A
07:00:00	0	N/A	N/A	N/A
08:00:00	0	N/A	N/A	N/A
09:00:00	0	N/A	N/A	N/A
10:00:00	0	N/A	N/A	N/A
11:00:00	0	N/A	N/A	N/A
12:00:00	0	N/A	N/A	N/A
13:00:00	0	N/A	N/A	N/A
14:00:00	0	N/A	N/A	N/A
15:00:00	0	N/A	N/A	N/A
16:00:00	0	N/A	N/A	N/A
17:00:00	0	N/A	N/A	N/A
18:00:00	0	N/A	N/A	N/A
19:00:00	0	N/A	N/A	N/A
20:00:00	0	N/A	N/A	N/A
21:00:00	0	N/A	N/A	N/A
22:00:00	0	N/A	N/A	N/A
23:00:00	0	N/A	N/A	N/A
00:00:00	0	N/A	N/A	N/A
01:00:00	0	N/A	N/A	N/A
02:00:00	0	N/A	N/A	N/A
03:00:00	0	N/A	N/A	N/A
04:00:00	0	N/A	N/A	N/A
05:00:00	0	N/A	N/A	N/A
06:00:00	0	N/A	N/A	N/A
07:00:00	0	N/A	N/A	N/A
08:00:00	0	N/A	N/A	N/A
09:00:00	0	N/A	N/A	N/A
10:00:00	0	N/A	N/A	N/A
11:00:00	0	N/A	N/A	N/A
12:00:00	0	N/A	N/A	N/A
13:00:00	0	N/A	N/A	N/A
14:00:00	0	N/A	N/A	N/A
15:00:00	0	N/A	N/A	N/A
16:00:00	0	N/A	N/A	N/A
17:00:00	0	N/A	N/A	N/A
18:00:00	0	N/A	N/A	N/A
19:00:00	0	N/A	N/A	N/A
20:00:00	0	N/A	N/A	N/A
21:00:00	0	N/A	N/A	N/A
22:00:00	0	N/A	N/A	N/A
23:00:00	0	N/A	N/A	N/A
00:00:00	0	N/A	N/A	N/A
01:00:00	0	N/A	N/A	N/A
02:00:00	0	N/A	N/A	N/A
03:00:00	0	N/A	N/A	N/A
04:00:00	0	N/A	N/A	N/A
05:00:00	0	N/A	N/A	N/A
06:00:00	0	N/A	N/A	N/A
07:00:00	0	N/A	N/A	N/A
08:00:00	0	N/A	N/A	N/A

Starting Hour	Count	Average Speed of all Traffic	Violator Counts	Average Speed of Violators
09:00:00	0	N/A	N/A	N/A
10:00:00	0	N/A	N/A	N/A
11:00:00	0	N/A	N/A	N/A
12:00:00	0	N/A	N/A	N/A
13:00:00	0	N/A	N/A	N/A
14:00:00	0	N/A	N/A	N/A
15:00:00	0	N/A	N/A	N/A
16:00:00	0	N/A	N/A	N/A
17:00:00	0	N/A	N/A	N/A
18:00:00	0	N/A	N/A	N/A
19:00:00	0	N/A	N/A	N/A
20:00:00	0	N/A	N/A	N/A
21:00:00	0	N/A	N/A	N/A
22:00:00	0	N/A	N/A	N/A
23:00:00	0	N/A	N/A	N/A
00:00:00	0	N/A	N/A	N/A
01:00:00	0	N/A	N/A	N/A
02:00:00	0	N/A	N/A	N/A
03:00:00	0	N/A	N/A	N/A
04:00:00	0	N/A	N/A	N/A
05:00:00	0	N/A	N/A	N/A
06:00:00	0	N/A	N/A	N/A
07:00:00	0	N/A	N/A	N/A
08:00:00	0	N/A	N/A	N/A
09:00:00	0	N/A	N/A	N/A
10:00:00	0	N/A	N/A	N/A
11:00:00	0	N/A	N/A	N/A
12:00:00	0	N/A	N/A	N/A
13:00:00	0	N/A	N/A	N/A
14:00:00	0	N/A	N/A	N/A
15:00:00	0	N/A	N/A	N/A
16:00:00	0	N/A	N/A	N/A
17:00:00	0	N/A	N/A	N/A
18:00:00	0	N/A	N/A	N/A
19:00:00	0	N/A	N/A	N/A
20:00:00	0	N/A	N/A	N/A
21:00:00	0	N/A	N/A	N/A
22:00:00	0	N/A	N/A	N/A
23:00:00	0	N/A	N/A	N/A
00:00:00	0	N/A	N/A	N/A
01:00:00	0	N/A	N/A	N/A
02:00:00	0	N/A	N/A	N/A
03:00:00	0	N/A	N/A	N/A
04:00:00	0	N/A	N/A	N/A
05:00:00	0	N/A	N/A	N/A
06:00:00	0	N/A	N/A	N/A
07:00:00	0	N/A	N/A	N/A
08:00:00	0	N/A	N/A	N/A
09:00:00	0	N/A	N/A	N/A
10:00:00	0	N/A	N/A	N/A
11:00:00	0	N/A	N/A	N/A

Starting Hour	Count	Average Speed of all Traffic	Violator Counts	Average Speed of Violators
12:00:00	0	N/A	N/A	N/A
13:00:00	0	N/A	N/A	N/A
14:00:00	0	N/A	N/A	N/A
15:00:00	0	N/A	N/A	N/A
16:00:00	0	N/A	N/A	N/A
17:00:00	0	N/A	N/A	N/A
18:00:00	0	N/A	N/A	N/A
19:00:00	0	N/A	N/A	N/A
20:00:00	0	N/A	N/A	N/A
21:00:00	0	N/A	N/A	N/A
22:00:00	0	N/A	N/A	N/A
23:00:00	0	N/A	N/A	N/A

Incoming Histogram

Tithe Barn Lane (A28 facing) June 2022

from Fri-Apr-22-2022-10-00-AM to Tue-Jun-21-2022-11-59-AM

Date	Starting Hr:min	<15	15 to <20	20 to <25	25 to <30	30 to <35	35 to <40	40 to <45	45 to <50	50 to <55	55 to <60	60 to <65	65 to <70	70 to <75	75 to <80	80 to <85	85 to <90	90 to <95	95 to <100	100 to >105	Total Counts	Avg Speed (MPH)	85pet Speed	10MPH Pace	% in pace	# of Speeders	% Speeders
22/04/2022	00:00	*	*	*	*	*	*	*	*	*	*	*	*	*	*	*	*	*	*	*	*	*	*	*	*	*	*
22/04/2022	01:00	*	*	*	*	*	*	*	*	*	*	*	*	*	*	*	*	*	*	*	*	*	*	*	*	*	*
22/04/2022	02:00	*	*	*	*	*	*	*	*	*	*	*	*	*	*	*	*	*	*	*	*	*	*	*	*	*	*
22/04/2022	03:00	*	*	*	*	*	*	*	*	*	*	*	*	*	*	*	*	*	*	*	*	*	*	*	*	*	*
22/04/2022	04:00	*	*	*	*	*	*	*	*	*	*	*	*	*	*	*	*	*	*	*	*	*	*	*	*	*	*
22/04/2022	05:00	*	*	*	*	*	*	*	*	*	*	*	*	*	*	*	*	*	*	*	*	*	*	*	*	*	*
22/04/2022	06:00	*	*	*	*	*	*	*	*	*	*	*	*	*	*	*	*	*	*	*	*	*	*	*	*	*	*
22/04/2022	07:00	*	*	*	*	*	*	*	*	*	*	*	*	*	*	*	*	*	*	*	*	*	*	*	*	*	*
22/04/2022	08:00	*	*	*	*	*	*	*	*	*	*	*	*	*	*	*	*	*	*	*	*	*	*	*	*	*	*
22/04/2022	09:00	0	0	0	2	1	1	0	0	0	0	0	0	0	0	0	0	0	0	0	4	31	35	25 to 35	75.0	1	25.0
22/04/2022	10:00	0	6	12	41	55	44	16	4	1	0	0	0	0	0	0	0	0	0	0	179	32.6	39.3	30 to 40	55.3	65	36.3
22/04/2022	11:00	3	0	8	48	58	45	20	4	0	1	0	0	0	0	0	0	0	0	0	187	33.1	39.7	25 to 35	56.7	70	37.4
22/04/2022	12:00	0	5	10	39	71	38	22	6	1	0	0	0	0	0	0	0	0	0	0	192	33.2	40	25 to 35	57.3	67	34.9
22/04/2022	13:00	14	31	62	82	49	14	3	1	0	0	0	0	0	0	0	0	0	0	0	256	25.8	33	20 to 30	56.3	18	7.0
22/04/2022	14:00	21	42	38	79	63	25	8	1	1	0	0	0	0	0	0	0	0	0	0	278	26.6	34.4	25 to 35	51.1	35	12.6
22/04/2022	15:00	2	16	30	98	137	63	25	0	1	0	0	0	0	0	0	0	0	0	0	372	31.1	37.6	25 to 35	63.2	89	23.9
22/04/2022	16:00	3	6	19	73	116	69	28	0	0	0	0	0	0	0	0	0	0	0	0	314	32.2	38.6	25 to 35	60.2	97	30.9
22/04/2022	17:00	8	13	30	71	101	81	25	2	1	0	0	0	0	0	0	0	0	0	0	332	31.5	38.6	30 to 40	54.8	109	32.8
22/04/2022	18:00	5	6	15	41	77	62	24	6	1	2	0	0	0	0	0	0	0	0	0	239	33.1	39.8	30 to 40	58.2	95	39.7
22/04/2022	19:00	0	14	14	45	77	51	18	3	0	0	0	0	0	0	0	0	0	0	0	222	32	38.8	30 to 40	57.7	72	32.4
22/04/2022	20:00	2	2	6	27	34	25	8	1	0	0	0	0	0	0	0	0	0	0	0	105	31.9	38.6	25 to 35	58.1	34	32.4
22/04/2022	21:00	0	1	2	18	31	25	8	1	1	0	0	0	0	0	0	0	0	0	0	87	33.7	39.4	30 to 40	64.4	35	40.2
22/04/2022	22:00	7	7	6	18	28	16	9	2	0	0	0	0	0	0	0	0	0	0	0	93	30.1	39.1	25 to 35	49.5	27	29.0
22/04/2022	23:00	0	0	2	9	11	8	5	3	1	0	0	0	0	0	0	0	0	0	0	39	34.5	43	25 to 35	51.3	17	43.6
24 Hr Summary		65	149	254	691	909	567	219	34	8	3	0	0	0	0	0	0	0	0	0	2899	31.1	38.5	25 to 35	55.2	831	28.7

Incoming Histogram
Tithe Barn Lane (A28 facing) June 2022

from Fri-Apr-22-2022-10-00-AM to Tue-Jun-21-2022-11-59-AM

Date	Starting Hr:min	<15	15 to <20	20 to <25	25 to <30	30 to <35	35 to <40	40 to <45	45 to <50	50 to <55	55 to <60	60 to <65	65 to <70	70 to <75	75 to <80	80 to <85	85 to <90	90 to <95	95 to <100	100 to >105	Total Counts	Avg Speed (MPH)	85pct Speed	10MPH Pace	% in pace	# of Speeders	% Speeders
23/04/2022	00:00	0	0	0	6	10	9	0	1	1	0	0	0	0	0	0	0	0	0	0	27	34.1	38.9	30 to 40	70.4	11	40.7
23/04/2022	01:00	1	0	0	2	2	0	0	0	0	0	0	0	0	0	0	0	0	0	0	5	26	32.5	25 to 35	80.0	*	*
23/04/2022	02:00	0	1	0	2	2	2	0	0	0	0	0	0	0	0	0	0	0	0	0	7	29.9	37.5	25 to 35	57.1	2	28.6
23/04/2022	03:00	2	1	0	0	0	2	0	0	0	0	0	0	0	0	0	0	0	0	0	5	21	37.5	0 to 10	40.0	2	40.0
23/04/2022	04:00	1	1	0	3	4	3	0	0	0	0	0	0	0	0	0	0	0	0	0	12	28.8	36.7	25 to 35	58.3	3	25.0
23/04/2022	05:00	0	2	1	2	4	0	1	0	0	0	0	0	0	0	0	0	0	0	0	10	28.1	33.8	25 to 35	60.0	1	10.0
23/04/2022	06:00	0	0	3	2	9	10	2	0	0	0	0	0	0	0	0	0	0	0	0	26	33.3	39	30 to 40	73.1	12	46.2
23/04/2022	07:00	0	4	4	9	20	12	10	1	0	0	0	0	0	0	0	0	0	0	0	60	32.8	41	30 to 40	53.3	23	38.3
23/04/2022	08:00	1	3	5	25	50	38	13	1	1	0	0	0	0	0	0	0	0	0	0	137	33.2	39.2	30 to 40	64.2	53	38.7
23/04/2022	09:00	2	5	5	36	54	51	21	3	1	0	0	0	0	0	0	0	0	0	0	178	33.4	39.8	30 to 40	59.0	76	42.7
23/04/2022	10:00	2	10	12	46	91	56	18	1	2	0	0	0	0	0	0	0	0	0	0	238	32.3	38.7	30 to 40	61.8	77	32.4
23/04/2022	11:00	2	8	17	40	79	72	21	4	0	0	0	0	0	0	0	0	0	0	0	243	32.8	39.2	30 to 40	62.1	97	39.9
23/04/2022	12:00	2	7	15	46	75	62	20	4	0	0	0	0	0	0	0	0	0	0	0	231	32.6	39.1	30 to 40	59.3	86	37.2
23/04/2022	13:00	3	4	13	39	80	64	22	4	0	0	0	0	0	0	0	0	0	0	0	229	33.1	39.4	30 to 40	62.9	90	39.3
23/04/2022	14:00	5	5	12	41	82	65	21	3	1	0	0	0	0	0	0	0	0	0	0	235	32.8	39.2	30 to 40	62.6	90	38.3
23/04/2022	15:00	4	6	11	43	71	63	18	5	1	0	0	0	0	0	0	0	0	0	0	222	32.8	39.3	30 to 40	60.4	87	39.2
23/04/2022	16:00	3	9	14	30	76	44	19	4	1	0	0	0	0	0	0	0	0	0	0	200	32.4	39.3	30 to 40	60.0	68	34.0
23/04/2022	17:00	2	9	12	33	55	50	18	3	0	0	0	0	0	0	0	0	0	0	0	182	32.5	39.4	30 to 40	57.7	71	39.0
23/04/2022	18:00	3	13	6	34	72	54	14	6	2	1	0	0	0	0	0	0	0	0	0	205	32.8	39.3	30 to 40	61.5	77	37.6
23/04/2022	19:00	5	7	14	19	35	46	11	2	1	0	0	0	0	0	0	0	0	0	0	140	32	39.2	30 to 40	57.9	60	42.9
23/04/2022	20:00	0	5	6	27	51	25	8	2	1	0	0	0	0	0	0	0	0	0	0	125	32.3	38.4	25 to 35	62.4	36	28.8
23/04/2022	21:00	1	3	4	17	21	23	3	4	1	0	0	0	0	0	0	0	0	0	0	77	32.8	39.1	30 to 40	57.1	31	40.3
23/04/2022	22:00	0	2	3	18	15	11	8	2	1	0	0	0	0	0	0	0	0	0	0	60	32.8	41.2	25 to 35	55.0	22	36.7
23/04/2022	23:00	0	0	1	17	14	17	3	0	1	0	0	0	0	0	0	0	0	0	0	53	33	38.8	25 to 35	58.5	21	39.6
24 Hr Summary		39	105	158	537	972	779	251	50	15	1	0	0	0	0	0	0	0	0	0	2907	32.7	39.2	30 to 40	60.2	1096	37.7

Incoming Histogram
Tithe Barn Lane (A28 facing) June 2022

from Fri-Apr-22-2022-10-00-AM to Tue-Jun-21-2022-11-59-AM

Date	Starting Hr:min	<15	15 to <20	20 to <25	25 to <30	30 to <35	35 to <40	40 to <45	45 to <50	50 to <55	55 to <60	60 to <65	65 to <70	70 to <75	75 to <80	80 to <85	85 to <90	90 to <95	95 to <100	100 to >105	Total Counts	Avg Speed (MPH)	85pct Speed	10MPH Pace	% in pace	# of Speeders	% Speeders
24/04/2022	00:00	0	1	1	2	6	8	4	2	0	0	0	0	0	0	0	0	0	0	0	24	35.3	42.5	30 to 40	58.3	14	58.3
24/04/2022	01:00	0	1	0	1	3	0	2	0	0	0	0	0	0	0	0	0	0	0	0	7	32	42.5	25 to 35	57.1	2	28.6
24/04/2022	02:00	0	0	0	3	2	1	0	2	0	0	0	0	0	0	0	0	0	0	0	8	34.8	47.5	25 to 35	62.5	3	37.5
24/04/2022	03:00	0	0	0	2	1	0	0	0	0	0	0	0	0	0	0	0	0	0	0	3	28.7	35	25 to 35	100.0	*	*
24/04/2022	04:00	0	0	0	0	1	1	3	0	0	0	0	0	0	0	0	0	0	0	0	5	39	43.3	35 to 45	80.0	4	80.0
24/04/2022	05:00	0	1	1	3	3	2	2	0	0	0	0	0	0	0	0	0	0	0	0	12	31.3	40	25 to 35	50.0	4	33.3
24/04/2022	06:00	0	0	1	5	5	8	0	1	0	0	0	0	0	0	0	0	0	0	0	20	33	38.8	30 to 40	65.0	9	45.0
24/04/2022	07:00	0	3	1	7	13	6	9	3	0	0	0	0	0	0	0	0	0	0	0	42	34	43.3	25 to 35	47.6	18	42.9
24/04/2022	08:00	0	1	1	7	15	19	9	1	0	0	0	0	0	0	0	0	0	0	0	53	35	41.1	30 to 40	64.2	29	54.7
24/04/2022	09:00	5	5	5	25	33	36	11	1	2	1	0	0	0	0	0	0	0	0	0	124	32.5	39.4	30 to 40	55.6	51	41.1
24/04/2022	10:00	0	3	5	18	49	51	17	4	1	0	0	0	0	0	0	0	0	0	0	148	34.6	40	30 to 40	67.6	73	49.3
24/04/2022	11:00	2	4	7	32	74	56	22	2	1	0	0	0	0	0	0	0	0	0	0	200	33.5	39.6	30 to 40	65.0	81	40.5
24/04/2022	12:00	5	6	10	24	82	61	21	6	0	0	0	0	0	0	0	0	0	0	0	215	33.3	39.6	30 to 40	66.5	88	40.9
24/04/2022	13:00	4	7	7	39	52	49	22	3	2	0	0	0	0	0	0	0	0	0	0	185	32.9	39.9	30 to 40	54.6	76	41.1
24/04/2022	14:00	1	9	15	46	82	45	12	1	1	0	0	0	0	0	0	0	0	0	0	212	31.7	38	25 to 35	60.4	59	27.8
24/04/2022	15:00	3	8	8	25	60	40	16	4	0	1	0	0	0	0	0	0	0	0	0	165	32.7	39.5	30 to 40	60.6	61	37.0
24/04/2022	16:00	5	9	10	20	60	48	16	6	1	1	0	0	0	0	0	0	0	0	0	176	32.9	39.8	30 to 40	61.4	72	40.9
24/04/2022	17:00	7	2	9	20	41	58	13	5	1	1	1	0	0	0	0	0	0	0	0	158	33.6	39.7	30 to 40	62.7	79	50.0
24/04/2022	18:00	1	3	2	33	58	41	22	5	0	0	0	0	0	0	0	0	0	0	0	165	33.9	40.5	30 to 40	60.0	68	41.2
24/04/2022	19:00	5	6	7	20	36	36	15	6	0	0	0	0	0	0	0	0	0	0	0	131	32.8	40.3	30 to 40	55.0	57	43.5
24/04/2022	20:00	2	6	8	14	21	24	7	1	0	0	0	0	0	0	0	0	0	0	0	83	31.4	39.2	30 to 40	54.2	32	38.6
24/04/2022	21:00	0	1	2	11	18	12	12	1	1	0	0	0	0	0	0	0	0	0	0	58	34.5	42.1	30 to 40	51.7	26	44.8
24/04/2022	22:00	0	1	5	16	14	11	5	1	0	1	0	0	0	0	0	0	0	0	0	54	32.3	39.5	25 to 35	55.6	18	33.3
24/04/2022	23:00	0	1	1	2	10	1	1	0	0	0	0	0	0	0	0	0	0	0	0	16	31	35	25 to 35	75.0	2	12.5
24 Hr Summary		40	78	106	375	739	614	241	55	10	5	1	0	0	0	0	0	0	0	0	2264	33.1	39.8	30 to 40	59.8	926	40.9

Incoming Histogram

Tithe Barn Lane (A28 facing) June 2022

from Fri-Apr-22-2022-10-00-AM to Tue-Jun-21-2022-11-59-AM

Date	Starting Hr:min	<15	15 to <20	20 to <25	25 to <30	30 to <35	35 to <40	40 to <45	45 to <50	50 to <55	55 to <60	60 to <65	65 to <70	70 to <75	75 to <80	80 to <85	85 to <90	90 to <95	95 to <100	100 to >105	Total Counts	Avg Speed (MPH)	85pet Speed	10MPH Pace	% in pace	# of Speeders	% Speeders	
25/04/2022	00:00	0	0	0	3	4	0	1	1	0	0	0	0	0	0	0	0	0	0	0	0	9	33.1	45	25 to 35	77.8	2	22.2
25/04/2022	01:00	0	1	0	2	0	1	1	0	0	0	0	0	0	0	0	0	0	0	0	0	5	30	40	20 to 30	40.0	2	40.0
25/04/2022	02:00	0	0	0	1	0	2	2	0	0	0	0	0	0	0	0	0	0	0	0	0	5	37	42.5	35 to 45	80.0	4	80.0
25/04/2022	03:00	0	0	0	1	1	0	0	1	0	0	0	0	0	0	0	0	0	0	0	0	3	35.3	50	25 to 35	66.7	1	33.3
25/04/2022	04:00	1	0	0	1	3	1	2	0	0	0	0	0	0	0	0	0	0	0	0	0	8	31.4	42.5	25 to 35	50.0	3	37.5
25/04/2022	05:00	2	3	0	2	2	4	3	0	2	0	0	0	0	0	0	0	0	0	0	0	18	31.8	43.3	35 to 45	38.9	9	50.0
25/04/2022	06:00	1	2	3	10	18	17	5	2	0	0	0	0	0	0	0	0	0	0	0	0	58	32.9	39.4	30 to 40	60.3	24	41.4
25/04/2022	07:00	2	2	3	42	56	51	15	2	3	1	0	0	0	0	0	0	0	0	0	0	177	33.6	39.4	30 to 40	60.5	72	40.7
25/04/2022	08:00	3	10	21	98	114	61	15	4	0	0	0	0	0	0	0	0	0	0	0	0	326	31.2	37.5	25 to 35	65.0	80	24.5
25/04/2022	09:00	2	3	7	60	68	63	18	2	1	1	0	0	0	0	0	0	0	0	0	0	225	32.9	39	30 to 40	58.2	85	37.8
25/04/2022	10:00	3	7	12	50	52	40	6	1	0	0	0	0	0	0	0	0	0	0	0	0	171	30.9	37.6	25 to 35	59.6	47	27.5
25/04/2022	11:00	4	5	11	48	68	35	8	3	0	0	0	0	0	0	0	0	0	0	0	0	182	31.3	37.7	25 to 35	63.7	46	25.3
25/04/2022	12:00	1	5	18	46	79	45	8	2	0	0	0	0	0	0	0	0	0	0	0	0	204	31.6	37.7	25 to 35	61.3	55	27.0
25/04/2022	13:00	4	6	10	40	62	40	15	3	0	0	0	0	0	0	0	0	0	0	0	0	180	32	38.9	25 to 35	56.7	58	32.2
25/04/2022	14:00	8	7	11	62	90	49	24	3	1	1	0	0	0	0	0	0	0	0	0	0	256	32	39.1	25 to 35	59.4	78	30.5
25/04/2022	15:00	2	7	20	92	121	74	16	3	1	0	0	0	0	0	0	0	0	0	0	0	336	31.8	38	25 to 35	63.4	94	28.0
25/04/2022	16:00	4	7	16	64	128	73	17	5	0	1	0	0	0	0	0	0	0	0	0	0	315	32.3	38.4	30 to 40	63.8	96	30.5
25/04/2022	17:00	4	6	19	74	115	69	27	3	0	0	1	0	0	0	0	0	0	0	0	0	318	32.3	38.8	25 to 35	59.4	100	31.4
25/04/2022	18:00	2	9	18	42	65	62	21	4	1	1	0	0	0	0	0	0	0	0	0	0	225	32.7	39.4	30 to 40	56.4	89	39.6
25/04/2022	19:00	4	6	10	28	51	61	11	3	2	0	0	0	0	0	0	0	0	0	0	0	176	32.9	39.2	30 to 40	63.6	77	43.8
25/04/2022	20:00	2	6	4	44	37	33	8	1	1	1	0	0	0	0	0	0	0	0	0	0	137	31.8	38.5	25 to 35	59.1	44	32.1
25/04/2022	21:00	1	1	7	20	22	16	4	2	1	0	0	0	0	0	0	0	0	0	0	0	74	31.8	38.8	25 to 35	56.8	23	31.1
25/04/2022	22:00	0	3	0	10	9	17	6	2	0	1	0	0	0	0	0	0	0	0	0	0	48	34.4	41.7	30 to 40	54.2	26	54.2
25/04/2022	23:00	0	0	2	6	6	5	3	1	0	0	0	0	0	0	0	0	0	0	0	0	23	33.1	41.7	25 to 35	52.2	9	39.1
24 Hr Summary		50	96	192	846	1171	819	236	48	13	7	1	0	0	0	0	0	0	0	0	0	3479	32.1	38.7	25 to 35	58.0	1124	32.3

Incoming Histogram
Tithe Barn Lane (A28 facing) June 2022

from Fri-Apr-22-2022-10-00-AM to Tue-Jun-21-2022-11-59-AM

Date	Starting Hr:min	<15	15 to <20	20 to <25	25 to <30	30 to <35	35 to <40	40 to <45	45 to <50	50 to <55	55 to <60	60 to <65	65 to <70	70 to <75	75 to <80	80 to <85	85 to <90	90 to <95	95 to <100	100 to >105	Total Counts	Avg Speed (MPH)	85pct Speed	10MPH Pace	% in pace	# of Speeders	% Speeders
26/04/2022	00:00	0	0	0	5	6	1	6	0	0	0	0	0	0	0	0	0	0	0	0	18	34.4	42.5	25 to 35	61.1	7	38.9
26/04/2022	01:00	0	0	0	1	0	0	0	0	0	0	0	0	0	0	0	0	0	0	0	1	27	30	20 to 30	100.0	*	*
26/04/2022	02:00	1	0	0	1	0	1	0	0	0	0	0	0	0	0	0	0	0	0	0	3	25.3	40	5 to 15	33.3	1	33.3
26/04/2022	03:00	0	0	0	3	0	0	2	0	0	0	0	0	0	0	0	0	0	0	0	5	33.2	42.5	20 to 30	60.0	2	40.0
26/04/2022	04:00	0	1	1	1	0	0	1	0	0	0	0	0	0	0	0	0	0	0	0	4	27	30	15 to 25	50.0	1	25.0
26/04/2022	05:00	3	3	0	1	6	3	4	2	0	0	0	0	0	0	0	0	0	0	0	22	30.8	43.8	30 to 40	40.9	9	40.9
26/04/2022	06:00	1	0	0	10	17	20	8	1	0	0	0	0	0	0	0	0	0	0	0	57	34.5	40	30 to 40	64.9	29	50.9
26/04/2022	07:00	4	6	9	39	63	38	21	2	2	0	0	0	0	0	0	0	0	0	0	184	32.5	39.6	25 to 35	55.4	63	34.2
26/04/2022	08:00	2	12	17	90	116	61	16	3	0	0	0	0	0	0	0	0	0	0	0	317	31.4	37.6	25 to 35	65.0	80	25.2
26/04/2022	09:00	4	4	16	52	88	50	21	2	0	0	0	0	0	0	0	0	0	0	0	237	32.1	38.7	25 to 35	59.1	73	30.8
26/04/2022	10:00	3	6	8	41	60	41	8	1	2	0	0	0	0	0	0	0	0	0	0	170	31.8	38.2	25 to 35	59.4	52	30.6
26/04/2022	11:00	2	5	16	39	74	50	17	2	1	0	0	0	0	0	0	0	0	0	0	206	32.4	38.9	30 to 40	60.2	70	34.0
26/04/2022	12:00	12	7	13	54	69	34	12	0	1	0	0	0	0	0	0	0	0	0	0	202	30.2	37.5	25 to 35	60.9	47	23.3
26/04/2022	13:00	1	1	12	29	67	54	22	5	1	0	0	0	0	0	0	0	0	0	0	192	33.9	39.9	30 to 40	63.0	82	42.7
26/04/2022	14:00	2	7	18	65	82	63	13	3	1	1	0	0	0	0	0	0	0	0	0	255	32	38.4	25 to 35	57.6	81	31.8
26/04/2022	15:00	4	8	23	85	102	69	21	5	0	0	0	0	0	0	0	0	0	0	0	317	31.7	38.4	25 to 35	59.0	95	30.0
26/04/2022	16:00	4	11	20	68	101	87	26	7	0	0	0	0	0	0	0	0	0	0	0	324	32.5	39.1	30 to 40	58.0	120	37.0
26/04/2022	17:00	2	7	31	93	126	99	14	9	0	0	0	0	0	0	0	0	0	0	0	381	32.1	38.3	30 to 40	59.1	122	32.0
26/04/2022	18:00	7	9	20	73	93	73	34	4	0	0	0	0	0	0	0	0	0	0	0	313	32.1	39.4	25 to 35	53.0	111	35.5
26/04/2022	19:00	3	5	15	29	52	52	19	5	0	0	0	0	0	0	0	0	0	0	0	180	32.9	39.7	30 to 40	57.8	76	42.2
26/04/2022	20:00	0	3	5	29	41	25	13	5	1	0	0	0	0	0	0	0	0	0	0	122	33.3	40.4	25 to 35	57.4	44	36.1
26/04/2022	21:00	0	4	7	24	19	18	11	3	0	0	0	0	0	0	0	0	0	0	0	86	32.2	40.5	25 to 35	50.0	32	37.2
26/04/2022	22:00	2	2	2	9	21	16	6	2	0	1	0	0	0	0	0	0	0	0	0	61	33.2	40	30 to 40	60.7	25	41.0
26/04/2022	23:00	2	2	0	5	5	5	8	0	0	0	0	0	0	0	0	0	0	0	0	27	32.3	42.5	35 to 45	48.1	13	48.1
24 Hr Summary		59	103	233	846	1208	860	303	61	9	2	0	0	0	0	0	0	0	0	0	3684	32.2	39	30 to 40	56.1	1235	33.5

Incoming Histogram

Tithe Barn Lane (A28 facing) June 2022

from Fri-Apr-22-2022-10-00-AM to Tue-Jun-21-2022-11-59-AM

Date	Starting Hr:min	<15	15 to <20	20 to <25	25 to <30	30 to <35	35 to <40	40 to <45	45 to <50	50 to <55	55 to <60	60 to <65	65 to <70	70 to <75	75 to <80	80 to <85	85 to <90	90 to <95	95 to <100	100 to >105	Total Counts	Avg Speed (MPH)	85pet Speed	10MPH Pace	% in pace	# of Speeders	% Speeders	
27/04/2022	00:00	1	1	0	4	2	2	0	0	0	0	0	0	0	0	0	0	0	0	0	0	10	27.6	35	25 to 35	60.0	2	20.0
27/04/2022	01:00	0	0	1	0	0	5	4	0	0	0	0	0	0	0	0	0	0	0	0	0	10	37.7	42.5	35 to 45	90.0	9	90.0
27/04/2022	02:00	1	0	0	0	1	1	0	0	0	0	0	0	0	0	0	0	0	0	0	0	3	25.3	40	30 to 40	66.7	1	33.3
27/04/2022	03:00	0	0	0	1	0	2	1	0	0	0	0	0	0	0	0	0	0	0	0	0	4	35.8	40	35 to 45	75.0	3	75.0
27/04/2022	04:00	1	0	1	0	2	2	0	0	0	0	0	0	0	0	0	0	0	0	0	0	6	28.8	37.5	30 to 40	66.7	2	33.3
27/04/2022	05:00	0	1	1	0	4	7	1	1	0	0	0	0	0	0	0	0	0	0	0	0	15	34.5	40	30 to 40	73.3	9	60.0
27/04/2022	06:00	1	2	0	14	10	9	10	1	0	0	0	0	0	0	0	0	0	0	0	0	47	33.1	42	25 to 35	51.1	20	42.6
27/04/2022	07:00	4	6	13	52	62	47	16	4	1	0	0	0	0	0	0	0	0	0	0	0	205	32	38.9	25 to 35	55.6	68	33.2
27/04/2022	08:00	1	6	19	80	102	55	15	0	0	0	0	0	0	0	0	0	0	0	0	0	278	31.4	37.5	25 to 35	65.5	70	25.2
27/04/2022	09:00	5	2	11	52	101	45	20	3	0	1	0	0	0	0	0	0	0	0	0	0	240	32.4	38.7	25 to 35	63.8	69	28.8
27/04/2022	10:00	4	2	15	36	68	43	8	0	0	0	0	0	0	0	0	0	0	0	0	0	176	31.6	37.9	30 to 40	63.1	51	29.0
27/04/2022	11:00	8	7	9	60	83	29	4	0	1	0	0	0	0	0	0	0	0	0	0	0	201	30.2	35.7	25 to 35	71.1	34	16.9
27/04/2022	12:00	1	5	11	30	57	45	18	4	0	0	0	0	0	0	0	0	0	0	0	0	171	33	39.6	30 to 40	59.6	67	39.2
27/04/2022	13:00	6	5	18	52	75	45	14	1	0	0	0	0	0	0	0	0	0	0	0	0	216	31.2	38.1	25 to 35	58.8	60	27.8
27/04/2022	14:00	3	10	18	59	91	63	8	0	0	0	0	0	0	0	0	0	0	0	0	0	252	31.3	37.6	30 to 40	61.1	71	28.2
27/04/2022	15:00	5	10	38	98	130	73	20	7	0	0	0	0	0	0	0	0	0	0	0	0	381	31.3	37.9	25 to 35	59.8	100	26.2
27/04/2022	16:00	8	14	26	84	99	66	20	8	0	0	0	0	0	0	0	0	0	0	0	0	325	31.2	38.4	25 to 35	56.3	94	28.9
27/04/2022	17:00	4	14	17	75	113	86	25	2	0	1	0	0	0	0	0	0	0	0	0	0	337	32.1	38.7	30 to 40	59.1	114	33.8
27/04/2022	18:00	2	3	10	48	68	58	28	4	1	0	0	0	0	0	0	0	0	0	0	0	222	33.4	40	30 to 40	56.8	91	41.0
27/04/2022	19:00	3	5	8	31	53	39	17	3	3	1	0	0	0	0	0	0	0	0	0	0	163	33.1	40	30 to 40	56.4	63	38.7
27/04/2022	20:00	1	3	12	37	48	22	8	3	0	0	0	0	0	0	0	0	0	0	0	0	134	31.4	38	25 to 35	63.4	33	24.6
27/04/2022	21:00	3	4	10	20	31	25	7	1	1	0	0	0	0	0	0	0	0	0	0	0	102	31.4	38.8	30 to 40	54.9	34	33.3
27/04/2022	22:00	2	2	1	9	18	11	6	3	0	0	0	0	0	0	0	0	0	0	0	0	52	32.9	40.8	30 to 40	55.8	20	38.5
27/04/2022	23:00	1	0	0	5	7	5	2	1	0	0	0	0	0	0	0	0	0	0	0	0	21	32.9	40	25 to 35	57.1	8	38.1
24 Hr Summary		65	102	239	847	1225	785	252	46	7	3	0	0	0	0	0	0	0	0	0	0	3571	31.8	38.5	25 to 35	58.0	1093	30.6

Incoming Histogram

Tithe Barn Lane (A28 facing) June 2022

from Fri-Apr-22-2022-10-00-AM to Tue-Jun-21-2022-11-59-AM

Date	Starting Hr:min	<15	15 to <20	20 to <25	25 to <30	30 to <35	35 to <40	40 to <45	45 to <50	50 to <55	55 to <60	60 to <65	65 to <70	70 to <75	75 to <80	80 to <85	85 to <90	90 to <95	95 to <100	100 to >105	Total Counts	Avg Speed (MPH)	85pet Speed	10MPH Pace	% in pace	# of Speeders	% Speeders	
28/04/2022	00:00	1	0	0	3	2	2	1	0	0	0	0	0	0	0	0	0	0	0	0	0	9	30.4	40	25 to 35	55.6	3	33.3
28/04/2022	01:00	0	0	0	4	1	1	0	1	0	0	0	0	0	0	0	0	0	0	0	0	7	32	40	25 to 35	71.4	2	28.6
28/04/2022	02:00	0	1	0	0	1	1	1	0	0	0	0	0	0	0	0	0	0	0	0	0	4	32	40	30 to 40	50.0	2	50.0
28/04/2022	03:00	0	0	0	1	1	0	0	0	0	0	0	0	0	0	0	0	0	0	0	0	2	29.5	35	25 to 35	100.0	*	*
28/04/2022	04:00	0	0	0	1	0	1	3	0	0	0	0	0	0	0	0	0	0	0	0	0	5	38.2	43.3	35 to 45	80.0	4	80.0
28/04/2022	05:00	2	0	1	4	2	4	2	1	0	0	0	0	0	0	0	0	0	0	0	0	16	31.2	42.5	25 to 35	37.5	7	43.8
28/04/2022	06:00	2	2	0	22	11	14	9	2	0	0	0	0	0	0	0	0	0	0	0	0	62	32.4	41.1	25 to 35	53.2	25	40.3
28/04/2022	07:00	1	2	9	52	68	48	15	2	1	0	0	0	0	0	0	0	0	0	0	0	198	32.6	38.8	25 to 35	60.6	66	33.3
28/04/2022	08:00	5	5	5	82	107	51	14	2	0	0	0	0	0	0	0	0	0	0	0	0	271	31.6	37.5	25 to 35	69.7	67	24.7
28/04/2022	09:00	4	2	13	55	94	49	13	3	0	0	0	0	0	0	0	0	0	0	0	0	233	32	38.1	25 to 35	63.9	65	27.9
28/04/2022	10:00	4	5	14	35	60	30	9	3	0	0	0	0	0	0	0	0	0	0	0	0	160	31.2	38	25 to 35	59.4	42	26.3
28/04/2022	11:00	6	8	19	41	71	31	13	2	0	0	0	1	0	0	0	0	0	0	0	0	192	30.8	37.9	25 to 35	58.3	47	24.5
28/04/2022	12:00	3	4	9	37	58	49	14	2	0	0	0	0	0	0	0	0	0	0	0	0	176	32.5	39	30 to 40	60.8	65	36.9
28/04/2022	13:00	0	3	13	47	63	42	12	4	1	0	0	0	0	0	0	0	0	0	0	0	185	32.4	38.7	25 to 35	59.5	59	31.9
28/04/2022	14:00	5	8	21	70	73	48	14	1	0	0	0	0	0	0	0	0	0	0	0	0	240	30.8	37.8	25 to 35	59.6	63	26.3
28/04/2022	15:00	4	12	18	108	112	58	15	1	0	0	0	0	0	0	0	0	0	0	0	0	328	30.8	37.2	25 to 35	67.1	74	22.6
28/04/2022	16:00	7	11	23	79	99	70	19	6	1	2	1	0	0	0	0	0	0	0	0	0	318	31.8	38.6	25 to 35	56.0	99	31.1
28/04/2022	17:00	5	12	16	73	97	78	25	5	0	0	0	0	0	0	0	0	0	0	0	0	311	32.1	38.9	30 to 40	56.3	108	34.7
28/04/2022	18:00	5	9	11	44	77	52	38	6	3	0	0	0	0	0	0	0	0	0	0	0	245	33.3	41.3	30 to 40	52.7	99	40.4
28/04/2022	19:00	3	5	14	35	54	35	31	4	2	0	0	0	0	0	0	0	0	0	0	0	183	33.1	41.6	25 to 35	48.6	72	39.3
28/04/2022	20:00	2	4	7	32	43	29	9	3	0	0	0	0	0	0	0	0	0	0	0	0	129	32	38.8	25 to 35	58.1	41	31.8
28/04/2022	21:00	0	3	8	15	20	21	9	3	0	0	0	0	0	0	0	0	0	0	0	0	79	32.8	40	30 to 40	51.9	33	41.8
28/04/2022	22:00	0	2	3	12	18	19	9	1	0	0	0	0	0	0	0	0	0	0	0	0	64	33.6	40	30 to 40	57.8	29	45.3
28/04/2022	23:00	1	0	2	8	5	0	2	1	2	0	0	0	0	0	0	0	0	0	0	0	21	32	45	25 to 35	61.9	5	23.8
24 Hr Summary		60	98	206	860	1137	733	277	53	10	2	1	1	0	0	0	0	0	0	0	0	3438	32	38.8	25 to 35	58.1	1077	31.3

Incoming Histogram
Tithe Barn Lane (A28 facing) June 2022

from Fri-Apr-22-2022-10-00-AM to Tue-Jun-21-2022-11-59-AM

Date	Starting Hr:min	<15	15 to <20	20 to <25	25 to <30	30 to <35	35 to <40	40 to <45	45 to <50	50 to <55	55 to <60	60 to <65	65 to <70	70 to <75	75 to <80	80 to <85	85 to <90	90 to <95	95 to <100	100 to >105	Total Counts	Avg Speed (MPH)	85pet Speed	10MPH Pace	% in pace	# of Speeders	% Speeders	
29/04/2022	00:00	0	0	1	2	2	2	1	0	1	0	0	0	0	0	0	0	0	0	0	0	9	34.2	45	25 to 35	44.4	4	44.4
29/04/2022	01:00	2	0	1	1	0	0	2	0	0	0	0	0	0	0	0	0	0	0	0	0	6	25.3	42.5	5 to 15	33.3	2	33.3
29/04/2022	02:00	0	1	0	0	3	4	0	0	0	0	0	0	0	0	0	0	0	0	0	0	8	32.8	38.8	30 to 40	87.5	4	50.0
29/04/2022	03:00	0	0	0	0	0	0	0	0	0	0	0	0	0	0	0	0	0	0	0	0	0	0	0	*	*	*	*
29/04/2022	04:00	2	0	0	2	2	1	0	0	0	0	0	0	0	0	0	0	0	0	0	0	7	25.6	35	25 to 35	57.1	1	14.3
29/04/2022	05:00	1	0	1	0	2	2	2	0	1	0	0	0	0	0	0	0	0	0	0	0	9	34.2	45	30 to 40	44.4	5	55.6
29/04/2022	06:00	1	1	3	13	18	12	4	2	0	0	0	0	0	0	0	0	0	0	0	0	54	32.3	39.2	25 to 35	57.4	18	33.3
29/04/2022	07:00	5	8	11	48	68	33	14	2	0	0	0	0	0	0	0	0	0	0	0	0	189	31.1	38.2	25 to 35	61.4	49	25.9
29/04/2022	08:00	2	13	13	84	109	51	21	2	0	0	0	0	0	0	0	0	0	0	0	0	295	31.5	37.9	25 to 35	65.4	74	25.1
29/04/2022	09:00	2	6	9	55	78	75	12	3	1	0	0	0	0	0	0	0	0	0	0	0	241	32.7	38.7	30 to 40	63.5	91	37.8
29/04/2022	10:00	7	8	9	32	53	43	12	5	0	0	0	0	0	0	0	0	0	0	0	0	169	31.8	39.1	30 to 40	56.8	60	35.5
29/04/2022	11:00	9	5	13	49	75	53	14	3	0	0	0	0	0	0	0	0	0	0	0	0	221	31.6	38.5	30 to 40	57.9	70	31.7
29/04/2022	12:00	0	10	12	42	79	52	15	2	0	0	0	0	0	0	0	0	0	0	0	0	212	32.2	38.6	30 to 40	61.8	69	32.5
29/04/2022	13:00	4	7	8	68	87	44	12	3	0	0	0	0	0	0	0	0	0	0	0	0	233	31.5	37.7	25 to 35	66.5	59	25.3
29/04/2022	14:00	3	6	11	48	77	53	12	3	2	2	0	0	0	0	0	0	0	0	0	0	217	32.5	38.7	30 to 40	59.9	72	33.2
29/04/2022	15:00	25	22	57	130	149	67	21	3	0	0	0	0	0	0	0	0	0	0	0	0	474	29.2	36.5	25 to 35	58.9	91	19.2
29/04/2022	16:00	8	9	28	78	101	86	25	5	0	0	0	0	0	0	0	0	0	0	0	0	340	31.8	38.8	30 to 40	55.0	116	34.1
29/04/2022	17:00	11	9	20	79	129	85	29	4	0	1	0	0	0	0	0	0	0	0	0	0	367	32	38.8	30 to 40	58.3	119	32.4
29/04/2022	18:00	1	4	14	53	82	64	18	8	0	0	0	0	0	0	0	0	0	0	0	0	244	33	39.1	30 to 40	59.8	90	36.9
29/04/2022	19:00	4	7	8	37	64	53	19	2	3	1	0	0	0	0	0	0	0	0	0	0	198	33	39.5	30 to 40	59.1	78	39.4
29/04/2022	20:00	6	4	4	21	43	34	9	2	2	0	0	0	0	0	0	0	0	0	0	0	125	32.4	39.1	30 to 40	61.6	47	37.6
29/04/2022	21:00	3	3	11	24	27	21	9	3	1	0	0	0	0	0	0	0	0	0	0	0	102	31.6	39.5	25 to 35	50.0	34	33.3
29/04/2022	22:00	0	2	6	23	17	16	14	2	0	0	0	0	0	0	0	0	0	0	0	0	80	32.8	41.4	25 to 35	50.0	32	40.0
29/04/2022	23:00	1	0	1	8	13	11	8	0	1	0	0	0	0	0	0	0	0	0	0	0	43	34.3	41.9	30 to 40	55.8	20	46.5
24 Hr Summary		97	125	241	897	1278	862	273	54	12	4	0	0	0	0	0	0	0	0	0	0	3843	31.7	38.6	25 to 35	56.6	1205	31.4

Incoming Histogram

Tithe Barn Lane (A28 facing) June 2022

from Fri-Apr-22-2022-10-00-AM to Tue-Jun-21-2022-11-59-AM

Date	Starting Hr:min	<15	15 to <20	20 to <25	25 to <30	30 to <35	35 to <40	40 to <45	45 to <50	50 to <55	55 to <60	60 to <65	65 to <70	70 to <75	75 to <80	80 to <85	85 to <90	90 to <95	95 to <100	100 to >105	Total Counts	Avg Speed (MPH)	85pct Speed	10MPH Pace	% in pace	# of Speeders	% Speeders	
30/04/2022	00:00	0	0	0	6	3	7	2	0	0	0	0	0	0	0	0	0	0	0	0	0	18	33.6	39.3	30 to 40	55.6	9	50.0
30/04/2022	01:00	0	0	1	0	4	2	0	0	0	0	0	0	0	0	0	0	0	0	0	0	7	32.1	37.5	30 to 40	85.7	2	28.6
30/04/2022	02:00	0	0	0	1	2	0	0	0	0	0	0	0	0	0	0	0	0	0	0	0	3	30.3	35	25 to 35	100.0	*	*
30/04/2022	03:00	0	0	0	1	1	1	0	2	0	0	0	0	0	0	0	0	0	0	0	0	5	38	47.5	25 to 35	40.0	3	60.0
30/04/2022	04:00	0	0	2	2	3	0	1	0	0	0	0	0	0	0	0	0	0	0	0	0	8	29.6	35	25 to 35	62.5	1	12.5
30/04/2022	05:00	0	1	0	1	2	2	2	0	0	0	0	0	0	0	0	0	0	0	0	0	8	33.4	42.5	30 to 40	50.0	4	50.0
30/04/2022	06:00	1	3	0	2	8	10	1	0	0	0	0	0	0	0	0	0	0	0	0	0	25	31.6	38.5	30 to 40	72.0	11	44.0
30/04/2022	07:00	0	2	6	14	25	16	9	0	0	0	0	0	0	0	0	0	0	0	0	0	72	32.5	39.4	30 to 40	56.9	25	34.7
30/04/2022	08:00	3	5	13	28	53	26	8	6	1	0	0	0	0	0	0	0	0	0	0	0	143	31.8	38.8	25 to 35	56.6	41	28.7
30/04/2022	09:00	2	4	16	41	59	42	7	3	2	0	0	0	0	0	0	0	0	0	0	0	176	31.8	38.3	30 to 40	57.4	54	30.7
30/04/2022	10:00	4	5	13	41	68	53	21	3	3	0	1	0	0	0	0	0	0	0	0	0	212	33	39.6	30 to 40	57.1	81	38.2
30/04/2022	11:00	2	8	8	37	78	61	19	2	3	1	0	0	0	0	0	0	0	0	0	0	219	33.3	39.3	30 to 40	63.5	86	39.3
30/04/2022	12:00	5	6	12	52	75	50	18	3	2	0	0	0	0	0	0	0	0	0	0	0	223	32.1	39	25 to 35	57.0	73	32.7
30/04/2022	13:00	4	6	13	44	56	54	22	9	2	0	0	0	0	0	0	0	0	0	0	0	210	33.1	40.2	30 to 40	52.4	87	41.4
30/04/2022	14:00	7	10	10	38	82	62	8	2	0	0	0	0	0	0	0	0	0	0	0	0	219	31.7	38.1	30 to 40	65.8	72	32.9
30/04/2022	15:00	4	5	10	44	55	51	15	2	2	0	0	0	0	0	0	0	0	0	0	0	188	32.4	39.1	30 to 40	56.4	70	37.2
30/04/2022	16:00	4	2	16	38	65	60	13	1	0	0	0	0	0	0	0	0	0	0	0	0	199	32.3	38.7	30 to 40	62.8	74	37.2
30/04/2022	17:00	3	2	8	39	59	52	25	5	0	1	0	0	0	0	0	0	0	0	0	0	194	33.7	40.4	30 to 40	57.2	83	42.8
30/04/2022	18:00	2	5	16	36	58	36	20	3	0	1	1	0	0	0	0	0	0	0	0	0	178	32.5	39.7	25 to 35	52.8	61	34.3
30/04/2022	19:00	1	4	7	25	51	31	12	5	3	1	0	0	0	0	0	0	0	0	0	0	140	33.5	40	30 to 40	58.6	52	37.1
30/04/2022	20:00	1	1	7	20	32	20	14	2	0	0	0	0	0	0	0	0	0	0	0	0	97	33	40.4	25 to 35	53.6	36	37.1
30/04/2022	21:00	4	0	3	21	23	19	9	2	0	0	0	0	0	0	0	0	0	0	0	0	81	32.2	39.7	25 to 35	54.3	30	37.0
30/04/2022	22:00	2	1	1	10	21	12	7	2	1	0	0	0	0	0	0	0	0	0	0	0	57	33.4	40.7	30 to 40	57.9	22	38.6
30/04/2022	23:00	1	0	3	2	12	14	2	1	1	0	0	0	0	0	0	0	0	0	0	0	36	34.1	39.6	30 to 40	72.2	18	50.0
24 Hr Summary		50	70	165	543	895	681	235	53	20	4	2	0	0	0	0	0	0	0	0	2718	32.6	39.3	30 to 40	58.0	995	36.6	

Incoming Histogram
Tithe Barn Lane (A28 facing) June 2022

from Fri-Apr-22-2022-10-00-AM to Tue-Jun-21-2022-11-59-AM

Date	Starting Hr:min	<15	15 to <20	20 to <25	25 to <30	30 to <35	35 to <40	40 to <45	45 to <50	50 to <55	55 to <60	60 to <65	65 to <70	70 to <75	75 to <80	80 to <85	85 to <90	90 to <95	95 to <100	100 to >105	Total Counts	Avg Speed (MPH)	85pet Speed	10MPH Pace	% in pace	# of Speeders	% Speeders
01/05/2022	00:00	0	0	1	3	6	5	0	0	0	0	0	0	0	0	0	0	0	0	0	15	32.1	38	30 to 40	73.3	5	33.3
01/05/2022	01:00	0	0	0	1	3	0	1	1	0	0	0	0	0	0	0	0	0	0	0	6	35.3	45	25 to 35	66.7	2	33.3
01/05/2022	02:00	0	0	0	1	2	0	0	1	2	0	0	0	0	0	0	0	0	0	0	6	40.3	52.5	25 to 35	50.0	3	50.0
01/05/2022	03:00	0	0	1	0	0	0	1	0	0	0	0	0	0	0	0	0	0	0	0	2	32	45	15 to 25	50.0	1	50.0
01/05/2022	04:00	0	0	0	4	0	1	0	0	0	0	0	0	0	0	0	0	0	0	0	5	29.2	30	20 to 30	80.0	1	20.0
01/05/2022	05:00	0	0	1	1	2	2	2	1	0	0	0	0	0	0	0	0	0	0	0	9	35.3	45	30 to 40	44.4	5	55.6
01/05/2022	06:00	0	2	0	2	5	4	4	1	0	0	0	0	0	0	0	0	0	0	0	18	34	42.5	30 to 40	50.0	9	50.0
01/05/2022	07:00	0	0	0	3	14	7	7	1	2	0	0	0	0	0	0	0	0	0	0	34	36.5	43.6	30 to 40	61.8	17	50.0
01/05/2022	08:00	0	2	2	13	25	17	5	4	1	0	0	0	0	0	0	0	0	0	0	69	33.8	40	30 to 40	60.9	27	39.1
01/05/2022	09:00	2	1	5	24	33	33	16	5	0	0	0	0	0	0	0	0	0	0	0	119	33.8	40.9	30 to 40	55.5	54	45.4
01/05/2022	10:00	1	4	6	22	57	39	9	2	2	0	0	0	0	0	0	0	0	0	0	142	33.1	39	30 to 40	67.6	52	36.6
01/05/2022	11:00	4	5	10	48	59	42	15	4	0	0	0	0	0	0	0	0	0	0	0	187	32	38.9	25 to 35	57.2	61	32.6
01/05/2022	12:00	2	1	16	42	54	56	16	2	0	0	0	0	0	0	0	0	0	0	0	189	32.6	39.1	30 to 40	58.2	74	39.2
01/05/2022	13:00	5	10	15	35	50	49	15	2	0	0	0	0	0	0	0	0	0	0	0	181	31.5	39	30 to 40	54.7	66	36.5
01/05/2022	14:00	1	6	10	17	63	54	17	4	0	0	0	0	0	0	0	0	0	0	0	172	33.6	39.5	30 to 40	68.0	75	43.6
01/05/2022	15:00	3	8	6	30	63	50	15	3	0	0	0	0	0	0	0	0	0	0	0	178	32.7	39.1	30 to 40	63.5	68	38.2
01/05/2022	16:00	4	5	8	33	44	44	20	7	1	0	0	0	0	0	0	0	0	0	0	166	33.2	40.8	30 to 40	53.0	72	43.4
01/05/2022	17:00	4	5	5	32	44	39	20	5	1	0	0	0	0	0	0	0	0	0	0	155	33.2	40.8	30 to 40	53.5	65	41.9
01/05/2022	18:00	2	5	13	23	43	42	16	2	1	1	0	0	0	0	0	0	0	0	0	148	32.9	39.8	30 to 40	57.4	62	41.9
01/05/2022	19:00	1	3	5	21	35	35	12	4	0	1	0	0	0	0	0	0	0	0	0	117	33.7	39.9	30 to 40	59.8	52	44.4
01/05/2022	20:00	2	3	5	17	29	13	8	3	0	0	0	0	0	0	0	0	0	0	0	80	31.9	39.6	25 to 35	57.5	24	30.0
01/05/2022	21:00	1	1	5	10	36	22	5	2	1	0	0	0	0	0	0	0	0	0	0	83	33.2	39.1	30 to 40	69.9	30	36.1
01/05/2022	22:00	1	3	5	9	20	11	3	1	1	0	0	0	0	0	0	0	0	0	0	54	31.5	38.6	30 to 40	57.4	16	29.6
01/05/2022	23:00	1	0	4	12	6	6	1	1	0	0	0	0	0	0	0	0	0	0	0	31	30.1	37.5	25 to 35	58.1	8	25.8
24 Hr Summary		34	64	123	403	693	571	208	56	12	2	0	0	0	0	0	0	0	0	0	2166	32.9	39.6	30 to 40	58.4	849	39.2

Incoming Histogram

Tithe Barn Lane (A28 facing) June 2022

from Fri-Apr-22-2022-10-00-AM to Tue-Jun-21-2022-11-59-AM

Date	Starting Hr:min	<15	15 to <20	20 to <25	25 to <30	30 to <35	35 to <40	40 to <45	45 to <50	50 to <55	55 to <60	60 to <65	65 to <70	70 to <75	75 to <80	80 to <85	85 to <90	90 to <95	95 to <100	100 to >105	Total Counts	Avg Speed (MPH)	85pct Speed	10MPH Pace	% in pace	# of Speeders	% Speeders	
02/05/2022	00:00	0	1	1	2	3	2	2	0	0	1	0	0	0	0	0	0	0	0	0	0	12	33.7	42.5	25 to 35	41.7	5	41.7
02/05/2022	01:00	0	2	0	2	0	4	1	1	0	0	0	0	0	0	0	0	0	0	0	0	10	32.5	40	35 to 45	50.0	6	60.0
02/05/2022	02:00	0	0	0	0	2	2	0	0	0	0	0	0	0	0	0	0	0	0	0	0	4	34.5	37.5	30 to 40	100.0	2	50.0
02/05/2022	03:00	1	0	0	1	1	0	0	0	0	0	0	0	0	0	0	0	0	0	0	0	3	23.7	35	25 to 35	66.7	*	*
02/05/2022	04:00	0	0	0	0	1	2	2	0	0	0	0	0	0	0	0	0	0	0	0	0	5	38	42.5	35 to 45	80.0	4	80.0
02/05/2022	05:00	1	0	0	2	2	2	0	0	0	0	0	0	0	0	0	0	0	0	0	0	7	29.1	37.5	25 to 35	57.1	2	28.6
02/05/2022	06:00	1	4	0	5	7	8	5	0	0	0	0	0	0	0	0	0	0	0	0	0	30	31.6	41	30 to 40	50.0	13	43.3
02/05/2022	07:00	1	2	0	8	18	15	10	4	0	1	0	0	0	0	0	0	0	0	0	0	59	35.1	43	30 to 40	55.9	30	50.8
02/05/2022	08:00	0	1	3	14	24	13	10	1	0	1	0	0	0	0	0	0	0	0	0	0	67	33.6	41	25 to 35	56.7	25	37.3
02/05/2022	09:00	1	5	8	22	36	29	18	1	0	0	0	0	0	0	0	0	0	0	0	0	120	32.8	40.3	30 to 40	54.2	48	40.0
02/05/2022	10:00	1	3	13	45	54	39	14	1	0	0	0	0	0	0	0	0	0	0	0	0	170	32	38.6	25 to 35	58.2	54	31.8
02/05/2022	11:00	4	3	8	38	65	28	17	1	2	0	0	0	0	0	0	0	0	0	0	0	166	32.2	39.1	25 to 35	62.0	48	28.9
02/05/2022	12:00	4	7	7	44	69	57	15	6	0	0	0	0	0	0	0	0	0	0	0	0	209	32.6	39.1	30 to 40	60.3	78	37.3
02/05/2022	13:00	2	9	7	41	66	47	14	0	0	0	0	0	0	0	0	0	0	0	0	0	186	32	38.5	30 to 40	60.8	61	32.8
02/05/2022	14:00	2	8	15	29	75	48	18	0	0	1	0	0	0	0	0	0	0	0	0	0	196	32.3	39	30 to 40	62.8	67	34.2
02/05/2022	15:00	4	1	9	39	49	44	26	4	0	0	0	0	0	0	0	0	0	0	0	0	176	33.3	40.8	30 to 40	52.8	74	42.0
02/05/2022	16:00	0	5	7	39	62	44	10	5	1	0	0	0	0	0	0	0	0	0	0	0	173	32.8	38.9	30 to 40	61.3	60	34.7
02/05/2022	17:00	3	10	15	31	57	47	26	1	0	0	0	0	0	0	0	0	0	0	0	0	190	32.4	39.9	30 to 40	54.7	74	38.9
02/05/2022	18:00	2	3	6	26	48	38	12	6	1	0	0	0	0	0	0	0	0	0	0	0	142	33.4	39.7	30 to 40	60.6	57	40.1
02/05/2022	19:00	2	3	11	27	41	37	12	4	3	0	1	0	0	0	0	0	0	0	0	0	141	33.3	39.9	30 to 40	55.3	57	40.4
02/05/2022	20:00	2	3	11	19	25	24	8	3	0	0	0	0	0	0	0	0	0	0	0	0	95	31.9	39.4	30 to 40	51.6	35	36.8
02/05/2022	21:00	2	4	7	8	23	11	9	3	0	0	0	0	0	0	0	0	0	0	0	0	67	32	41.1	30 to 40	50.7	23	34.3
02/05/2022	22:00	0	0	2	5	14	10	0	1	1	1	0	0	0	0	0	0	0	0	0	0	34	34.1	39	30 to 40	70.6	13	38.2
02/05/2022	23:00	0	0	3	3	3	4	4	2	0	0	0	0	0	0	0	0	0	0	0	0	19	34.4	43.8	35 to 45	42.1	10	52.6
24 Hr Summary		33	74	133	450	745	555	233	44	8	5	1	0	0	0	0	0	0	0	0	2281	32.7	39.5	30 to 40	57.0	846	37.1	

Incoming Histogram

Tithe Barn Lane (A28 facing) June 2022

from Fri-Apr-22-2022-10-00-AM to Tue-Jun-21-2022-11-59-AM

Date	Starting Hr:min	<15	15 to <20	20 to <25	25 to <30	30 to <35	35 to <40	40 to <45	45 to <50	50 to <55	55 to <60	60 to <65	65 to <70	70 to <75	75 to <80	80 to <85	85 to <90	90 to <95	95 to <100	100 to >105	Total Counts	Avg Speed (MPH)	85pct Speed	10MPH Pace	% in pace	# of Speeders	% Speeders	
03/05/2022	00:00	0	1	1	2	2	3	2	1	0	0	0	0	0	0	0	0	0	0	0	0	12	33.3	42.5	30 to 40	41.7	6	50.0
03/05/2022	01:00	0	0	1	0	0	2	0	0	0	0	0	0	0	0	0	0	0	0	0	0	3	32	40	30 to 40	66.7	2	66.7
03/05/2022	02:00	0	0	0	0	2	0	0	0	0	0	0	0	0	0	0	0	0	0	0	0	2	32	35	25 to 35	100.0	*	*
03/05/2022	03:00	0	0	0	1	0	0	0	0	0	0	0	0	0	0	0	0	0	0	0	0	1	27	30	20 to 30	100.0	*	*
03/05/2022	04:00	0	0	0	2	2	1	1	0	0	0	0	0	0	0	0	0	0	0	0	0	6	32.8	40	25 to 35	66.7	2	33.3
03/05/2022	05:00	1	2	1	3	4	7	4	0	0	1	0	0	0	0	0	0	0	0	0	0	23	33.2	42.5	30 to 40	47.8	12	52.2
03/05/2022	06:00	1	1	0	10	17	18	10	2	0	0	0	0	0	0	0	0	0	0	0	0	59	34.6	41.5	30 to 40	59.3	30	50.8
03/05/2022	07:00	5	1	7	44	67	45	24	3	1	0	0	0	0	0	0	0	0	0	0	0	197	33	39.8	30 to 40	56.9	73	37.1
03/05/2022	08:00	4	2	22	97	125	44	23	1	0	0	0	0	0	0	0	0	0	0	0	0	318	31.3	37.3	25 to 35	69.8	68	21.4
03/05/2022	09:00	1	4	13	43	87	49	12	3	1	0	0	0	0	0	0	0	0	0	0	0	213	32.4	38.4	30 to 40	63.8	65	30.5
03/05/2022	10:00	6	6	17	39	56	43	5	3	0	0	0	0	0	0	0	0	0	0	0	0	175	30.8	37.9	30 to 40	56.6	51	29.1
03/05/2022	11:00	5	7	11	51	68	38	11	0	2	0	0	0	0	0	0	0	0	0	0	0	193	31.2	37.9	25 to 35	61.7	51	26.4
03/05/2022	12:00	2	3	8	55	66	39	10	3	0	0	0	0	0	0	0	0	0	0	0	0	186	31.9	38.1	25 to 35	65.1	52	28.0
03/05/2022	13:00	4	6	5	38	85	57	12	1	0	0	0	0	0	0	0	0	0	0	0	0	208	32.5	38.4	30 to 40	68.3	70	33.7
03/05/2022	14:00	5	7	18	42	96	61	20	4	1	0	0	0	0	0	0	0	0	0	0	0	254	32.4	38.9	30 to 40	61.8	86	33.9
03/05/2022	15:00	2	11	23	97	130	48	11	5	0	0	0	0	0	0	0	0	0	0	0	0	327	30.9	36.6	25 to 35	69.4	64	19.6
03/05/2022	16:00	7	14	29	87	109	63	22	0	1	0	0	0	0	0	0	0	0	0	0	0	332	30.9	37.9	25 to 35	59.0	86	25.9
03/05/2022	17:00	5	12	21	75	129	72	29	4	0	0	0	0	0	0	0	0	0	0	0	0	347	32	38.7	25 to 35	58.8	105	30.3
03/05/2022	18:00	4	3	13	51	76	51	23	7	0	0	0	0	0	0	0	0	0	0	0	0	228	32.8	39.6	25 to 35	55.7	81	35.5
03/05/2022	19:00	1	5	10	24	53	54	13	6	2	1	0	0	1	0	0	0	0	0	0	0	170	34	39.7	30 to 40	62.9	77	45.3
03/05/2022	20:00	0	5	7	29	33	24	18	5	0	0	0	1	0	0	0	0	0	0	0	0	122	33.3	41.7	25 to 35	50.8	48	39.3
03/05/2022	21:00	0	1	7	13	19	6	9	2	1	1	0	0	0	0	0	0	0	0	0	0	59	33	42.2	25 to 35	54.2	19	32.2
03/05/2022	22:00	1	1	3	6	21	14	6	2	2	0	0	0	0	0	0	0	0	0	0	0	56	34.1	41.7	30 to 40	62.5	24	42.9
03/05/2022	23:00	0	0	2	1	5	3	4	2	0	0	0	0	0	0	0	0	0	0	0	0	17	35.8	43.8	30 to 40	47.1	9	52.9
24 Hr Summary		54	92	219	810	1252	742	269	54	11	3	0	1	1	0	0	0	0	0	0	0	3508	32.1	38.7	25 to 35	58.8	1081	30.8

Incoming Histogram

Tithe Barn Lane (A28 facing) June 2022

from Fri-Apr-22-2022-10-00-AM to Tue-Jun-21-2022-11-59-AM

Date	Starting Hr:min	<15	15 to <20	20 to <25	25 to <30	30 to <35	35 to <40	40 to <45	45 to <50	50 to <55	55 to <60	60 to <65	65 to <70	70 to <75	75 to <80	80 to <85	85 to <90	90 to <95	95 to <100	100 to >105	Total Counts	Avg Speed (MPH)	85pet Speed	10MPH Pace	% in pace	# of Speeders	% Speeders
04/05/2022	00:00	1	1	1	5	6	3	4	0	0	0	0	0	0	0	0	0	0	0	0	21	31.4	41.2	25 to 35	52.4	7	33.3
04/05/2022	01:00	0	0	0	0	1	2	0	0	0	0	0	0	0	0	0	0	0	0	0	3	35.7	40	30 to 40	100.0	2	66.7
04/05/2022	02:00	0	0	1	1	1	0	0	0	0	0	0	0	0	0	0	0	0	0	0	3	27	35	20 to 30	66.7	*	*
04/05/2022	03:00	0	0	1	0	0	0	0	1	0	0	0	0	0	0	0	0	0	0	0	2	34.5	50	15 to 25	50.0	1	50.0
04/05/2022	04:00	0	1	1	1	0	1	1	0	1	0	0	0	0	0	0	0	0	0	0	6	32.8	45	15 to 25	33.3	3	50.0
04/05/2022	05:00	0	0	1	5	6	6	5	0	0	0	0	0	0	0	0	0	0	0	0	23	34.1	42	30 to 40	52.2	11	47.8
04/05/2022	06:00	1	1	3	8	17	14	12	2	0	0	0	0	0	0	0	0	0	0	0	58	34.2	42.1	30 to 40	53.4	28	48.3
04/05/2022	07:00	2	7	6	48	57	40	14	3	0	0	0	0	0	0	0	0	0	0	0	177	32	38.8	25 to 35	59.3	57	32.2
04/05/2022	08:00	6	11	11	106	118	58	12	3	0	0	0	0	0	0	0	0	0	0	0	325	31	37.1	25 to 35	68.9	73	22.5
04/05/2022	09:00	3	3	9	58	94	66	17	4	0	0	0	0	0	0	0	0	0	0	0	254	32.7	38.7	30 to 40	63.0	87	34.3
04/05/2022	10:00	4	5	10	44	46	34	17	4	0	0	0	0	0	0	0	0	0	0	0	164	31.9	39.4	25 to 35	54.9	55	33.5
04/05/2022	11:00	3	3	8	51	65	50	18	1	0	0	0	0	0	0	0	0	0	0	0	199	32.4	38.9	25 to 35	58.3	69	34.7
04/05/2022	12:00	2	1	6	43	65	43	12	1	1	0	0	0	0	0	0	0	0	0	0	174	32.6	38.6	25 to 35	62.1	57	32.8
04/05/2022	13:00	3	8	11	52	74	45	10	1	0	0	0	0	0	0	0	0	0	0	0	204	31.4	37.8	25 to 35	61.8	56	27.5
04/05/2022	14:00	8	7	18	73	101	44	9	1	0	0	0	0	0	0	0	0	0	0	0	261	30.4	36.7	25 to 35	66.7	54	20.7
04/05/2022	15:00	27	9	17	133	131	74	16	4	0	0	0	0	0	0	0	0	0	0	0	411	29.9	37.2	25 to 35	64.2	94	22.9
04/05/2022	16:00	14	9	18	85	111	65	11	2	1	0	0	0	0	0	0	0	0	0	0	316	30.7	37.5	25 to 35	62.0	79	25.0
04/05/2022	17:00	16	14	37	72	109	86	23	4	0	1	0	0	0	0	0	0	0	0	0	362	31	38.5	30 to 40	53.9	114	31.5
04/05/2022	18:00	5	7	9	59	86	58	20	3	2	0	0	0	0	0	0	0	0	0	0	249	32.4	39	25 to 35	58.2	83	33.3
04/05/2022	19:00	13	6	8	28	55	48	11	6	0	0	0	0	0	0	0	0	0	0	0	175	31.3	39.1	30 to 40	58.9	65	37.1
04/05/2022	20:00	10	2	4	28	50	27	12	1	1	1	0	0	0	0	0	0	0	0	0	136	31.4	39.1	25 to 35	57.4	42	30.9
04/05/2022	21:00	1	9	3	16	33	20	7	1	0	0	0	0	0	0	0	0	0	0	0	90	31.4	38.5	30 to 40	58.9	28	31.1
04/05/2022	22:00	1	0	2	11	23	13	2	0	0	0	0	0	0	0	0	0	0	0	0	52	32.1	37.7	30 to 40	69.2	15	28.8
04/05/2022	23:00	1	0	4	5	8	4	3	1	1	0	1	0	0	0	0	0	0	0	0	28	33.2	43.3	25 to 35	46.4	10	35.7
24 Hr Summary		121	104	189	932	1257	801	236	43	7	2	1	0	0	0	0	0	0	0	0	3693	31.4	38.3	25 to 35	59.3	1090	29.5

Incoming Histogram

Tithe Barn Lane (A28 facing) June 2022

from Fri-Apr-22-2022-10-00-AM to Tue-Jun-21-2022-11-59-AM

Date	Starting Hr:min	<15	15 to <20	20 to <25	25 to <30	30 to <35	35 to <40	40 to <45	45 to <50	50 to <55	55 to <60	60 to <65	65 to <70	70 to <75	75 to <80	80 to <85	85 to <90	90 to <95	95 to <100	100 to >105	Total Counts	Avg Speed (MPH)	85pct Speed	10MPH Pace	% in pace	# of Speeders	% Speeders	
05/05/2022	00:00	0	0	0	1	5	2	3	0	0	0	0	0	0	0	0	0	0	0	0	0	11	35.2	41.7	30 to 40	63.6	5	45.5
05/05/2022	01:00	0	0	2	0	1	2	0	0	0	0	0	0	0	0	0	0	0	0	0	0	5	30	37.5	30 to 40	60.0	2	40.0
05/05/2022	02:00	0	0	0	0	2	0	2	0	0	0	0	0	0	0	0	0	0	0	0	0	4	37	42.5	25 to 35	50.0	2	50.0
05/05/2022	03:00	1	0	1	1	1	1	0	0	0	0	0	0	0	0	0	0	0	0	0	0	5	25	35	20 to 30	40.0	1	20.0
05/05/2022	04:00	0	1	0	2	1	2	2	1	1	0	0	0	0	0	0	0	0	0	0	0	10	36	45	35 to 45	40.0	6	60.0
05/05/2022	05:00	0	1	0	5	1	5	0	1	1	1	0	0	0	0	0	0	0	0	0	0	15	35.1	50	25 to 35	40.0	8	53.3
05/05/2022	06:00	3	4	4	9	11	18	6	0	0	0	0	0	0	0	0	0	0	0	0	0	55	31.2	39.4	30 to 40	52.7	24	43.6
05/05/2022	07:00	6	8	19	36	56	45	17	4	0	0	0	0	0	0	0	0	0	0	0	0	191	31.6	39.1	30 to 40	52.9	66	34.6
05/05/2022	08:00	0	4	19	96	136	55	18	2	0	0	0	0	0	0	0	0	0	0	0	0	330	31.7	37.3	25 to 35	70.3	75	22.7
05/05/2022	09:00	1	3	25	69	88	54	19	4	0	0	0	0	0	0	0	0	0	0	0	0	263	31.9	38.5	25 to 35	59.7	77	29.3
05/05/2022	10:00	1	3	7	43	57	48	10	3	0	0	0	0	0	0	0	0	0	0	0	0	172	32.6	38.6	30 to 40	61.0	61	35.5
05/05/2022	11:00	6	6	10	45	59	43	21	2	0	0	0	0	0	0	0	0	0	0	0	0	192	32	39.3	25 to 35	54.2	66	34.4
05/05/2022	12:00	2	3	13	54	57	54	13	1	0	0	0	0	0	0	0	0	0	0	0	0	197	32	38.5	25 to 35	56.3	68	34.5
05/05/2022	13:00	1	4	11	40	57	45	11	4	0	0	0	0	0	0	0	0	0	0	0	0	173	32.4	38.8	30 to 40	59.0	60	34.7
05/05/2022	14:00	5	11	12	66	95	57	15	1	0	0	0	0	0	0	0	0	0	0	0	0	262	31.4	38	25 to 35	61.5	73	27.9
05/05/2022	15:00	13	17	31	106	130	68	18	1	0	0	0	0	0	0	0	0	0	0	0	0	384	30.3	37.1	25 to 35	61.5	87	22.7
05/05/2022	16:00	18	17	20	96	94	72	12	3	0	0	0	0	0	0	0	0	0	0	0	0	332	30	37.6	25 to 35	57.2	87	26.2
05/05/2022	17:00	5	10	27	85	119	76	24	2	0	0	0	0	0	0	0	0	0	0	0	0	348	31.6	38.3	25 to 35	58.6	102	29.3
05/05/2022	18:00	2	9	12	57	99	50	20	3	0	0	0	0	0	0	0	0	0	0	0	0	252	32.1	38.5	25 to 35	61.9	73	29.0
05/05/2022	19:00	1	5	10	35	54	47	17	5	1	1	0	0	0	0	0	0	0	0	0	0	176	33.3	39.8	30 to 40	57.4	71	40.3
05/05/2022	20:00	2	8	6	34	42	29	9	1	1	1	0	0	0	0	0	0	0	0	0	0	133	31.6	38.6	25 to 35	57.1	41	30.8
05/05/2022	21:00	1	4	3	15	16	20	4	3	0	0	0	0	0	0	0	0	0	0	0	0	66	32.3	39.2	30 to 40	54.5	27	40.9
05/05/2022	22:00	1	1	1	12	17	12	10	1	2	0	0	0	0	0	0	0	0	0	0	0	57	34.2	42	25 to 35	50.9	25	43.9
05/05/2022	23:00	1	2	2	6	8	9	1	3	0	1	0	0	0	0	0	0	0	0	0	0	33	33	40	30 to 40	51.5	14	42.4
24 Hr Summary		70	121	235	913	1206	814	252	45	6	4	0	0	0	0	0	0	0	0	0	0	3666	31.7	38.5	25 to 35	57.8	1121	30.6

Incoming Histogram

Tithe Barn Lane (A28 facing) June 2022

from Fri-Apr-22-2022-10-00-AM to Tue-Jun-21-2022-11-59-AM

Date	Starting Hr:min	<15	15 to <20	20 to <25	25 to <30	30 to <35	35 to <40	40 to <45	45 to <50	50 to <55	55 to <60	60 to <65	65 to <70	70 to <75	75 to <80	80 to <85	85 to <90	90 to <95	95 to <100	100 to >105	Total Counts	Avg Speed (MPH)	85pet Speed	10MPH Pace	% in pace	# of Speeders	% Speeders	
06/05/2022	00:00	0	0	0	4	4	3	1	1	0	1	0	0	0	0	0	0	0	0	0	0	14	35.4	45	25 to 35	57.1	6	42.9
06/05/2022	01:00	0	1	0	0	1	1	1	0	0	0	0	0	0	0	0	0	0	0	0	0	4	32	40	30 to 40	50.0	2	50.0
06/05/2022	02:00	0	0	1	2	1	0	1	0	0	0	0	0	0	0	0	0	0	0	0	0	5	30	35	20 to 30	60.0	1	20.0
06/05/2022	03:00	2	1	0	0	0	0	0	0	0	0	0	0	0	0	0	0	0	0	0	0	3	14	20	10 to 20	100.0	*	*
06/05/2022	04:00	0	3	0	3	2	0	1	1	0	0	0	0	0	0	0	0	0	0	0	0	10	28.5	35	25 to 35	50.0	2	20.0
06/05/2022	05:00	1	1	2	5	5	3	2	2	0	0	0	0	0	0	0	0	0	0	0	0	21	31.4	42.5	25 to 35	47.6	7	33.3
06/05/2022	06:00	2	1	3	5	20	13	11	2	0	0	0	0	0	0	0	0	0	0	0	0	57	33.9	41.8	30 to 40	57.9	26	45.6
06/05/2022	07:00	5	8	5	31	62	49	15	3	0	0	0	0	0	0	0	0	0	0	0	0	178	32.5	39.1	30 to 40	62.4	67	37.6
06/05/2022	08:00	1	7	12	68	137	42	16	4	0	0	0	0	0	0	0	0	0	0	0	0	287	31.9	37.3	25 to 35	71.4	62	21.6
06/05/2022	09:00	6	3	11	59	89	65	24	2	0	0	0	0	0	0	0	0	0	0	0	0	259	32.5	39	30 to 40	59.5	91	35.1
06/05/2022	10:00	3	7	5	40	51	48	12	2	0	0	0	0	0	0	0	0	0	0	0	0	168	32.2	38.9	30 to 40	58.9	62	36.9
06/05/2022	11:00	3	4	16	49	91	44	18	4	1	0	0	0	0	0	0	0	0	0	0	0	230	32.2	38.8	25 to 35	60.9	67	29.1
06/05/2022	12:00	1	9	10	39	71	46	20	6	1	0	0	0	0	0	0	0	0	0	0	0	203	32.8	39.7	30 to 40	57.6	73	36.0
06/05/2022	13:00	9	13	29	44	65	58	15	0	0	0	0	0	0	0	0	0	0	0	0	0	233	30.5	38.3	30 to 40	52.8	73	31.3
06/05/2022	14:00	6	2	10	54	88	70	22	2	0	0	1	0	0	0	0	0	0	0	0	0	255	32.8	39.1	30 to 40	62.0	95	37.3
06/05/2022	15:00	6	15	25	119	139	67	19	1	1	0	0	0	0	0	0	0	0	0	0	0	392	30.8	37.2	25 to 35	65.8	88	22.4
06/05/2022	16:00	4	14	25	88	134	69	25	7	0	0	0	0	0	0	0	0	0	0	0	0	366	31.7	38.3	25 to 35	60.7	101	27.6
06/05/2022	17:00	3	14	22	86	113	81	35	5	1	0	0	0	0	0	0	0	0	0	0	0	360	32.2	39.2	25 to 35	55.3	122	33.9
06/05/2022	18:00	6	10	23	67	77	41	22	5	1	0	0	0	0	0	0	0	0	0	0	0	252	31.2	38.8	25 to 35	57.1	69	27.4
06/05/2022	19:00	0	5	13	41	53	36	20	3	3	1	0	0	0	0	0	0	0	0	0	0	175	33	40.2	25 to 35	53.7	63	36.0
06/05/2022	20:00	1	6	8	32	45	25	12	3	1	0	0	0	0	0	0	0	0	0	0	0	133	32.1	39.2	25 to 35	57.9	41	30.8
06/05/2022	21:00	0	0	3	16	34	15	8	5	1	1	0	0	0	0	0	0	0	0	0	0	83	34.3	41.9	25 to 35	60.2	30	36.1
06/05/2022	22:00	1	2	4	18	31	18	6	4	0	0	0	0	0	0	0	0	0	0	0	0	84	32.7	39.2	25 to 35	58.3	28	33.3
06/05/2022	23:00	1	2	0	7	14	8	4	0	0	0	0	0	0	0	0	0	0	0	0	0	36	32.1	39.4	30 to 40	61.1	12	33.3
24 Hr Summary		61	128	227	877	1327	802	310	62	10	3	1	0	0	0	0	0	0	0	0	0	3808	32	38.8	25 to 35	57.9	1188	31.2

Incoming Histogram
Tithe Barn Lane (A28 facing) June 2022

from Fri-Apr-22-2022-10-00-AM to Tue-Jun-21-2022-11-59-AM

Date	Starting Hr:min	<15	15 to <20	20 to <25	25 to <30	30 to <35	35 to <40	40 to <45	45 to <50	50 to <55	55 to <60	60 to <65	65 to <70	70 to <75	75 to <80	80 to <85	85 to <90	90 to <95	95 to <100	100 to >105	Total Counts	Avg Speed (MPH)	85pct Speed	10MPH Pace	% in pace	# of Speeders	% Speeders
07/05/2022	00:00	0	0	0	7	9	3	1	0	1	0	0	0	0	0	0	0	0	0	0	21	32.6	38.3	25 to 35	76.2	5	23.8
07/05/2022	01:00	0	1	0	1	5	3	1	0	1	0	0	0	0	0	0	0	0	0	0	12	34.2	40	30 to 40	66.7	5	41.7
07/05/2022	02:00	0	1	1	1	0	1	1	0	0	0	0	0	0	0	0	0	0	0	0	5	29	40	15 to 25	40.0	2	40.0
07/05/2022	03:00	0	0	0	1	1	1	0	0	0	0	0	0	0	0	0	0	0	0	0	3	32	40	25 to 35	66.7	1	33.3
07/05/2022	04:00	1	0	1	1	2	1	1	0	0	0	0	0	0	0	0	0	0	0	0	7	29.1	40	25 to 35	42.9	2	28.6
07/05/2022	05:00	0	1	0	6	2	1	3	1	0	0	0	0	0	0	0	0	0	0	0	14	32.4	43.3	25 to 35	57.1	5	35.7
07/05/2022	06:00	0	0	0	5	8	9	3	0	1	0	0	0	0	0	0	0	0	0	0	26	34.9	40	30 to 40	65.4	13	50.0
07/05/2022	07:00	0	2	5	20	22	12	12	1	0	0	0	0	0	0	0	0	0	0	0	74	32.5	40.8	25 to 35	56.8	25	33.8
07/05/2022	08:00	3	6	9	33	34	20	12	2	0	0	0	0	0	0	0	0	0	0	0	119	31	39	25 to 35	56.3	34	28.6
07/05/2022	09:00	5	4	11	45	62	46	11	2	1	0	0	0	0	0	0	0	0	0	0	187	31.8	38.5	30 to 40	57.8	60	32.1
07/05/2022	10:00	8	6	15	72	73	44	13	3	1	0	0	0	0	0	0	0	0	0	0	235	31	38	25 to 35	61.7	61	26.0
07/05/2022	11:00	3	8	11	57	74	41	11	1	0	1	0	0	0	0	0	0	0	0	0	207	31.3	37.8	25 to 35	63.3	54	26.1
07/05/2022	12:00	4	4	17	39	95	53	13	4	2	1	0	0	0	0	0	0	0	0	0	232	32.4	38.6	30 to 40	63.8	73	31.5
07/05/2022	13:00	22	7	9	48	63	65	18	3	0	0	0	0	0	0	0	0	0	0	0	235	30.6	38.9	30 to 40	54.5	86	36.6
07/05/2022	14:00	34	6	15	43	54	44	8	4	2	0	0	0	0	0	0	0	0	0	0	210	28.1	38	30 to 40	46.7	58	27.6
07/05/2022	15:00	4	8	8	28	69	43	17	3	1	0	1	0	0	0	0	0	0	0	0	182	32.7	39.4	30 to 40	61.5	65	35.7
07/05/2022	16:00	7	6	16	46	57	46	13	2	0	0	0	0	0	0	0	0	0	0	0	193	31.2	38.5	25 to 35	53.4	61	31.6
07/05/2022	17:00	2	3	9	51	56	43	12	3	0	0	0	0	0	0	0	0	0	0	0	179	32.1	38.6	25 to 35	59.8	58	32.4
07/05/2022	18:00	4	5	9	38	54	35	12	4	2	0	0	0	0	0	0	0	0	0	0	163	32.2	39.1	25 to 35	56.4	53	32.5
07/05/2022	19:00	2	3	10	23	55	34	10	4	1	0	0	0	0	0	0	0	0	0	0	142	32.7	39.1	30 to 40	62.7	49	34.5
07/05/2022	20:00	1	3	5	34	31	25	8	3	0	0	0	0	0	0	0	0	0	0	0	110	32.1	39	25 to 35	59.1	36	32.7
07/05/2022	21:00	4	3	3	18	24	21	9	3	1	1	0	0	0	0	0	0	0	0	0	87	32.8	40.6	30 to 40	51.7	35	40.2
07/05/2022	22:00	1	4	4	21	31	21	7	0	0	0	0	0	0	0	0	0	0	0	0	89	31.8	38.6	25 to 35	58.4	28	31.5
07/05/2022	23:00	3	1	1	4	16	7	1	0	0	0	0	0	0	0	0	0	0	0	0	33	30.5	37.1	30 to 40	69.7	8	24.2
24 Hr Summary		108	82	159	642	897	619	197	43	14	3	1	0	0	0	0	0	0	0	0	2765	31.5	38.7	25 to 35	55.7	877	31.7

Incoming Histogram
Tithe Barn Lane (A28 facing) June 2022

from Fri-Apr-22-2022-10-00-AM to Tue-Jun-21-2022-11-59-AM

Date	Starting Hr:min	<15	15 to <20	20 to <25	25 to <30	30 to <35	35 to <40	40 to <45	45 to <50	50 to <55	55 to <60	60 to <65	65 to <70	70 to <75	75 to <80	80 to <85	85 to <90	90 to <95	95 to <100	100 to >105	Total Counts	Avg Speed (MPH)	85pct Speed	10MPH Pace	% in pace	# of Speeders	% Speeders
08/05/2022	00:00	1	1	4	8	9	3	2	0	1	0	0	0	0	0	0	0	0	0	0	29	30.1	38.3	25 to 35	58.6	6	20.7
08/05/2022	01:00	1	0	1	5	9	3	6	0	2	0	0	0	0	0	0	0	0	0	0	27	34.4	43.3	25 to 35	51.9	11	40.7
08/05/2022	02:00	0	0	0	1	2	3	0	0	0	0	0	0	0	0	0	0	0	0	0	6	33.7	38.3	30 to 40	83.3	3	50.0
08/05/2022	03:00	0	1	0	0	3	1	1	0	0	0	0	0	0	0	0	0	0	0	0	6	32	40	30 to 40	66.7	2	33.3
08/05/2022	04:00	0	0	0	1	2	0	4	0	0	0	0	0	0	0	0	0	0	0	0	7	37.1	43.8	35 to 45	57.1	4	57.1
08/05/2022	05:00	0	1	0	6	3	3	1	0	0	0	0	0	0	0	0	0	0	0	0	14	30.6	38.3	25 to 35	64.3	4	28.6
08/05/2022	06:00	0	1	0	3	4	4	4	0	0	0	0	0	0	0	0	0	0	0	0	16	33.9	42.5	30 to 40	50.0	8	50.0
08/05/2022	07:00	0	1	2	6	7	16	11	0	0	0	0	0	0	0	0	0	0	0	0	43	35.2	42.3	35 to 45	62.8	27	62.8
08/05/2022	08:00	1	1	4	13	25	16	4	2	1	0	0	0	0	0	0	0	0	0	0	67	32.7	39.1	30 to 40	61.2	23	34.3
08/05/2022	09:00	1	2	10	21	38	29	18	5	2	0	0	0	0	0	0	0	0	0	0	126	33.8	41.7	30 to 40	53.2	54	42.9
08/05/2022	10:00	4	5	7	27	61	45	16	5	1	0	0	0	0	0	0	0	0	0	0	171	33.1	39.6	30 to 40	62.0	67	39.2
08/05/2022	11:00	3	7	11	30	76	46	9	3	0	0	0	0	0	0	0	0	0	0	0	185	32.1	38.3	30 to 40	65.9	58	31.4
08/05/2022	12:00	5	9	12	40	73	50	26	7	1	0	0	0	0	0	0	0	0	0	0	223	32.8	40.2	30 to 40	55.2	84	37.7
08/05/2022	13:00	1	7	12	25	77	41	24	4	1	0	0	0	0	0	0	0	0	0	0	192	33.2	40	30 to 40	61.5	70	36.5
08/05/2022	14:00	2	8	11	26	58	47	10	3	0	1	0	0	0	0	0	0	0	0	0	166	32.4	38.8	30 to 40	63.3	61	36.7
08/05/2022	15:00	2	8	9	29	56	42	15	4	2	0	0	0	0	0	0	0	0	0	0	167	32.8	39.5	30 to 40	58.7	63	37.7
08/05/2022	16:00	2	4	13	30	50	45	12	3	0	0	0	0	0	0	0	0	0	0	0	159	32.4	39	30 to 40	59.7	60	37.7
08/05/2022	17:00	5	8	11	28	46	36	21	6	0	0	0	0	0	0	0	0	0	0	0	161	32.4	40.7	30 to 40	50.9	63	39.1
08/05/2022	18:00	5	5	7	26	57	29	21	1	0	0	0	0	0	0	0	0	0	0	0	151	32.4	39.8	30 to 40	57.0	51	33.8
08/05/2022	19:00	1	4	13	18	31	34	17	3	1	1	0	0	0	0	0	0	0	0	0	123	33.4	41.2	30 to 40	52.8	56	45.5
08/05/2022	20:00	3	4	6	25	25	25	8	3	0	1	1	0	0	0	0	0	0	0	0	101	32.3	39.6	25 to 35	49.5	38	37.6
08/05/2022	21:00	4	3	3	16	17	14	4	1	0	1	0	0	0	0	0	0	0	0	0	63	30.9	38.9	25 to 35	52.4	20	31.7
08/05/2022	22:00	1	2	1	6	15	12	3	1	1	1	0	0	0	0	0	0	0	0	0	43	33.7	40	30 to 40	62.8	18	41.9
08/05/2022	23:00	0	0	0	7	6	5	2	1	0	0	1	0	0	0	0	0	0	0	0	22	34.6	42.5	25 to 35	59.1	9	40.9
24 Hr Summary		42	82	137	397	750	549	239	52	13	5	2	0	0	0	0	0	0	0	0	2268	32.8	39.7	30 to 40	57.3	860	37.9

Incoming Histogram

Tithe Barn Lane (A28 facing) June 2022

from Fri-Apr-22-2022-10-00-AM to Tue-Jun-21-2022-11-59-AM

Date	Starting Hr:min	<15	15 to <20	20 to <25	25 to <30	30 to <35	35 to <40	40 to <45	45 to <50	50 to <55	55 to <60	60 to <65	65 to <70	70 to <75	75 to <80	80 to <85	85 to <90	90 to <95	95 to <100	100 to >105	Total Counts	Avg Speed (MPH)	85pet Speed	10MPH Pace	% in pace	# of Speeders	% Speeders	
09/05/2022	00:00	0	0	0	1	2	0	1	0	0	0	0	0	0	0	0	0	0	0	0	0	4	33.3	35	25 to 35	75.0	1	25.0
09/05/2022	01:00	0	0	0	0	0	1	1	0	0	0	0	0	0	0	0	0	0	0	0	0	2	39.5	45	35 to 45	100.0	2	100.0
09/05/2022	02:00	0	0	0	0	1	2	1	0	0	0	0	0	0	0	0	0	0	0	0	0	4	37	40	30 to 40	75.0	3	75.0
09/05/2022	03:00	0	0	0	2	1	0	1	0	0	0	0	0	0	0	0	0	0	0	0	0	4	32	35	25 to 35	75.0	1	25.0
09/05/2022	04:00	1	0	0	0	3	1	0	0	0	0	0	0	0	0	0	0	0	0	0	0	5	29	35	30 to 40	80.0	1	20.0
09/05/2022	05:00	1	1	1	0	2	6	2	1	0	0	0	0	0	0	0	0	0	0	0	0	14	33.6	42.5	30 to 40	57.1	9	64.3
09/05/2022	06:00	2	0	1	10	24	15	9	1	1	0	0	0	0	0	0	0	0	0	0	0	63	33.8	41.1	30 to 40	61.9	26	41.3
09/05/2022	07:00	4	3	5	32	71	46	12	3	0	0	0	0	0	0	0	0	0	0	0	0	176	32.7	38.8	30 to 40	66.5	61	34.7
09/05/2022	08:00	5	5	21	102	118	42	18	2	0	0	0	0	0	0	0	0	0	0	0	0	313	30.9	36.8	25 to 35	70.3	62	19.8
09/05/2022	09:00	1	3	14	50	73	63	15	2	1	0	0	0	0	0	0	0	0	0	0	0	222	32.7	38.8	30 to 40	61.3	81	36.5
09/05/2022	10:00	3	3	6	35	68	38	20	2	0	0	0	0	0	0	0	0	0	0	0	0	175	32.9	39.5	30 to 40	60.6	60	34.3
09/05/2022	11:00	1	5	6	43	85	47	18	1	0	0	0	0	0	0	0	0	0	0	0	0	206	32.7	38.7	30 to 40	64.1	66	32.0
09/05/2022	12:00	2	6	9	48	66	38	11	1	0	0	0	0	0	0	0	0	0	0	0	0	181	31.6	38	25 to 35	63.0	50	27.6
09/05/2022	13:00	1	3	16	47	73	38	15	2	0	1	0	0	0	0	0	0	0	0	0	0	196	32.1	38.6	25 to 35	61.2	56	28.6
09/05/2022	14:00	3	7	24	80	86	43	19	3	0	0	0	0	0	0	0	0	0	0	0	0	265	31.1	37.9	25 to 35	62.6	65	24.5
09/05/2022	15:00	5	5	22	109	116	41	11	1	0	0	0	0	0	0	0	0	0	0	0	0	310	30.4	35.9	25 to 35	72.6	53	17.1
09/05/2022	16:00	3	6	22	66	110	82	18	4	0	0	0	0	0	0	0	0	0	0	0	0	311	32.3	38.5	30 to 40	61.7	104	33.4
09/05/2022	17:00	3	6	24	72	86	64	19	5	2	0	0	0	0	0	0	0	0	0	0	0	281	32	38.8	25 to 35	56.2	90	32.0
09/05/2022	18:00	2	7	20	62	79	51	13	5	3	0	0	0	0	0	0	0	0	0	0	0	242	31.8	38.5	25 to 35	58.3	72	29.8
09/05/2022	19:00	6	9	14	28	48	38	11	2	0	1	0	0	0	0	0	0	0	0	0	0	157	31.2	38.7	30 to 40	54.8	52	33.1
09/05/2022	20:00	4	5	4	33	35	28	11	0	0	0	0	0	0	0	0	0	0	0	0	0	120	31.4	38.8	25 to 35	56.7	39	32.5
09/05/2022	21:00	1	2	5	18	25	17	6	6	0	0	0	0	0	0	0	0	0	0	0	0	80	32.8	40	25 to 35	53.8	29	36.3
09/05/2022	22:00	0	2	2	10	29	8	2	2	1	0	0	0	0	0	0	0	0	0	0	0	56	32.4	38.1	25 to 35	69.6	13	23.2
09/05/2022	23:00	0	1	2	9	3	8	1	2	0	0	0	0	0	0	0	0	0	0	0	0	26	32.2	39.4	25 to 35	46.2	11	42.3
24 Hr Summary		48	79	218	857	1204	717	235	45	8	2	0	0	0	0	0	0	0	0	0	0	3413	31.9	38.5	25 to 35	60.4	1007	29.5

Incoming Histogram

Tithe Barn Lane (A28 facing) June 2022

from Fri-Apr-22-2022-10-00-AM to Tue-Jun-21-2022-11-59-AM

Date	Starting Hr:min	<15	15 to <20	20 to <25	25 to <30	30 to <35	35 to <40	40 to <45	45 to <50	50 to <55	55 to <60	60 to <65	65 to <70	70 to <75	75 to <80	80 to <85	85 to <90	90 to <95	95 to <100	100 to >105	Total Counts	Avg Speed (MPH)	85pet Speed	10MPH Pace	% in pace	# of Speeders	% Speeders	
10/05/2022	00:00	1	0	0	2	3	1	1	0	0	0	0	0	0	0	0	0	0	0	0	0	8	30.3	40	25 to 35	62.5	2	25.0
10/05/2022	01:00	0	0	1	1	2	1	0	0	0	0	0	0	0	0	0	0	0	0	0	0	5	30	35	25 to 35	60.0	1	20.0
10/05/2022	02:00	1	0	0	1	1	3	0	0	0	0	0	0	0	0	0	0	0	0	0	0	6	30.5	38.3	30 to 40	66.7	3	50.0
10/05/2022	03:00	1	0	0	1	1	0	2	0	0	0	0	0	0	0	0	0	0	0	0	0	5	31	42.5	25 to 35	40.0	2	40.0
10/05/2022	04:00	0	0	0	0	0	1	0	0	0	0	0	0	0	0	0	0	0	0	0	0	1	37	40	30 to 40	100.0	1	100.0
10/05/2022	05:00	1	0	0	2	7	3	1	1	0	0	0	0	0	0	0	0	0	0	0	0	15	32.7	40	30 to 40	66.7	5	33.3
10/05/2022	06:00	4	2	0	10	21	15	6	3	0	1	0	0	0	0	0	0	0	0	0	0	62	33	40.8	30 to 40	58.1	25	40.3
10/05/2022	07:00	2	5	12	57	69	34	15	5	0	0	0	0	0	0	0	0	0	0	0	0	199	31.8	38.5	25 to 35	63.3	54	27.1
10/05/2022	08:00	3	12	29	99	105	49	13	1	0	0	0	0	0	0	0	0	0	0	0	0	311	30.4	36.6	25 to 35	65.6	63	20.3
10/05/2022	09:00	2	4	16	68	64	50	14	1	0	0	0	0	0	0	0	0	0	0	0	0	219	31.5	38.2	25 to 35	60.3	65	29.7
10/05/2022	10:00	*	*	*	*	*	*	*	*	*	*	*	*	*	*	*	*	*	*	*	*	*	*	*	*	*	*	*
10/05/2022	11:00	*	*	*	*	*	*	*	*	*	*	*	*	*	*	*	*	*	*	*	*	*	*	*	*	*	*	*
10/05/2022	12:00	*	*	*	*	*	*	*	*	*	*	*	*	*	*	*	*	*	*	*	*	*	*	*	*	*	*	*
10/05/2022	13:00	*	*	*	*	*	*	*	*	*	*	*	*	*	*	*	*	*	*	*	*	*	*	*	*	*	*	*
10/05/2022	14:00	*	*	*	*	*	*	*	*	*	*	*	*	*	*	*	*	*	*	*	*	*	*	*	*	*	*	*
10/05/2022	15:00	*	*	*	*	*	*	*	*	*	*	*	*	*	*	*	*	*	*	*	*	*	*	*	*	*	*	*
10/05/2022	16:00	*	*	*	*	*	*	*	*	*	*	*	*	*	*	*	*	*	*	*	*	*	*	*	*	*	*	*
10/05/2022	17:00	*	*	*	*	*	*	*	*	*	*	*	*	*	*	*	*	*	*	*	*	*	*	*	*	*	*	*
10/05/2022	18:00	*	*	*	*	*	*	*	*	*	*	*	*	*	*	*	*	*	*	*	*	*	*	*	*	*	*	*
10/05/2022	19:00	*	*	*	*	*	*	*	*	*	*	*	*	*	*	*	*	*	*	*	*	*	*	*	*	*	*	*
10/05/2022	20:00	*	*	*	*	*	*	*	*	*	*	*	*	*	*	*	*	*	*	*	*	*	*	*	*	*	*	*
10/05/2022	21:00	*	*	*	*	*	*	*	*	*	*	*	*	*	*	*	*	*	*	*	*	*	*	*	*	*	*	*
10/05/2022	22:00	*	*	*	*	*	*	*	*	*	*	*	*	*	*	*	*	*	*	*	*	*	*	*	*	*	*	*
10/05/2022	23:00	*	*	*	*	*	*	*	*	*	*	*	*	*	*	*	*	*	*	*	*	*	*	*	*	*	*	*
24 Hr Summary		15	23	58	241	273	157	52	11	0	1	0	0	0	0	0	0	0	0	0	0	831	31.3	38.1	25 to 35	61.9	221	26.6

Incoming Histogram

Tithe Barn Lane (A28 facing) June 2022

from Fri-Apr-22-2022-10-00-AM to Tue-Jun-21-2022-11-59-AM

Date	Starting Hr:min	<15	15 to <20	20 to <25	25 to <30	30 to <35	35 to <40	40 to <45	45 to <50	50 to <55	55 to <60	60 to <65	65 to <70	70 to <75	75 to <80	80 to <85	85 to <90	90 to <95	95 to <100	100 to >105	Total Counts	Avg Speed (MPH)	85pet Speed	10MPH Pace	% in pace	# of Speeders	% Speeders
11/05/2022	00:00	*	*	*	*	*	*	*	*	*	*	*	*	*	*	*	*	*	*	*	*	*	*	*	*	*	*
11/05/2022	01:00	*	*	*	*	*	*	*	*	*	*	*	*	*	*	*	*	*	*	*	*	*	*	*	*	*	*
11/05/2022	02:00	*	*	*	*	*	*	*	*	*	*	*	*	*	*	*	*	*	*	*	*	*	*	*	*	*	*
11/05/2022	03:00	*	*	*	*	*	*	*	*	*	*	*	*	*	*	*	*	*	*	*	*	*	*	*	*	*	*
11/05/2022	04:00	*	*	*	*	*	*	*	*	*	*	*	*	*	*	*	*	*	*	*	*	*	*	*	*	*	*
11/05/2022	05:00	*	*	*	*	*	*	*	*	*	*	*	*	*	*	*	*	*	*	*	*	*	*	*	*	*	*
11/05/2022	06:00	*	*	*	*	*	*	*	*	*	*	*	*	*	*	*	*	*	*	*	*	*	*	*	*	*	*
11/05/2022	07:00	*	*	*	*	*	*	*	*	*	*	*	*	*	*	*	*	*	*	*	*	*	*	*	*	*	*
11/05/2022	08:00	*	*	*	*	*	*	*	*	*	*	*	*	*	*	*	*	*	*	*	*	*	*	*	*	*	*
11/05/2022	09:00	*	*	*	*	*	*	*	*	*	*	*	*	*	*	*	*	*	*	*	*	*	*	*	*	*	*
11/05/2022	10:00	*	*	*	*	*	*	*	*	*	*	*	*	*	*	*	*	*	*	*	*	*	*	*	*	*	*
11/05/2022	11:00	*	*	*	*	*	*	*	*	*	*	*	*	*	*	*	*	*	*	*	*	*	*	*	*	*	*
11/05/2022	12:00	*	*	*	*	*	*	*	*	*	*	*	*	*	*	*	*	*	*	*	*	*	*	*	*	*	*
11/05/2022	13:00	*	*	*	*	*	*	*	*	*	*	*	*	*	*	*	*	*	*	*	*	*	*	*	*	*	*
11/05/2022	14:00	*	*	*	*	*	*	*	*	*	*	*	*	*	*	*	*	*	*	*	*	*	*	*	*	*	*
11/05/2022	15:00	*	*	*	*	*	*	*	*	*	*	*	*	*	*	*	*	*	*	*	*	*	*	*	*	*	*
11/05/2022	16:00	*	*	*	*	*	*	*	*	*	*	*	*	*	*	*	*	*	*	*	*	*	*	*	*	*	*
11/05/2022	17:00	*	*	*	*	*	*	*	*	*	*	*	*	*	*	*	*	*	*	*	*	*	*	*	*	*	*
11/05/2022	18:00	*	*	*	*	*	*	*	*	*	*	*	*	*	*	*	*	*	*	*	*	*	*	*	*	*	*
11/05/2022	19:00	*	*	*	*	*	*	*	*	*	*	*	*	*	*	*	*	*	*	*	*	*	*	*	*	*	*
11/05/2022	20:00	*	*	*	*	*	*	*	*	*	*	*	*	*	*	*	*	*	*	*	*	*	*	*	*	*	*
11/05/2022	21:00	*	*	*	*	*	*	*	*	*	*	*	*	*	*	*	*	*	*	*	*	*	*	*	*	*	*
11/05/2022	22:00	*	*	*	*	*	*	*	*	*	*	*	*	*	*	*	*	*	*	*	*	*	*	*	*	*	*
11/05/2022	23:00	*	*	*	*	*	*	*	*	*	*	*	*	*	*	*	*	*	*	*	*	*	*	*	*	*	*
24 Hr Summary		0	0	0	0	0	0	0	0	0	0	0	0	0	0	0	0	0	0	0	0	0	NaN	0	*	*	*

Incoming Histogram

Tithe Barn Lane (A28 facing) June 2022

from Fri-Apr-22-2022-10-00-AM to Tue-Jun-21-2022-11-59-AM

Date	Starting Hr:min	<15	15 to <20	20 to <25	25 to <30	30 to <35	35 to <40	40 to <45	45 to <50	50 to <55	55 to <60	60 to <65	65 to <70	70 to <75	75 to <80	80 to <85	85 to <90	90 to <95	95 to <100	100 to >105	Total Counts	Avg Speed (MPH)	85pet Speed	10MPH Pace	% in pace	# of Speeders	% Speeders
12/05/2022	00:00	*	*	*	*	*	*	*	*	*	*	*	*	*	*	*	*	*	*	*	*	*	*	*	*	*	*
12/05/2022	01:00	*	*	*	*	*	*	*	*	*	*	*	*	*	*	*	*	*	*	*	*	*	*	*	*	*	*
12/05/2022	02:00	*	*	*	*	*	*	*	*	*	*	*	*	*	*	*	*	*	*	*	*	*	*	*	*	*	*
12/05/2022	03:00	*	*	*	*	*	*	*	*	*	*	*	*	*	*	*	*	*	*	*	*	*	*	*	*	*	*
12/05/2022	04:00	*	*	*	*	*	*	*	*	*	*	*	*	*	*	*	*	*	*	*	*	*	*	*	*	*	*
12/05/2022	05:00	*	*	*	*	*	*	*	*	*	*	*	*	*	*	*	*	*	*	*	*	*	*	*	*	*	*
12/05/2022	06:00	*	*	*	*	*	*	*	*	*	*	*	*	*	*	*	*	*	*	*	*	*	*	*	*	*	*
12/05/2022	07:00	*	*	*	*	*	*	*	*	*	*	*	*	*	*	*	*	*	*	*	*	*	*	*	*	*	*
12/05/2022	08:00	*	*	*	*	*	*	*	*	*	*	*	*	*	*	*	*	*	*	*	*	*	*	*	*	*	*
12/05/2022	09:00	*	*	*	*	*	*	*	*	*	*	*	*	*	*	*	*	*	*	*	*	*	*	*	*	*	*
12/05/2022	10:00	*	*	*	*	*	*	*	*	*	*	*	*	*	*	*	*	*	*	*	*	*	*	*	*	*	*
12/05/2022	11:00	*	*	*	*	*	*	*	*	*	*	*	*	*	*	*	*	*	*	*	*	*	*	*	*	*	*
12/05/2022	12:00	*	*	*	*	*	*	*	*	*	*	*	*	*	*	*	*	*	*	*	*	*	*	*	*	*	*
12/05/2022	13:00	*	*	*	*	*	*	*	*	*	*	*	*	*	*	*	*	*	*	*	*	*	*	*	*	*	*
12/05/2022	14:00	*	*	*	*	*	*	*	*	*	*	*	*	*	*	*	*	*	*	*	*	*	*	*	*	*	*
12/05/2022	15:00	*	*	*	*	*	*	*	*	*	*	*	*	*	*	*	*	*	*	*	*	*	*	*	*	*	*
12/05/2022	16:00	*	*	*	*	*	*	*	*	*	*	*	*	*	*	*	*	*	*	*	*	*	*	*	*	*	*
12/05/2022	17:00	*	*	*	*	*	*	*	*	*	*	*	*	*	*	*	*	*	*	*	*	*	*	*	*	*	*
12/05/2022	18:00	*	*	*	*	*	*	*	*	*	*	*	*	*	*	*	*	*	*	*	*	*	*	*	*	*	*
12/05/2022	19:00	*	*	*	*	*	*	*	*	*	*	*	*	*	*	*	*	*	*	*	*	*	*	*	*	*	*
12/05/2022	20:00	*	*	*	*	*	*	*	*	*	*	*	*	*	*	*	*	*	*	*	*	*	*	*	*	*	*
12/05/2022	21:00	*	*	*	*	*	*	*	*	*	*	*	*	*	*	*	*	*	*	*	*	*	*	*	*	*	*
12/05/2022	22:00	*	*	*	*	*	*	*	*	*	*	*	*	*	*	*	*	*	*	*	*	*	*	*	*	*	*
12/05/2022	23:00	*	*	*	*	*	*	*	*	*	*	*	*	*	*	*	*	*	*	*	*	*	*	*	*	*	*
24 Hr Summary		0	0	0	0	0	0	0	0	0	0	0	0	0	0	0	0	0	0	0	0	0	NaN	0	*	*	*

Incoming Histogram

Tithe Barn Lane (A28 facing) June 2022

from Fri-Apr-22-2022-10-00-AM to Tue-Jun-21-2022-11-59-AM

Date	Starting Hr:min	<15	15 to <20	20 to <25	25 to <30	30 to <35	35 to <40	40 to <45	45 to <50	50 to <55	55 to <60	60 to <65	65 to <70	70 to <75	75 to <80	80 to <85	85 to <90	90 to <95	95 to <100	100 to >105	Total Counts	Avg Speed (MPH)	85pet Speed	10MPH Pace	% in pace	# of Speeders	% Speeders
13/05/2022	00:00	*	*	*	*	*	*	*	*	*	*	*	*	*	*	*	*	*	*	*	*	*	*	*	*	*	*
13/05/2022	01:00	*	*	*	*	*	*	*	*	*	*	*	*	*	*	*	*	*	*	*	*	*	*	*	*	*	*
13/05/2022	02:00	*	*	*	*	*	*	*	*	*	*	*	*	*	*	*	*	*	*	*	*	*	*	*	*	*	*
13/05/2022	03:00	*	*	*	*	*	*	*	*	*	*	*	*	*	*	*	*	*	*	*	*	*	*	*	*	*	*
13/05/2022	04:00	*	*	*	*	*	*	*	*	*	*	*	*	*	*	*	*	*	*	*	*	*	*	*	*	*	*
13/05/2022	05:00	*	*	*	*	*	*	*	*	*	*	*	*	*	*	*	*	*	*	*	*	*	*	*	*	*	*
13/05/2022	06:00	*	*	*	*	*	*	*	*	*	*	*	*	*	*	*	*	*	*	*	*	*	*	*	*	*	*
13/05/2022	07:00	*	*	*	*	*	*	*	*	*	*	*	*	*	*	*	*	*	*	*	*	*	*	*	*	*	*
13/05/2022	08:00	*	*	*	*	*	*	*	*	*	*	*	*	*	*	*	*	*	*	*	*	*	*	*	*	*	*
13/05/2022	09:00	*	*	*	*	*	*	*	*	*	*	*	*	*	*	*	*	*	*	*	*	*	*	*	*	*	*
13/05/2022	10:00	*	*	*	*	*	*	*	*	*	*	*	*	*	*	*	*	*	*	*	*	*	*	*	*	*	*
13/05/2022	11:00	*	*	*	*	*	*	*	*	*	*	*	*	*	*	*	*	*	*	*	*	*	*	*	*	*	*
13/05/2022	12:00	*	*	*	*	*	*	*	*	*	*	*	*	*	*	*	*	*	*	*	*	*	*	*	*	*	*
13/05/2022	13:00	*	*	*	*	*	*	*	*	*	*	*	*	*	*	*	*	*	*	*	*	*	*	*	*	*	*
13/05/2022	14:00	*	*	*	*	*	*	*	*	*	*	*	*	*	*	*	*	*	*	*	*	*	*	*	*	*	*
13/05/2022	15:00	*	*	*	*	*	*	*	*	*	*	*	*	*	*	*	*	*	*	*	*	*	*	*	*	*	*
13/05/2022	16:00	*	*	*	*	*	*	*	*	*	*	*	*	*	*	*	*	*	*	*	*	*	*	*	*	*	*
13/05/2022	17:00	*	*	*	*	*	*	*	*	*	*	*	*	*	*	*	*	*	*	*	*	*	*	*	*	*	*
13/05/2022	18:00	*	*	*	*	*	*	*	*	*	*	*	*	*	*	*	*	*	*	*	*	*	*	*	*	*	*
13/05/2022	19:00	*	*	*	*	*	*	*	*	*	*	*	*	*	*	*	*	*	*	*	*	*	*	*	*	*	*
13/05/2022	20:00	*	*	*	*	*	*	*	*	*	*	*	*	*	*	*	*	*	*	*	*	*	*	*	*	*	*
13/05/2022	21:00	*	*	*	*	*	*	*	*	*	*	*	*	*	*	*	*	*	*	*	*	*	*	*	*	*	*
13/05/2022	22:00	*	*	*	*	*	*	*	*	*	*	*	*	*	*	*	*	*	*	*	*	*	*	*	*	*	*
13/05/2022	23:00	*	*	*	*	*	*	*	*	*	*	*	*	*	*	*	*	*	*	*	*	*	*	*	*	*	*
24 Hr Summary		0	0	0	0	0	0	0	0	0	0	0	0	0	0	0	0	0	0	0	0	0	NaN	0	*	*	*

Incoming Histogram

Tithe Barn Lane (A28 facing) June 2022

from Fri-Apr-22-2022-10-00-AM to Tue-Jun-21-2022-11-59-AM

Date	Starting Hr:min	<15	15 to <20	20 to <25	25 to <30	30 to <35	35 to <40	40 to <45	45 to <50	50 to <55	55 to <60	60 to <65	65 to <70	70 to <75	75 to <80	80 to <85	85 to <90	90 to <95	95 to <100	100 to >105	Total Counts	Avg Speed (MPH)	85pet Speed	10MPH Pace	% in pace	# of Speeders	% Speeders
14/05/2022	00:00	*	*	*	*	*	*	*	*	*	*	*	*	*	*	*	*	*	*	*	*	*	*	*	*	*	*
14/05/2022	01:00	*	*	*	*	*	*	*	*	*	*	*	*	*	*	*	*	*	*	*	*	*	*	*	*	*	*
14/05/2022	02:00	*	*	*	*	*	*	*	*	*	*	*	*	*	*	*	*	*	*	*	*	*	*	*	*	*	*
14/05/2022	03:00	*	*	*	*	*	*	*	*	*	*	*	*	*	*	*	*	*	*	*	*	*	*	*	*	*	*
14/05/2022	04:00	*	*	*	*	*	*	*	*	*	*	*	*	*	*	*	*	*	*	*	*	*	*	*	*	*	*
14/05/2022	05:00	*	*	*	*	*	*	*	*	*	*	*	*	*	*	*	*	*	*	*	*	*	*	*	*	*	*
14/05/2022	06:00	*	*	*	*	*	*	*	*	*	*	*	*	*	*	*	*	*	*	*	*	*	*	*	*	*	*
14/05/2022	07:00	*	*	*	*	*	*	*	*	*	*	*	*	*	*	*	*	*	*	*	*	*	*	*	*	*	*
14/05/2022	08:00	*	*	*	*	*	*	*	*	*	*	*	*	*	*	*	*	*	*	*	*	*	*	*	*	*	*
14/05/2022	09:00	*	*	*	*	*	*	*	*	*	*	*	*	*	*	*	*	*	*	*	*	*	*	*	*	*	*
14/05/2022	10:00	*	*	*	*	*	*	*	*	*	*	*	*	*	*	*	*	*	*	*	*	*	*	*	*	*	*
14/05/2022	11:00	*	*	*	*	*	*	*	*	*	*	*	*	*	*	*	*	*	*	*	*	*	*	*	*	*	*
14/05/2022	12:00	*	*	*	*	*	*	*	*	*	*	*	*	*	*	*	*	*	*	*	*	*	*	*	*	*	*
14/05/2022	13:00	*	*	*	*	*	*	*	*	*	*	*	*	*	*	*	*	*	*	*	*	*	*	*	*	*	*
14/05/2022	14:00	*	*	*	*	*	*	*	*	*	*	*	*	*	*	*	*	*	*	*	*	*	*	*	*	*	*
14/05/2022	15:00	*	*	*	*	*	*	*	*	*	*	*	*	*	*	*	*	*	*	*	*	*	*	*	*	*	*
14/05/2022	16:00	*	*	*	*	*	*	*	*	*	*	*	*	*	*	*	*	*	*	*	*	*	*	*	*	*	*
14/05/2022	17:00	*	*	*	*	*	*	*	*	*	*	*	*	*	*	*	*	*	*	*	*	*	*	*	*	*	*
14/05/2022	18:00	*	*	*	*	*	*	*	*	*	*	*	*	*	*	*	*	*	*	*	*	*	*	*	*	*	*
14/05/2022	19:00	*	*	*	*	*	*	*	*	*	*	*	*	*	*	*	*	*	*	*	*	*	*	*	*	*	*
14/05/2022	20:00	*	*	*	*	*	*	*	*	*	*	*	*	*	*	*	*	*	*	*	*	*	*	*	*	*	*
14/05/2022	21:00	*	*	*	*	*	*	*	*	*	*	*	*	*	*	*	*	*	*	*	*	*	*	*	*	*	*
14/05/2022	22:00	*	*	*	*	*	*	*	*	*	*	*	*	*	*	*	*	*	*	*	*	*	*	*	*	*	*
14/05/2022	23:00	*	*	*	*	*	*	*	*	*	*	*	*	*	*	*	*	*	*	*	*	*	*	*	*	*	*
24 Hr Summary		0	0	0	0	0	0	0	0	0	0	0	0	0	0	0	0	0	0	0	0	0	NaN	0	*	*	*

Incoming Histogram

Tithe Barn Lane (A28 facing) June 2022

from Fri-Apr-22-2022-10-00-AM to Tue-Jun-21-2022-11-59-AM

Date	Starting Hr:min	<15	15 to <20	20 to <25	25 to <30	30 to <35	35 to <40	40 to <45	45 to <50	50 to <55	55 to <60	60 to <65	65 to <70	70 to <75	75 to <80	80 to <85	85 to <90	90 to <95	95 to <100	100 to >105	Total Counts	Avg Speed (MPH)	85pet Speed	10MPH Pace	% in pace	# of Speeders	% Speeders
15/05/2022	00:00	*	*	*	*	*	*	*	*	*	*	*	*	*	*	*	*	*	*	*	*	*	*	*	*	*	*
15/05/2022	01:00	*	*	*	*	*	*	*	*	*	*	*	*	*	*	*	*	*	*	*	*	*	*	*	*	*	*
15/05/2022	02:00	*	*	*	*	*	*	*	*	*	*	*	*	*	*	*	*	*	*	*	*	*	*	*	*	*	*
15/05/2022	03:00	*	*	*	*	*	*	*	*	*	*	*	*	*	*	*	*	*	*	*	*	*	*	*	*	*	*
15/05/2022	04:00	*	*	*	*	*	*	*	*	*	*	*	*	*	*	*	*	*	*	*	*	*	*	*	*	*	*
15/05/2022	05:00	*	*	*	*	*	*	*	*	*	*	*	*	*	*	*	*	*	*	*	*	*	*	*	*	*	*
15/05/2022	06:00	*	*	*	*	*	*	*	*	*	*	*	*	*	*	*	*	*	*	*	*	*	*	*	*	*	*
15/05/2022	07:00	*	*	*	*	*	*	*	*	*	*	*	*	*	*	*	*	*	*	*	*	*	*	*	*	*	*
15/05/2022	08:00	*	*	*	*	*	*	*	*	*	*	*	*	*	*	*	*	*	*	*	*	*	*	*	*	*	*
15/05/2022	09:00	*	*	*	*	*	*	*	*	*	*	*	*	*	*	*	*	*	*	*	*	*	*	*	*	*	*
15/05/2022	10:00	*	*	*	*	*	*	*	*	*	*	*	*	*	*	*	*	*	*	*	*	*	*	*	*	*	*
15/05/2022	11:00	*	*	*	*	*	*	*	*	*	*	*	*	*	*	*	*	*	*	*	*	*	*	*	*	*	*
15/05/2022	12:00	*	*	*	*	*	*	*	*	*	*	*	*	*	*	*	*	*	*	*	*	*	*	*	*	*	*
15/05/2022	13:00	*	*	*	*	*	*	*	*	*	*	*	*	*	*	*	*	*	*	*	*	*	*	*	*	*	*
15/05/2022	14:00	*	*	*	*	*	*	*	*	*	*	*	*	*	*	*	*	*	*	*	*	*	*	*	*	*	*
15/05/2022	15:00	*	*	*	*	*	*	*	*	*	*	*	*	*	*	*	*	*	*	*	*	*	*	*	*	*	*
15/05/2022	16:00	*	*	*	*	*	*	*	*	*	*	*	*	*	*	*	*	*	*	*	*	*	*	*	*	*	*
15/05/2022	17:00	*	*	*	*	*	*	*	*	*	*	*	*	*	*	*	*	*	*	*	*	*	*	*	*	*	*
15/05/2022	18:00	*	*	*	*	*	*	*	*	*	*	*	*	*	*	*	*	*	*	*	*	*	*	*	*	*	*
15/05/2022	19:00	*	*	*	*	*	*	*	*	*	*	*	*	*	*	*	*	*	*	*	*	*	*	*	*	*	*
15/05/2022	20:00	*	*	*	*	*	*	*	*	*	*	*	*	*	*	*	*	*	*	*	*	*	*	*	*	*	*
15/05/2022	21:00	*	*	*	*	*	*	*	*	*	*	*	*	*	*	*	*	*	*	*	*	*	*	*	*	*	*
15/05/2022	22:00	*	*	*	*	*	*	*	*	*	*	*	*	*	*	*	*	*	*	*	*	*	*	*	*	*	*
15/05/2022	23:00	*	*	*	*	*	*	*	*	*	*	*	*	*	*	*	*	*	*	*	*	*	*	*	*	*	*
24 Hr Summary		0	0	0	0	0	0	0	0	0	0	0	0	0	0	0	0	0	0	0	0	0	NaN	0	*	*	*

Incoming Histogram

Tithe Barn Lane (A28 facing) June 2022

from Fri-Apr-22-2022-10-00-AM to Tue-Jun-21-2022-11-59-AM

Date	Starting Hr:min	<15	15 to <20	20 to <25	25 to <30	30 to <35	35 to <40	40 to <45	45 to <50	50 to <55	55 to <60	60 to <65	65 to <70	70 to <75	75 to <80	80 to <85	85 to <90	90 to <95	95 to <100	100 to >105	Total Counts	Avg Speed (MPH)	85pet Speed	10MPH Pace	% in pace	# of Speeders	% Speeders
16/05/2022	00:00	*	*	*	*	*	*	*	*	*	*	*	*	*	*	*	*	*	*	*	*	*	*	*	*	*	*
16/05/2022	01:00	*	*	*	*	*	*	*	*	*	*	*	*	*	*	*	*	*	*	*	*	*	*	*	*	*	*
16/05/2022	02:00	*	*	*	*	*	*	*	*	*	*	*	*	*	*	*	*	*	*	*	*	*	*	*	*	*	*
16/05/2022	03:00	*	*	*	*	*	*	*	*	*	*	*	*	*	*	*	*	*	*	*	*	*	*	*	*	*	*
16/05/2022	04:00	*	*	*	*	*	*	*	*	*	*	*	*	*	*	*	*	*	*	*	*	*	*	*	*	*	*
16/05/2022	05:00	*	*	*	*	*	*	*	*	*	*	*	*	*	*	*	*	*	*	*	*	*	*	*	*	*	*
16/05/2022	06:00	*	*	*	*	*	*	*	*	*	*	*	*	*	*	*	*	*	*	*	*	*	*	*	*	*	*
16/05/2022	07:00	*	*	*	*	*	*	*	*	*	*	*	*	*	*	*	*	*	*	*	*	*	*	*	*	*	*
16/05/2022	08:00	*	*	*	*	*	*	*	*	*	*	*	*	*	*	*	*	*	*	*	*	*	*	*	*	*	*
16/05/2022	09:00	*	*	*	*	*	*	*	*	*	*	*	*	*	*	*	*	*	*	*	*	*	*	*	*	*	*
16/05/2022	10:00	*	*	*	*	*	*	*	*	*	*	*	*	*	*	*	*	*	*	*	*	*	*	*	*	*	*
16/05/2022	11:00	*	*	*	*	*	*	*	*	*	*	*	*	*	*	*	*	*	*	*	*	*	*	*	*	*	*
16/05/2022	12:00	*	*	*	*	*	*	*	*	*	*	*	*	*	*	*	*	*	*	*	*	*	*	*	*	*	*
16/05/2022	13:00	*	*	*	*	*	*	*	*	*	*	*	*	*	*	*	*	*	*	*	*	*	*	*	*	*	*
16/05/2022	14:00	*	*	*	*	*	*	*	*	*	*	*	*	*	*	*	*	*	*	*	*	*	*	*	*	*	*
16/05/2022	15:00	*	*	*	*	*	*	*	*	*	*	*	*	*	*	*	*	*	*	*	*	*	*	*	*	*	*
16/05/2022	16:00	*	*	*	*	*	*	*	*	*	*	*	*	*	*	*	*	*	*	*	*	*	*	*	*	*	*
16/05/2022	17:00	*	*	*	*	*	*	*	*	*	*	*	*	*	*	*	*	*	*	*	*	*	*	*	*	*	*
16/05/2022	18:00	*	*	*	*	*	*	*	*	*	*	*	*	*	*	*	*	*	*	*	*	*	*	*	*	*	*
16/05/2022	19:00	*	*	*	*	*	*	*	*	*	*	*	*	*	*	*	*	*	*	*	*	*	*	*	*	*	*
16/05/2022	20:00	*	*	*	*	*	*	*	*	*	*	*	*	*	*	*	*	*	*	*	*	*	*	*	*	*	*
16/05/2022	21:00	*	*	*	*	*	*	*	*	*	*	*	*	*	*	*	*	*	*	*	*	*	*	*	*	*	*
16/05/2022	22:00	*	*	*	*	*	*	*	*	*	*	*	*	*	*	*	*	*	*	*	*	*	*	*	*	*	*
16/05/2022	23:00	*	*	*	*	*	*	*	*	*	*	*	*	*	*	*	*	*	*	*	*	*	*	*	*	*	*
24 Hr Summary		0	0	0	0	0	0	0	0	0	0	0	0	0	0	0	0	0	0	0	0	0	NaN	0	*	*	*

Incoming Histogram

Tithe Barn Lane (A28 facing) June 2022

from Fri-Apr-22-2022-10-00-AM to Tue-Jun-21-2022-11-59-AM

Date	Starting Hr:min	<15	15 to <20	20 to <25	25 to <30	30 to <35	35 to <40	40 to <45	45 to <50	50 to <55	55 to <60	60 to <65	65 to <70	70 to <75	75 to <80	80 to <85	85 to <90	90 to <95	95 to <100	100 to >105	Total Counts	Avg Speed (MPH)	85pet Speed	10MPH Pace	% in pace	# of Speeders	% Speeders
17/05/2022	00:00	*	*	*	*	*	*	*	*	*	*	*	*	*	*	*	*	*	*	*	*	*	*	*	*	*	*
17/05/2022	01:00	*	*	*	*	*	*	*	*	*	*	*	*	*	*	*	*	*	*	*	*	*	*	*	*	*	*
17/05/2022	02:00	*	*	*	*	*	*	*	*	*	*	*	*	*	*	*	*	*	*	*	*	*	*	*	*	*	*
17/05/2022	03:00	*	*	*	*	*	*	*	*	*	*	*	*	*	*	*	*	*	*	*	*	*	*	*	*	*	*
17/05/2022	04:00	*	*	*	*	*	*	*	*	*	*	*	*	*	*	*	*	*	*	*	*	*	*	*	*	*	*
17/05/2022	05:00	*	*	*	*	*	*	*	*	*	*	*	*	*	*	*	*	*	*	*	*	*	*	*	*	*	*
17/05/2022	06:00	*	*	*	*	*	*	*	*	*	*	*	*	*	*	*	*	*	*	*	*	*	*	*	*	*	*
17/05/2022	07:00	*	*	*	*	*	*	*	*	*	*	*	*	*	*	*	*	*	*	*	*	*	*	*	*	*	*
17/05/2022	08:00	*	*	*	*	*	*	*	*	*	*	*	*	*	*	*	*	*	*	*	*	*	*	*	*	*	*
17/05/2022	09:00	*	*	*	*	*	*	*	*	*	*	*	*	*	*	*	*	*	*	*	*	*	*	*	*	*	*
17/05/2022	10:00	*	*	*	*	*	*	*	*	*	*	*	*	*	*	*	*	*	*	*	*	*	*	*	*	*	*
17/05/2022	11:00	*	*	*	*	*	*	*	*	*	*	*	*	*	*	*	*	*	*	*	*	*	*	*	*	*	*
17/05/2022	12:00	*	*	*	*	*	*	*	*	*	*	*	*	*	*	*	*	*	*	*	*	*	*	*	*	*	*
17/05/2022	13:00	*	*	*	*	*	*	*	*	*	*	*	*	*	*	*	*	*	*	*	*	*	*	*	*	*	*
17/05/2022	14:00	*	*	*	*	*	*	*	*	*	*	*	*	*	*	*	*	*	*	*	*	*	*	*	*	*	*
17/05/2022	15:00	*	*	*	*	*	*	*	*	*	*	*	*	*	*	*	*	*	*	*	*	*	*	*	*	*	*
17/05/2022	16:00	*	*	*	*	*	*	*	*	*	*	*	*	*	*	*	*	*	*	*	*	*	*	*	*	*	*
17/05/2022	17:00	*	*	*	*	*	*	*	*	*	*	*	*	*	*	*	*	*	*	*	*	*	*	*	*	*	*
17/05/2022	18:00	*	*	*	*	*	*	*	*	*	*	*	*	*	*	*	*	*	*	*	*	*	*	*	*	*	*
17/05/2022	19:00	*	*	*	*	*	*	*	*	*	*	*	*	*	*	*	*	*	*	*	*	*	*	*	*	*	*
17/05/2022	20:00	*	*	*	*	*	*	*	*	*	*	*	*	*	*	*	*	*	*	*	*	*	*	*	*	*	*
17/05/2022	21:00	*	*	*	*	*	*	*	*	*	*	*	*	*	*	*	*	*	*	*	*	*	*	*	*	*	*
17/05/2022	22:00	*	*	*	*	*	*	*	*	*	*	*	*	*	*	*	*	*	*	*	*	*	*	*	*	*	*
17/05/2022	23:00	*	*	*	*	*	*	*	*	*	*	*	*	*	*	*	*	*	*	*	*	*	*	*	*	*	*
24 Hr Summary		0	0	0	0	0	0	0	0	0	0	0	0	0	0	0	0	0	0	0	0	0	NaN	0	*	*	*

Incoming Histogram

Tithe Barn Lane (A28 facing) June 2022

from Fri-Apr-22-2022-10-00-AM to Tue-Jun-21-2022-11-59-AM

Date	Starting Hr:min	<15	15 to <20	20 to <25	25 to <30	30 to <35	35 to <40	40 to <45	45 to <50	50 to <55	55 to <60	60 to <65	65 to <70	70 to <75	75 to <80	80 to <85	85 to <90	90 to <95	95 to <100	100 to >105	Total Counts	Avg Speed (MPH)	85pet Speed	10MPH Pace	% in pace	# of Speeders	% Speeders
18/05/2022	00:00	*	*	*	*	*	*	*	*	*	*	*	*	*	*	*	*	*	*	*	*	*	*	*	*	*	*
18/05/2022	01:00	*	*	*	*	*	*	*	*	*	*	*	*	*	*	*	*	*	*	*	*	*	*	*	*	*	*
18/05/2022	02:00	*	*	*	*	*	*	*	*	*	*	*	*	*	*	*	*	*	*	*	*	*	*	*	*	*	*
18/05/2022	03:00	*	*	*	*	*	*	*	*	*	*	*	*	*	*	*	*	*	*	*	*	*	*	*	*	*	*
18/05/2022	04:00	*	*	*	*	*	*	*	*	*	*	*	*	*	*	*	*	*	*	*	*	*	*	*	*	*	*
18/05/2022	05:00	*	*	*	*	*	*	*	*	*	*	*	*	*	*	*	*	*	*	*	*	*	*	*	*	*	*
18/05/2022	06:00	*	*	*	*	*	*	*	*	*	*	*	*	*	*	*	*	*	*	*	*	*	*	*	*	*	*
18/05/2022	07:00	*	*	*	*	*	*	*	*	*	*	*	*	*	*	*	*	*	*	*	*	*	*	*	*	*	*
18/05/2022	08:00	*	*	*	*	*	*	*	*	*	*	*	*	*	*	*	*	*	*	*	*	*	*	*	*	*	*
18/05/2022	09:00	*	*	*	*	*	*	*	*	*	*	*	*	*	*	*	*	*	*	*	*	*	*	*	*	*	*
18/05/2022	10:00	*	*	*	*	*	*	*	*	*	*	*	*	*	*	*	*	*	*	*	*	*	*	*	*	*	*
18/05/2022	11:00	*	*	*	*	*	*	*	*	*	*	*	*	*	*	*	*	*	*	*	*	*	*	*	*	*	*
18/05/2022	12:00	*	*	*	*	*	*	*	*	*	*	*	*	*	*	*	*	*	*	*	*	*	*	*	*	*	*
18/05/2022	13:00	*	*	*	*	*	*	*	*	*	*	*	*	*	*	*	*	*	*	*	*	*	*	*	*	*	*
18/05/2022	14:00	*	*	*	*	*	*	*	*	*	*	*	*	*	*	*	*	*	*	*	*	*	*	*	*	*	*
18/05/2022	15:00	*	*	*	*	*	*	*	*	*	*	*	*	*	*	*	*	*	*	*	*	*	*	*	*	*	*
18/05/2022	16:00	*	*	*	*	*	*	*	*	*	*	*	*	*	*	*	*	*	*	*	*	*	*	*	*	*	*
18/05/2022	17:00	*	*	*	*	*	*	*	*	*	*	*	*	*	*	*	*	*	*	*	*	*	*	*	*	*	*
18/05/2022	18:00	*	*	*	*	*	*	*	*	*	*	*	*	*	*	*	*	*	*	*	*	*	*	*	*	*	*
18/05/2022	19:00	*	*	*	*	*	*	*	*	*	*	*	*	*	*	*	*	*	*	*	*	*	*	*	*	*	*
18/05/2022	20:00	*	*	*	*	*	*	*	*	*	*	*	*	*	*	*	*	*	*	*	*	*	*	*	*	*	*
18/05/2022	21:00	*	*	*	*	*	*	*	*	*	*	*	*	*	*	*	*	*	*	*	*	*	*	*	*	*	*
18/05/2022	22:00	*	*	*	*	*	*	*	*	*	*	*	*	*	*	*	*	*	*	*	*	*	*	*	*	*	*
18/05/2022	23:00	*	*	*	*	*	*	*	*	*	*	*	*	*	*	*	*	*	*	*	*	*	*	*	*	*	*
24 Hr Summary		0	0	0	0	0	0	0	0	0	0	0	0	0	0	0	0	0	0	0	0	0	NaN	0	*	*	*

Incoming Histogram

Tithe Barn Lane (A28 facing) June 2022

from Fri-Apr-22-2022-10-00-AM to Tue-Jun-21-2022-11-59-AM

Date	Starting Hr:min	<15	15 to <20	20 to <25	25 to <30	30 to <35	35 to <40	40 to <45	45 to <50	50 to <55	55 to <60	60 to <65	65 to <70	70 to <75	75 to <80	80 to <85	85 to <90	90 to <95	95 to <100	100 to >105	Total Counts	Avg Speed (MPH)	85pet Speed	10MPH Pace	% in pace	# of Speeders	% Speeders
19/05/2022	00:00	*	*	*	*	*	*	*	*	*	*	*	*	*	*	*	*	*	*	*	*	*	*	*	*	*	*
19/05/2022	01:00	*	*	*	*	*	*	*	*	*	*	*	*	*	*	*	*	*	*	*	*	*	*	*	*	*	*
19/05/2022	02:00	*	*	*	*	*	*	*	*	*	*	*	*	*	*	*	*	*	*	*	*	*	*	*	*	*	*
19/05/2022	03:00	*	*	*	*	*	*	*	*	*	*	*	*	*	*	*	*	*	*	*	*	*	*	*	*	*	*
19/05/2022	04:00	*	*	*	*	*	*	*	*	*	*	*	*	*	*	*	*	*	*	*	*	*	*	*	*	*	*
19/05/2022	05:00	*	*	*	*	*	*	*	*	*	*	*	*	*	*	*	*	*	*	*	*	*	*	*	*	*	*
19/05/2022	06:00	*	*	*	*	*	*	*	*	*	*	*	*	*	*	*	*	*	*	*	*	*	*	*	*	*	*
19/05/2022	07:00	*	*	*	*	*	*	*	*	*	*	*	*	*	*	*	*	*	*	*	*	*	*	*	*	*	*
19/05/2022	08:00	*	*	*	*	*	*	*	*	*	*	*	*	*	*	*	*	*	*	*	*	*	*	*	*	*	*
19/05/2022	09:00	*	*	*	*	*	*	*	*	*	*	*	*	*	*	*	*	*	*	*	*	*	*	*	*	*	*
19/05/2022	10:00	*	*	*	*	*	*	*	*	*	*	*	*	*	*	*	*	*	*	*	*	*	*	*	*	*	*
19/05/2022	11:00	*	*	*	*	*	*	*	*	*	*	*	*	*	*	*	*	*	*	*	*	*	*	*	*	*	*
19/05/2022	12:00	*	*	*	*	*	*	*	*	*	*	*	*	*	*	*	*	*	*	*	*	*	*	*	*	*	*
19/05/2022	13:00	*	*	*	*	*	*	*	*	*	*	*	*	*	*	*	*	*	*	*	*	*	*	*	*	*	*
19/05/2022	14:00	*	*	*	*	*	*	*	*	*	*	*	*	*	*	*	*	*	*	*	*	*	*	*	*	*	*
19/05/2022	15:00	*	*	*	*	*	*	*	*	*	*	*	*	*	*	*	*	*	*	*	*	*	*	*	*	*	*
19/05/2022	16:00	*	*	*	*	*	*	*	*	*	*	*	*	*	*	*	*	*	*	*	*	*	*	*	*	*	*
19/05/2022	17:00	*	*	*	*	*	*	*	*	*	*	*	*	*	*	*	*	*	*	*	*	*	*	*	*	*	*
19/05/2022	18:00	*	*	*	*	*	*	*	*	*	*	*	*	*	*	*	*	*	*	*	*	*	*	*	*	*	*
19/05/2022	19:00	*	*	*	*	*	*	*	*	*	*	*	*	*	*	*	*	*	*	*	*	*	*	*	*	*	*
19/05/2022	20:00	*	*	*	*	*	*	*	*	*	*	*	*	*	*	*	*	*	*	*	*	*	*	*	*	*	*
19/05/2022	21:00	*	*	*	*	*	*	*	*	*	*	*	*	*	*	*	*	*	*	*	*	*	*	*	*	*	*
19/05/2022	22:00	*	*	*	*	*	*	*	*	*	*	*	*	*	*	*	*	*	*	*	*	*	*	*	*	*	*
19/05/2022	23:00	*	*	*	*	*	*	*	*	*	*	*	*	*	*	*	*	*	*	*	*	*	*	*	*	*	*
24 Hr Summary		0	0	0	0	0	0	0	0	0	0	0	0	0	0	0	0	0	0	0	0	0	NaN	0	*	*	*

Incoming Histogram

Tithe Barn Lane (A28 facing) June 2022

from Fri-Apr-22-2022-10-00-AM to Tue-Jun-21-2022-11-59-AM

Date	Starting Hr:min	<15	15 to <20	20 to <25	25 to <30	30 to <35	35 to <40	40 to <45	45 to <50	50 to <55	55 to <60	60 to <65	65 to <70	70 to <75	75 to <80	80 to <85	85 to <90	90 to <95	95 to <100	100 to >105	Total Counts	Avg Speed (MPH)	85pet Speed	10MPH Pace	% in pace	# of Speeders	% Speeders
20/05/2022	00:00	*	*	*	*	*	*	*	*	*	*	*	*	*	*	*	*	*	*	*	*	*	*	*	*	*	*
20/05/2022	01:00	*	*	*	*	*	*	*	*	*	*	*	*	*	*	*	*	*	*	*	*	*	*	*	*	*	*
20/05/2022	02:00	*	*	*	*	*	*	*	*	*	*	*	*	*	*	*	*	*	*	*	*	*	*	*	*	*	*
20/05/2022	03:00	*	*	*	*	*	*	*	*	*	*	*	*	*	*	*	*	*	*	*	*	*	*	*	*	*	*
20/05/2022	04:00	*	*	*	*	*	*	*	*	*	*	*	*	*	*	*	*	*	*	*	*	*	*	*	*	*	*
20/05/2022	05:00	*	*	*	*	*	*	*	*	*	*	*	*	*	*	*	*	*	*	*	*	*	*	*	*	*	*
20/05/2022	06:00	*	*	*	*	*	*	*	*	*	*	*	*	*	*	*	*	*	*	*	*	*	*	*	*	*	*
20/05/2022	07:00	*	*	*	*	*	*	*	*	*	*	*	*	*	*	*	*	*	*	*	*	*	*	*	*	*	*
20/05/2022	08:00	*	*	*	*	*	*	*	*	*	*	*	*	*	*	*	*	*	*	*	*	*	*	*	*	*	*
20/05/2022	09:00	*	*	*	*	*	*	*	*	*	*	*	*	*	*	*	*	*	*	*	*	*	*	*	*	*	*
20/05/2022	10:00	*	*	*	*	*	*	*	*	*	*	*	*	*	*	*	*	*	*	*	*	*	*	*	*	*	*
20/05/2022	11:00	*	*	*	*	*	*	*	*	*	*	*	*	*	*	*	*	*	*	*	*	*	*	*	*	*	*
20/05/2022	12:00	*	*	*	*	*	*	*	*	*	*	*	*	*	*	*	*	*	*	*	*	*	*	*	*	*	*
20/05/2022	13:00	*	*	*	*	*	*	*	*	*	*	*	*	*	*	*	*	*	*	*	*	*	*	*	*	*	*
20/05/2022	14:00	*	*	*	*	*	*	*	*	*	*	*	*	*	*	*	*	*	*	*	*	*	*	*	*	*	*
20/05/2022	15:00	*	*	*	*	*	*	*	*	*	*	*	*	*	*	*	*	*	*	*	*	*	*	*	*	*	*
20/05/2022	16:00	*	*	*	*	*	*	*	*	*	*	*	*	*	*	*	*	*	*	*	*	*	*	*	*	*	*
20/05/2022	17:00	*	*	*	*	*	*	*	*	*	*	*	*	*	*	*	*	*	*	*	*	*	*	*	*	*	*
20/05/2022	18:00	*	*	*	*	*	*	*	*	*	*	*	*	*	*	*	*	*	*	*	*	*	*	*	*	*	*
20/05/2022	19:00	*	*	*	*	*	*	*	*	*	*	*	*	*	*	*	*	*	*	*	*	*	*	*	*	*	*
20/05/2022	20:00	*	*	*	*	*	*	*	*	*	*	*	*	*	*	*	*	*	*	*	*	*	*	*	*	*	*
20/05/2022	21:00	*	*	*	*	*	*	*	*	*	*	*	*	*	*	*	*	*	*	*	*	*	*	*	*	*	*
20/05/2022	22:00	*	*	*	*	*	*	*	*	*	*	*	*	*	*	*	*	*	*	*	*	*	*	*	*	*	*
20/05/2022	23:00	*	*	*	*	*	*	*	*	*	*	*	*	*	*	*	*	*	*	*	*	*	*	*	*	*	*
24 Hr Summary		0	0	0	0	0	0	0	0	0	0	0	0	0	0	0	0	0	0	0	0	0	NaN	0	*	*	*

Incoming Histogram

Tithe Barn Lane (A28 facing) June 2022

from Fri-Apr-22-2022-10-00-AM to Tue-Jun-21-2022-11-59-AM

Date	Starting Hr:min	<15	15 to <20	20 to <25	25 to <30	30 to <35	35 to <40	40 to <45	45 to <50	50 to <55	55 to <60	60 to <65	65 to <70	70 to <75	75 to <80	80 to <85	85 to <90	90 to <95	95 to <100	100 to >105	Total Counts	Avg Speed (MPH)	85pet Speed	10MPH Pace	% in pace	# of Speeders	% Speeders
21/05/2022	00:00	*	*	*	*	*	*	*	*	*	*	*	*	*	*	*	*	*	*	*	*	*	*	*	*	*	*
21/05/2022	01:00	*	*	*	*	*	*	*	*	*	*	*	*	*	*	*	*	*	*	*	*	*	*	*	*	*	*
21/05/2022	02:00	*	*	*	*	*	*	*	*	*	*	*	*	*	*	*	*	*	*	*	*	*	*	*	*	*	*
21/05/2022	03:00	*	*	*	*	*	*	*	*	*	*	*	*	*	*	*	*	*	*	*	*	*	*	*	*	*	*
21/05/2022	04:00	*	*	*	*	*	*	*	*	*	*	*	*	*	*	*	*	*	*	*	*	*	*	*	*	*	*
21/05/2022	05:00	*	*	*	*	*	*	*	*	*	*	*	*	*	*	*	*	*	*	*	*	*	*	*	*	*	*
21/05/2022	06:00	*	*	*	*	*	*	*	*	*	*	*	*	*	*	*	*	*	*	*	*	*	*	*	*	*	*
21/05/2022	07:00	*	*	*	*	*	*	*	*	*	*	*	*	*	*	*	*	*	*	*	*	*	*	*	*	*	*
21/05/2022	08:00	*	*	*	*	*	*	*	*	*	*	*	*	*	*	*	*	*	*	*	*	*	*	*	*	*	*
21/05/2022	09:00	*	*	*	*	*	*	*	*	*	*	*	*	*	*	*	*	*	*	*	*	*	*	*	*	*	*
21/05/2022	10:00	*	*	*	*	*	*	*	*	*	*	*	*	*	*	*	*	*	*	*	*	*	*	*	*	*	*
21/05/2022	11:00	*	*	*	*	*	*	*	*	*	*	*	*	*	*	*	*	*	*	*	*	*	*	*	*	*	*
21/05/2022	12:00	*	*	*	*	*	*	*	*	*	*	*	*	*	*	*	*	*	*	*	*	*	*	*	*	*	*
21/05/2022	13:00	*	*	*	*	*	*	*	*	*	*	*	*	*	*	*	*	*	*	*	*	*	*	*	*	*	*
21/05/2022	14:00	*	*	*	*	*	*	*	*	*	*	*	*	*	*	*	*	*	*	*	*	*	*	*	*	*	*
21/05/2022	15:00	*	*	*	*	*	*	*	*	*	*	*	*	*	*	*	*	*	*	*	*	*	*	*	*	*	*
21/05/2022	16:00	*	*	*	*	*	*	*	*	*	*	*	*	*	*	*	*	*	*	*	*	*	*	*	*	*	*
21/05/2022	17:00	*	*	*	*	*	*	*	*	*	*	*	*	*	*	*	*	*	*	*	*	*	*	*	*	*	*
21/05/2022	18:00	*	*	*	*	*	*	*	*	*	*	*	*	*	*	*	*	*	*	*	*	*	*	*	*	*	*
21/05/2022	19:00	*	*	*	*	*	*	*	*	*	*	*	*	*	*	*	*	*	*	*	*	*	*	*	*	*	*
21/05/2022	20:00	*	*	*	*	*	*	*	*	*	*	*	*	*	*	*	*	*	*	*	*	*	*	*	*	*	*
21/05/2022	21:00	*	*	*	*	*	*	*	*	*	*	*	*	*	*	*	*	*	*	*	*	*	*	*	*	*	*
21/05/2022	22:00	*	*	*	*	*	*	*	*	*	*	*	*	*	*	*	*	*	*	*	*	*	*	*	*	*	*
21/05/2022	23:00	*	*	*	*	*	*	*	*	*	*	*	*	*	*	*	*	*	*	*	*	*	*	*	*	*	*
24 Hr Summary		0	0	0	0	0	0	0	0	0	0	0	0	0	0	0	0	0	0	0	0	0	NaN	0	*	*	*

Incoming Histogram

Tithe Barn Lane (A28 facing) June 2022

from Fri-Apr-22-2022-10-00-AM to Tue-Jun-21-2022-11-59-AM

Date	Starting Hr:min	<15	15 to <20	20 to <25	25 to <30	30 to <35	35 to <40	40 to <45	45 to <50	50 to <55	55 to <60	60 to <65	65 to <70	70 to <75	75 to <80	80 to <85	85 to <90	90 to <95	95 to <100	100 to >105	Total Counts	Avg Speed (MPH)	85pet Speed	10MPH Pace	% in pace	# of Speeders	% Speeders
22/05/2022	00:00	*	*	*	*	*	*	*	*	*	*	*	*	*	*	*	*	*	*	*	*	*	*	*	*	*	*
22/05/2022	01:00	*	*	*	*	*	*	*	*	*	*	*	*	*	*	*	*	*	*	*	*	*	*	*	*	*	*
22/05/2022	02:00	*	*	*	*	*	*	*	*	*	*	*	*	*	*	*	*	*	*	*	*	*	*	*	*	*	*
22/05/2022	03:00	*	*	*	*	*	*	*	*	*	*	*	*	*	*	*	*	*	*	*	*	*	*	*	*	*	*
22/05/2022	04:00	*	*	*	*	*	*	*	*	*	*	*	*	*	*	*	*	*	*	*	*	*	*	*	*	*	*
22/05/2022	05:00	*	*	*	*	*	*	*	*	*	*	*	*	*	*	*	*	*	*	*	*	*	*	*	*	*	*
22/05/2022	06:00	*	*	*	*	*	*	*	*	*	*	*	*	*	*	*	*	*	*	*	*	*	*	*	*	*	*
22/05/2022	07:00	*	*	*	*	*	*	*	*	*	*	*	*	*	*	*	*	*	*	*	*	*	*	*	*	*	*
22/05/2022	08:00	*	*	*	*	*	*	*	*	*	*	*	*	*	*	*	*	*	*	*	*	*	*	*	*	*	*
22/05/2022	09:00	*	*	*	*	*	*	*	*	*	*	*	*	*	*	*	*	*	*	*	*	*	*	*	*	*	*
22/05/2022	10:00	*	*	*	*	*	*	*	*	*	*	*	*	*	*	*	*	*	*	*	*	*	*	*	*	*	*
22/05/2022	11:00	*	*	*	*	*	*	*	*	*	*	*	*	*	*	*	*	*	*	*	*	*	*	*	*	*	*
22/05/2022	12:00	*	*	*	*	*	*	*	*	*	*	*	*	*	*	*	*	*	*	*	*	*	*	*	*	*	*
22/05/2022	13:00	*	*	*	*	*	*	*	*	*	*	*	*	*	*	*	*	*	*	*	*	*	*	*	*	*	*
22/05/2022	14:00	*	*	*	*	*	*	*	*	*	*	*	*	*	*	*	*	*	*	*	*	*	*	*	*	*	*
22/05/2022	15:00	*	*	*	*	*	*	*	*	*	*	*	*	*	*	*	*	*	*	*	*	*	*	*	*	*	*
22/05/2022	16:00	*	*	*	*	*	*	*	*	*	*	*	*	*	*	*	*	*	*	*	*	*	*	*	*	*	*
22/05/2022	17:00	*	*	*	*	*	*	*	*	*	*	*	*	*	*	*	*	*	*	*	*	*	*	*	*	*	*
22/05/2022	18:00	*	*	*	*	*	*	*	*	*	*	*	*	*	*	*	*	*	*	*	*	*	*	*	*	*	*
22/05/2022	19:00	*	*	*	*	*	*	*	*	*	*	*	*	*	*	*	*	*	*	*	*	*	*	*	*	*	*
22/05/2022	20:00	*	*	*	*	*	*	*	*	*	*	*	*	*	*	*	*	*	*	*	*	*	*	*	*	*	*
22/05/2022	21:00	*	*	*	*	*	*	*	*	*	*	*	*	*	*	*	*	*	*	*	*	*	*	*	*	*	*
22/05/2022	22:00	*	*	*	*	*	*	*	*	*	*	*	*	*	*	*	*	*	*	*	*	*	*	*	*	*	*
22/05/2022	23:00	*	*	*	*	*	*	*	*	*	*	*	*	*	*	*	*	*	*	*	*	*	*	*	*	*	*
24 Hr Summary		0	0	0	0	0	0	0	0	0	0	0	0	0	0	0	0	0	0	0	0	0	NaN	0	*	*	*

Incoming Histogram

Tithe Barn Lane (A28 facing) June 2022

from Fri-Apr-22-2022-10-00-AM to Tue-Jun-21-2022-11-59-AM

Date	Starting Hr:min	<15	15 to <20	20 to <25	25 to <30	30 to <35	35 to <40	40 to <45	45 to <50	50 to <55	55 to <60	60 to <65	65 to <70	70 to <75	75 to <80	80 to <85	85 to <90	90 to <95	95 to <100	100 to >105	Total Counts	Avg Speed (MPH)	85pet Speed	10MPH Pace	% in pace	# of Speeders	% Speeders
23/05/2022	00:00	*	*	*	*	*	*	*	*	*	*	*	*	*	*	*	*	*	*	*	*	*	*	*	*	*	*
23/05/2022	01:00	*	*	*	*	*	*	*	*	*	*	*	*	*	*	*	*	*	*	*	*	*	*	*	*	*	*
23/05/2022	02:00	*	*	*	*	*	*	*	*	*	*	*	*	*	*	*	*	*	*	*	*	*	*	*	*	*	*
23/05/2022	03:00	*	*	*	*	*	*	*	*	*	*	*	*	*	*	*	*	*	*	*	*	*	*	*	*	*	*
23/05/2022	04:00	*	*	*	*	*	*	*	*	*	*	*	*	*	*	*	*	*	*	*	*	*	*	*	*	*	*
23/05/2022	05:00	*	*	*	*	*	*	*	*	*	*	*	*	*	*	*	*	*	*	*	*	*	*	*	*	*	*
23/05/2022	06:00	*	*	*	*	*	*	*	*	*	*	*	*	*	*	*	*	*	*	*	*	*	*	*	*	*	*
23/05/2022	07:00	*	*	*	*	*	*	*	*	*	*	*	*	*	*	*	*	*	*	*	*	*	*	*	*	*	*
23/05/2022	08:00	*	*	*	*	*	*	*	*	*	*	*	*	*	*	*	*	*	*	*	*	*	*	*	*	*	*
23/05/2022	09:00	*	*	*	*	*	*	*	*	*	*	*	*	*	*	*	*	*	*	*	*	*	*	*	*	*	*
23/05/2022	10:00	*	*	*	*	*	*	*	*	*	*	*	*	*	*	*	*	*	*	*	*	*	*	*	*	*	*
23/05/2022	11:00	*	*	*	*	*	*	*	*	*	*	*	*	*	*	*	*	*	*	*	*	*	*	*	*	*	*
23/05/2022	12:00	*	*	*	*	*	*	*	*	*	*	*	*	*	*	*	*	*	*	*	*	*	*	*	*	*	*
23/05/2022	13:00	*	*	*	*	*	*	*	*	*	*	*	*	*	*	*	*	*	*	*	*	*	*	*	*	*	*
23/05/2022	14:00	*	*	*	*	*	*	*	*	*	*	*	*	*	*	*	*	*	*	*	*	*	*	*	*	*	*
23/05/2022	15:00	*	*	*	*	*	*	*	*	*	*	*	*	*	*	*	*	*	*	*	*	*	*	*	*	*	*
23/05/2022	16:00	*	*	*	*	*	*	*	*	*	*	*	*	*	*	*	*	*	*	*	*	*	*	*	*	*	*
23/05/2022	17:00	*	*	*	*	*	*	*	*	*	*	*	*	*	*	*	*	*	*	*	*	*	*	*	*	*	*
23/05/2022	18:00	*	*	*	*	*	*	*	*	*	*	*	*	*	*	*	*	*	*	*	*	*	*	*	*	*	*
23/05/2022	19:00	*	*	*	*	*	*	*	*	*	*	*	*	*	*	*	*	*	*	*	*	*	*	*	*	*	*
23/05/2022	20:00	*	*	*	*	*	*	*	*	*	*	*	*	*	*	*	*	*	*	*	*	*	*	*	*	*	*
23/05/2022	21:00	*	*	*	*	*	*	*	*	*	*	*	*	*	*	*	*	*	*	*	*	*	*	*	*	*	*
23/05/2022	22:00	*	*	*	*	*	*	*	*	*	*	*	*	*	*	*	*	*	*	*	*	*	*	*	*	*	*
23/05/2022	23:00	*	*	*	*	*	*	*	*	*	*	*	*	*	*	*	*	*	*	*	*	*	*	*	*	*	*
24 Hr Summary		0	0	0	0	0	0	0	0	0	0	0	0	0	0	0	0	0	0	0	0	0	NaN	0	*	*	*

Incoming Histogram

Tithe Barn Lane (A28 facing) June 2022

from Fri-Apr-22-2022-10-00-AM to Tue-Jun-21-2022-11-59-AM

Date	Starting Hr:min	<15	15 to <20	20 to <25	25 to <30	30 to <35	35 to <40	40 to <45	45 to <50	50 to <55	55 to <60	60 to <65	65 to <70	70 to <75	75 to <80	80 to <85	85 to <90	90 to <95	95 to <100	100 to >105	Total Counts	Avg Speed (MPH)	85pet Speed	10MPH Pace	% in pace	# of Speeders	% Speeders
24/05/2022	00:00	*	*	*	*	*	*	*	*	*	*	*	*	*	*	*	*	*	*	*	*	*	*	*	*	*	*
24/05/2022	01:00	*	*	*	*	*	*	*	*	*	*	*	*	*	*	*	*	*	*	*	*	*	*	*	*	*	*
24/05/2022	02:00	*	*	*	*	*	*	*	*	*	*	*	*	*	*	*	*	*	*	*	*	*	*	*	*	*	*
24/05/2022	03:00	*	*	*	*	*	*	*	*	*	*	*	*	*	*	*	*	*	*	*	*	*	*	*	*	*	*
24/05/2022	04:00	*	*	*	*	*	*	*	*	*	*	*	*	*	*	*	*	*	*	*	*	*	*	*	*	*	*
24/05/2022	05:00	*	*	*	*	*	*	*	*	*	*	*	*	*	*	*	*	*	*	*	*	*	*	*	*	*	*
24/05/2022	06:00	*	*	*	*	*	*	*	*	*	*	*	*	*	*	*	*	*	*	*	*	*	*	*	*	*	*
24/05/2022	07:00	*	*	*	*	*	*	*	*	*	*	*	*	*	*	*	*	*	*	*	*	*	*	*	*	*	*
24/05/2022	08:00	*	*	*	*	*	*	*	*	*	*	*	*	*	*	*	*	*	*	*	*	*	*	*	*	*	*
24/05/2022	09:00	*	*	*	*	*	*	*	*	*	*	*	*	*	*	*	*	*	*	*	*	*	*	*	*	*	*
24/05/2022	10:00	*	*	*	*	*	*	*	*	*	*	*	*	*	*	*	*	*	*	*	*	*	*	*	*	*	*
24/05/2022	11:00	*	*	*	*	*	*	*	*	*	*	*	*	*	*	*	*	*	*	*	*	*	*	*	*	*	*
24/05/2022	12:00	*	*	*	*	*	*	*	*	*	*	*	*	*	*	*	*	*	*	*	*	*	*	*	*	*	*
24/05/2022	13:00	*	*	*	*	*	*	*	*	*	*	*	*	*	*	*	*	*	*	*	*	*	*	*	*	*	*
24/05/2022	14:00	*	*	*	*	*	*	*	*	*	*	*	*	*	*	*	*	*	*	*	*	*	*	*	*	*	*
24/05/2022	15:00	*	*	*	*	*	*	*	*	*	*	*	*	*	*	*	*	*	*	*	*	*	*	*	*	*	*
24/05/2022	16:00	*	*	*	*	*	*	*	*	*	*	*	*	*	*	*	*	*	*	*	*	*	*	*	*	*	*
24/05/2022	17:00	*	*	*	*	*	*	*	*	*	*	*	*	*	*	*	*	*	*	*	*	*	*	*	*	*	*
24/05/2022	18:00	*	*	*	*	*	*	*	*	*	*	*	*	*	*	*	*	*	*	*	*	*	*	*	*	*	*
24/05/2022	19:00	*	*	*	*	*	*	*	*	*	*	*	*	*	*	*	*	*	*	*	*	*	*	*	*	*	*
24/05/2022	20:00	*	*	*	*	*	*	*	*	*	*	*	*	*	*	*	*	*	*	*	*	*	*	*	*	*	*
24/05/2022	21:00	*	*	*	*	*	*	*	*	*	*	*	*	*	*	*	*	*	*	*	*	*	*	*	*	*	*
24/05/2022	22:00	*	*	*	*	*	*	*	*	*	*	*	*	*	*	*	*	*	*	*	*	*	*	*	*	*	*
24/05/2022	23:00	*	*	*	*	*	*	*	*	*	*	*	*	*	*	*	*	*	*	*	*	*	*	*	*	*	*
24 Hr Summary		0	0	0	0	0	0	0	0	0	0	0	0	0	0	0	0	0	0	0	0	0	NaN	0	*	*	*

Incoming Histogram

Tithe Barn Lane (A28 facing) June 2022

from Fri-Apr-22-2022-10-00-AM to Tue-Jun-21-2022-11-59-AM

Date	Starting Hr:min	<15	15 to <20	20 to <25	25 to <30	30 to <35	35 to <40	40 to <45	45 to <50	50 to <55	55 to <60	60 to <65	65 to <70	70 to <75	75 to <80	80 to <85	85 to <90	90 to <95	95 to <100	100 to >105	Total Counts	Avg Speed (MPH)	85pet Speed	10MPH Pace	% in pace	# of Speeders	% Speeders
25/05/2022	00:00	*	*	*	*	*	*	*	*	*	*	*	*	*	*	*	*	*	*	*	*	*	*	*	*	*	*
25/05/2022	01:00	*	*	*	*	*	*	*	*	*	*	*	*	*	*	*	*	*	*	*	*	*	*	*	*	*	*
25/05/2022	02:00	*	*	*	*	*	*	*	*	*	*	*	*	*	*	*	*	*	*	*	*	*	*	*	*	*	*
25/05/2022	03:00	*	*	*	*	*	*	*	*	*	*	*	*	*	*	*	*	*	*	*	*	*	*	*	*	*	*
25/05/2022	04:00	*	*	*	*	*	*	*	*	*	*	*	*	*	*	*	*	*	*	*	*	*	*	*	*	*	*
25/05/2022	05:00	*	*	*	*	*	*	*	*	*	*	*	*	*	*	*	*	*	*	*	*	*	*	*	*	*	*
25/05/2022	06:00	*	*	*	*	*	*	*	*	*	*	*	*	*	*	*	*	*	*	*	*	*	*	*	*	*	*
25/05/2022	07:00	*	*	*	*	*	*	*	*	*	*	*	*	*	*	*	*	*	*	*	*	*	*	*	*	*	*
25/05/2022	08:00	*	*	*	*	*	*	*	*	*	*	*	*	*	*	*	*	*	*	*	*	*	*	*	*	*	*
25/05/2022	09:00	*	*	*	*	*	*	*	*	*	*	*	*	*	*	*	*	*	*	*	*	*	*	*	*	*	*
25/05/2022	10:00	*	*	*	*	*	*	*	*	*	*	*	*	*	*	*	*	*	*	*	*	*	*	*	*	*	*
25/05/2022	11:00	*	*	*	*	*	*	*	*	*	*	*	*	*	*	*	*	*	*	*	*	*	*	*	*	*	*
25/05/2022	12:00	*	*	*	*	*	*	*	*	*	*	*	*	*	*	*	*	*	*	*	*	*	*	*	*	*	*
25/05/2022	13:00	*	*	*	*	*	*	*	*	*	*	*	*	*	*	*	*	*	*	*	*	*	*	*	*	*	*
25/05/2022	14:00	*	*	*	*	*	*	*	*	*	*	*	*	*	*	*	*	*	*	*	*	*	*	*	*	*	*
25/05/2022	15:00	*	*	*	*	*	*	*	*	*	*	*	*	*	*	*	*	*	*	*	*	*	*	*	*	*	*
25/05/2022	16:00	*	*	*	*	*	*	*	*	*	*	*	*	*	*	*	*	*	*	*	*	*	*	*	*	*	*
25/05/2022	17:00	*	*	*	*	*	*	*	*	*	*	*	*	*	*	*	*	*	*	*	*	*	*	*	*	*	*
25/05/2022	18:00	*	*	*	*	*	*	*	*	*	*	*	*	*	*	*	*	*	*	*	*	*	*	*	*	*	*
25/05/2022	19:00	*	*	*	*	*	*	*	*	*	*	*	*	*	*	*	*	*	*	*	*	*	*	*	*	*	*
25/05/2022	20:00	*	*	*	*	*	*	*	*	*	*	*	*	*	*	*	*	*	*	*	*	*	*	*	*	*	*
25/05/2022	21:00	*	*	*	*	*	*	*	*	*	*	*	*	*	*	*	*	*	*	*	*	*	*	*	*	*	*
25/05/2022	22:00	*	*	*	*	*	*	*	*	*	*	*	*	*	*	*	*	*	*	*	*	*	*	*	*	*	*
25/05/2022	23:00	*	*	*	*	*	*	*	*	*	*	*	*	*	*	*	*	*	*	*	*	*	*	*	*	*	*
24 Hr Summary		0	0	0	0	0	0	0	0	0	0	0	0	0	0	0	0	0	0	0	0	0	NaN	0	*	*	*

Incoming Histogram

Tithe Barn Lane (A28 facing) June 2022

from Fri-Apr-22-2022-10-00-AM to Tue-Jun-21-2022-11-59-AM

Date	Starting Hr:min	<15	15 to <20	20 to <25	25 to <30	30 to <35	35 to <40	40 to <45	45 to <50	50 to <55	55 to <60	60 to <65	65 to <70	70 to <75	75 to <80	80 to <85	85 to <90	90 to <95	95 to <100	100 to >105	Total Counts	Avg Speed (MPH)	85pet Speed	10MPH Pace	% in pace	# of Speeders	% Speeders
26/05/2022	00:00	*	*	*	*	*	*	*	*	*	*	*	*	*	*	*	*	*	*	*	*	*	*	*	*	*	*
26/05/2022	01:00	*	*	*	*	*	*	*	*	*	*	*	*	*	*	*	*	*	*	*	*	*	*	*	*	*	*
26/05/2022	02:00	*	*	*	*	*	*	*	*	*	*	*	*	*	*	*	*	*	*	*	*	*	*	*	*	*	*
26/05/2022	03:00	*	*	*	*	*	*	*	*	*	*	*	*	*	*	*	*	*	*	*	*	*	*	*	*	*	*
26/05/2022	04:00	*	*	*	*	*	*	*	*	*	*	*	*	*	*	*	*	*	*	*	*	*	*	*	*	*	*
26/05/2022	05:00	*	*	*	*	*	*	*	*	*	*	*	*	*	*	*	*	*	*	*	*	*	*	*	*	*	*
26/05/2022	06:00	*	*	*	*	*	*	*	*	*	*	*	*	*	*	*	*	*	*	*	*	*	*	*	*	*	*
26/05/2022	07:00	*	*	*	*	*	*	*	*	*	*	*	*	*	*	*	*	*	*	*	*	*	*	*	*	*	*
26/05/2022	08:00	*	*	*	*	*	*	*	*	*	*	*	*	*	*	*	*	*	*	*	*	*	*	*	*	*	*
26/05/2022	09:00	*	*	*	*	*	*	*	*	*	*	*	*	*	*	*	*	*	*	*	*	*	*	*	*	*	*
26/05/2022	10:00	*	*	*	*	*	*	*	*	*	*	*	*	*	*	*	*	*	*	*	*	*	*	*	*	*	*
26/05/2022	11:00	*	*	*	*	*	*	*	*	*	*	*	*	*	*	*	*	*	*	*	*	*	*	*	*	*	*
26/05/2022	12:00	*	*	*	*	*	*	*	*	*	*	*	*	*	*	*	*	*	*	*	*	*	*	*	*	*	*
26/05/2022	13:00	*	*	*	*	*	*	*	*	*	*	*	*	*	*	*	*	*	*	*	*	*	*	*	*	*	*
26/05/2022	14:00	*	*	*	*	*	*	*	*	*	*	*	*	*	*	*	*	*	*	*	*	*	*	*	*	*	*
26/05/2022	15:00	*	*	*	*	*	*	*	*	*	*	*	*	*	*	*	*	*	*	*	*	*	*	*	*	*	*
26/05/2022	16:00	*	*	*	*	*	*	*	*	*	*	*	*	*	*	*	*	*	*	*	*	*	*	*	*	*	*
26/05/2022	17:00	*	*	*	*	*	*	*	*	*	*	*	*	*	*	*	*	*	*	*	*	*	*	*	*	*	*
26/05/2022	18:00	*	*	*	*	*	*	*	*	*	*	*	*	*	*	*	*	*	*	*	*	*	*	*	*	*	*
26/05/2022	19:00	*	*	*	*	*	*	*	*	*	*	*	*	*	*	*	*	*	*	*	*	*	*	*	*	*	*
26/05/2022	20:00	*	*	*	*	*	*	*	*	*	*	*	*	*	*	*	*	*	*	*	*	*	*	*	*	*	*
26/05/2022	21:00	*	*	*	*	*	*	*	*	*	*	*	*	*	*	*	*	*	*	*	*	*	*	*	*	*	*
26/05/2022	22:00	*	*	*	*	*	*	*	*	*	*	*	*	*	*	*	*	*	*	*	*	*	*	*	*	*	*
26/05/2022	23:00	*	*	*	*	*	*	*	*	*	*	*	*	*	*	*	*	*	*	*	*	*	*	*	*	*	*
24 Hr Summary		0	0	0	0	0	0	0	0	0	0	0	0	0	0	0	0	0	0	0	0	0	NaN	0	*	*	*

Incoming Histogram

Tithe Barn Lane (A28 facing) June 2022

from Fri-Apr-22-2022-10-00-AM to Tue-Jun-21-2022-11-59-AM

Date	Starting Hr:min	<15	15 to <20	20 to <25	25 to <30	30 to <35	35 to <40	40 to <45	45 to <50	50 to <55	55 to <60	60 to <65	65 to <70	70 to <75	75 to <80	80 to <85	85 to <90	90 to <95	95 to <100	100 to >105	Total Counts	Avg Speed (MPH)	85pet Speed	10MPH Pace	% in pace	# of Speeders	% Speeders
27/05/2022	00:00	*	*	*	*	*	*	*	*	*	*	*	*	*	*	*	*	*	*	*	*	*	*	*	*	*	*
27/05/2022	01:00	*	*	*	*	*	*	*	*	*	*	*	*	*	*	*	*	*	*	*	*	*	*	*	*	*	*
27/05/2022	02:00	*	*	*	*	*	*	*	*	*	*	*	*	*	*	*	*	*	*	*	*	*	*	*	*	*	*
27/05/2022	03:00	*	*	*	*	*	*	*	*	*	*	*	*	*	*	*	*	*	*	*	*	*	*	*	*	*	*
27/05/2022	04:00	*	*	*	*	*	*	*	*	*	*	*	*	*	*	*	*	*	*	*	*	*	*	*	*	*	*
27/05/2022	05:00	*	*	*	*	*	*	*	*	*	*	*	*	*	*	*	*	*	*	*	*	*	*	*	*	*	*
27/05/2022	06:00	*	*	*	*	*	*	*	*	*	*	*	*	*	*	*	*	*	*	*	*	*	*	*	*	*	*
27/05/2022	07:00	*	*	*	*	*	*	*	*	*	*	*	*	*	*	*	*	*	*	*	*	*	*	*	*	*	*
27/05/2022	08:00	*	*	*	*	*	*	*	*	*	*	*	*	*	*	*	*	*	*	*	*	*	*	*	*	*	*
27/05/2022	09:00	*	*	*	*	*	*	*	*	*	*	*	*	*	*	*	*	*	*	*	*	*	*	*	*	*	*
27/05/2022	10:00	*	*	*	*	*	*	*	*	*	*	*	*	*	*	*	*	*	*	*	*	*	*	*	*	*	*
27/05/2022	11:00	*	*	*	*	*	*	*	*	*	*	*	*	*	*	*	*	*	*	*	*	*	*	*	*	*	*
27/05/2022	12:00	*	*	*	*	*	*	*	*	*	*	*	*	*	*	*	*	*	*	*	*	*	*	*	*	*	*
27/05/2022	13:00	*	*	*	*	*	*	*	*	*	*	*	*	*	*	*	*	*	*	*	*	*	*	*	*	*	*
27/05/2022	14:00	*	*	*	*	*	*	*	*	*	*	*	*	*	*	*	*	*	*	*	*	*	*	*	*	*	*
27/05/2022	15:00	*	*	*	*	*	*	*	*	*	*	*	*	*	*	*	*	*	*	*	*	*	*	*	*	*	*
27/05/2022	16:00	*	*	*	*	*	*	*	*	*	*	*	*	*	*	*	*	*	*	*	*	*	*	*	*	*	*
27/05/2022	17:00	*	*	*	*	*	*	*	*	*	*	*	*	*	*	*	*	*	*	*	*	*	*	*	*	*	*
27/05/2022	18:00	*	*	*	*	*	*	*	*	*	*	*	*	*	*	*	*	*	*	*	*	*	*	*	*	*	*
27/05/2022	19:00	*	*	*	*	*	*	*	*	*	*	*	*	*	*	*	*	*	*	*	*	*	*	*	*	*	*
27/05/2022	20:00	*	*	*	*	*	*	*	*	*	*	*	*	*	*	*	*	*	*	*	*	*	*	*	*	*	*
27/05/2022	21:00	*	*	*	*	*	*	*	*	*	*	*	*	*	*	*	*	*	*	*	*	*	*	*	*	*	*
27/05/2022	22:00	*	*	*	*	*	*	*	*	*	*	*	*	*	*	*	*	*	*	*	*	*	*	*	*	*	*
27/05/2022	23:00	*	*	*	*	*	*	*	*	*	*	*	*	*	*	*	*	*	*	*	*	*	*	*	*	*	*
24 Hr Summary		0	0	0	0	0	0	0	0	0	0	0	0	0	0	0	0	0	0	0	0	0	NaN	0	*	*	*

Incoming Histogram

Tithe Barn Lane (A28 facing) June 2022

from Fri-Apr-22-2022-10-00-AM to Tue-Jun-21-2022-11-59-AM

Date	Starting Hr:min	<15	15 to <20	20 to <25	25 to <30	30 to <35	35 to <40	40 to <45	45 to <50	50 to <55	55 to <60	60 to <65	65 to <70	70 to <75	75 to <80	80 to <85	85 to <90	90 to <95	95 to <100	100 to >105	Total Counts	Avg Speed (MPH)	85pet Speed	10MPH Pace	% in pace	# of Speeders	% Speeders
28/05/2022	00:00	*	*	*	*	*	*	*	*	*	*	*	*	*	*	*	*	*	*	*	*	*	*	*	*	*	*
28/05/2022	01:00	*	*	*	*	*	*	*	*	*	*	*	*	*	*	*	*	*	*	*	*	*	*	*	*	*	*
28/05/2022	02:00	*	*	*	*	*	*	*	*	*	*	*	*	*	*	*	*	*	*	*	*	*	*	*	*	*	*
28/05/2022	03:00	*	*	*	*	*	*	*	*	*	*	*	*	*	*	*	*	*	*	*	*	*	*	*	*	*	*
28/05/2022	04:00	*	*	*	*	*	*	*	*	*	*	*	*	*	*	*	*	*	*	*	*	*	*	*	*	*	*
28/05/2022	05:00	*	*	*	*	*	*	*	*	*	*	*	*	*	*	*	*	*	*	*	*	*	*	*	*	*	*
28/05/2022	06:00	*	*	*	*	*	*	*	*	*	*	*	*	*	*	*	*	*	*	*	*	*	*	*	*	*	*
28/05/2022	07:00	*	*	*	*	*	*	*	*	*	*	*	*	*	*	*	*	*	*	*	*	*	*	*	*	*	*
28/05/2022	08:00	*	*	*	*	*	*	*	*	*	*	*	*	*	*	*	*	*	*	*	*	*	*	*	*	*	*
28/05/2022	09:00	*	*	*	*	*	*	*	*	*	*	*	*	*	*	*	*	*	*	*	*	*	*	*	*	*	*
28/05/2022	10:00	*	*	*	*	*	*	*	*	*	*	*	*	*	*	*	*	*	*	*	*	*	*	*	*	*	*
28/05/2022	11:00	*	*	*	*	*	*	*	*	*	*	*	*	*	*	*	*	*	*	*	*	*	*	*	*	*	*
28/05/2022	12:00	*	*	*	*	*	*	*	*	*	*	*	*	*	*	*	*	*	*	*	*	*	*	*	*	*	*
28/05/2022	13:00	*	*	*	*	*	*	*	*	*	*	*	*	*	*	*	*	*	*	*	*	*	*	*	*	*	*
28/05/2022	14:00	*	*	*	*	*	*	*	*	*	*	*	*	*	*	*	*	*	*	*	*	*	*	*	*	*	*
28/05/2022	15:00	*	*	*	*	*	*	*	*	*	*	*	*	*	*	*	*	*	*	*	*	*	*	*	*	*	*
28/05/2022	16:00	*	*	*	*	*	*	*	*	*	*	*	*	*	*	*	*	*	*	*	*	*	*	*	*	*	*
28/05/2022	17:00	*	*	*	*	*	*	*	*	*	*	*	*	*	*	*	*	*	*	*	*	*	*	*	*	*	*
28/05/2022	18:00	*	*	*	*	*	*	*	*	*	*	*	*	*	*	*	*	*	*	*	*	*	*	*	*	*	*
28/05/2022	19:00	*	*	*	*	*	*	*	*	*	*	*	*	*	*	*	*	*	*	*	*	*	*	*	*	*	*
28/05/2022	20:00	*	*	*	*	*	*	*	*	*	*	*	*	*	*	*	*	*	*	*	*	*	*	*	*	*	*
28/05/2022	21:00	*	*	*	*	*	*	*	*	*	*	*	*	*	*	*	*	*	*	*	*	*	*	*	*	*	*
28/05/2022	22:00	*	*	*	*	*	*	*	*	*	*	*	*	*	*	*	*	*	*	*	*	*	*	*	*	*	*
28/05/2022	23:00	*	*	*	*	*	*	*	*	*	*	*	*	*	*	*	*	*	*	*	*	*	*	*	*	*	*
24 Hr Summary		0	0	0	0	0	0	0	0	0	0	0	0	0	0	0	0	0	0	0	0	0	NaN	0	*	*	*

Incoming Histogram

Tithe Barn Lane (A28 facing) June 2022

from Fri-Apr-22-2022-10-00-AM to Tue-Jun-21-2022-11-59-AM

Date	Starting Hr:min	<15	15 to <20	20 to <25	25 to <30	30 to <35	35 to <40	40 to <45	45 to <50	50 to <55	55 to <60	60 to <65	65 to <70	70 to <75	75 to <80	80 to <85	85 to <90	90 to <95	95 to <100	100 to >105	Total Counts	Avg Speed (MPH)	85pet Speed	10MPH Pace	% in pace	# of Speeders	% Speeders
29/05/2022	00:00	*	*	*	*	*	*	*	*	*	*	*	*	*	*	*	*	*	*	*	*	*	*	*	*	*	*
29/05/2022	01:00	*	*	*	*	*	*	*	*	*	*	*	*	*	*	*	*	*	*	*	*	*	*	*	*	*	*
29/05/2022	02:00	*	*	*	*	*	*	*	*	*	*	*	*	*	*	*	*	*	*	*	*	*	*	*	*	*	*
29/05/2022	03:00	*	*	*	*	*	*	*	*	*	*	*	*	*	*	*	*	*	*	*	*	*	*	*	*	*	*
29/05/2022	04:00	*	*	*	*	*	*	*	*	*	*	*	*	*	*	*	*	*	*	*	*	*	*	*	*	*	*
29/05/2022	05:00	*	*	*	*	*	*	*	*	*	*	*	*	*	*	*	*	*	*	*	*	*	*	*	*	*	*
29/05/2022	06:00	*	*	*	*	*	*	*	*	*	*	*	*	*	*	*	*	*	*	*	*	*	*	*	*	*	*
29/05/2022	07:00	*	*	*	*	*	*	*	*	*	*	*	*	*	*	*	*	*	*	*	*	*	*	*	*	*	*
29/05/2022	08:00	*	*	*	*	*	*	*	*	*	*	*	*	*	*	*	*	*	*	*	*	*	*	*	*	*	*
29/05/2022	09:00	*	*	*	*	*	*	*	*	*	*	*	*	*	*	*	*	*	*	*	*	*	*	*	*	*	*
29/05/2022	10:00	*	*	*	*	*	*	*	*	*	*	*	*	*	*	*	*	*	*	*	*	*	*	*	*	*	*
29/05/2022	11:00	*	*	*	*	*	*	*	*	*	*	*	*	*	*	*	*	*	*	*	*	*	*	*	*	*	*
29/05/2022	12:00	*	*	*	*	*	*	*	*	*	*	*	*	*	*	*	*	*	*	*	*	*	*	*	*	*	*
29/05/2022	13:00	*	*	*	*	*	*	*	*	*	*	*	*	*	*	*	*	*	*	*	*	*	*	*	*	*	*
29/05/2022	14:00	*	*	*	*	*	*	*	*	*	*	*	*	*	*	*	*	*	*	*	*	*	*	*	*	*	*
29/05/2022	15:00	*	*	*	*	*	*	*	*	*	*	*	*	*	*	*	*	*	*	*	*	*	*	*	*	*	*
29/05/2022	16:00	*	*	*	*	*	*	*	*	*	*	*	*	*	*	*	*	*	*	*	*	*	*	*	*	*	*
29/05/2022	17:00	*	*	*	*	*	*	*	*	*	*	*	*	*	*	*	*	*	*	*	*	*	*	*	*	*	*
29/05/2022	18:00	*	*	*	*	*	*	*	*	*	*	*	*	*	*	*	*	*	*	*	*	*	*	*	*	*	*
29/05/2022	19:00	*	*	*	*	*	*	*	*	*	*	*	*	*	*	*	*	*	*	*	*	*	*	*	*	*	*
29/05/2022	20:00	*	*	*	*	*	*	*	*	*	*	*	*	*	*	*	*	*	*	*	*	*	*	*	*	*	*
29/05/2022	21:00	*	*	*	*	*	*	*	*	*	*	*	*	*	*	*	*	*	*	*	*	*	*	*	*	*	*
29/05/2022	22:00	*	*	*	*	*	*	*	*	*	*	*	*	*	*	*	*	*	*	*	*	*	*	*	*	*	*
29/05/2022	23:00	*	*	*	*	*	*	*	*	*	*	*	*	*	*	*	*	*	*	*	*	*	*	*	*	*	*
24 Hr Summary		0	0	0	0	0	0	0	0	0	0	0	0	0	0	0	0	0	0	0	0	0	NaN	0	*	*	*

Incoming Histogram

Tithe Barn Lane (A28 facing) June 2022

from Fri-Apr-22-2022-10-00-AM to Tue-Jun-21-2022-11-59-AM

Date	Starting Hr:min	<15	15 to <20	20 to <25	25 to <30	30 to <35	35 to <40	40 to <45	45 to <50	50 to <55	55 to <60	60 to <65	65 to <70	70 to <75	75 to <80	80 to <85	85 to <90	90 to <95	95 to <100	100 to >105	Total Counts	Avg Speed (MPH)	85pet Speed	10MPH Pace	% in pace	# of Speeders	% Speeders
30/05/2022	00:00	*	*	*	*	*	*	*	*	*	*	*	*	*	*	*	*	*	*	*	*	*	*	*	*	*	*
30/05/2022	01:00	*	*	*	*	*	*	*	*	*	*	*	*	*	*	*	*	*	*	*	*	*	*	*	*	*	*
30/05/2022	02:00	*	*	*	*	*	*	*	*	*	*	*	*	*	*	*	*	*	*	*	*	*	*	*	*	*	*
30/05/2022	03:00	*	*	*	*	*	*	*	*	*	*	*	*	*	*	*	*	*	*	*	*	*	*	*	*	*	*
30/05/2022	04:00	*	*	*	*	*	*	*	*	*	*	*	*	*	*	*	*	*	*	*	*	*	*	*	*	*	*
30/05/2022	05:00	*	*	*	*	*	*	*	*	*	*	*	*	*	*	*	*	*	*	*	*	*	*	*	*	*	*
30/05/2022	06:00	*	*	*	*	*	*	*	*	*	*	*	*	*	*	*	*	*	*	*	*	*	*	*	*	*	*
30/05/2022	07:00	*	*	*	*	*	*	*	*	*	*	*	*	*	*	*	*	*	*	*	*	*	*	*	*	*	*
30/05/2022	08:00	*	*	*	*	*	*	*	*	*	*	*	*	*	*	*	*	*	*	*	*	*	*	*	*	*	*
30/05/2022	09:00	*	*	*	*	*	*	*	*	*	*	*	*	*	*	*	*	*	*	*	*	*	*	*	*	*	*
30/05/2022	10:00	*	*	*	*	*	*	*	*	*	*	*	*	*	*	*	*	*	*	*	*	*	*	*	*	*	*
30/05/2022	11:00	*	*	*	*	*	*	*	*	*	*	*	*	*	*	*	*	*	*	*	*	*	*	*	*	*	*
30/05/2022	12:00	*	*	*	*	*	*	*	*	*	*	*	*	*	*	*	*	*	*	*	*	*	*	*	*	*	*
30/05/2022	13:00	*	*	*	*	*	*	*	*	*	*	*	*	*	*	*	*	*	*	*	*	*	*	*	*	*	*
30/05/2022	14:00	*	*	*	*	*	*	*	*	*	*	*	*	*	*	*	*	*	*	*	*	*	*	*	*	*	*
30/05/2022	15:00	*	*	*	*	*	*	*	*	*	*	*	*	*	*	*	*	*	*	*	*	*	*	*	*	*	*
30/05/2022	16:00	*	*	*	*	*	*	*	*	*	*	*	*	*	*	*	*	*	*	*	*	*	*	*	*	*	*
30/05/2022	17:00	*	*	*	*	*	*	*	*	*	*	*	*	*	*	*	*	*	*	*	*	*	*	*	*	*	*
30/05/2022	18:00	*	*	*	*	*	*	*	*	*	*	*	*	*	*	*	*	*	*	*	*	*	*	*	*	*	*
30/05/2022	19:00	*	*	*	*	*	*	*	*	*	*	*	*	*	*	*	*	*	*	*	*	*	*	*	*	*	*
30/05/2022	20:00	*	*	*	*	*	*	*	*	*	*	*	*	*	*	*	*	*	*	*	*	*	*	*	*	*	*
30/05/2022	21:00	*	*	*	*	*	*	*	*	*	*	*	*	*	*	*	*	*	*	*	*	*	*	*	*	*	*
30/05/2022	22:00	*	*	*	*	*	*	*	*	*	*	*	*	*	*	*	*	*	*	*	*	*	*	*	*	*	*
30/05/2022	23:00	*	*	*	*	*	*	*	*	*	*	*	*	*	*	*	*	*	*	*	*	*	*	*	*	*	*
24 Hr Summary		0	0	0	0	0	0	0	0	0	0	0	0	0	0	0	0	0	0	0	0	0	NaN	0	*	*	*

Incoming Histogram

Tithe Barn Lane (A28 facing) June 2022

from Fri-Apr-22-2022-10-00-AM to Tue-Jun-21-2022-11-59-AM

Date	Starting Hr:min	<15	15 to <20	20 to <25	25 to <30	30 to <35	35 to <40	40 to <45	45 to <50	50 to <55	55 to <60	60 to <65	65 to <70	70 to <75	75 to <80	80 to <85	85 to <90	90 to <95	95 to <100	100 to >105	Total Counts	Avg Speed (MPH)	85pet Speed	10MPH Pace	% in pace	# of Speeders	% Speeders
31/05/2022	00:00	*	*	*	*	*	*	*	*	*	*	*	*	*	*	*	*	*	*	*	*	*	*	*	*	*	*
31/05/2022	01:00	*	*	*	*	*	*	*	*	*	*	*	*	*	*	*	*	*	*	*	*	*	*	*	*	*	*
31/05/2022	02:00	*	*	*	*	*	*	*	*	*	*	*	*	*	*	*	*	*	*	*	*	*	*	*	*	*	*
31/05/2022	03:00	*	*	*	*	*	*	*	*	*	*	*	*	*	*	*	*	*	*	*	*	*	*	*	*	*	*
31/05/2022	04:00	*	*	*	*	*	*	*	*	*	*	*	*	*	*	*	*	*	*	*	*	*	*	*	*	*	*
31/05/2022	05:00	*	*	*	*	*	*	*	*	*	*	*	*	*	*	*	*	*	*	*	*	*	*	*	*	*	*
31/05/2022	06:00	*	*	*	*	*	*	*	*	*	*	*	*	*	*	*	*	*	*	*	*	*	*	*	*	*	*
31/05/2022	07:00	*	*	*	*	*	*	*	*	*	*	*	*	*	*	*	*	*	*	*	*	*	*	*	*	*	*
31/05/2022	08:00	*	*	*	*	*	*	*	*	*	*	*	*	*	*	*	*	*	*	*	*	*	*	*	*	*	*
31/05/2022	09:00	*	*	*	*	*	*	*	*	*	*	*	*	*	*	*	*	*	*	*	*	*	*	*	*	*	*
31/05/2022	10:00	*	*	*	*	*	*	*	*	*	*	*	*	*	*	*	*	*	*	*	*	*	*	*	*	*	*
31/05/2022	11:00	*	*	*	*	*	*	*	*	*	*	*	*	*	*	*	*	*	*	*	*	*	*	*	*	*	*
31/05/2022	12:00	*	*	*	*	*	*	*	*	*	*	*	*	*	*	*	*	*	*	*	*	*	*	*	*	*	*
31/05/2022	13:00	*	*	*	*	*	*	*	*	*	*	*	*	*	*	*	*	*	*	*	*	*	*	*	*	*	*
31/05/2022	14:00	*	*	*	*	*	*	*	*	*	*	*	*	*	*	*	*	*	*	*	*	*	*	*	*	*	*
31/05/2022	15:00	*	*	*	*	*	*	*	*	*	*	*	*	*	*	*	*	*	*	*	*	*	*	*	*	*	*
31/05/2022	16:00	*	*	*	*	*	*	*	*	*	*	*	*	*	*	*	*	*	*	*	*	*	*	*	*	*	*
31/05/2022	17:00	*	*	*	*	*	*	*	*	*	*	*	*	*	*	*	*	*	*	*	*	*	*	*	*	*	*
31/05/2022	18:00	*	*	*	*	*	*	*	*	*	*	*	*	*	*	*	*	*	*	*	*	*	*	*	*	*	*
31/05/2022	19:00	*	*	*	*	*	*	*	*	*	*	*	*	*	*	*	*	*	*	*	*	*	*	*	*	*	*
31/05/2022	20:00	*	*	*	*	*	*	*	*	*	*	*	*	*	*	*	*	*	*	*	*	*	*	*	*	*	*
31/05/2022	21:00	*	*	*	*	*	*	*	*	*	*	*	*	*	*	*	*	*	*	*	*	*	*	*	*	*	*
31/05/2022	22:00	*	*	*	*	*	*	*	*	*	*	*	*	*	*	*	*	*	*	*	*	*	*	*	*	*	*
31/05/2022	23:00	*	*	*	*	*	*	*	*	*	*	*	*	*	*	*	*	*	*	*	*	*	*	*	*	*	*
24 Hr Summary		0	0	0	0	0	0	0	0	0	0	0	0	0	0	0	0	0	0	0	0	0	NaN	0	*	*	*

Incoming Histogram

Tithe Barn Lane (A28 facing) June 2022

from Fri-Apr-22-2022-10-00-AM to Tue-Jun-21-2022-11-59-AM

Date	Starting Hr:min	<15	15 to <20	20 to <25	25 to <30	30 to <35	35 to <40	40 to <45	45 to <50	50 to <55	55 to <60	60 to <65	65 to <70	70 to <75	75 to <80	80 to <85	85 to <90	90 to <95	95 to <100	100 to >105	Total Counts	Avg Speed (MPH)	85pet Speed	10MPH Pace	% in pace	# of Speeders	% Speeders
01/06/2022	00:00	*	*	*	*	*	*	*	*	*	*	*	*	*	*	*	*	*	*	*	*	*	*	*	*	*	*
01/06/2022	01:00	*	*	*	*	*	*	*	*	*	*	*	*	*	*	*	*	*	*	*	*	*	*	*	*	*	*
01/06/2022	02:00	*	*	*	*	*	*	*	*	*	*	*	*	*	*	*	*	*	*	*	*	*	*	*	*	*	*
01/06/2022	03:00	*	*	*	*	*	*	*	*	*	*	*	*	*	*	*	*	*	*	*	*	*	*	*	*	*	*
01/06/2022	04:00	*	*	*	*	*	*	*	*	*	*	*	*	*	*	*	*	*	*	*	*	*	*	*	*	*	*
01/06/2022	05:00	*	*	*	*	*	*	*	*	*	*	*	*	*	*	*	*	*	*	*	*	*	*	*	*	*	*
01/06/2022	06:00	*	*	*	*	*	*	*	*	*	*	*	*	*	*	*	*	*	*	*	*	*	*	*	*	*	*
01/06/2022	07:00	*	*	*	*	*	*	*	*	*	*	*	*	*	*	*	*	*	*	*	*	*	*	*	*	*	*
01/06/2022	08:00	*	*	*	*	*	*	*	*	*	*	*	*	*	*	*	*	*	*	*	*	*	*	*	*	*	*
01/06/2022	09:00	*	*	*	*	*	*	*	*	*	*	*	*	*	*	*	*	*	*	*	*	*	*	*	*	*	*
01/06/2022	10:00	*	*	*	*	*	*	*	*	*	*	*	*	*	*	*	*	*	*	*	*	*	*	*	*	*	*
01/06/2022	11:00	*	*	*	*	*	*	*	*	*	*	*	*	*	*	*	*	*	*	*	*	*	*	*	*	*	*
01/06/2022	12:00	*	*	*	*	*	*	*	*	*	*	*	*	*	*	*	*	*	*	*	*	*	*	*	*	*	*
01/06/2022	13:00	*	*	*	*	*	*	*	*	*	*	*	*	*	*	*	*	*	*	*	*	*	*	*	*	*	*
01/06/2022	14:00	*	*	*	*	*	*	*	*	*	*	*	*	*	*	*	*	*	*	*	*	*	*	*	*	*	*
01/06/2022	15:00	*	*	*	*	*	*	*	*	*	*	*	*	*	*	*	*	*	*	*	*	*	*	*	*	*	*
01/06/2022	16:00	*	*	*	*	*	*	*	*	*	*	*	*	*	*	*	*	*	*	*	*	*	*	*	*	*	*
01/06/2022	17:00	*	*	*	*	*	*	*	*	*	*	*	*	*	*	*	*	*	*	*	*	*	*	*	*	*	*
01/06/2022	18:00	*	*	*	*	*	*	*	*	*	*	*	*	*	*	*	*	*	*	*	*	*	*	*	*	*	*
01/06/2022	19:00	*	*	*	*	*	*	*	*	*	*	*	*	*	*	*	*	*	*	*	*	*	*	*	*	*	*
01/06/2022	20:00	*	*	*	*	*	*	*	*	*	*	*	*	*	*	*	*	*	*	*	*	*	*	*	*	*	*
01/06/2022	21:00	*	*	*	*	*	*	*	*	*	*	*	*	*	*	*	*	*	*	*	*	*	*	*	*	*	*
01/06/2022	22:00	*	*	*	*	*	*	*	*	*	*	*	*	*	*	*	*	*	*	*	*	*	*	*	*	*	*
01/06/2022	23:00	*	*	*	*	*	*	*	*	*	*	*	*	*	*	*	*	*	*	*	*	*	*	*	*	*	*
24 Hr Summary		0	0	0	0	0	0	0	0	0	0	0	0	0	0	0	0	0	0	0	0	0	NaN	0	*	*	*

Incoming Histogram
Tithe Barn Lane (A28 facing) June 2022

from Fri-Apr-22-2022-10-00-AM to Tue-Jun-21-2022-11-59-AM

Date	Starting Hr:min	<15	15 to <20	20 to <25	25 to <30	30 to <35	35 to <40	40 to <45	45 to <50	50 to <55	55 to <60	60 to <65	65 to <70	70 to <75	75 to <80	80 to <85	85 to <90	90 to <95	95 to <100	100 to >105	Total Counts	Avg Speed (MPH)	85pet Speed	10MPH Pace	% in pace	# of Speeders	% Speeders
02/06/2022	00:00	*	*	*	*	*	*	*	*	*	*	*	*	*	*	*	*	*	*	*	*	*	*	*	*	*	*
02/06/2022	01:00	*	*	*	*	*	*	*	*	*	*	*	*	*	*	*	*	*	*	*	*	*	*	*	*	*	*
02/06/2022	02:00	*	*	*	*	*	*	*	*	*	*	*	*	*	*	*	*	*	*	*	*	*	*	*	*	*	*
02/06/2022	03:00	*	*	*	*	*	*	*	*	*	*	*	*	*	*	*	*	*	*	*	*	*	*	*	*	*	*
02/06/2022	04:00	*	*	*	*	*	*	*	*	*	*	*	*	*	*	*	*	*	*	*	*	*	*	*	*	*	*
02/06/2022	05:00	*	*	*	*	*	*	*	*	*	*	*	*	*	*	*	*	*	*	*	*	*	*	*	*	*	*
02/06/2022	06:00	*	*	*	*	*	*	*	*	*	*	*	*	*	*	*	*	*	*	*	*	*	*	*	*	*	*
02/06/2022	07:00	*	*	*	*	*	*	*	*	*	*	*	*	*	*	*	*	*	*	*	*	*	*	*	*	*	*
02/06/2022	08:00	*	*	*	*	*	*	*	*	*	*	*	*	*	*	*	*	*	*	*	*	*	*	*	*	*	*
02/06/2022	09:00	*	*	*	*	*	*	*	*	*	*	*	*	*	*	*	*	*	*	*	*	*	*	*	*	*	*
02/06/2022	10:00	*	*	*	*	*	*	*	*	*	*	*	*	*	*	*	*	*	*	*	*	*	*	*	*	*	*
02/06/2022	11:00	*	*	*	*	*	*	*	*	*	*	*	*	*	*	*	*	*	*	*	*	*	*	*	*	*	*
02/06/2022	12:00	*	*	*	*	*	*	*	*	*	*	*	*	*	*	*	*	*	*	*	*	*	*	*	*	*	*
02/06/2022	13:00	*	*	*	*	*	*	*	*	*	*	*	*	*	*	*	*	*	*	*	*	*	*	*	*	*	*
02/06/2022	14:00	*	*	*	*	*	*	*	*	*	*	*	*	*	*	*	*	*	*	*	*	*	*	*	*	*	*
02/06/2022	15:00	*	*	*	*	*	*	*	*	*	*	*	*	*	*	*	*	*	*	*	*	*	*	*	*	*	*
02/06/2022	16:00	*	*	*	*	*	*	*	*	*	*	*	*	*	*	*	*	*	*	*	*	*	*	*	*	*	*
02/06/2022	17:00	*	*	*	*	*	*	*	*	*	*	*	*	*	*	*	*	*	*	*	*	*	*	*	*	*	*
02/06/2022	18:00	*	*	*	*	*	*	*	*	*	*	*	*	*	*	*	*	*	*	*	*	*	*	*	*	*	*
02/06/2022	19:00	*	*	*	*	*	*	*	*	*	*	*	*	*	*	*	*	*	*	*	*	*	*	*	*	*	*
02/06/2022	20:00	*	*	*	*	*	*	*	*	*	*	*	*	*	*	*	*	*	*	*	*	*	*	*	*	*	*
02/06/2022	21:00	*	*	*	*	*	*	*	*	*	*	*	*	*	*	*	*	*	*	*	*	*	*	*	*	*	*
02/06/2022	22:00	*	*	*	*	*	*	*	*	*	*	*	*	*	*	*	*	*	*	*	*	*	*	*	*	*	*
02/06/2022	23:00	*	*	*	*	*	*	*	*	*	*	*	*	*	*	*	*	*	*	*	*	*	*	*	*	*	*
24 Hr Summary		0	0	0	0	0	0	0	0	0	0	0	0	0	0	0	0	0	0	0	0	0	NaN	0	*	*	*

Incoming Histogram
Tithe Barn Lane (A28 facing) June 2022

from Fri-Apr-22-2022-10-00-AM to Tue-Jun-21-2022-11-59-AM

Date	Starting Hr:min	<15	15 to <20	20 to <25	25 to <30	30 to <35	35 to <40	40 to <45	45 to <50	50 to <55	55 to <60	60 to <65	65 to <70	70 to <75	75 to <80	80 to <85	85 to <90	90 to <95	95 to <100	100 to >105	Total Counts	Avg Speed (MPH)	85pet Speed	10MPH Pace	% in pace	# of Speeders	% Speeders
03/06/2022	00:00	*	*	*	*	*	*	*	*	*	*	*	*	*	*	*	*	*	*	*	*	*	*	*	*	*	*
03/06/2022	01:00	*	*	*	*	*	*	*	*	*	*	*	*	*	*	*	*	*	*	*	*	*	*	*	*	*	*
03/06/2022	02:00	*	*	*	*	*	*	*	*	*	*	*	*	*	*	*	*	*	*	*	*	*	*	*	*	*	*
03/06/2022	03:00	*	*	*	*	*	*	*	*	*	*	*	*	*	*	*	*	*	*	*	*	*	*	*	*	*	*
03/06/2022	04:00	*	*	*	*	*	*	*	*	*	*	*	*	*	*	*	*	*	*	*	*	*	*	*	*	*	*
03/06/2022	05:00	*	*	*	*	*	*	*	*	*	*	*	*	*	*	*	*	*	*	*	*	*	*	*	*	*	*
03/06/2022	06:00	*	*	*	*	*	*	*	*	*	*	*	*	*	*	*	*	*	*	*	*	*	*	*	*	*	*
03/06/2022	07:00	*	*	*	*	*	*	*	*	*	*	*	*	*	*	*	*	*	*	*	*	*	*	*	*	*	*
03/06/2022	08:00	*	*	*	*	*	*	*	*	*	*	*	*	*	*	*	*	*	*	*	*	*	*	*	*	*	*
03/06/2022	09:00	*	*	*	*	*	*	*	*	*	*	*	*	*	*	*	*	*	*	*	*	*	*	*	*	*	*
03/06/2022	10:00	*	*	*	*	*	*	*	*	*	*	*	*	*	*	*	*	*	*	*	*	*	*	*	*	*	*
03/06/2022	11:00	*	*	*	*	*	*	*	*	*	*	*	*	*	*	*	*	*	*	*	*	*	*	*	*	*	*
03/06/2022	12:00	*	*	*	*	*	*	*	*	*	*	*	*	*	*	*	*	*	*	*	*	*	*	*	*	*	*
03/06/2022	13:00	*	*	*	*	*	*	*	*	*	*	*	*	*	*	*	*	*	*	*	*	*	*	*	*	*	*
03/06/2022	14:00	*	*	*	*	*	*	*	*	*	*	*	*	*	*	*	*	*	*	*	*	*	*	*	*	*	*
03/06/2022	15:00	*	*	*	*	*	*	*	*	*	*	*	*	*	*	*	*	*	*	*	*	*	*	*	*	*	*
03/06/2022	16:00	*	*	*	*	*	*	*	*	*	*	*	*	*	*	*	*	*	*	*	*	*	*	*	*	*	*
03/06/2022	17:00	*	*	*	*	*	*	*	*	*	*	*	*	*	*	*	*	*	*	*	*	*	*	*	*	*	*
03/06/2022	18:00	*	*	*	*	*	*	*	*	*	*	*	*	*	*	*	*	*	*	*	*	*	*	*	*	*	*
03/06/2022	19:00	*	*	*	*	*	*	*	*	*	*	*	*	*	*	*	*	*	*	*	*	*	*	*	*	*	*
03/06/2022	20:00	*	*	*	*	*	*	*	*	*	*	*	*	*	*	*	*	*	*	*	*	*	*	*	*	*	*
03/06/2022	21:00	*	*	*	*	*	*	*	*	*	*	*	*	*	*	*	*	*	*	*	*	*	*	*	*	*	*
03/06/2022	22:00	*	*	*	*	*	*	*	*	*	*	*	*	*	*	*	*	*	*	*	*	*	*	*	*	*	*
03/06/2022	23:00	*	*	*	*	*	*	*	*	*	*	*	*	*	*	*	*	*	*	*	*	*	*	*	*	*	*
24 Hr Summary		0	0	0	0	0	0	0	0	0	0	0	0	0	0	0	0	0	0	0	0	0	NaN	0	*	*	*

Incoming Histogram

Tithe Barn Lane (A28 facing) June 2022

from Fri-Apr-22-2022-10-00-AM to Tue-Jun-21-2022-11-59-AM

Date	Starting Hr:min	<15	15 to <20	20 to <25	25 to <30	30 to <35	35 to <40	40 to <45	45 to <50	50 to <55	55 to <60	60 to <65	65 to <70	70 to <75	75 to <80	80 to <85	85 to <90	90 to <95	95 to <100	100 to >105	Total Counts	Avg Speed (MPH)	85pet Speed	10MPH Pace	% in pace	# of Speeders	% Speeders
04/06/2022	00:00	*	*	*	*	*	*	*	*	*	*	*	*	*	*	*	*	*	*	*	*	*	*	*	*	*	*
04/06/2022	01:00	*	*	*	*	*	*	*	*	*	*	*	*	*	*	*	*	*	*	*	*	*	*	*	*	*	*
04/06/2022	02:00	*	*	*	*	*	*	*	*	*	*	*	*	*	*	*	*	*	*	*	*	*	*	*	*	*	*
04/06/2022	03:00	*	*	*	*	*	*	*	*	*	*	*	*	*	*	*	*	*	*	*	*	*	*	*	*	*	*
04/06/2022	04:00	*	*	*	*	*	*	*	*	*	*	*	*	*	*	*	*	*	*	*	*	*	*	*	*	*	*
04/06/2022	05:00	*	*	*	*	*	*	*	*	*	*	*	*	*	*	*	*	*	*	*	*	*	*	*	*	*	*
04/06/2022	06:00	*	*	*	*	*	*	*	*	*	*	*	*	*	*	*	*	*	*	*	*	*	*	*	*	*	*
04/06/2022	07:00	*	*	*	*	*	*	*	*	*	*	*	*	*	*	*	*	*	*	*	*	*	*	*	*	*	*
04/06/2022	08:00	*	*	*	*	*	*	*	*	*	*	*	*	*	*	*	*	*	*	*	*	*	*	*	*	*	*
04/06/2022	09:00	*	*	*	*	*	*	*	*	*	*	*	*	*	*	*	*	*	*	*	*	*	*	*	*	*	*
04/06/2022	10:00	*	*	*	*	*	*	*	*	*	*	*	*	*	*	*	*	*	*	*	*	*	*	*	*	*	*
04/06/2022	11:00	*	*	*	*	*	*	*	*	*	*	*	*	*	*	*	*	*	*	*	*	*	*	*	*	*	*
04/06/2022	12:00	*	*	*	*	*	*	*	*	*	*	*	*	*	*	*	*	*	*	*	*	*	*	*	*	*	*
04/06/2022	13:00	*	*	*	*	*	*	*	*	*	*	*	*	*	*	*	*	*	*	*	*	*	*	*	*	*	*
04/06/2022	14:00	*	*	*	*	*	*	*	*	*	*	*	*	*	*	*	*	*	*	*	*	*	*	*	*	*	*
04/06/2022	15:00	*	*	*	*	*	*	*	*	*	*	*	*	*	*	*	*	*	*	*	*	*	*	*	*	*	*
04/06/2022	16:00	*	*	*	*	*	*	*	*	*	*	*	*	*	*	*	*	*	*	*	*	*	*	*	*	*	*
04/06/2022	17:00	*	*	*	*	*	*	*	*	*	*	*	*	*	*	*	*	*	*	*	*	*	*	*	*	*	*
04/06/2022	18:00	*	*	*	*	*	*	*	*	*	*	*	*	*	*	*	*	*	*	*	*	*	*	*	*	*	*
04/06/2022	19:00	*	*	*	*	*	*	*	*	*	*	*	*	*	*	*	*	*	*	*	*	*	*	*	*	*	*
04/06/2022	20:00	*	*	*	*	*	*	*	*	*	*	*	*	*	*	*	*	*	*	*	*	*	*	*	*	*	*
04/06/2022	21:00	*	*	*	*	*	*	*	*	*	*	*	*	*	*	*	*	*	*	*	*	*	*	*	*	*	*
04/06/2022	22:00	*	*	*	*	*	*	*	*	*	*	*	*	*	*	*	*	*	*	*	*	*	*	*	*	*	*
04/06/2022	23:00	*	*	*	*	*	*	*	*	*	*	*	*	*	*	*	*	*	*	*	*	*	*	*	*	*	*
24 Hr Summary		0	0	0	0	0	0	0	0	0	0	0	0	0	0	0	0	0	0	0	0	0	NaN	0	*	*	*

Incoming Histogram

Tithe Barn Lane (A28 facing) June 2022

from Fri-Apr-22-2022-10-00-AM to Tue-Jun-21-2022-11-59-AM

Date	Starting Hr:min	<15	15 to <20	20 to <25	25 to <30	30 to <35	35 to <40	40 to <45	45 to <50	50 to <55	55 to <60	60 to <65	65 to <70	70 to <75	75 to <80	80 to <85	85 to <90	90 to <95	95 to <100	100 to >105	Total Counts	Avg Speed (MPH)	85pet Speed	10MPH Pace	% in pace	# of Speeders	% Speeders
05/06/2022	00:00	*	*	*	*	*	*	*	*	*	*	*	*	*	*	*	*	*	*	*	*	*	*	*	*	*	*
05/06/2022	01:00	*	*	*	*	*	*	*	*	*	*	*	*	*	*	*	*	*	*	*	*	*	*	*	*	*	*
05/06/2022	02:00	*	*	*	*	*	*	*	*	*	*	*	*	*	*	*	*	*	*	*	*	*	*	*	*	*	*
05/06/2022	03:00	*	*	*	*	*	*	*	*	*	*	*	*	*	*	*	*	*	*	*	*	*	*	*	*	*	*
05/06/2022	04:00	*	*	*	*	*	*	*	*	*	*	*	*	*	*	*	*	*	*	*	*	*	*	*	*	*	*
05/06/2022	05:00	*	*	*	*	*	*	*	*	*	*	*	*	*	*	*	*	*	*	*	*	*	*	*	*	*	*
05/06/2022	06:00	*	*	*	*	*	*	*	*	*	*	*	*	*	*	*	*	*	*	*	*	*	*	*	*	*	*
05/06/2022	07:00	*	*	*	*	*	*	*	*	*	*	*	*	*	*	*	*	*	*	*	*	*	*	*	*	*	*
05/06/2022	08:00	*	*	*	*	*	*	*	*	*	*	*	*	*	*	*	*	*	*	*	*	*	*	*	*	*	*
05/06/2022	09:00	*	*	*	*	*	*	*	*	*	*	*	*	*	*	*	*	*	*	*	*	*	*	*	*	*	*
05/06/2022	10:00	*	*	*	*	*	*	*	*	*	*	*	*	*	*	*	*	*	*	*	*	*	*	*	*	*	*
05/06/2022	11:00	*	*	*	*	*	*	*	*	*	*	*	*	*	*	*	*	*	*	*	*	*	*	*	*	*	*
05/06/2022	12:00	*	*	*	*	*	*	*	*	*	*	*	*	*	*	*	*	*	*	*	*	*	*	*	*	*	*
05/06/2022	13:00	*	*	*	*	*	*	*	*	*	*	*	*	*	*	*	*	*	*	*	*	*	*	*	*	*	*
05/06/2022	14:00	*	*	*	*	*	*	*	*	*	*	*	*	*	*	*	*	*	*	*	*	*	*	*	*	*	*
05/06/2022	15:00	*	*	*	*	*	*	*	*	*	*	*	*	*	*	*	*	*	*	*	*	*	*	*	*	*	*
05/06/2022	16:00	*	*	*	*	*	*	*	*	*	*	*	*	*	*	*	*	*	*	*	*	*	*	*	*	*	*
05/06/2022	17:00	*	*	*	*	*	*	*	*	*	*	*	*	*	*	*	*	*	*	*	*	*	*	*	*	*	*
05/06/2022	18:00	*	*	*	*	*	*	*	*	*	*	*	*	*	*	*	*	*	*	*	*	*	*	*	*	*	*
05/06/2022	19:00	*	*	*	*	*	*	*	*	*	*	*	*	*	*	*	*	*	*	*	*	*	*	*	*	*	*
05/06/2022	20:00	*	*	*	*	*	*	*	*	*	*	*	*	*	*	*	*	*	*	*	*	*	*	*	*	*	*
05/06/2022	21:00	*	*	*	*	*	*	*	*	*	*	*	*	*	*	*	*	*	*	*	*	*	*	*	*	*	*
05/06/2022	22:00	*	*	*	*	*	*	*	*	*	*	*	*	*	*	*	*	*	*	*	*	*	*	*	*	*	*
05/06/2022	23:00	*	*	*	*	*	*	*	*	*	*	*	*	*	*	*	*	*	*	*	*	*	*	*	*	*	*
24 Hr Summary		0	0	0	0	0	0	0	0	0	0	0	0	0	0	0	0	0	0	0	0	0	NaN	0	*	*	*

Incoming Histogram

Tithe Barn Lane (A28 facing) June 2022

from Fri-Apr-22-2022-10-00-AM to Tue-Jun-21-2022-11-59-AM

Date	Starting Hr:min	<15	15 to <20	20 to <25	25 to <30	30 to <35	35 to <40	40 to <45	45 to <50	50 to <55	55 to <60	60 to <65	65 to <70	70 to <75	75 to <80	80 to <85	85 to <90	90 to <95	95 to <100	100 to >105	Total Counts	Avg Speed (MPH)	85pet Speed	10MPH Pace	% in pace	# of Speeders	% Speeders
06/06/2022	00:00	*	*	*	*	*	*	*	*	*	*	*	*	*	*	*	*	*	*	*	*	*	*	*	*	*	*
06/06/2022	01:00	*	*	*	*	*	*	*	*	*	*	*	*	*	*	*	*	*	*	*	*	*	*	*	*	*	*
06/06/2022	02:00	*	*	*	*	*	*	*	*	*	*	*	*	*	*	*	*	*	*	*	*	*	*	*	*	*	*
06/06/2022	03:00	*	*	*	*	*	*	*	*	*	*	*	*	*	*	*	*	*	*	*	*	*	*	*	*	*	*
06/06/2022	04:00	*	*	*	*	*	*	*	*	*	*	*	*	*	*	*	*	*	*	*	*	*	*	*	*	*	*
06/06/2022	05:00	*	*	*	*	*	*	*	*	*	*	*	*	*	*	*	*	*	*	*	*	*	*	*	*	*	*
06/06/2022	06:00	*	*	*	*	*	*	*	*	*	*	*	*	*	*	*	*	*	*	*	*	*	*	*	*	*	*
06/06/2022	07:00	*	*	*	*	*	*	*	*	*	*	*	*	*	*	*	*	*	*	*	*	*	*	*	*	*	*
06/06/2022	08:00	*	*	*	*	*	*	*	*	*	*	*	*	*	*	*	*	*	*	*	*	*	*	*	*	*	*
06/06/2022	09:00	*	*	*	*	*	*	*	*	*	*	*	*	*	*	*	*	*	*	*	*	*	*	*	*	*	*
06/06/2022	10:00	*	*	*	*	*	*	*	*	*	*	*	*	*	*	*	*	*	*	*	*	*	*	*	*	*	*
06/06/2022	11:00	*	*	*	*	*	*	*	*	*	*	*	*	*	*	*	*	*	*	*	*	*	*	*	*	*	*
06/06/2022	12:00	*	*	*	*	*	*	*	*	*	*	*	*	*	*	*	*	*	*	*	*	*	*	*	*	*	*
06/06/2022	13:00	*	*	*	*	*	*	*	*	*	*	*	*	*	*	*	*	*	*	*	*	*	*	*	*	*	*
06/06/2022	14:00	*	*	*	*	*	*	*	*	*	*	*	*	*	*	*	*	*	*	*	*	*	*	*	*	*	*
06/06/2022	15:00	*	*	*	*	*	*	*	*	*	*	*	*	*	*	*	*	*	*	*	*	*	*	*	*	*	*
06/06/2022	16:00	*	*	*	*	*	*	*	*	*	*	*	*	*	*	*	*	*	*	*	*	*	*	*	*	*	*
06/06/2022	17:00	*	*	*	*	*	*	*	*	*	*	*	*	*	*	*	*	*	*	*	*	*	*	*	*	*	*
06/06/2022	18:00	*	*	*	*	*	*	*	*	*	*	*	*	*	*	*	*	*	*	*	*	*	*	*	*	*	*
06/06/2022	19:00	*	*	*	*	*	*	*	*	*	*	*	*	*	*	*	*	*	*	*	*	*	*	*	*	*	*
06/06/2022	20:00	*	*	*	*	*	*	*	*	*	*	*	*	*	*	*	*	*	*	*	*	*	*	*	*	*	*
06/06/2022	21:00	*	*	*	*	*	*	*	*	*	*	*	*	*	*	*	*	*	*	*	*	*	*	*	*	*	*
06/06/2022	22:00	*	*	*	*	*	*	*	*	*	*	*	*	*	*	*	*	*	*	*	*	*	*	*	*	*	*
06/06/2022	23:00	*	*	*	*	*	*	*	*	*	*	*	*	*	*	*	*	*	*	*	*	*	*	*	*	*	*
24 Hr Summary		0	0	0	0	0	0	0	0	0	0	0	0	0	0	0	0	0	0	0	0	0	NaN	0	*	*	*

Incoming Histogram

Tithe Barn Lane (A28 facing) June 2022

from Fri-Apr-22-2022-10-00-AM to Tue-Jun-21-2022-11-59-AM

Date	Starting Hr:min	<15	15 to <20	20 to <25	25 to <30	30 to <35	35 to <40	40 to <45	45 to <50	50 to <55	55 to <60	60 to <65	65 to <70	70 to <75	75 to <80	80 to <85	85 to <90	90 to <95	95 to <100	100 to >105	Total Counts	Avg Speed (MPH)	85pet Speed	10MPH Pace	% in pace	# of Speeders	% Speeders
07/06/2022	00:00	*	*	*	*	*	*	*	*	*	*	*	*	*	*	*	*	*	*	*	*	*	*	*	*	*	*
07/06/2022	01:00	*	*	*	*	*	*	*	*	*	*	*	*	*	*	*	*	*	*	*	*	*	*	*	*	*	*
07/06/2022	02:00	*	*	*	*	*	*	*	*	*	*	*	*	*	*	*	*	*	*	*	*	*	*	*	*	*	*
07/06/2022	03:00	*	*	*	*	*	*	*	*	*	*	*	*	*	*	*	*	*	*	*	*	*	*	*	*	*	*
07/06/2022	04:00	*	*	*	*	*	*	*	*	*	*	*	*	*	*	*	*	*	*	*	*	*	*	*	*	*	*
07/06/2022	05:00	*	*	*	*	*	*	*	*	*	*	*	*	*	*	*	*	*	*	*	*	*	*	*	*	*	*
07/06/2022	06:00	*	*	*	*	*	*	*	*	*	*	*	*	*	*	*	*	*	*	*	*	*	*	*	*	*	*
07/06/2022	07:00	*	*	*	*	*	*	*	*	*	*	*	*	*	*	*	*	*	*	*	*	*	*	*	*	*	*
07/06/2022	08:00	*	*	*	*	*	*	*	*	*	*	*	*	*	*	*	*	*	*	*	*	*	*	*	*	*	*
07/06/2022	09:00	*	*	*	*	*	*	*	*	*	*	*	*	*	*	*	*	*	*	*	*	*	*	*	*	*	*
07/06/2022	10:00	*	*	*	*	*	*	*	*	*	*	*	*	*	*	*	*	*	*	*	*	*	*	*	*	*	*
07/06/2022	11:00	*	*	*	*	*	*	*	*	*	*	*	*	*	*	*	*	*	*	*	*	*	*	*	*	*	*
07/06/2022	12:00	*	*	*	*	*	*	*	*	*	*	*	*	*	*	*	*	*	*	*	*	*	*	*	*	*	*
07/06/2022	13:00	*	*	*	*	*	*	*	*	*	*	*	*	*	*	*	*	*	*	*	*	*	*	*	*	*	*
07/06/2022	14:00	*	*	*	*	*	*	*	*	*	*	*	*	*	*	*	*	*	*	*	*	*	*	*	*	*	*
07/06/2022	15:00	*	*	*	*	*	*	*	*	*	*	*	*	*	*	*	*	*	*	*	*	*	*	*	*	*	*
07/06/2022	16:00	*	*	*	*	*	*	*	*	*	*	*	*	*	*	*	*	*	*	*	*	*	*	*	*	*	*
07/06/2022	17:00	*	*	*	*	*	*	*	*	*	*	*	*	*	*	*	*	*	*	*	*	*	*	*	*	*	*
07/06/2022	18:00	*	*	*	*	*	*	*	*	*	*	*	*	*	*	*	*	*	*	*	*	*	*	*	*	*	*
07/06/2022	19:00	*	*	*	*	*	*	*	*	*	*	*	*	*	*	*	*	*	*	*	*	*	*	*	*	*	*
07/06/2022	20:00	*	*	*	*	*	*	*	*	*	*	*	*	*	*	*	*	*	*	*	*	*	*	*	*	*	*
07/06/2022	21:00	*	*	*	*	*	*	*	*	*	*	*	*	*	*	*	*	*	*	*	*	*	*	*	*	*	*
07/06/2022	22:00	*	*	*	*	*	*	*	*	*	*	*	*	*	*	*	*	*	*	*	*	*	*	*	*	*	*
07/06/2022	23:00	*	*	*	*	*	*	*	*	*	*	*	*	*	*	*	*	*	*	*	*	*	*	*	*	*	*
24 Hr Summary		0	0	0	0	0	0	0	0	0	0	0	0	0	0	0	0	0	0	0	0	0	NaN	0	*	*	*

Incoming Histogram

Tithe Barn Lane (A28 facing) June 2022

from Fri-Apr-22-2022-10-00-AM to Tue-Jun-21-2022-11-59-AM

Date	Starting Hr:min	<15	15 to <20	20 to <25	25 to <30	30 to <35	35 to <40	40 to <45	45 to <50	50 to <55	55 to <60	60 to <65	65 to <70	70 to <75	75 to <80	80 to <85	85 to <90	90 to <95	95 to <100	100 to >105	Total Counts	Avg Speed (MPH)	85pet Speed	10MPH Pace	% in pace	# of Speeders	% Speeders
08/06/2022	00:00	*	*	*	*	*	*	*	*	*	*	*	*	*	*	*	*	*	*	*	*	*	*	*	*	*	*
08/06/2022	01:00	*	*	*	*	*	*	*	*	*	*	*	*	*	*	*	*	*	*	*	*	*	*	*	*	*	*
08/06/2022	02:00	*	*	*	*	*	*	*	*	*	*	*	*	*	*	*	*	*	*	*	*	*	*	*	*	*	*
08/06/2022	03:00	*	*	*	*	*	*	*	*	*	*	*	*	*	*	*	*	*	*	*	*	*	*	*	*	*	*
08/06/2022	04:00	*	*	*	*	*	*	*	*	*	*	*	*	*	*	*	*	*	*	*	*	*	*	*	*	*	*
08/06/2022	05:00	*	*	*	*	*	*	*	*	*	*	*	*	*	*	*	*	*	*	*	*	*	*	*	*	*	*
08/06/2022	06:00	*	*	*	*	*	*	*	*	*	*	*	*	*	*	*	*	*	*	*	*	*	*	*	*	*	*
08/06/2022	07:00	*	*	*	*	*	*	*	*	*	*	*	*	*	*	*	*	*	*	*	*	*	*	*	*	*	*
08/06/2022	08:00	*	*	*	*	*	*	*	*	*	*	*	*	*	*	*	*	*	*	*	*	*	*	*	*	*	*
08/06/2022	09:00	*	*	*	*	*	*	*	*	*	*	*	*	*	*	*	*	*	*	*	*	*	*	*	*	*	*
08/06/2022	10:00	*	*	*	*	*	*	*	*	*	*	*	*	*	*	*	*	*	*	*	*	*	*	*	*	*	*
08/06/2022	11:00	*	*	*	*	*	*	*	*	*	*	*	*	*	*	*	*	*	*	*	*	*	*	*	*	*	*
08/06/2022	12:00	*	*	*	*	*	*	*	*	*	*	*	*	*	*	*	*	*	*	*	*	*	*	*	*	*	*
08/06/2022	13:00	*	*	*	*	*	*	*	*	*	*	*	*	*	*	*	*	*	*	*	*	*	*	*	*	*	*
08/06/2022	14:00	*	*	*	*	*	*	*	*	*	*	*	*	*	*	*	*	*	*	*	*	*	*	*	*	*	*
08/06/2022	15:00	*	*	*	*	*	*	*	*	*	*	*	*	*	*	*	*	*	*	*	*	*	*	*	*	*	*
08/06/2022	16:00	*	*	*	*	*	*	*	*	*	*	*	*	*	*	*	*	*	*	*	*	*	*	*	*	*	*
08/06/2022	17:00	*	*	*	*	*	*	*	*	*	*	*	*	*	*	*	*	*	*	*	*	*	*	*	*	*	*
08/06/2022	18:00	*	*	*	*	*	*	*	*	*	*	*	*	*	*	*	*	*	*	*	*	*	*	*	*	*	*
08/06/2022	19:00	*	*	*	*	*	*	*	*	*	*	*	*	*	*	*	*	*	*	*	*	*	*	*	*	*	*
08/06/2022	20:00	*	*	*	*	*	*	*	*	*	*	*	*	*	*	*	*	*	*	*	*	*	*	*	*	*	*
08/06/2022	21:00	*	*	*	*	*	*	*	*	*	*	*	*	*	*	*	*	*	*	*	*	*	*	*	*	*	*
08/06/2022	22:00	*	*	*	*	*	*	*	*	*	*	*	*	*	*	*	*	*	*	*	*	*	*	*	*	*	*
08/06/2022	23:00	*	*	*	*	*	*	*	*	*	*	*	*	*	*	*	*	*	*	*	*	*	*	*	*	*	*
24 Hr Summary		0	0	0	0	0	0	0	0	0	0	0	0	0	0	0	0	0	0	0	0	0	NaN	0	*	*	*

Incoming Histogram

Tithe Barn Lane (A28 facing) June 2022

from Fri-Apr-22-2022-10-00-AM to Tue-Jun-21-2022-11-59-AM

Date	Starting Hr:min	<15	15 to <20	20 to <25	25 to <30	30 to <35	35 to <40	40 to <45	45 to <50	50 to <55	55 to <60	60 to <65	65 to <70	70 to <75	75 to <80	80 to <85	85 to <90	90 to <95	95 to <100	100 to >105	Total Counts	Avg Speed (MPH)	85pet Speed	10MPH Pace	% in pace	# of Speeders	% Speeders
09/06/2022	00:00	*	*	*	*	*	*	*	*	*	*	*	*	*	*	*	*	*	*	*	*	*	*	*	*	*	*
09/06/2022	01:00	*	*	*	*	*	*	*	*	*	*	*	*	*	*	*	*	*	*	*	*	*	*	*	*	*	*
09/06/2022	02:00	*	*	*	*	*	*	*	*	*	*	*	*	*	*	*	*	*	*	*	*	*	*	*	*	*	*
09/06/2022	03:00	*	*	*	*	*	*	*	*	*	*	*	*	*	*	*	*	*	*	*	*	*	*	*	*	*	*
09/06/2022	04:00	*	*	*	*	*	*	*	*	*	*	*	*	*	*	*	*	*	*	*	*	*	*	*	*	*	*
09/06/2022	05:00	*	*	*	*	*	*	*	*	*	*	*	*	*	*	*	*	*	*	*	*	*	*	*	*	*	*
09/06/2022	06:00	*	*	*	*	*	*	*	*	*	*	*	*	*	*	*	*	*	*	*	*	*	*	*	*	*	*
09/06/2022	07:00	*	*	*	*	*	*	*	*	*	*	*	*	*	*	*	*	*	*	*	*	*	*	*	*	*	*
09/06/2022	08:00	*	*	*	*	*	*	*	*	*	*	*	*	*	*	*	*	*	*	*	*	*	*	*	*	*	*
09/06/2022	09:00	*	*	*	*	*	*	*	*	*	*	*	*	*	*	*	*	*	*	*	*	*	*	*	*	*	*
09/06/2022	10:00	*	*	*	*	*	*	*	*	*	*	*	*	*	*	*	*	*	*	*	*	*	*	*	*	*	*
09/06/2022	11:00	*	*	*	*	*	*	*	*	*	*	*	*	*	*	*	*	*	*	*	*	*	*	*	*	*	*
09/06/2022	12:00	*	*	*	*	*	*	*	*	*	*	*	*	*	*	*	*	*	*	*	*	*	*	*	*	*	*
09/06/2022	13:00	*	*	*	*	*	*	*	*	*	*	*	*	*	*	*	*	*	*	*	*	*	*	*	*	*	*
09/06/2022	14:00	*	*	*	*	*	*	*	*	*	*	*	*	*	*	*	*	*	*	*	*	*	*	*	*	*	*
09/06/2022	15:00	*	*	*	*	*	*	*	*	*	*	*	*	*	*	*	*	*	*	*	*	*	*	*	*	*	*
09/06/2022	16:00	*	*	*	*	*	*	*	*	*	*	*	*	*	*	*	*	*	*	*	*	*	*	*	*	*	*
09/06/2022	17:00	*	*	*	*	*	*	*	*	*	*	*	*	*	*	*	*	*	*	*	*	*	*	*	*	*	*
09/06/2022	18:00	*	*	*	*	*	*	*	*	*	*	*	*	*	*	*	*	*	*	*	*	*	*	*	*	*	*
09/06/2022	19:00	*	*	*	*	*	*	*	*	*	*	*	*	*	*	*	*	*	*	*	*	*	*	*	*	*	*
09/06/2022	20:00	*	*	*	*	*	*	*	*	*	*	*	*	*	*	*	*	*	*	*	*	*	*	*	*	*	*
09/06/2022	21:00	*	*	*	*	*	*	*	*	*	*	*	*	*	*	*	*	*	*	*	*	*	*	*	*	*	*
09/06/2022	22:00	*	*	*	*	*	*	*	*	*	*	*	*	*	*	*	*	*	*	*	*	*	*	*	*	*	*
09/06/2022	23:00	*	*	*	*	*	*	*	*	*	*	*	*	*	*	*	*	*	*	*	*	*	*	*	*	*	*
24 Hr Summary		0	0	0	0	0	0	0	0	0	0	0	0	0	0	0	0	0	0	0	0	0	NaN	0	*	*	*

Incoming Histogram

Tithe Barn Lane (A28 facing) June 2022

from Fri-Apr-22-2022-10-00-AM to Tue-Jun-21-2022-11-59-AM

Date	Starting Hr:min	<15	15 to <20	20 to <25	25 to <30	30 to <35	35 to <40	40 to <45	45 to <50	50 to <55	55 to <60	60 to <65	65 to <70	70 to <75	75 to <80	80 to <85	85 to <90	90 to <95	95 to <100	100 to >105	Total Counts	Avg Speed (MPH)	85pet Speed	10MPH Pace	% in pace	# of Speeders	% Speeders
10/06/2022	00:00	*	*	*	*	*	*	*	*	*	*	*	*	*	*	*	*	*	*	*	*	*	*	*	*	*	*
10/06/2022	01:00	*	*	*	*	*	*	*	*	*	*	*	*	*	*	*	*	*	*	*	*	*	*	*	*	*	*
10/06/2022	02:00	*	*	*	*	*	*	*	*	*	*	*	*	*	*	*	*	*	*	*	*	*	*	*	*	*	*
10/06/2022	03:00	*	*	*	*	*	*	*	*	*	*	*	*	*	*	*	*	*	*	*	*	*	*	*	*	*	*
10/06/2022	04:00	*	*	*	*	*	*	*	*	*	*	*	*	*	*	*	*	*	*	*	*	*	*	*	*	*	*
10/06/2022	05:00	*	*	*	*	*	*	*	*	*	*	*	*	*	*	*	*	*	*	*	*	*	*	*	*	*	*
10/06/2022	06:00	*	*	*	*	*	*	*	*	*	*	*	*	*	*	*	*	*	*	*	*	*	*	*	*	*	*
10/06/2022	07:00	*	*	*	*	*	*	*	*	*	*	*	*	*	*	*	*	*	*	*	*	*	*	*	*	*	*
10/06/2022	08:00	*	*	*	*	*	*	*	*	*	*	*	*	*	*	*	*	*	*	*	*	*	*	*	*	*	*
10/06/2022	09:00	*	*	*	*	*	*	*	*	*	*	*	*	*	*	*	*	*	*	*	*	*	*	*	*	*	*
10/06/2022	10:00	*	*	*	*	*	*	*	*	*	*	*	*	*	*	*	*	*	*	*	*	*	*	*	*	*	*
10/06/2022	11:00	*	*	*	*	*	*	*	*	*	*	*	*	*	*	*	*	*	*	*	*	*	*	*	*	*	*
10/06/2022	12:00	*	*	*	*	*	*	*	*	*	*	*	*	*	*	*	*	*	*	*	*	*	*	*	*	*	*
10/06/2022	13:00	*	*	*	*	*	*	*	*	*	*	*	*	*	*	*	*	*	*	*	*	*	*	*	*	*	*
10/06/2022	14:00	*	*	*	*	*	*	*	*	*	*	*	*	*	*	*	*	*	*	*	*	*	*	*	*	*	*
10/06/2022	15:00	*	*	*	*	*	*	*	*	*	*	*	*	*	*	*	*	*	*	*	*	*	*	*	*	*	*
10/06/2022	16:00	*	*	*	*	*	*	*	*	*	*	*	*	*	*	*	*	*	*	*	*	*	*	*	*	*	*
10/06/2022	17:00	*	*	*	*	*	*	*	*	*	*	*	*	*	*	*	*	*	*	*	*	*	*	*	*	*	*
10/06/2022	18:00	*	*	*	*	*	*	*	*	*	*	*	*	*	*	*	*	*	*	*	*	*	*	*	*	*	*
10/06/2022	19:00	*	*	*	*	*	*	*	*	*	*	*	*	*	*	*	*	*	*	*	*	*	*	*	*	*	*
10/06/2022	20:00	*	*	*	*	*	*	*	*	*	*	*	*	*	*	*	*	*	*	*	*	*	*	*	*	*	*
10/06/2022	21:00	*	*	*	*	*	*	*	*	*	*	*	*	*	*	*	*	*	*	*	*	*	*	*	*	*	*
10/06/2022	22:00	*	*	*	*	*	*	*	*	*	*	*	*	*	*	*	*	*	*	*	*	*	*	*	*	*	*
10/06/2022	23:00	*	*	*	*	*	*	*	*	*	*	*	*	*	*	*	*	*	*	*	*	*	*	*	*	*	*
24 Hr Summary		0	0	0	0	0	0	0	0	0	0	0	0	0	0	0	0	0	0	0	0	0	NaN	0	*	*	*

Incoming Histogram

Tithe Barn Lane (A28 facing) June 2022

from Fri-Apr-22-2022-10-00-AM to Tue-Jun-21-2022-11-59-AM

Date	Starting Hr:min	<15	15 to <20	20 to <25	25 to <30	30 to <35	35 to <40	40 to <45	45 to <50	50 to <55	55 to <60	60 to <65	65 to <70	70 to <75	75 to <80	80 to <85	85 to <90	90 to <95	95 to <100	100 to >105	Total Counts	Avg Speed (MPH)	85pet Speed	10MPH Pace	% in pace	# of Speeders	% Speeders
11/06/2022	00:00	*	*	*	*	*	*	*	*	*	*	*	*	*	*	*	*	*	*	*	*	*	*	*	*	*	*
11/06/2022	01:00	*	*	*	*	*	*	*	*	*	*	*	*	*	*	*	*	*	*	*	*	*	*	*	*	*	*
11/06/2022	02:00	*	*	*	*	*	*	*	*	*	*	*	*	*	*	*	*	*	*	*	*	*	*	*	*	*	*
11/06/2022	03:00	*	*	*	*	*	*	*	*	*	*	*	*	*	*	*	*	*	*	*	*	*	*	*	*	*	*
11/06/2022	04:00	*	*	*	*	*	*	*	*	*	*	*	*	*	*	*	*	*	*	*	*	*	*	*	*	*	*
11/06/2022	05:00	*	*	*	*	*	*	*	*	*	*	*	*	*	*	*	*	*	*	*	*	*	*	*	*	*	*
11/06/2022	06:00	*	*	*	*	*	*	*	*	*	*	*	*	*	*	*	*	*	*	*	*	*	*	*	*	*	*
11/06/2022	07:00	*	*	*	*	*	*	*	*	*	*	*	*	*	*	*	*	*	*	*	*	*	*	*	*	*	*
11/06/2022	08:00	*	*	*	*	*	*	*	*	*	*	*	*	*	*	*	*	*	*	*	*	*	*	*	*	*	*
11/06/2022	09:00	*	*	*	*	*	*	*	*	*	*	*	*	*	*	*	*	*	*	*	*	*	*	*	*	*	*
11/06/2022	10:00	*	*	*	*	*	*	*	*	*	*	*	*	*	*	*	*	*	*	*	*	*	*	*	*	*	*
11/06/2022	11:00	*	*	*	*	*	*	*	*	*	*	*	*	*	*	*	*	*	*	*	*	*	*	*	*	*	*
11/06/2022	12:00	*	*	*	*	*	*	*	*	*	*	*	*	*	*	*	*	*	*	*	*	*	*	*	*	*	*
11/06/2022	13:00	*	*	*	*	*	*	*	*	*	*	*	*	*	*	*	*	*	*	*	*	*	*	*	*	*	*
11/06/2022	14:00	*	*	*	*	*	*	*	*	*	*	*	*	*	*	*	*	*	*	*	*	*	*	*	*	*	*
11/06/2022	15:00	*	*	*	*	*	*	*	*	*	*	*	*	*	*	*	*	*	*	*	*	*	*	*	*	*	*
11/06/2022	16:00	*	*	*	*	*	*	*	*	*	*	*	*	*	*	*	*	*	*	*	*	*	*	*	*	*	*
11/06/2022	17:00	*	*	*	*	*	*	*	*	*	*	*	*	*	*	*	*	*	*	*	*	*	*	*	*	*	*
11/06/2022	18:00	*	*	*	*	*	*	*	*	*	*	*	*	*	*	*	*	*	*	*	*	*	*	*	*	*	*
11/06/2022	19:00	*	*	*	*	*	*	*	*	*	*	*	*	*	*	*	*	*	*	*	*	*	*	*	*	*	*
11/06/2022	20:00	*	*	*	*	*	*	*	*	*	*	*	*	*	*	*	*	*	*	*	*	*	*	*	*	*	*
11/06/2022	21:00	*	*	*	*	*	*	*	*	*	*	*	*	*	*	*	*	*	*	*	*	*	*	*	*	*	*
11/06/2022	22:00	*	*	*	*	*	*	*	*	*	*	*	*	*	*	*	*	*	*	*	*	*	*	*	*	*	*
11/06/2022	23:00	*	*	*	*	*	*	*	*	*	*	*	*	*	*	*	*	*	*	*	*	*	*	*	*	*	*
24 Hr Summary		0	0	0	0	0	0	0	0	0	0	0	0	0	0	0	0	0	0	0	0	0	NaN	0	*	*	*

Incoming Histogram

Tithe Barn Lane (A28 facing) June 2022

from Fri-Apr-22-2022-10-00-AM to Tue-Jun-21-2022-11-59-AM

Date	Starting Hr:min	<15	15 to <20	20 to <25	25 to <30	30 to <35	35 to <40	40 to <45	45 to <50	50 to <55	55 to <60	60 to <65	65 to <70	70 to <75	75 to <80	80 to <85	85 to <90	90 to <95	95 to <100	100 to >105	Total Counts	Avg Speed (MPH)	85pet Speed	10MPH Pace	% in pace	# of Speeders	% Speeders
12/06/2022	00:00	*	*	*	*	*	*	*	*	*	*	*	*	*	*	*	*	*	*	*	*	*	*	*	*	*	*
12/06/2022	01:00	*	*	*	*	*	*	*	*	*	*	*	*	*	*	*	*	*	*	*	*	*	*	*	*	*	*
12/06/2022	02:00	*	*	*	*	*	*	*	*	*	*	*	*	*	*	*	*	*	*	*	*	*	*	*	*	*	*
12/06/2022	03:00	*	*	*	*	*	*	*	*	*	*	*	*	*	*	*	*	*	*	*	*	*	*	*	*	*	*
12/06/2022	04:00	*	*	*	*	*	*	*	*	*	*	*	*	*	*	*	*	*	*	*	*	*	*	*	*	*	*
12/06/2022	05:00	*	*	*	*	*	*	*	*	*	*	*	*	*	*	*	*	*	*	*	*	*	*	*	*	*	*
12/06/2022	06:00	*	*	*	*	*	*	*	*	*	*	*	*	*	*	*	*	*	*	*	*	*	*	*	*	*	*
12/06/2022	07:00	*	*	*	*	*	*	*	*	*	*	*	*	*	*	*	*	*	*	*	*	*	*	*	*	*	*
12/06/2022	08:00	*	*	*	*	*	*	*	*	*	*	*	*	*	*	*	*	*	*	*	*	*	*	*	*	*	*
12/06/2022	09:00	*	*	*	*	*	*	*	*	*	*	*	*	*	*	*	*	*	*	*	*	*	*	*	*	*	*
12/06/2022	10:00	*	*	*	*	*	*	*	*	*	*	*	*	*	*	*	*	*	*	*	*	*	*	*	*	*	*
12/06/2022	11:00	*	*	*	*	*	*	*	*	*	*	*	*	*	*	*	*	*	*	*	*	*	*	*	*	*	*
12/06/2022	12:00	*	*	*	*	*	*	*	*	*	*	*	*	*	*	*	*	*	*	*	*	*	*	*	*	*	*
12/06/2022	13:00	*	*	*	*	*	*	*	*	*	*	*	*	*	*	*	*	*	*	*	*	*	*	*	*	*	*
12/06/2022	14:00	*	*	*	*	*	*	*	*	*	*	*	*	*	*	*	*	*	*	*	*	*	*	*	*	*	*
12/06/2022	15:00	*	*	*	*	*	*	*	*	*	*	*	*	*	*	*	*	*	*	*	*	*	*	*	*	*	*
12/06/2022	16:00	*	*	*	*	*	*	*	*	*	*	*	*	*	*	*	*	*	*	*	*	*	*	*	*	*	*
12/06/2022	17:00	*	*	*	*	*	*	*	*	*	*	*	*	*	*	*	*	*	*	*	*	*	*	*	*	*	*
12/06/2022	18:00	*	*	*	*	*	*	*	*	*	*	*	*	*	*	*	*	*	*	*	*	*	*	*	*	*	*
12/06/2022	19:00	*	*	*	*	*	*	*	*	*	*	*	*	*	*	*	*	*	*	*	*	*	*	*	*	*	*
12/06/2022	20:00	*	*	*	*	*	*	*	*	*	*	*	*	*	*	*	*	*	*	*	*	*	*	*	*	*	*
12/06/2022	21:00	*	*	*	*	*	*	*	*	*	*	*	*	*	*	*	*	*	*	*	*	*	*	*	*	*	*
12/06/2022	22:00	*	*	*	*	*	*	*	*	*	*	*	*	*	*	*	*	*	*	*	*	*	*	*	*	*	*
12/06/2022	23:00	*	*	*	*	*	*	*	*	*	*	*	*	*	*	*	*	*	*	*	*	*	*	*	*	*	*
24 Hr Summary		0	0	0	0	0	0	0	0	0	0	0	0	0	0	0	0	0	0	0	0	0	NaN	0	*	*	*

Incoming Histogram

Tithe Barn Lane (A28 facing) June 2022

from Fri-Apr-22-2022-10-00-AM to Tue-Jun-21-2022-11-59-AM

Date	Starting Hr:min	<15	15 to <20	20 to <25	25 to <30	30 to <35	35 to <40	40 to <45	45 to <50	50 to <55	55 to <60	60 to <65	65 to <70	70 to <75	75 to <80	80 to <85	85 to <90	90 to <95	95 to <100	100 to >105	Total Counts	Avg Speed (MPH)	85pet Speed	10MPH Pace	% in pace	# of Speeders	% Speeders
13/06/2022	00:00	*	*	*	*	*	*	*	*	*	*	*	*	*	*	*	*	*	*	*	*	*	*	*	*	*	*
13/06/2022	01:00	*	*	*	*	*	*	*	*	*	*	*	*	*	*	*	*	*	*	*	*	*	*	*	*	*	*
13/06/2022	02:00	*	*	*	*	*	*	*	*	*	*	*	*	*	*	*	*	*	*	*	*	*	*	*	*	*	*
13/06/2022	03:00	*	*	*	*	*	*	*	*	*	*	*	*	*	*	*	*	*	*	*	*	*	*	*	*	*	*
13/06/2022	04:00	*	*	*	*	*	*	*	*	*	*	*	*	*	*	*	*	*	*	*	*	*	*	*	*	*	*
13/06/2022	05:00	*	*	*	*	*	*	*	*	*	*	*	*	*	*	*	*	*	*	*	*	*	*	*	*	*	*
13/06/2022	06:00	*	*	*	*	*	*	*	*	*	*	*	*	*	*	*	*	*	*	*	*	*	*	*	*	*	*
13/06/2022	07:00	*	*	*	*	*	*	*	*	*	*	*	*	*	*	*	*	*	*	*	*	*	*	*	*	*	*
13/06/2022	08:00	*	*	*	*	*	*	*	*	*	*	*	*	*	*	*	*	*	*	*	*	*	*	*	*	*	*
13/06/2022	09:00	*	*	*	*	*	*	*	*	*	*	*	*	*	*	*	*	*	*	*	*	*	*	*	*	*	*
13/06/2022	10:00	*	*	*	*	*	*	*	*	*	*	*	*	*	*	*	*	*	*	*	*	*	*	*	*	*	*
13/06/2022	11:00	*	*	*	*	*	*	*	*	*	*	*	*	*	*	*	*	*	*	*	*	*	*	*	*	*	*
13/06/2022	12:00	*	*	*	*	*	*	*	*	*	*	*	*	*	*	*	*	*	*	*	*	*	*	*	*	*	*
13/06/2022	13:00	*	*	*	*	*	*	*	*	*	*	*	*	*	*	*	*	*	*	*	*	*	*	*	*	*	*
13/06/2022	14:00	*	*	*	*	*	*	*	*	*	*	*	*	*	*	*	*	*	*	*	*	*	*	*	*	*	*
13/06/2022	15:00	*	*	*	*	*	*	*	*	*	*	*	*	*	*	*	*	*	*	*	*	*	*	*	*	*	*
13/06/2022	16:00	*	*	*	*	*	*	*	*	*	*	*	*	*	*	*	*	*	*	*	*	*	*	*	*	*	*
13/06/2022	17:00	*	*	*	*	*	*	*	*	*	*	*	*	*	*	*	*	*	*	*	*	*	*	*	*	*	*
13/06/2022	18:00	*	*	*	*	*	*	*	*	*	*	*	*	*	*	*	*	*	*	*	*	*	*	*	*	*	*
13/06/2022	19:00	*	*	*	*	*	*	*	*	*	*	*	*	*	*	*	*	*	*	*	*	*	*	*	*	*	*
13/06/2022	20:00	*	*	*	*	*	*	*	*	*	*	*	*	*	*	*	*	*	*	*	*	*	*	*	*	*	*
13/06/2022	21:00	*	*	*	*	*	*	*	*	*	*	*	*	*	*	*	*	*	*	*	*	*	*	*	*	*	*
13/06/2022	22:00	*	*	*	*	*	*	*	*	*	*	*	*	*	*	*	*	*	*	*	*	*	*	*	*	*	*
13/06/2022	23:00	*	*	*	*	*	*	*	*	*	*	*	*	*	*	*	*	*	*	*	*	*	*	*	*	*	*
24 Hr Summary		0	0	0	0	0	0	0	0	0	0	0	0	0	0	0	0	0	0	0	0	0	NaN	0	*	*	*

Incoming Histogram

Tithe Barn Lane (A28 facing) June 2022

from Fri-Apr-22-2022-10-00-AM to Tue-Jun-21-2022-11-59-AM

Date	Starting Hr:min	<15	15 to <20	20 to <25	25 to <30	30 to <35	35 to <40	40 to <45	45 to <50	50 to <55	55 to <60	60 to <65	65 to <70	70 to <75	75 to <80	80 to <85	85 to <90	90 to <95	95 to <100	100 to >105	Total Counts	Avg Speed (MPH)	85pet Speed	10MPH Pace	% in pace	# of Speeders	% Speeders
14/06/2022	00:00	*	*	*	*	*	*	*	*	*	*	*	*	*	*	*	*	*	*	*	*	*	*	*	*	*	*
14/06/2022	01:00	*	*	*	*	*	*	*	*	*	*	*	*	*	*	*	*	*	*	*	*	*	*	*	*	*	*
14/06/2022	02:00	*	*	*	*	*	*	*	*	*	*	*	*	*	*	*	*	*	*	*	*	*	*	*	*	*	*
14/06/2022	03:00	*	*	*	*	*	*	*	*	*	*	*	*	*	*	*	*	*	*	*	*	*	*	*	*	*	*
14/06/2022	04:00	*	*	*	*	*	*	*	*	*	*	*	*	*	*	*	*	*	*	*	*	*	*	*	*	*	*
14/06/2022	05:00	*	*	*	*	*	*	*	*	*	*	*	*	*	*	*	*	*	*	*	*	*	*	*	*	*	*
14/06/2022	06:00	*	*	*	*	*	*	*	*	*	*	*	*	*	*	*	*	*	*	*	*	*	*	*	*	*	*
14/06/2022	07:00	*	*	*	*	*	*	*	*	*	*	*	*	*	*	*	*	*	*	*	*	*	*	*	*	*	*
14/06/2022	08:00	*	*	*	*	*	*	*	*	*	*	*	*	*	*	*	*	*	*	*	*	*	*	*	*	*	*
14/06/2022	09:00	*	*	*	*	*	*	*	*	*	*	*	*	*	*	*	*	*	*	*	*	*	*	*	*	*	*
14/06/2022	10:00	*	*	*	*	*	*	*	*	*	*	*	*	*	*	*	*	*	*	*	*	*	*	*	*	*	*
14/06/2022	11:00	*	*	*	*	*	*	*	*	*	*	*	*	*	*	*	*	*	*	*	*	*	*	*	*	*	*
14/06/2022	12:00	*	*	*	*	*	*	*	*	*	*	*	*	*	*	*	*	*	*	*	*	*	*	*	*	*	*
14/06/2022	13:00	*	*	*	*	*	*	*	*	*	*	*	*	*	*	*	*	*	*	*	*	*	*	*	*	*	*
14/06/2022	14:00	*	*	*	*	*	*	*	*	*	*	*	*	*	*	*	*	*	*	*	*	*	*	*	*	*	*
14/06/2022	15:00	*	*	*	*	*	*	*	*	*	*	*	*	*	*	*	*	*	*	*	*	*	*	*	*	*	*
14/06/2022	16:00	*	*	*	*	*	*	*	*	*	*	*	*	*	*	*	*	*	*	*	*	*	*	*	*	*	*
14/06/2022	17:00	*	*	*	*	*	*	*	*	*	*	*	*	*	*	*	*	*	*	*	*	*	*	*	*	*	*
14/06/2022	18:00	*	*	*	*	*	*	*	*	*	*	*	*	*	*	*	*	*	*	*	*	*	*	*	*	*	*
14/06/2022	19:00	*	*	*	*	*	*	*	*	*	*	*	*	*	*	*	*	*	*	*	*	*	*	*	*	*	*
14/06/2022	20:00	*	*	*	*	*	*	*	*	*	*	*	*	*	*	*	*	*	*	*	*	*	*	*	*	*	*
14/06/2022	21:00	*	*	*	*	*	*	*	*	*	*	*	*	*	*	*	*	*	*	*	*	*	*	*	*	*	*
14/06/2022	22:00	*	*	*	*	*	*	*	*	*	*	*	*	*	*	*	*	*	*	*	*	*	*	*	*	*	*
14/06/2022	23:00	*	*	*	*	*	*	*	*	*	*	*	*	*	*	*	*	*	*	*	*	*	*	*	*	*	*
24 Hr Summary		0	0	0	0	0	0	0	0	0	0	0	0	0	0	0	0	0	0	0	0	0	NaN	0	*	*	*

Incoming Histogram

Tithe Barn Lane (A28 facing) June 2022

from Fri-Apr-22-2022-10-00-AM to Tue-Jun-21-2022-11-59-AM

Date	Starting Hr:min	<15	15 to <20	20 to <25	25 to <30	30 to <35	35 to <40	40 to <45	45 to <50	50 to <55	55 to <60	60 to <65	65 to <70	70 to <75	75 to <80	80 to <85	85 to <90	90 to <95	95 to <100	100 to >105	Total Counts	Avg Speed (MPH)	85pet Speed	10MPH Pace	% in pace	# of Speeders	% Speeders
15/06/2022	00:00	*	*	*	*	*	*	*	*	*	*	*	*	*	*	*	*	*	*	*	*	*	*	*	*	*	*
15/06/2022	01:00	*	*	*	*	*	*	*	*	*	*	*	*	*	*	*	*	*	*	*	*	*	*	*	*	*	*
15/06/2022	02:00	*	*	*	*	*	*	*	*	*	*	*	*	*	*	*	*	*	*	*	*	*	*	*	*	*	*
15/06/2022	03:00	*	*	*	*	*	*	*	*	*	*	*	*	*	*	*	*	*	*	*	*	*	*	*	*	*	*
15/06/2022	04:00	*	*	*	*	*	*	*	*	*	*	*	*	*	*	*	*	*	*	*	*	*	*	*	*	*	*
15/06/2022	05:00	*	*	*	*	*	*	*	*	*	*	*	*	*	*	*	*	*	*	*	*	*	*	*	*	*	*
15/06/2022	06:00	*	*	*	*	*	*	*	*	*	*	*	*	*	*	*	*	*	*	*	*	*	*	*	*	*	*
15/06/2022	07:00	*	*	*	*	*	*	*	*	*	*	*	*	*	*	*	*	*	*	*	*	*	*	*	*	*	*
15/06/2022	08:00	*	*	*	*	*	*	*	*	*	*	*	*	*	*	*	*	*	*	*	*	*	*	*	*	*	*
15/06/2022	09:00	*	*	*	*	*	*	*	*	*	*	*	*	*	*	*	*	*	*	*	*	*	*	*	*	*	*
15/06/2022	10:00	*	*	*	*	*	*	*	*	*	*	*	*	*	*	*	*	*	*	*	*	*	*	*	*	*	*
15/06/2022	11:00	*	*	*	*	*	*	*	*	*	*	*	*	*	*	*	*	*	*	*	*	*	*	*	*	*	*
15/06/2022	12:00	*	*	*	*	*	*	*	*	*	*	*	*	*	*	*	*	*	*	*	*	*	*	*	*	*	*
15/06/2022	13:00	*	*	*	*	*	*	*	*	*	*	*	*	*	*	*	*	*	*	*	*	*	*	*	*	*	*
15/06/2022	14:00	*	*	*	*	*	*	*	*	*	*	*	*	*	*	*	*	*	*	*	*	*	*	*	*	*	*
15/06/2022	15:00	*	*	*	*	*	*	*	*	*	*	*	*	*	*	*	*	*	*	*	*	*	*	*	*	*	*
15/06/2022	16:00	*	*	*	*	*	*	*	*	*	*	*	*	*	*	*	*	*	*	*	*	*	*	*	*	*	*
15/06/2022	17:00	*	*	*	*	*	*	*	*	*	*	*	*	*	*	*	*	*	*	*	*	*	*	*	*	*	*
15/06/2022	18:00	*	*	*	*	*	*	*	*	*	*	*	*	*	*	*	*	*	*	*	*	*	*	*	*	*	*
15/06/2022	19:00	*	*	*	*	*	*	*	*	*	*	*	*	*	*	*	*	*	*	*	*	*	*	*	*	*	*
15/06/2022	20:00	*	*	*	*	*	*	*	*	*	*	*	*	*	*	*	*	*	*	*	*	*	*	*	*	*	*
15/06/2022	21:00	*	*	*	*	*	*	*	*	*	*	*	*	*	*	*	*	*	*	*	*	*	*	*	*	*	*
15/06/2022	22:00	*	*	*	*	*	*	*	*	*	*	*	*	*	*	*	*	*	*	*	*	*	*	*	*	*	*
15/06/2022	23:00	*	*	*	*	*	*	*	*	*	*	*	*	*	*	*	*	*	*	*	*	*	*	*	*	*	*
24 Hr Summary		0	0	0	0	0	0	0	0	0	0	0	0	0	0	0	0	0	0	0	0	0	NaN	0	*	*	*

Incoming Histogram

Tithe Barn Lane (A28 facing) June 2022

from Fri-Apr-22-2022-10-00-AM to Tue-Jun-21-2022-11-59-AM

Date	Starting Hr:min	<15	15 to <20	20 to <25	25 to <30	30 to <35	35 to <40	40 to <45	45 to <50	50 to <55	55 to <60	60 to <65	65 to <70	70 to <75	75 to <80	80 to <85	85 to <90	90 to <95	95 to <100	100 to >105	Total Counts	Avg Speed (MPH)	85pet Speed	10MPH Pace	% in pace	# of Speeders	% Speeders
16/06/2022	00:00	*	*	*	*	*	*	*	*	*	*	*	*	*	*	*	*	*	*	*	*	*	*	*	*	*	*
16/06/2022	01:00	*	*	*	*	*	*	*	*	*	*	*	*	*	*	*	*	*	*	*	*	*	*	*	*	*	*
16/06/2022	02:00	*	*	*	*	*	*	*	*	*	*	*	*	*	*	*	*	*	*	*	*	*	*	*	*	*	*
16/06/2022	03:00	*	*	*	*	*	*	*	*	*	*	*	*	*	*	*	*	*	*	*	*	*	*	*	*	*	*
16/06/2022	04:00	*	*	*	*	*	*	*	*	*	*	*	*	*	*	*	*	*	*	*	*	*	*	*	*	*	*
16/06/2022	05:00	*	*	*	*	*	*	*	*	*	*	*	*	*	*	*	*	*	*	*	*	*	*	*	*	*	*
16/06/2022	06:00	*	*	*	*	*	*	*	*	*	*	*	*	*	*	*	*	*	*	*	*	*	*	*	*	*	*
16/06/2022	07:00	*	*	*	*	*	*	*	*	*	*	*	*	*	*	*	*	*	*	*	*	*	*	*	*	*	*
16/06/2022	08:00	*	*	*	*	*	*	*	*	*	*	*	*	*	*	*	*	*	*	*	*	*	*	*	*	*	*
16/06/2022	09:00	*	*	*	*	*	*	*	*	*	*	*	*	*	*	*	*	*	*	*	*	*	*	*	*	*	*
16/06/2022	10:00	*	*	*	*	*	*	*	*	*	*	*	*	*	*	*	*	*	*	*	*	*	*	*	*	*	*
16/06/2022	11:00	*	*	*	*	*	*	*	*	*	*	*	*	*	*	*	*	*	*	*	*	*	*	*	*	*	*
16/06/2022	12:00	*	*	*	*	*	*	*	*	*	*	*	*	*	*	*	*	*	*	*	*	*	*	*	*	*	*
16/06/2022	13:00	*	*	*	*	*	*	*	*	*	*	*	*	*	*	*	*	*	*	*	*	*	*	*	*	*	*
16/06/2022	14:00	*	*	*	*	*	*	*	*	*	*	*	*	*	*	*	*	*	*	*	*	*	*	*	*	*	*
16/06/2022	15:00	*	*	*	*	*	*	*	*	*	*	*	*	*	*	*	*	*	*	*	*	*	*	*	*	*	*
16/06/2022	16:00	*	*	*	*	*	*	*	*	*	*	*	*	*	*	*	*	*	*	*	*	*	*	*	*	*	*
16/06/2022	17:00	*	*	*	*	*	*	*	*	*	*	*	*	*	*	*	*	*	*	*	*	*	*	*	*	*	*
16/06/2022	18:00	*	*	*	*	*	*	*	*	*	*	*	*	*	*	*	*	*	*	*	*	*	*	*	*	*	*
16/06/2022	19:00	*	*	*	*	*	*	*	*	*	*	*	*	*	*	*	*	*	*	*	*	*	*	*	*	*	*
16/06/2022	20:00	*	*	*	*	*	*	*	*	*	*	*	*	*	*	*	*	*	*	*	*	*	*	*	*	*	*
16/06/2022	21:00	*	*	*	*	*	*	*	*	*	*	*	*	*	*	*	*	*	*	*	*	*	*	*	*	*	*
16/06/2022	22:00	*	*	*	*	*	*	*	*	*	*	*	*	*	*	*	*	*	*	*	*	*	*	*	*	*	*
16/06/2022	23:00	*	*	*	*	*	*	*	*	*	*	*	*	*	*	*	*	*	*	*	*	*	*	*	*	*	*
24 Hr Summary		0	0	0	0	0	0	0	0	0	0	0	0	0	0	0	0	0	0	0	0	0	NaN	0	*	*	*

Incoming Histogram

Tithe Barn Lane (A28 facing) June 2022

from Fri-Apr-22-2022-10-00-AM to Tue-Jun-21-2022-11-59-AM

Date	Starting Hr:min	<15	15 to <20	20 to <25	25 to <30	30 to <35	35 to <40	40 to <45	45 to <50	50 to <55	55 to <60	60 to <65	65 to <70	70 to <75	75 to <80	80 to <85	85 to <90	90 to <95	95 to <100	100 to >105	Total Counts	Avg Speed (MPH)	85pet Speed	10MPH Pace	% in pace	# of Speeders	% Speeders
17/06/2022	00:00	*	*	*	*	*	*	*	*	*	*	*	*	*	*	*	*	*	*	*	*	*	*	*	*	*	*
17/06/2022	01:00	*	*	*	*	*	*	*	*	*	*	*	*	*	*	*	*	*	*	*	*	*	*	*	*	*	*
17/06/2022	02:00	*	*	*	*	*	*	*	*	*	*	*	*	*	*	*	*	*	*	*	*	*	*	*	*	*	*
17/06/2022	03:00	*	*	*	*	*	*	*	*	*	*	*	*	*	*	*	*	*	*	*	*	*	*	*	*	*	*
17/06/2022	04:00	*	*	*	*	*	*	*	*	*	*	*	*	*	*	*	*	*	*	*	*	*	*	*	*	*	*
17/06/2022	05:00	*	*	*	*	*	*	*	*	*	*	*	*	*	*	*	*	*	*	*	*	*	*	*	*	*	*
17/06/2022	06:00	*	*	*	*	*	*	*	*	*	*	*	*	*	*	*	*	*	*	*	*	*	*	*	*	*	*
17/06/2022	07:00	*	*	*	*	*	*	*	*	*	*	*	*	*	*	*	*	*	*	*	*	*	*	*	*	*	*
17/06/2022	08:00	*	*	*	*	*	*	*	*	*	*	*	*	*	*	*	*	*	*	*	*	*	*	*	*	*	*
17/06/2022	09:00	*	*	*	*	*	*	*	*	*	*	*	*	*	*	*	*	*	*	*	*	*	*	*	*	*	*
17/06/2022	10:00	*	*	*	*	*	*	*	*	*	*	*	*	*	*	*	*	*	*	*	*	*	*	*	*	*	*
17/06/2022	11:00	*	*	*	*	*	*	*	*	*	*	*	*	*	*	*	*	*	*	*	*	*	*	*	*	*	*
17/06/2022	12:00	*	*	*	*	*	*	*	*	*	*	*	*	*	*	*	*	*	*	*	*	*	*	*	*	*	*
17/06/2022	13:00	*	*	*	*	*	*	*	*	*	*	*	*	*	*	*	*	*	*	*	*	*	*	*	*	*	*
17/06/2022	14:00	*	*	*	*	*	*	*	*	*	*	*	*	*	*	*	*	*	*	*	*	*	*	*	*	*	*
17/06/2022	15:00	*	*	*	*	*	*	*	*	*	*	*	*	*	*	*	*	*	*	*	*	*	*	*	*	*	*
17/06/2022	16:00	*	*	*	*	*	*	*	*	*	*	*	*	*	*	*	*	*	*	*	*	*	*	*	*	*	*
17/06/2022	17:00	*	*	*	*	*	*	*	*	*	*	*	*	*	*	*	*	*	*	*	*	*	*	*	*	*	*
17/06/2022	18:00	*	*	*	*	*	*	*	*	*	*	*	*	*	*	*	*	*	*	*	*	*	*	*	*	*	*
17/06/2022	19:00	*	*	*	*	*	*	*	*	*	*	*	*	*	*	*	*	*	*	*	*	*	*	*	*	*	*
17/06/2022	20:00	*	*	*	*	*	*	*	*	*	*	*	*	*	*	*	*	*	*	*	*	*	*	*	*	*	*
17/06/2022	21:00	*	*	*	*	*	*	*	*	*	*	*	*	*	*	*	*	*	*	*	*	*	*	*	*	*	*
17/06/2022	22:00	*	*	*	*	*	*	*	*	*	*	*	*	*	*	*	*	*	*	*	*	*	*	*	*	*	*
17/06/2022	23:00	*	*	*	*	*	*	*	*	*	*	*	*	*	*	*	*	*	*	*	*	*	*	*	*	*	*
24 Hr Summary		0	0	0	0	0	0	0	0	0	0	0	0	0	0	0	0	0	0	0	0	0	NaN	0	*	*	*

Incoming Histogram

Tithe Barn Lane (A28 facing) June 2022

from Fri-Apr-22-2022-10-00-AM to Tue-Jun-21-2022-11-59-AM

Date	Starting Hr:min	<15	15 to <20	20 to <25	25 to <30	30 to <35	35 to <40	40 to <45	45 to <50	50 to <55	55 to <60	60 to <65	65 to <70	70 to <75	75 to <80	80 to <85	85 to <90	90 to <95	95 to <100	100 to >105	Total Counts	Avg Speed (MPH)	85pet Speed	10MPH Pace	% in pace	# of Speeders	% Speeders
18/06/2022	00:00	*	*	*	*	*	*	*	*	*	*	*	*	*	*	*	*	*	*	*	*	*	*	*	*	*	*
18/06/2022	01:00	*	*	*	*	*	*	*	*	*	*	*	*	*	*	*	*	*	*	*	*	*	*	*	*	*	*
18/06/2022	02:00	*	*	*	*	*	*	*	*	*	*	*	*	*	*	*	*	*	*	*	*	*	*	*	*	*	*
18/06/2022	03:00	*	*	*	*	*	*	*	*	*	*	*	*	*	*	*	*	*	*	*	*	*	*	*	*	*	*
18/06/2022	04:00	*	*	*	*	*	*	*	*	*	*	*	*	*	*	*	*	*	*	*	*	*	*	*	*	*	*
18/06/2022	05:00	*	*	*	*	*	*	*	*	*	*	*	*	*	*	*	*	*	*	*	*	*	*	*	*	*	*
18/06/2022	06:00	*	*	*	*	*	*	*	*	*	*	*	*	*	*	*	*	*	*	*	*	*	*	*	*	*	*
18/06/2022	07:00	*	*	*	*	*	*	*	*	*	*	*	*	*	*	*	*	*	*	*	*	*	*	*	*	*	*
18/06/2022	08:00	*	*	*	*	*	*	*	*	*	*	*	*	*	*	*	*	*	*	*	*	*	*	*	*	*	*
18/06/2022	09:00	*	*	*	*	*	*	*	*	*	*	*	*	*	*	*	*	*	*	*	*	*	*	*	*	*	*
18/06/2022	10:00	*	*	*	*	*	*	*	*	*	*	*	*	*	*	*	*	*	*	*	*	*	*	*	*	*	*
18/06/2022	11:00	*	*	*	*	*	*	*	*	*	*	*	*	*	*	*	*	*	*	*	*	*	*	*	*	*	*
18/06/2022	12:00	*	*	*	*	*	*	*	*	*	*	*	*	*	*	*	*	*	*	*	*	*	*	*	*	*	*
18/06/2022	13:00	*	*	*	*	*	*	*	*	*	*	*	*	*	*	*	*	*	*	*	*	*	*	*	*	*	*
18/06/2022	14:00	*	*	*	*	*	*	*	*	*	*	*	*	*	*	*	*	*	*	*	*	*	*	*	*	*	*
18/06/2022	15:00	*	*	*	*	*	*	*	*	*	*	*	*	*	*	*	*	*	*	*	*	*	*	*	*	*	*
18/06/2022	16:00	*	*	*	*	*	*	*	*	*	*	*	*	*	*	*	*	*	*	*	*	*	*	*	*	*	*
18/06/2022	17:00	*	*	*	*	*	*	*	*	*	*	*	*	*	*	*	*	*	*	*	*	*	*	*	*	*	*
18/06/2022	18:00	*	*	*	*	*	*	*	*	*	*	*	*	*	*	*	*	*	*	*	*	*	*	*	*	*	*
18/06/2022	19:00	*	*	*	*	*	*	*	*	*	*	*	*	*	*	*	*	*	*	*	*	*	*	*	*	*	*
18/06/2022	20:00	*	*	*	*	*	*	*	*	*	*	*	*	*	*	*	*	*	*	*	*	*	*	*	*	*	*
18/06/2022	21:00	*	*	*	*	*	*	*	*	*	*	*	*	*	*	*	*	*	*	*	*	*	*	*	*	*	*
18/06/2022	22:00	*	*	*	*	*	*	*	*	*	*	*	*	*	*	*	*	*	*	*	*	*	*	*	*	*	*
18/06/2022	23:00	*	*	*	*	*	*	*	*	*	*	*	*	*	*	*	*	*	*	*	*	*	*	*	*	*	*
24 Hr Summary		0	0	0	0	0	0	0	0	0	0	0	0	0	0	0	0	0	0	0	0	0	NaN	0	*	*	*

Incoming Histogram

Tithe Barn Lane (A28 facing) June 2022

from Fri-Apr-22-2022-10-00-AM to Tue-Jun-21-2022-11-59-AM

Date	Starting Hr:min	<15	15 to <20	20 to <25	25 to <30	30 to <35	35 to <40	40 to <45	45 to <50	50 to <55	55 to <60	60 to <65	65 to <70	70 to <75	75 to <80	80 to <85	85 to <90	90 to <95	95 to <100	100 to >105	Total Counts	Avg Speed (MPH)	85pet Speed	10MPH Pace	% in pace	# of Speeders	% Speeders
19/06/2022	00:00	*	*	*	*	*	*	*	*	*	*	*	*	*	*	*	*	*	*	*	*	*	*	*	*	*	*
19/06/2022	01:00	*	*	*	*	*	*	*	*	*	*	*	*	*	*	*	*	*	*	*	*	*	*	*	*	*	*
19/06/2022	02:00	*	*	*	*	*	*	*	*	*	*	*	*	*	*	*	*	*	*	*	*	*	*	*	*	*	*
19/06/2022	03:00	*	*	*	*	*	*	*	*	*	*	*	*	*	*	*	*	*	*	*	*	*	*	*	*	*	*
19/06/2022	04:00	*	*	*	*	*	*	*	*	*	*	*	*	*	*	*	*	*	*	*	*	*	*	*	*	*	*
19/06/2022	05:00	*	*	*	*	*	*	*	*	*	*	*	*	*	*	*	*	*	*	*	*	*	*	*	*	*	*
19/06/2022	06:00	*	*	*	*	*	*	*	*	*	*	*	*	*	*	*	*	*	*	*	*	*	*	*	*	*	*
19/06/2022	07:00	*	*	*	*	*	*	*	*	*	*	*	*	*	*	*	*	*	*	*	*	*	*	*	*	*	*
19/06/2022	08:00	*	*	*	*	*	*	*	*	*	*	*	*	*	*	*	*	*	*	*	*	*	*	*	*	*	*
19/06/2022	09:00	*	*	*	*	*	*	*	*	*	*	*	*	*	*	*	*	*	*	*	*	*	*	*	*	*	*
19/06/2022	10:00	*	*	*	*	*	*	*	*	*	*	*	*	*	*	*	*	*	*	*	*	*	*	*	*	*	*
19/06/2022	11:00	*	*	*	*	*	*	*	*	*	*	*	*	*	*	*	*	*	*	*	*	*	*	*	*	*	*
19/06/2022	12:00	*	*	*	*	*	*	*	*	*	*	*	*	*	*	*	*	*	*	*	*	*	*	*	*	*	*
19/06/2022	13:00	*	*	*	*	*	*	*	*	*	*	*	*	*	*	*	*	*	*	*	*	*	*	*	*	*	*
19/06/2022	14:00	*	*	*	*	*	*	*	*	*	*	*	*	*	*	*	*	*	*	*	*	*	*	*	*	*	*
19/06/2022	15:00	*	*	*	*	*	*	*	*	*	*	*	*	*	*	*	*	*	*	*	*	*	*	*	*	*	*
19/06/2022	16:00	*	*	*	*	*	*	*	*	*	*	*	*	*	*	*	*	*	*	*	*	*	*	*	*	*	*
19/06/2022	17:00	*	*	*	*	*	*	*	*	*	*	*	*	*	*	*	*	*	*	*	*	*	*	*	*	*	*
19/06/2022	18:00	*	*	*	*	*	*	*	*	*	*	*	*	*	*	*	*	*	*	*	*	*	*	*	*	*	*
19/06/2022	19:00	*	*	*	*	*	*	*	*	*	*	*	*	*	*	*	*	*	*	*	*	*	*	*	*	*	*
19/06/2022	20:00	*	*	*	*	*	*	*	*	*	*	*	*	*	*	*	*	*	*	*	*	*	*	*	*	*	*
19/06/2022	21:00	*	*	*	*	*	*	*	*	*	*	*	*	*	*	*	*	*	*	*	*	*	*	*	*	*	*
19/06/2022	22:00	*	*	*	*	*	*	*	*	*	*	*	*	*	*	*	*	*	*	*	*	*	*	*	*	*	*
19/06/2022	23:00	*	*	*	*	*	*	*	*	*	*	*	*	*	*	*	*	*	*	*	*	*	*	*	*	*	*
24 Hr Summary		0	0	0	0	0	0	0	0	0	0	0	0	0	0	0	0	0	0	0	0	0	NaN	0	*	*	*

Incoming Histogram

Tithe Barn Lane (A28 facing) June 2022

from Fri-Apr-22-2022-10-00-AM to Tue-Jun-21-2022-11-59-AM

Date	Starting Hr:min	<15	15 to <20	20 to <25	25 to <30	30 to <35	35 to <40	40 to <45	45 to <50	50 to <55	55 to <60	60 to <65	65 to <70	70 to <75	75 to <80	80 to <85	85 to <90	90 to <95	95 to <100	100 to >105	Total Counts	Avg Speed (MPH)	85pet Speed	10MPH Pace	% in pace	# of Speeders	% Speeders
20/06/2022	00:00	*	*	*	*	*	*	*	*	*	*	*	*	*	*	*	*	*	*	*	*	*	*	*	*	*	*
20/06/2022	01:00	*	*	*	*	*	*	*	*	*	*	*	*	*	*	*	*	*	*	*	*	*	*	*	*	*	*
20/06/2022	02:00	*	*	*	*	*	*	*	*	*	*	*	*	*	*	*	*	*	*	*	*	*	*	*	*	*	*
20/06/2022	03:00	*	*	*	*	*	*	*	*	*	*	*	*	*	*	*	*	*	*	*	*	*	*	*	*	*	*
20/06/2022	04:00	*	*	*	*	*	*	*	*	*	*	*	*	*	*	*	*	*	*	*	*	*	*	*	*	*	*
20/06/2022	05:00	*	*	*	*	*	*	*	*	*	*	*	*	*	*	*	*	*	*	*	*	*	*	*	*	*	*
20/06/2022	06:00	*	*	*	*	*	*	*	*	*	*	*	*	*	*	*	*	*	*	*	*	*	*	*	*	*	*
20/06/2022	07:00	*	*	*	*	*	*	*	*	*	*	*	*	*	*	*	*	*	*	*	*	*	*	*	*	*	*
20/06/2022	08:00	*	*	*	*	*	*	*	*	*	*	*	*	*	*	*	*	*	*	*	*	*	*	*	*	*	*
20/06/2022	09:00	*	*	*	*	*	*	*	*	*	*	*	*	*	*	*	*	*	*	*	*	*	*	*	*	*	*
20/06/2022	10:00	*	*	*	*	*	*	*	*	*	*	*	*	*	*	*	*	*	*	*	*	*	*	*	*	*	*
20/06/2022	11:00	*	*	*	*	*	*	*	*	*	*	*	*	*	*	*	*	*	*	*	*	*	*	*	*	*	*
20/06/2022	12:00	*	*	*	*	*	*	*	*	*	*	*	*	*	*	*	*	*	*	*	*	*	*	*	*	*	*
20/06/2022	13:00	*	*	*	*	*	*	*	*	*	*	*	*	*	*	*	*	*	*	*	*	*	*	*	*	*	*
20/06/2022	14:00	*	*	*	*	*	*	*	*	*	*	*	*	*	*	*	*	*	*	*	*	*	*	*	*	*	*
20/06/2022	15:00	*	*	*	*	*	*	*	*	*	*	*	*	*	*	*	*	*	*	*	*	*	*	*	*	*	*
20/06/2022	16:00	*	*	*	*	*	*	*	*	*	*	*	*	*	*	*	*	*	*	*	*	*	*	*	*	*	*
20/06/2022	17:00	*	*	*	*	*	*	*	*	*	*	*	*	*	*	*	*	*	*	*	*	*	*	*	*	*	*
20/06/2022	18:00	*	*	*	*	*	*	*	*	*	*	*	*	*	*	*	*	*	*	*	*	*	*	*	*	*	*
20/06/2022	19:00	*	*	*	*	*	*	*	*	*	*	*	*	*	*	*	*	*	*	*	*	*	*	*	*	*	*
20/06/2022	20:00	*	*	*	*	*	*	*	*	*	*	*	*	*	*	*	*	*	*	*	*	*	*	*	*	*	*
20/06/2022	21:00	*	*	*	*	*	*	*	*	*	*	*	*	*	*	*	*	*	*	*	*	*	*	*	*	*	*
20/06/2022	22:00	*	*	*	*	*	*	*	*	*	*	*	*	*	*	*	*	*	*	*	*	*	*	*	*	*	*
20/06/2022	23:00	*	*	*	*	*	*	*	*	*	*	*	*	*	*	*	*	*	*	*	*	*	*	*	*	*	*
24 Hr Summary		0	0	0	0	0	0	0	0	0	0	0	0	0	0	0	0	0	0	0	0	0	NaN	0	*	*	*

Incoming Histogram

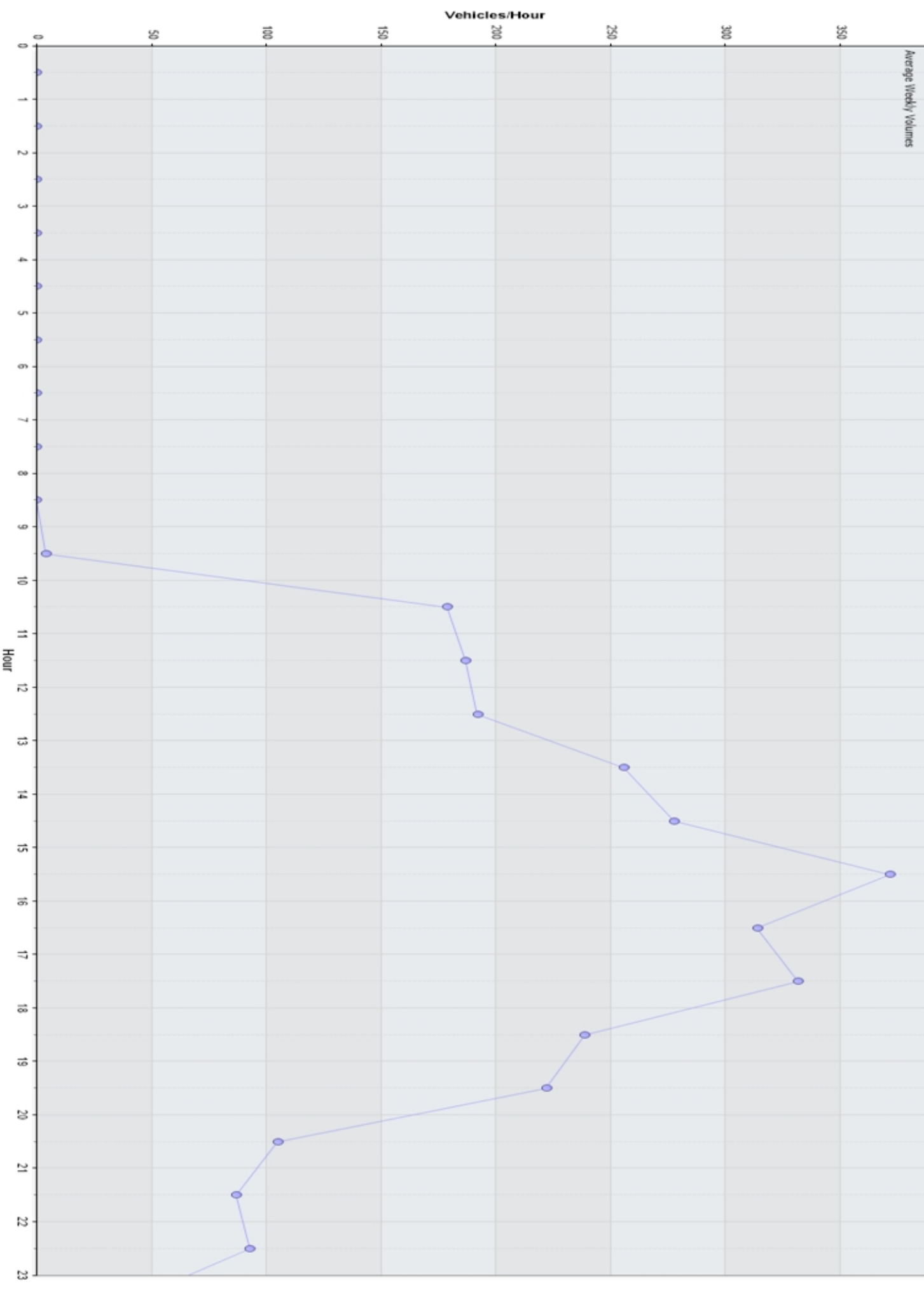
Tithe Barn Lane (A28 facing) June 2022

from Fri-Apr-22-2022-10-00-AM to Tue-Jun-21-2022-11-59-AM

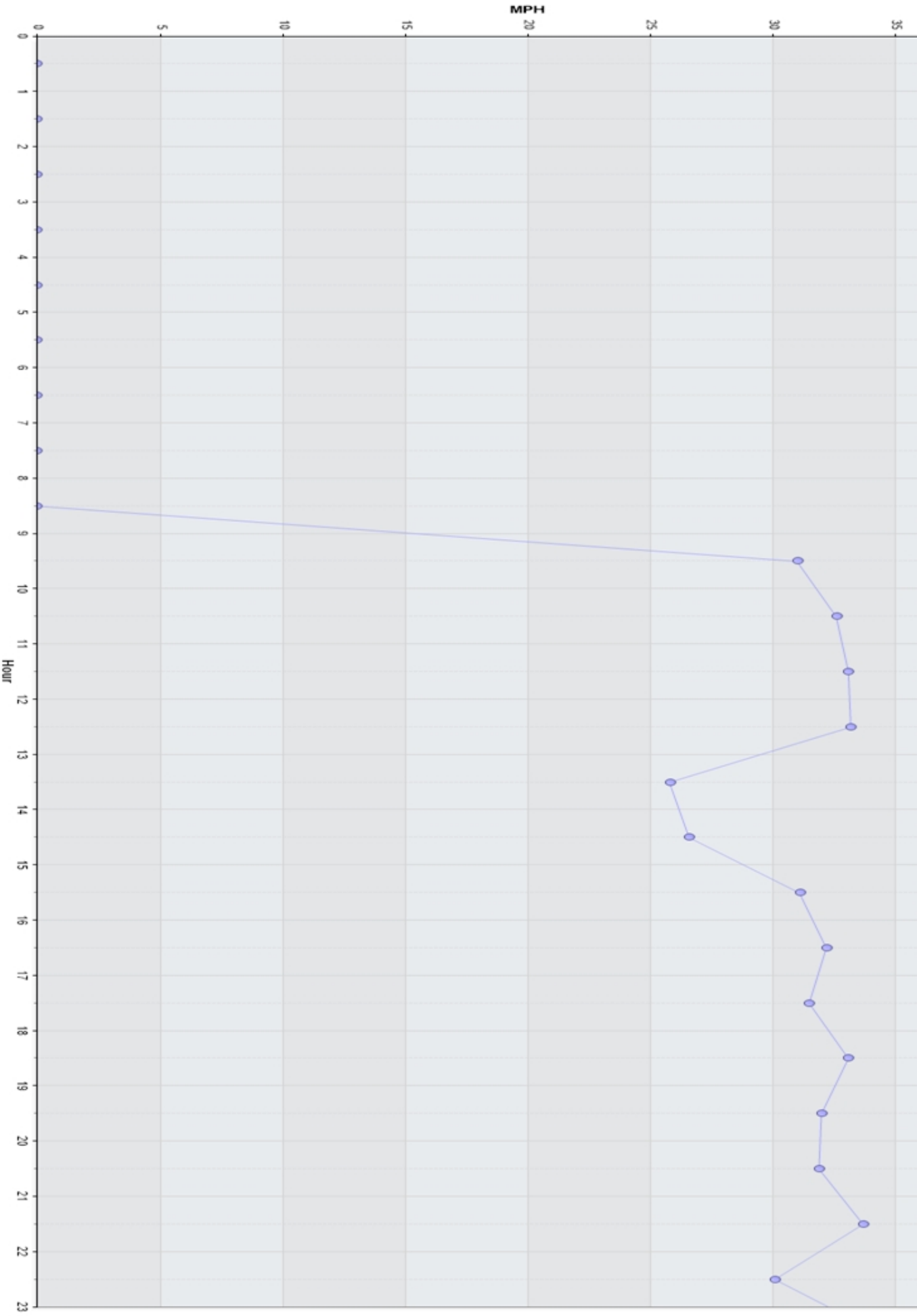
Date	Starting Hr:min	<15	15 to <20	20 to <25	25 to <30	30 to <35	35 to <40	40 to <45	45 to <50	50 to <55	55 to <60	60 to <65	65 to <70	70 to <75	75 to <80	80 to <85	85 to <90	90 to <95	95 to <100	100 to >105	Total Counts	Avg Speed (MPH)	85pet Speed	10MPH Pace	% in pace	# of Speeders	% Speeders	
21/06/2022	00:00	*	*	*	*	*	*	*	*	*	*	*	*	*	*	*	*	*	*	*	*	*	*	*	*	*	*	
21/06/2022	01:00	*	*	*	*	*	*	*	*	*	*	*	*	*	*	*	*	*	*	*	*	*	*	*	*	*	*	
21/06/2022	02:00	*	*	*	*	*	*	*	*	*	*	*	*	*	*	*	*	*	*	*	*	*	*	*	*	*	*	
21/06/2022	03:00	*	*	*	*	*	*	*	*	*	*	*	*	*	*	*	*	*	*	*	*	*	*	*	*	*	*	
21/06/2022	04:00	*	*	*	*	*	*	*	*	*	*	*	*	*	*	*	*	*	*	*	*	*	*	*	*	*	*	
21/06/2022	05:00	*	*	*	*	*	*	*	*	*	*	*	*	*	*	*	*	*	*	*	*	*	*	*	*	*	*	
21/06/2022	06:00	*	*	*	*	*	*	*	*	*	*	*	*	*	*	*	*	*	*	*	*	*	*	*	*	*	*	
21/06/2022	07:00	*	*	*	*	*	*	*	*	*	*	*	*	*	*	*	*	*	*	*	*	*	*	*	*	*	*	
21/06/2022	08:00	*	*	*	*	*	*	*	*	*	*	*	*	*	*	*	*	*	*	*	*	*	*	*	*	*	*	
21/06/2022	09:00	*	*	*	*	*	*	*	*	*	*	*	*	*	*	*	*	*	*	*	*	*	*	*	*	*	*	
21/06/2022	10:00	*	*	*	*	*	*	*	*	*	*	*	*	*	*	*	*	*	*	*	*	*	*	*	*	*	*	
21/06/2022	11:00	0	0	0	0	0	0	0	0	0	0	0	0	0	0	0	0	0	0	0	0	0	0	0	*	*	*	
21/06/2022	12:00	*	*	*	*	*	*	*	*	*	*	*	*	*	*	*	*	*	*	*	*	*	*	*	*	*	*	*
21/06/2022	13:00	*	*	*	*	*	*	*	*	*	*	*	*	*	*	*	*	*	*	*	*	*	*	*	*	*	*	*
21/06/2022	14:00	*	*	*	*	*	*	*	*	*	*	*	*	*	*	*	*	*	*	*	*	*	*	*	*	*	*	*
21/06/2022	15:00	*	*	*	*	*	*	*	*	*	*	*	*	*	*	*	*	*	*	*	*	*	*	*	*	*	*	*
21/06/2022	16:00	*	*	*	*	*	*	*	*	*	*	*	*	*	*	*	*	*	*	*	*	*	*	*	*	*	*	*
21/06/2022	17:00	*	*	*	*	*	*	*	*	*	*	*	*	*	*	*	*	*	*	*	*	*	*	*	*	*	*	*
21/06/2022	18:00	*	*	*	*	*	*	*	*	*	*	*	*	*	*	*	*	*	*	*	*	*	*	*	*	*	*	*
21/06/2022	19:00	*	*	*	*	*	*	*	*	*	*	*	*	*	*	*	*	*	*	*	*	*	*	*	*	*	*	*
21/06/2022	20:00	*	*	*	*	*	*	*	*	*	*	*	*	*	*	*	*	*	*	*	*	*	*	*	*	*	*	*
21/06/2022	21:00	*	*	*	*	*	*	*	*	*	*	*	*	*	*	*	*	*	*	*	*	*	*	*	*	*	*	*
21/06/2022	22:00	*	*	*	*	*	*	*	*	*	*	*	*	*	*	*	*	*	*	*	*	*	*	*	*	*	*	*
21/06/2022	23:00	*	*	*	*	*	*	*	*	*	*	*	*	*	*	*	*	*	*	*	*	*	*	*	*	*	*	*
24 Hr Summary		0	0	0	0	0	0	0	0	0	0	0	0	0	0	0	0	0	0	0	0	0	NaN	0	*	*	*	

Title Barn Lane (A28 facing) June 2022

Incoming Average Hourly Volume for Week of 18/04/2022
Average Counts By Hour (18/04/2022) Average Counts By Hour (18/04/2022)



Average Weekly Speeds



Incoming: Daily Volume for Week of 18/04/2022

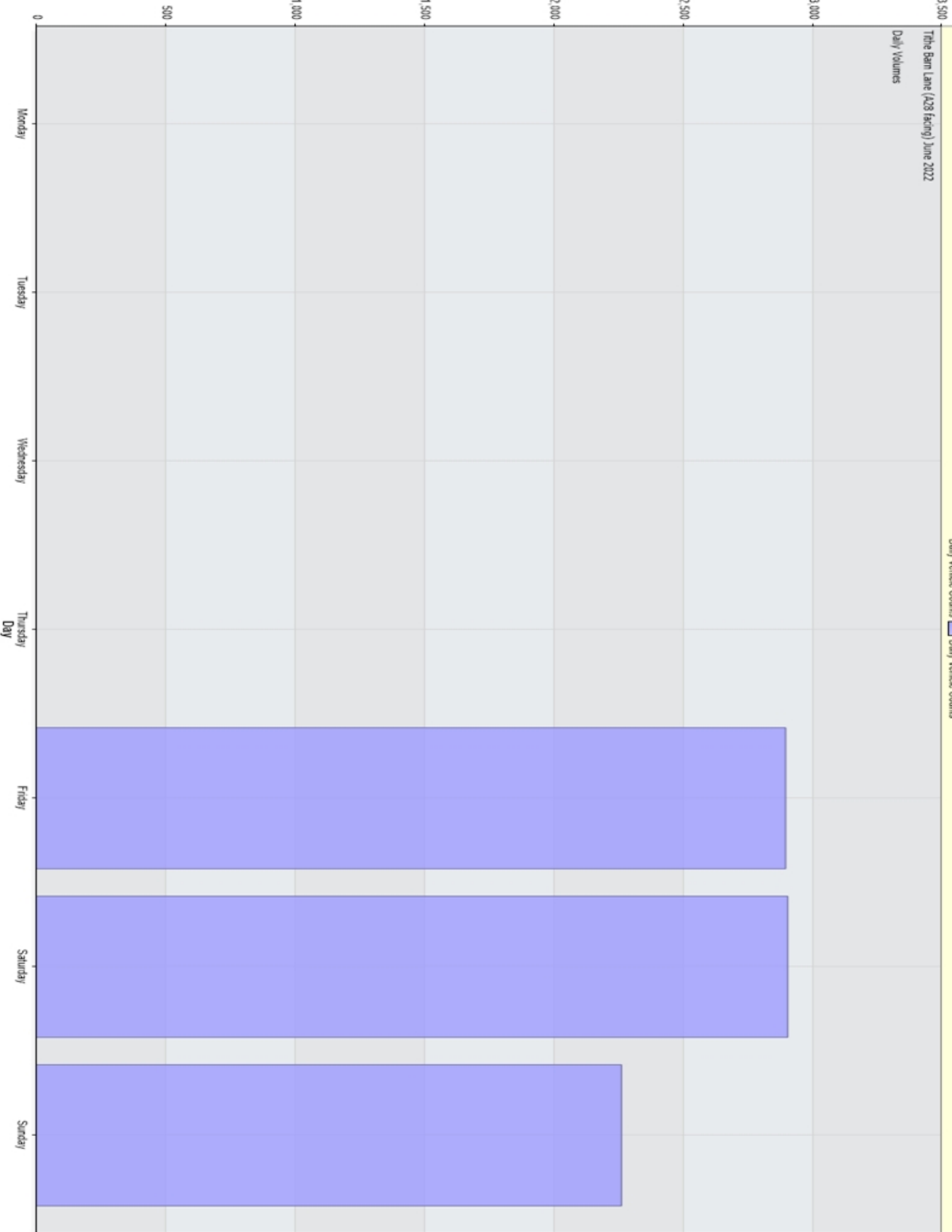
Day/ Vehicle Counts

Day/ Vehicle Counts

Title Barn Lane (A28 facing) June 2022

Day/ Volumes

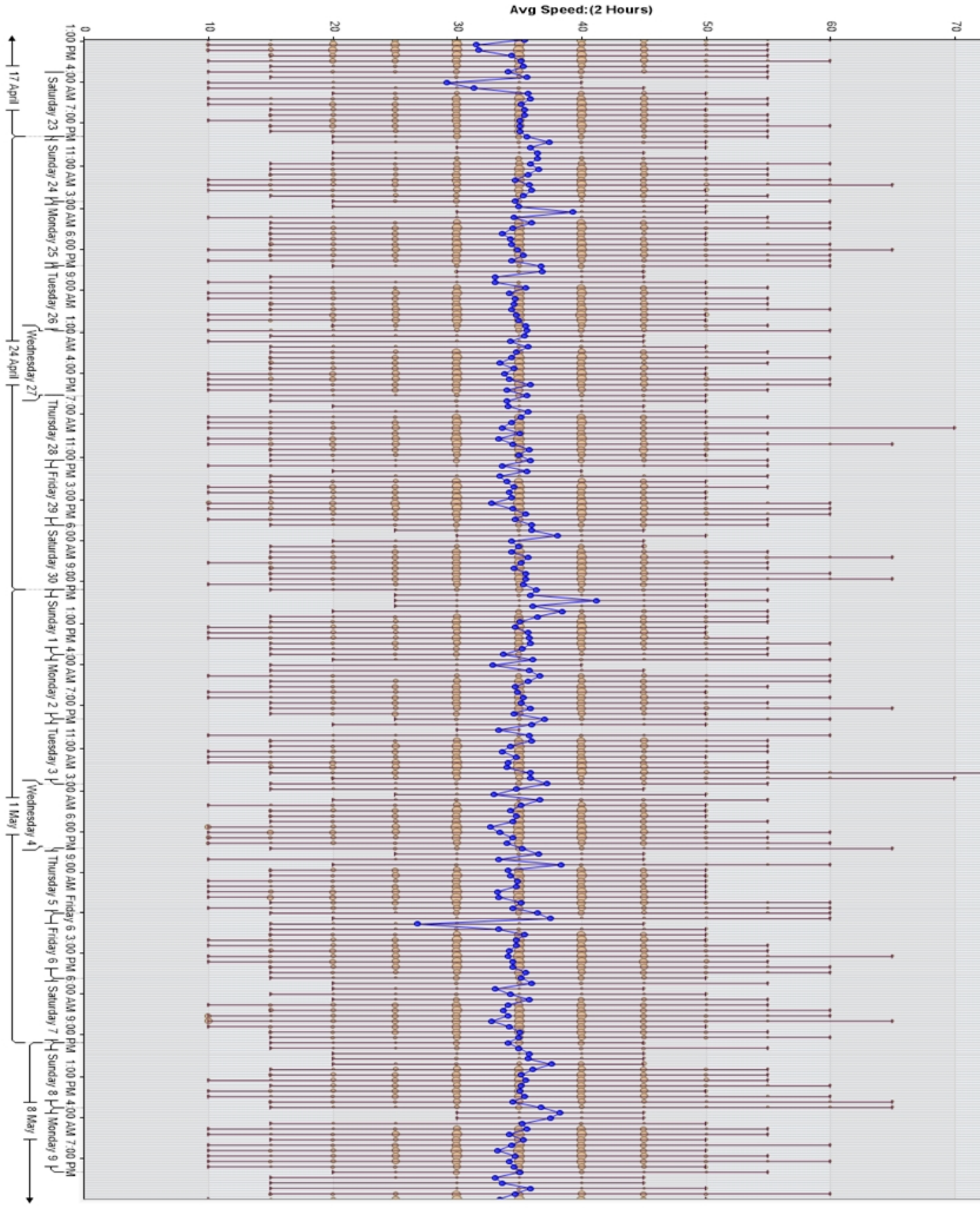
Vehicles

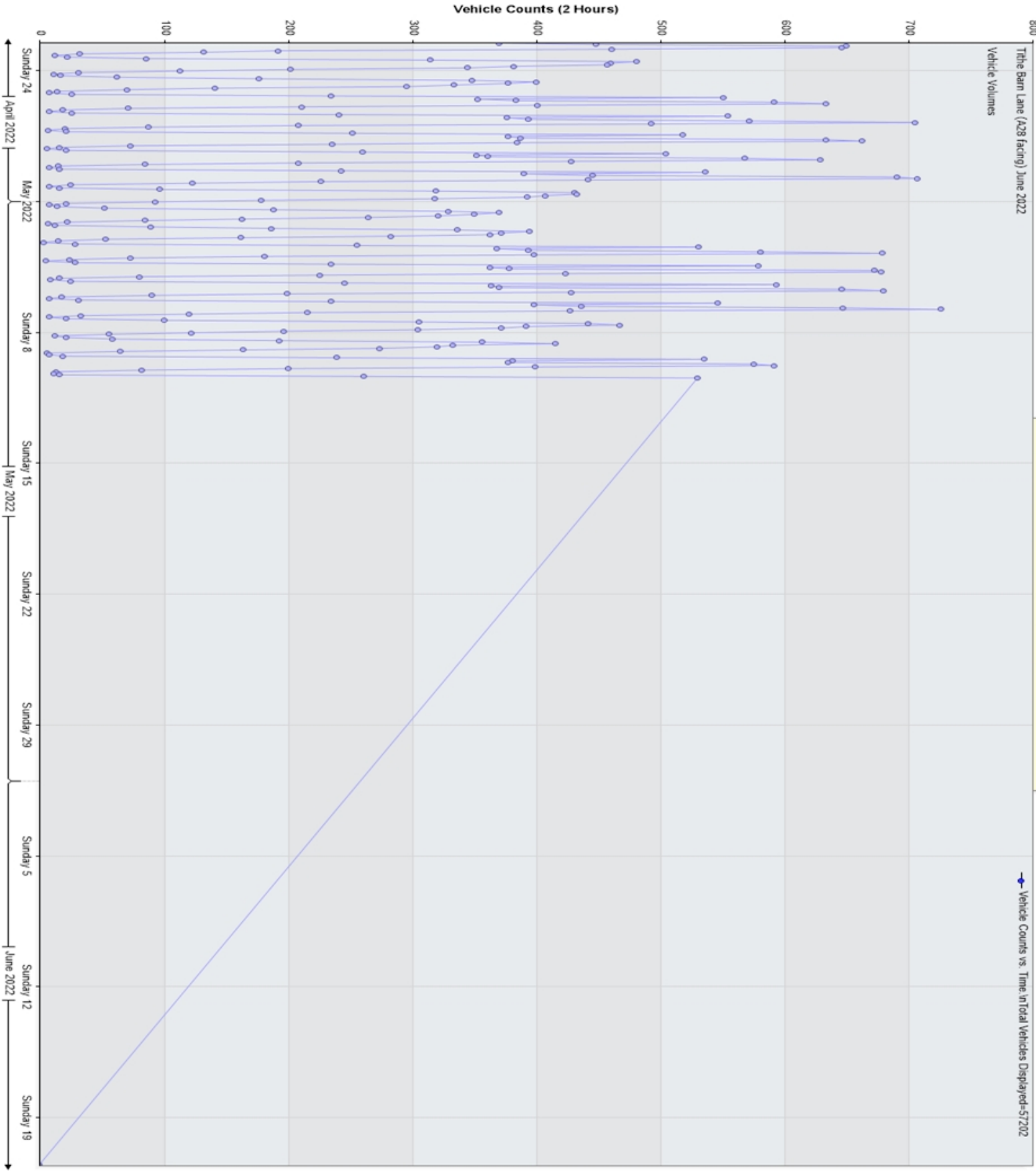


Tribble Barn Lane (A28 facing) June 2022

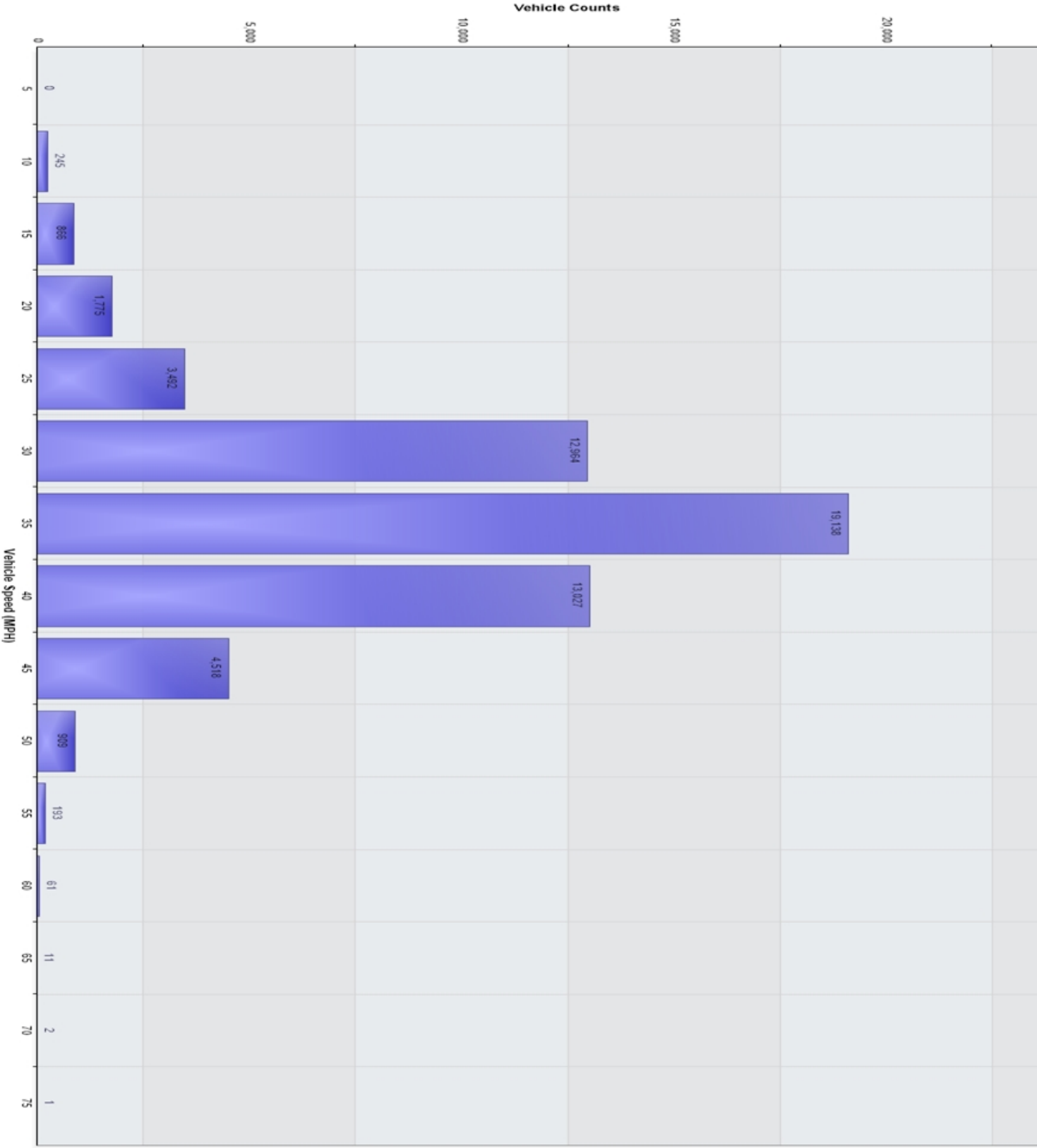
Average Speed Chart

● Average Vehicle Speed
● Total Vehicles Displayed=57202
● Vehicles Detected
(size of bubble = vehicle density)
22/04/2022 12:00:00 through 10/05/2022 10:00:00





Volume By Speed Histogram



SSM Pt Speed- 38.9 MPH
Vehicles in data- 57202
22/04/2022 10:00:00 to 21/06/2022 11:59:59

