

For Project: Knoll Lane Facing ?? August 2022
 Project Notes:
 Location/Name: Incoming
 Report Generated: 17/08/2022 13:45
 Speed Intervals: 5 MPH
 Time Intervals: Instant
 Traffic Report From: 04/07/2022 14:00:00 through 17/08/2022 13:59:59
 85th Percentile Speed: 38.9 MPH
 85th Percentile Vehicles: 67971
 Max Speed: 75 MPH on 11/07/2022 05:50:00
 Total Vehicles: 79966
 AADT: 1817

Volumes - weekly counts

Time	5 Day	7 Day
Average Daily	4152	3983
AM Peak 08:00	294	253
PM Peak 05:00	434	375

Speed

Speed Limit: 35
 85th Percentile Speed: 38.9
 50th Percentile Speed: 32.5
 10 MPH Pace Interval: 25.0 MPH to 35.0 MPH
 Average Speed: 32.8

	Monday	Tuesday	Wednesday	Thursday	Friday	Saturday	Sunday
Count over limit	3643	4343	4309	4177	4486	2822	2354
% over limit	33.0	32.7	31.4	30.6	31.9	35.6	37.2
Avg Speeder	39.5	39.5	39.5	39.4	39.4	39.7	39.7

Day/Time Ending	85th pctl (MPH)	85th pctl cnts	Total Cnts	Max Speed	Avg Speeder	% Speeders
04/07/2022 03:00:00 PM	39.2	128	150	50	39.2	34.7%
04/07/2022 04:00:00 PM	37.5	354	417	50	38.9	24.5%
04/07/2022 05:00:00 PM	38.8	341	401	55	39.7	29.9%
04/07/2022 06:00:00 PM	38.7	370	435	55	39.7	29.0%
04/07/2022 07:00:00 PM	39.2	326	384	55	39.7	32.8%
04/07/2022 08:00:00 PM	40.3	204	240	50	39.9	41.3%
04/07/2022 09:00:00 PM	41.4	144	170	60	40.4	47.1%
04/07/2022 10:00:00 PM	39.7	109	128	55	40.0	35.9%
04/07/2022 11:00:00 PM	40.0	72	85	55	41.4	31.8%
05/07/2022 12:00:00 AM	42.0	40	47	60	42.2	34.0%
05/07/2022 01:00:00 AM	42.5	22	26	60	41.1	53.8%
05/07/2022 02:00:00 AM	38.0	8	10	40	37.5	50.0%
05/07/2022 03:00:00 AM	39.0	8	9	40	37.5	55.6%
05/07/2022 04:00:00 AM	35.0	6	7	40	37.5	14.3%
05/07/2022 05:00:00 AM	52.5	13	15	55	45.3	60.0%
05/07/2022 06:00:00 AM	37.9	24	28	45	38.1	28.6%
05/07/2022 07:00:00 AM	42.1	94	110	50	40.2	49.1%
05/07/2022 08:00:00 AM	39.6	189	222	55	39.4	41.4%
05/07/2022 09:00:00 AM	39.1	274	322	55	39.4	34.5%
05/07/2022 10:00:00 AM	39.0	182	214	50	38.8	38.8%
05/07/2022 11:00:00 AM	38.6	185	218	55	39.7	28.4%
05/07/2022 12:00:00 PM	38.5	212	249	50	39.4	26.5%
05/07/2022 01:00:00 PM	38.6	200	235	50	39.4	28.5%
05/07/2022 02:00:00 PM	39.3	224	264	55	39.7	33.3%
05/07/2022 03:00:00 PM	37.5	264	311	50	38.7	24.8%
05/07/2022 04:00:00 PM	37.6	342	402	50	39.1	23.4%
05/07/2022 05:00:00 PM	38.7	332	391	50	38.9	33.2%
05/07/2022 06:00:00 PM	37.5	379	446	55	38.9	24.4%
05/07/2022 07:00:00 PM	39.0	291	342	60	39.1	34.8%
05/07/2022 08:00:00 PM	39.9	228	268	50	39.6	39.6%
05/07/2022 09:00:00 PM	38.9	159	187	50	39.3	34.2%
05/07/2022 10:00:00 PM	39.6	127	149	60	39.4	40.9%
05/07/2022 11:00:00 PM	38.6	93	109	60	39.7	29.4%
06/07/2022 12:00:00 AM	40.8	45	53	55	39.9	50.9%
06/07/2022 01:00:00 AM	45.0	17	20	60	42.5	60.0%
06/07/2022 02:00:00 AM	42.5	9	11	60	47.5	27.3%
06/07/2022 03:00:00 AM	40.0	6	7	45	38.8	57.1%
06/07/2022 04:00:00 AM	40.0	4	5	50	42.5	40.0%
06/07/2022 05:00:00 AM	35.0	8	9	45	42.5	11.1%
06/07/2022 06:00:00 AM	44.2	25	29	50	41.5	51.7%
06/07/2022 07:00:00 AM	43.4	82	96	55	40.6	60.4%
06/07/2022 08:00:00 AM	41.1	187	220	55	39.9	46.4%
06/07/2022 09:00:00 AM	38.4	260	306	55	38.9	32.7%
06/07/2022 10:00:00 AM	39.2	212	249	50	39.5	32.9%
06/07/2022 11:00:00 AM	39.0	181	213	50	39.0	34.7%
06/07/2022 12:00:00 PM	38.7	214	252	55	39.4	29.8%
06/07/2022 01:00:00 PM	38.8	201	237	55	39.6	31.6%
06/07/2022 02:00:00 PM	38.6	178	210	55	39.4	32.9%
06/07/2022 03:00:00 PM	38.1	268	315	55	39.1	27.6%

06/07/2022 04:00:00 PM	37.3	334	393	50	38.4	24.7%
06/07/2022 05:00:00 PM	38.3	349	411	55	38.8	31.4%
06/07/2022 06:00:00 PM	37.2	405	477	60	39.1	23.3%
06/07/2022 07:00:00 PM	39.1	307	361	60	39.3	36.8%
06/07/2022 08:00:00 PM	41.7	206	242	55	40.4	43.0%
06/07/2022 09:00:00 PM	39.5	156	183	55	39.6	37.2%
06/07/2022 10:00:00 PM	39.0	132	155	60	40.6	28.4%
06/07/2022 11:00:00 PM	39.3	99	117	50	40.3	30.8%
07/07/2022 12:00:00 AM	41.9	42	50	55	41.7	38.0%
07/07/2022 01:00:00 AM	43.0	20	24	50	41.3	50.0%
07/07/2022 02:00:00 AM	38.3	9	11	40	37.5	54.5%
07/07/2022 03:00:00 AM	43.3	7	8	45	40.5	62.5%
07/07/2022 04:00:00 AM	40.0	5	6	45	39.2	50.0%
07/07/2022 05:00:00 AM	35.0	4	5	45	42.5	20.0%
07/07/2022 06:00:00 AM	42.5	21	25	55	41.3	48.0%
07/07/2022 07:00:00 AM	42.5	73	86	60	40.6	52.3%
07/07/2022 08:00:00 AM	40.2	191	225	50	40.4	36.4%
07/07/2022 09:00:00 AM	38.7	261	307	60	39.3	31.6%
07/07/2022 10:00:00 AM	39.8	192	226	50	39.4	41.6%
07/07/2022 11:00:00 AM	38.1	194	228	45	38.7	28.5%
07/07/2022 12:00:00 PM	38.0	201	237	50	38.8	28.7%
07/07/2022 01:00:00 PM	38.5	184	217	55	39.2	31.8%
07/07/2022 02:00:00 PM	37.7	236	278	60	39.4	24.8%
07/07/2022 03:00:00 PM	36.9	261	307	60	39.3	20.8%
07/07/2022 04:00:00 PM	37.7	351	413	50	38.6	26.4%
07/07/2022 05:00:00 PM	38.3	369	434	55	39.2	28.3%
07/07/2022 06:00:00 PM	38.6	384	452	60	39.4	29.4%
07/07/2022 07:00:00 PM	38.8	312	367	55	39.3	32.7%
07/07/2022 08:00:00 PM	39.0	232	273	55	39.3	36.3%
07/07/2022 09:00:00 PM	39.0	198	233	65	40.3	30.9%
07/07/2022 10:00:00 PM	39.7	139	164	60	40.4	34.1%
07/07/2022 11:00:00 PM	38.4	84	99	55	39.2	30.3%
08/07/2022 12:00:00 AM	39.5	40	47	50	39.6	36.2%
08/07/2022 01:00:00 AM	41.2	20	23	45	39.7	39.1%
08/07/2022 02:00:00 AM	42.5	13	15	60	41.8	46.7%
08/07/2022 03:00:00 AM	37.5	8	9	40	37.5	22.2%
08/07/2022 04:00:00 AM	50.0	8	9	55	45.0	44.4%
08/07/2022 05:00:00 AM	40.0	8	10	50	41.5	50.0%
08/07/2022 06:00:00 AM	37.8	23	27	40	37.5	33.3%
08/07/2022 07:00:00 AM	43.5	65	76	55	40.7	57.9%
08/07/2022 08:00:00 AM	39.7	167	196	50	39.2	42.3%
08/07/2022 09:00:00 AM	38.5	246	289	55	39.3	29.8%
08/07/2022 10:00:00 AM	38.4	228	268	50	39.1	29.1%
08/07/2022 11:00:00 AM	38.1	221	260	50	38.6	29.2%
08/07/2022 12:00:00 PM	38.7	207	244	55	39.4	33.2%
08/07/2022 01:00:00 PM	39.4	215	253	55	39.3	37.5%
08/07/2022 02:00:00 PM	38.8	245	288	50	39.1	33.3%
08/07/2022 03:00:00 PM	38.4	301	354	55	39.0	31.4%
08/07/2022 04:00:00 PM	38.7	400	471	50	39.7	28.9%
08/07/2022 05:00:00 PM	38.8	335	394	55	39.4	32.7%

08/07/2022 06:00:00 PM	39.4	341	401	55	39.5	36.4%
08/07/2022 07:00:00 PM	38.8	320	377	50	39.3	33.2%
08/07/2022 08:00:00 PM	39.2	210	247	55	39.9	31.6%
08/07/2022 09:00:00 PM	39.4	172	202	50	39.9	31.7%
08/07/2022 10:00:00 PM	39.3	124	146	50	39.5	35.6%
08/07/2022 11:00:00 PM	39.5	110	129	55	40.6	34.1%
09/07/2022 12:00:00 AM	39.1	80	94	60	39.4	38.3%
09/07/2022 01:00:00 AM	43.1	35	41	55	41.1	51.2%
09/07/2022 02:00:00 AM	41.7	17	20	50	40.6	40.0%
09/07/2022 03:00:00 AM	52.5	13	15	60	50.0	26.7%
09/07/2022 04:00:00 AM	40.0	6	7	45	39.2	42.9%
09/07/2022 05:00:00 AM	43.8	10	12	50	41.8	58.3%
09/07/2022 06:00:00 AM	35.0	11	13	50	42.5	15.4%
09/07/2022 07:00:00 AM	43.9	26	31	55	41.3	67.7%
09/07/2022 08:00:00 AM	40.0	73	86	60	40.0	48.8%
09/07/2022 09:00:00 AM	39.1	119	140	50	39.0	37.1%
09/07/2022 10:00:00 AM	38.4	164	193	50	39.2	29.0%
09/07/2022 11:00:00 AM	38.8	261	307	50	39.5	29.6%
09/07/2022 12:00:00 PM	38.9	261	307	50	39.9	27.4%
09/07/2022 01:00:00 PM	38.9	293	345	55	39.3	33.0%
09/07/2022 02:00:00 PM	38.9	270	318	60	39.1	36.5%
09/07/2022 03:00:00 PM	38.5	269	316	60	39.3	30.7%
09/07/2022 04:00:00 PM	38.9	255	300	55	39.3	35.0%
09/07/2022 05:00:00 PM	39.6	218	256	60	39.5	40.6%
09/07/2022 06:00:00 PM	39.8	230	270	60	39.6	45.6%
09/07/2022 07:00:00 PM	39.4	207	244	50	39.1	41.0%
09/07/2022 08:00:00 PM	40.0	178	210	55	39.7	42.4%
09/07/2022 09:00:00 PM	39.9	136	160	65	39.8	45.6%
09/07/2022 10:00:00 PM	39.8	131	154	50	39.5	39.6%
09/07/2022 11:00:00 PM	39.3	122	144	50	40.2	28.5%
10/07/2022 12:00:00 AM	37.4	79	93	50	38.6	24.7%
10/07/2022 01:00:00 AM	37.5	30	35	45	38.1	25.7%
10/07/2022 02:00:00 AM	38.8	12	14	45	38.5	35.7%
10/07/2022 03:00:00 AM	45.0	14	16	55	41.4	56.3%
10/07/2022 04:00:00 AM	48.3	8	9	50	44.2	66.7%
10/07/2022 05:00:00 AM	42.5	9	11	50	41.5	45.5%
10/07/2022 06:00:00 AM	42.5	19	22	45	40.5	45.5%
10/07/2022 07:00:00 AM	44.3	20	24	60	42.8	62.5%
10/07/2022 08:00:00 AM	40.0	36	42	50	39.4	50.0%
10/07/2022 09:00:00 AM	39.5	63	74	45	39.0	40.5%
10/07/2022 10:00:00 AM	39.8	133	157	55	39.7	40.8%
10/07/2022 11:00:00 AM	39.0	190	223	55	39.4	33.2%
10/07/2022 12:00:00 PM	38.6	239	281	55	39.1	33.8%
10/07/2022 01:00:00 PM	38.8	242	285	55	39.5	30.9%
10/07/2022 02:00:00 PM	38.3	249	293	50	38.8	31.1%
10/07/2022 03:00:00 PM	39.0	230	270	55	39.3	33.7%
10/07/2022 04:00:00 PM	38.5	190	224	50	38.5	35.7%
10/07/2022 05:00:00 PM	39.2	195	229	60	40.3	29.3%
10/07/2022 06:00:00 PM	41.8	165	194	60	40.4	51.5%
10/07/2022 07:00:00 PM	40.3	155	182	50	40.3	38.5%

10/07/2022 08:00:00 PM	39.6	140	165	50	39.6	40.6%
10/07/2022 09:00:00 PM	41.7	124	146	55	40.2	49.3%
10/07/2022 10:00:00 PM	40.0	84	99	55	40.1	38.4%
10/07/2022 11:00:00 PM	39.3	81	95	60	40.1	34.7%
11/07/2022 12:00:00 AM	39.4	31	36	50	39.8	36.1%
11/07/2022 01:00:00 AM	39.0	12	14	55	40.0	42.9%
11/07/2022 02:00:00 AM	45.0	8	9	60	42.5	55.6%
11/07/2022 03:00:00 AM	40.0	7	8	45	39.2	37.5%
11/07/2022 04:00:00 AM	52.5	6	7	55	47.5	57.1%
11/07/2022 05:00:00 AM	42.5	10	12	50	41.5	41.7%
11/07/2022 06:00:00 AM	44.4	26	30	75	42.5	66.7%
11/07/2022 07:00:00 AM	45.0	56	66	55	41.8	65.2%
11/07/2022 08:00:00 AM	40.8	181	213	55	40.2	39.4%
11/07/2022 09:00:00 AM	38.5	258	304	50	38.6	35.5%
11/07/2022 10:00:00 AM	38.4	211	248	55	39.1	31.0%
11/07/2022 11:00:00 AM	38.3	200	235	50	38.8	30.6%
11/07/2022 12:00:00 PM	39.3	182	214	60	39.5	36.9%
11/07/2022 01:00:00 PM	38.4	222	261	65	40.2	24.9%
11/07/2022 02:00:00 PM	38.4	213	251	50	38.8	31.1%
11/07/2022 03:00:00 PM	37.8	265	312	50	39.4	24.7%
11/07/2022 04:00:00 PM	38.5	316	372	55	39.2	30.6%
11/07/2022 05:00:00 PM	38.6	320	376	60	39.5	29.5%
11/07/2022 06:00:00 PM	39.0	382	450	60	39.9	32.2%
11/07/2022 07:00:00 PM	38.2	319	375	55	39.1	28.0%
11/07/2022 08:00:00 PM	39.4	218	257	60	39.8	34.6%
11/07/2022 09:00:00 PM	38.0	161	189	55	38.6	29.1%
11/07/2022 10:00:00 PM	39.0	121	142	50	40.1	29.6%
11/07/2022 11:00:00 PM	39.0	72	85	50	39.7	34.1%
12/07/2022 12:00:00 AM	42.5	31	36	55	40.9	44.4%
12/07/2022 01:00:00 AM	38.6	13	15	40	37.5	46.7%
12/07/2022 02:00:00 AM	43.3	13	15	50	41.7	40.0%
12/07/2022 03:00:00 AM	40.0	9	11	55	41.5	45.5%
12/07/2022 04:00:00 AM	50.0	7	8	60	45.0	50.0%
12/07/2022 05:00:00 AM	38.3	14	16	65	43.8	25.0%
12/07/2022 06:00:00 AM	42.5	22	26	50	40.6	50.0%
12/07/2022 07:00:00 AM	42.9	76	90	55	41.0	48.9%
12/07/2022 08:00:00 AM	40.0	183	215	50	39.6	37.7%
12/07/2022 09:00:00 AM	38.2	254	299	50	38.7	30.4%
12/07/2022 10:00:00 AM	38.4	184	217	50	38.8	31.3%
12/07/2022 11:00:00 AM	37.9	212	250	50	38.5	28.8%
12/07/2022 12:00:00 PM	38.0	215	253	50	38.9	28.1%
12/07/2022 01:00:00 PM	39.2	212	250	55	39.7	33.2%
12/07/2022 02:00:00 PM	40.0	225	265	50	39.7	37.0%
12/07/2022 03:00:00 PM	37.9	279	328	50	39.7	24.1%
12/07/2022 04:00:00 PM	37.7	362	426	55	39.2	25.4%
12/07/2022 05:00:00 PM	38.1	353	415	60	39.4	26.5%
12/07/2022 06:00:00 PM	37.9	377	444	50	39.0	27.0%
12/07/2022 07:00:00 PM	37.0	288	339	55	39.1	21.5%
12/07/2022 08:00:00 PM	39.1	222	261	55	39.9	31.0%
12/07/2022 09:00:00 PM	38.8	155	182	50	39.5	28.0%

12/07/2022 10:00:00 PM	38.6	133	156	55	38.8	34.6%
12/07/2022 11:00:00 PM	39.4	88	103	50	40.3	28.2%
13/07/2022 12:00:00 AM	43.0	42	49	60	43.1	34.7%
13/07/2022 01:00:00 AM	40.0	17	20	50	40.6	40.0%
13/07/2022 02:00:00 AM	35.0	5	6	50	47.5	16.7%
13/07/2022 03:00:00 AM	45.0	4	5	50	45.0	40.0%
13/07/2022 04:00:00 AM	45.0	5	6	50	42.5	50.0%
13/07/2022 05:00:00 AM	35.0	7	8	40	37.5	12.5%
13/07/2022 06:00:00 AM	45.0	26	31	55	42.2	54.8%
13/07/2022 07:00:00 AM	42.3	72	85	50	40.5	48.2%
13/07/2022 08:00:00 AM	39.9	174	205	55	39.5	51.2%
13/07/2022 09:00:00 AM	38.1	286	337	55	38.7	29.4%
13/07/2022 10:00:00 AM	38.1	196	231	50	39.4	26.8%
13/07/2022 11:00:00 AM	37.7	191	225	55	39.4	24.0%
13/07/2022 12:00:00 PM	38.4	197	232	50	39.2	28.0%
13/07/2022 01:00:00 PM	38.6	182	214	60	40.5	26.6%
13/07/2022 02:00:00 PM	38.8	235	276	55	39.1	31.9%
13/07/2022 03:00:00 PM	38.4	283	333	55	39.6	27.6%
13/07/2022 04:00:00 PM	37.8	380	447	50	39.1	24.8%
13/07/2022 05:00:00 PM	38.8	346	407	60	39.6	29.5%
13/07/2022 06:00:00 PM	37.3	398	468	55	39.0	22.9%
13/07/2022 07:00:00 PM	38.5	305	359	55	39.2	29.5%
13/07/2022 08:00:00 PM	39.4	204	240	55	39.9	36.7%
13/07/2022 09:00:00 PM	39.6	195	229	50	39.8	34.5%
13/07/2022 10:00:00 PM	39.0	116	136	55	40.2	28.7%
13/07/2022 11:00:00 PM	39.0	84	99	55	39.6	36.4%
14/07/2022 12:00:00 AM	40.0	43	51	55	40.4	37.3%
14/07/2022 01:00:00 AM	39.4	20	23	45	38.5	43.5%
14/07/2022 02:00:00 AM	45.0	19	22	55	42.5	36.4%
14/07/2022 03:00:00 AM	37.5	6	7	40	37.5	28.6%
14/07/2022 04:00:00 AM	45.0	4	5	50	42.5	60.0%
14/07/2022 05:00:00 AM	43.3	13	15	50	41.1	46.7%
14/07/2022 06:00:00 AM	41.2	23	27	50	40.0	44.4%
14/07/2022 07:00:00 AM	42.9	74	87	60	41.2	47.1%
14/07/2022 08:00:00 AM	39.6	189	222	55	39.7	38.3%
14/07/2022 09:00:00 AM	38.6	264	311	50	39.1	31.2%
14/07/2022 10:00:00 AM	38.4	196	231	45	38.6	32.0%
14/07/2022 11:00:00 AM	38.2	195	229	50	39.2	29.3%
14/07/2022 12:00:00 PM	39.0	214	252	60	40.0	29.8%
14/07/2022 01:00:00 PM	39.1	196	231	55	39.6	33.8%
14/07/2022 02:00:00 PM	38.7	224	264	70	39.7	30.7%
14/07/2022 03:00:00 PM	38.0	298	351	50	38.9	28.5%
14/07/2022 04:00:00 PM	38.0	407	479	70	39.5	25.7%
14/07/2022 05:00:00 PM	39.1	332	390	55	39.8	30.8%
14/07/2022 06:00:00 PM	37.9	366	431	55	39.5	24.4%
14/07/2022 07:00:00 PM	38.5	294	346	60	39.5	28.9%
14/07/2022 08:00:00 PM	38.5	242	285	55	39.4	29.5%
14/07/2022 09:00:00 PM	40.4	177	208	70	40.7	37.0%
14/07/2022 10:00:00 PM	37.6	128	150	55	39.2	23.3%
14/07/2022 11:00:00 PM	39.1	94	110	55	39.4	36.4%

15/07/2022 12:00:00 AM	40.0	42	50	55	40.2	48.0%
15/07/2022 01:00:00 AM	41.7	14	17	65	42.5	47.1%
15/07/2022 02:00:00 AM	45.0	8	9	50	40.5	55.6%
15/07/2022 03:00:00 AM	38.8	10	12	45	38.5	41.7%
15/07/2022 04:00:00 AM	35.0	5	6	45	42.5	16.7%
15/07/2022 05:00:00 AM	42.5	9	11	50	42.5	36.4%
15/07/2022 06:00:00 AM	46.2	25	29	55	42.8	58.6%
15/07/2022 07:00:00 AM	44.2	81	95	55	41.3	58.9%
15/07/2022 08:00:00 AM	39.6	162	191	55	39.5	42.4%
15/07/2022 09:00:00 AM	38.0	274	322	55	38.9	27.6%
15/07/2022 10:00:00 AM	37.5	246	289	55	38.6	24.9%
15/07/2022 11:00:00 AM	37.8	218	256	45	38.4	27.3%
15/07/2022 12:00:00 PM	38.1	220	259	55	38.7	29.7%
15/07/2022 01:00:00 PM	37.9	242	285	45	38.7	27.0%
15/07/2022 02:00:00 PM	38.7	264	310	55	39.3	31.3%
15/07/2022 03:00:00 PM	38.4	294	346	60	39.2	30.6%
15/07/2022 04:00:00 PM	38.0	375	441	55	39.0	27.7%
15/07/2022 05:00:00 PM	38.8	394	463	55	39.6	28.9%
15/07/2022 06:00:00 PM	38.1	420	494	55	38.8	28.9%
15/07/2022 07:00:00 PM	39.3	304	358	60	39.6	37.2%
15/07/2022 08:00:00 PM	38.8	267	314	65	39.7	33.4%
15/07/2022 09:00:00 PM	38.9	192	226	55	39.9	31.0%
15/07/2022 10:00:00 PM	38.9	141	166	50	39.5	33.1%
15/07/2022 11:00:00 PM	38.1	106	125	55	41.4	21.6%
16/07/2022 12:00:00 AM	40.6	70	82	55	40.2	42.7%
16/07/2022 01:00:00 AM	43.0	41	48	50	41.4	39.6%
16/07/2022 02:00:00 AM	42.0	18	21	45	40.0	47.6%
16/07/2022 03:00:00 AM	44.0	17	20	65	43.5	50.0%
16/07/2022 04:00:00 AM	48.3	12	14	55	43.5	71.4%
16/07/2022 05:00:00 AM	42.5	4	5	45	42.5	40.0%
16/07/2022 06:00:00 AM	45.0	16	19	55	46.1	36.8%
16/07/2022 07:00:00 AM	42.1	37	43	55	40.2	51.2%
16/07/2022 08:00:00 AM	41.4	52	61	50	40.3	44.3%
16/07/2022 09:00:00 AM	40.9	116	137	55	40.2	46.7%
16/07/2022 10:00:00 AM	38.4	188	221	50	38.7	33.0%
16/07/2022 11:00:00 AM	37.8	262	308	50	38.8	26.3%
16/07/2022 12:00:00 PM	39.1	254	299	50	39.5	34.8%
16/07/2022 01:00:00 PM	38.0	272	320	55	39.0	27.8%
16/07/2022 02:00:00 PM	38.5	290	341	55	39.0	32.0%
16/07/2022 03:00:00 PM	39.1	240	282	60	39.7	33.7%
16/07/2022 04:00:00 PM	38.9	258	303	60	39.7	35.0%
16/07/2022 05:00:00 PM	39.8	241	283	65	40.3	36.0%
16/07/2022 06:00:00 PM	39.7	202	238	55	39.8	38.2%
16/07/2022 07:00:00 PM	41.0	197	232	60	40.5	40.1%
16/07/2022 08:00:00 PM	39.1	177	208	70	39.6	34.1%
16/07/2022 09:00:00 PM	41.6	142	167	60	40.4	46.1%
16/07/2022 10:00:00 PM	39.7	117	138	55	40.1	35.5%
16/07/2022 11:00:00 PM	38.4	118	139	55	39.3	29.5%
17/07/2022 12:00:00 AM	39.3	76	90	50	39.3	36.7%
17/07/2022 01:00:00 AM	41.7	46	54	50	40.7	40.7%

17/07/2022 02:00:00 AM	39.3	23	27	50	40.0	37.0%
17/07/2022 03:00:00 AM	45.0	10	12	65	44.5	83.3%
17/07/2022 04:00:00 AM	45.0	11	13	60	41.9	69.2%
17/07/2022 05:00:00 AM	40.0	8	10	45	39.5	50.0%
17/07/2022 06:00:00 AM	43.3	15	18	55	43.9	38.9%
17/07/2022 07:00:00 AM	48.3	26	30	60	43.9	60.0%
17/07/2022 08:00:00 AM	38.8	42	49	45	38.3	38.8%
17/07/2022 09:00:00 AM	40.0	64	75	55	40.1	41.3%
17/07/2022 10:00:00 AM	40.8	129	152	55	40.0	44.7%
17/07/2022 11:00:00 AM	38.6	224	264	55	39.4	30.7%
17/07/2022 12:00:00 PM	39.2	238	280	55	39.5	32.9%
17/07/2022 01:00:00 PM	39.5	233	274	55	39.6	35.8%
17/07/2022 02:00:00 PM	38.8	243	286	60	39.6	31.5%
17/07/2022 03:00:00 PM	38.8	205	241	50	38.8	35.7%
17/07/2022 04:00:00 PM	39.0	177	208	65	39.4	38.9%
17/07/2022 05:00:00 PM	39.0	211	248	65	39.6	33.9%
17/07/2022 06:00:00 PM	40.9	183	215	55	39.8	43.7%
17/07/2022 07:00:00 PM	40.2	162	190	60	39.8	42.1%
17/07/2022 08:00:00 PM	39.7	144	170	60	39.7	40.0%
17/07/2022 09:00:00 PM	40.8	129	152	60	40.7	37.5%
17/07/2022 10:00:00 PM	39.2	94	111	55	40.1	35.1%
17/07/2022 11:00:00 PM	40.0	73	86	60	40.3	43.0%
18/07/2022 12:00:00 AM	39.5	29	34	50	39.5	44.1%
18/07/2022 01:00:00 AM	39.0	14	16	45	38.3	37.5%
18/07/2022 02:00:00 AM	36.7	9	11	40	37.5	27.3%
18/07/2022 03:00:00 AM	40.0	4	5	45	40.0	40.0%
18/07/2022 04:00:00 AM	35.0	3	4	45	42.5	25.0%
18/07/2022 05:00:00 AM	40.0	6	7	45	39.2	42.9%
18/07/2022 06:00:00 AM	40.0	28	33	50	39.8	39.4%
18/07/2022 07:00:00 AM	43.4	64	75	55	40.5	64.0%
18/07/2022 08:00:00 AM	38.7	164	193	55	38.9	35.2%
18/07/2022 09:00:00 AM	38.7	234	275	55	38.9	34.5%
18/07/2022 10:00:00 AM	38.8	217	255	50	38.6	36.1%
18/07/2022 11:00:00 AM	38.0	162	190	60	39.6	25.3%
18/07/2022 12:00:00 PM	38.3	185	218	50	39.1	29.8%
18/07/2022 01:00:00 PM	39.3	202	238	55	39.5	35.7%
18/07/2022 02:00:00 PM	40.0	222	261	55	39.9	40.2%
18/07/2022 03:00:00 PM	39.2	249	293	55	39.4	38.2%
18/07/2022 04:00:00 PM	38.6	313	368	60	39.2	31.3%
18/07/2022 05:00:00 PM	38.4	316	372	50	39.3	28.5%
18/07/2022 06:00:00 PM	39.1	312	367	50	39.1	37.9%
18/07/2022 07:00:00 PM	38.6	252	297	55	39.3	32.0%
18/07/2022 08:00:00 PM	39.7	165	194	55	39.2	42.8%
18/07/2022 09:00:00 PM	39.1	139	163	65	40.2	32.5%
18/07/2022 10:00:00 PM	38.2	117	138	55	40.9	23.2%
18/07/2022 11:00:00 PM	39.7	73	86	55	40.2	34.9%
19/07/2022 12:00:00 AM	40.0	37	44	55	40.6	40.9%
19/07/2022 01:00:00 AM	41.7	19	22	50	40.3	40.9%
19/07/2022 02:00:00 AM	45.0	6	7	60	43.8	57.1%
19/07/2022 03:00:00 AM	45.0	7	8	50	42.5	37.5%

19/07/2022 04:00:00 AM	42.5	8	10	50	42.5	40.0%
19/07/2022 05:00:00 AM	45.0	12	14	60	42.5	57.1%
19/07/2022 06:00:00 AM	42.5	28	33	55	40.9	48.5%
19/07/2022 07:00:00 AM	42.0	67	79	55	40.3	54.4%
19/07/2022 08:00:00 AM	39.6	173	203	50	39.2	43.3%
19/07/2022 09:00:00 AM	38.6	233	274	50	39.6	28.1%
19/07/2022 10:00:00 AM	38.5	208	245	55	38.9	32.2%
19/07/2022 11:00:00 AM	38.8	183	215	55	39.2	33.0%
19/07/2022 12:00:00 PM	40.5	179	211	55	39.7	42.7%
19/07/2022 01:00:00 PM	39.2	203	239	55	39.6	35.6%
19/07/2022 02:00:00 PM	40.5	197	232	65	41.0	36.2%
19/07/2022 03:00:00 PM	39.4	252	296	55	39.4	37.5%
19/07/2022 04:00:00 PM	38.2	298	351	50	39.1	29.1%
19/07/2022 05:00:00 PM	39.0	282	332	55	39.0	38.3%
19/07/2022 06:00:00 PM	39.6	289	340	65	40.1	33.8%
19/07/2022 07:00:00 PM	39.4	251	295	55	39.7	38.3%
19/07/2022 08:00:00 PM	39.9	168	198	70	39.6	49.5%
19/07/2022 09:00:00 PM	39.9	159	187	60	40.3	32.6%
19/07/2022 10:00:00 PM	39.5	94	111	55	40.6	33.3%
19/07/2022 11:00:00 PM	40.7	95	112	55	40.3	40.2%
20/07/2022 12:00:00 AM	41.4	39	46	50	40.3	43.5%
20/07/2022 01:00:00 AM	40.0	15	18	60	41.1	61.1%
20/07/2022 02:00:00 AM	42.5	8	9	45	38.9	77.8%
20/07/2022 03:00:00 AM	42.5	8	9	45	39.2	66.7%
20/07/2022 04:00:00 AM	47.5	7	8	50	43.8	50.0%
20/07/2022 05:00:00 AM	40.0	9	11	55	42.5	36.4%
20/07/2022 06:00:00 AM	39.2	22	26	55	40.8	34.6%
20/07/2022 07:00:00 AM	42.5	63	74	55	40.5	51.4%
20/07/2022 08:00:00 AM	39.6	186	219	55	40.5	31.5%
20/07/2022 09:00:00 AM	38.2	285	335	50	38.8	29.9%
20/07/2022 10:00:00 AM	38.3	195	229	50	38.8	31.0%
20/07/2022 11:00:00 AM	38.4	190	223	55	39.1	30.0%
20/07/2022 12:00:00 PM	38.5	193	227	65	39.3	30.0%
20/07/2022 01:00:00 PM	39.6	186	219	55	39.5	37.9%
20/07/2022 02:00:00 PM	38.2	214	252	55	39.3	29.4%
20/07/2022 03:00:00 PM	38.8	249	293	65	39.6	33.1%
20/07/2022 04:00:00 PM	38.7	302	355	60	39.2	32.1%
20/07/2022 05:00:00 PM	38.5	320	377	55	39.4	30.5%
20/07/2022 06:00:00 PM	37.8	364	428	50	39.0	25.7%
20/07/2022 07:00:00 PM	38.9	325	382	60	39.8	30.1%
20/07/2022 08:00:00 PM	39.5	224	263	60	39.6	36.5%
20/07/2022 09:00:00 PM	38.2	196	230	60	39.8	26.5%
20/07/2022 10:00:00 PM	38.6	130	153	50	39.3	30.1%
20/07/2022 11:00:00 PM	37.5	95	112	55	39.9	22.3%
21/07/2022 12:00:00 AM	39.6	48	56	60	41.4	33.9%
21/07/2022 01:00:00 AM	39.2	26	31	55	41.0	32.3%
21/07/2022 02:00:00 AM	40.0	13	15	45	38.8	53.3%
21/07/2022 03:00:00 AM	35.0	9	11	40	37.5	18.2%
21/07/2022 04:00:00 AM	37.5	9	11	45	39.2	27.3%
21/07/2022 05:00:00 AM	42.5	6	7	45	42.5	28.6%

21/07/2022 06:00:00 AM	40.0	17	20	50	39.6	60.0%
21/07/2022 07:00:00 AM	42.7	60	70	55	39.9	64.3%
21/07/2022 08:00:00 AM	39.0	143	168	60	39.9	31.0%
21/07/2022 09:00:00 AM	38.3	201	236	55	38.9	30.9%
21/07/2022 10:00:00 AM	39.4	164	193	50	39.1	40.4%
21/07/2022 11:00:00 AM	38.0	183	215	50	38.6	28.8%
21/07/2022 12:00:00 PM	37.9	212	249	50	38.7	27.7%
21/07/2022 01:00:00 PM	38.9	222	261	50	39.1	33.3%
21/07/2022 02:00:00 PM	37.1	235	276	45	38.5	22.5%
21/07/2022 03:00:00 PM	37.5	230	271	50	39.1	23.6%
21/07/2022 04:00:00 PM	38.5	279	328	55	39.4	29.0%
21/07/2022 05:00:00 PM	37.7	329	387	50	39.1	24.8%
21/07/2022 06:00:00 PM	37.9	367	432	50	38.8	27.3%
21/07/2022 07:00:00 PM	38.4	269	317	50	39.2	29.3%
21/07/2022 08:00:00 PM	38.7	226	266	50	39.1	30.8%
21/07/2022 09:00:00 PM	39.4	147	173	55	39.7	35.3%
21/07/2022 10:00:00 PM	39.6	118	139	65	41.1	33.1%
21/07/2022 11:00:00 PM	38.5	99	117	55	39.7	29.1%
22/07/2022 12:00:00 AM	40.0	46	54	50	39.8	44.4%
22/07/2022 01:00:00 AM	39.0	26	30	50	40.0	26.7%
22/07/2022 02:00:00 AM	40.0	14	17	45	39.2	52.9%
22/07/2022 03:00:00 AM	41.7	12	14	45	39.6	50.0%
22/07/2022 04:00:00 AM	40.0	5	6	45	40.0	33.3%
22/07/2022 05:00:00 AM	40.0	8	10	50	42.5	30.0%
22/07/2022 06:00:00 AM	43.8	19	22	55	43.1	40.9%
22/07/2022 07:00:00 AM	42.2	78	92	60	40.7	47.8%
22/07/2022 08:00:00 AM	39.4	144	170	50	39.2	38.8%
22/07/2022 09:00:00 AM	38.8	187	220	50	38.9	35.0%
22/07/2022 10:00:00 AM	38.1	196	230	55	39.7	24.3%
22/07/2022 11:00:00 AM	36.6	200	235	50	38.9	19.6%
22/07/2022 12:00:00 PM	38.6	218	256	65	39.4	30.5%
22/07/2022 01:00:00 PM	39.3	221	260	55	39.7	33.5%
22/07/2022 02:00:00 PM	38.2	235	277	60	39.6	26.4%
22/07/2022 03:00:00 PM	37.9	301	354	55	38.8	27.4%
22/07/2022 04:00:00 PM	38.2	271	319	55	38.8	29.2%
22/07/2022 05:00:00 PM	38.6	307	361	55	39.2	31.9%
22/07/2022 06:00:00 PM	38.0	385	453	55	39.2	27.2%
22/07/2022 07:00:00 PM	38.6	303	356	50	39.2	30.3%
22/07/2022 08:00:00 PM	40.0	223	262	65	39.9	40.5%
22/07/2022 09:00:00 PM	40.9	150	176	55	40.4	42.6%
22/07/2022 10:00:00 PM	41.4	31	37	50	39.9	51.4%
22/07/2022 11:00:00 PM	**No Data**					
23/07/2022 12:00:00 AM	**No Data**					
					
17/08/2022 02:00:00 PM	0.0	0	0	0	0.0	0.0%

Day/Time Ending	85th pctl (MPH)	85th pctl cnts	Total Cnts	Max Speed	Avg Speeder	% Speeders
05/07/2022 12:00:00 AM	39.1	2088	2457	60	39.8	32.3%
06/07/2022 12:00:00 AM	38.9	3899	4587	60	39.3	32.4%
07/07/2022 12:00:00 AM	38.9	3883	4568	60	39.5	32.8%
08/07/2022 12:00:00 AM	38.7	3971	4672	65	39.4	31.1%
09/07/2022 12:00:00 AM	39.0	4065	4782	60	39.4	33.4%
10/07/2022 12:00:00 AM	39.3	3385	3982	65	39.5	36.1%
11/07/2022 12:00:00 AM	39.4	2657	3126	60	39.7	36.9%
12/07/2022 12:00:00 AM	38.9	3796	4466	75	39.6	32.1%
13/07/2022 12:00:00 AM	38.6	3938	4633	65	39.4	29.5%
14/07/2022 12:00:00 AM	38.7	3952	4650	60	39.5	30.1%
15/07/2022 12:00:00 AM	38.8	4017	4726	70	39.6	30.6%
16/07/2022 12:00:00 AM	38.6	4340	5106	65	39.4	31.1%
17/07/2022 12:00:00 AM	39.3	3346	3937	70	39.8	35.2%
18/07/2022 12:00:00 AM	39.6	2719	3199	65	39.8	37.5%
19/07/2022 12:00:00 AM	39.0	3488	4103	65	39.4	34.5%
20/07/2022 12:00:00 AM	39.4	3451	4060	70	39.7	36.7%
21/07/2022 12:00:00 AM	38.7	3832	4508	65	39.5	31.3%
22/07/2022 12:00:00 AM	38.5	3610	4247	65	39.2	30.1%
23/07/2022 12:00:00 AM	38.8	3533	4157	65	39.4	31.3%
24/07/2022 12:00:00 AM	**No Data**					
25/07/2022 12:00:00 AM	**No Data**					
26/07/2022 12:00:00 AM						
					
27/07/2022 12:00:00 AM						
28/07/2022 12:00:00 AM						
29/07/2022 12:00:00 AM						
30/07/2022 12:00:00 AM						
31/07/2022 12:00:00 AM						
01/08/2022 12:00:00 AM						
02/08/2022 12:00:00 AM						
03/08/2022 12:00:00 AM						
04/08/2022 12:00:00 AM						
05/08/2022 12:00:00 AM						
06/08/2022 12:00:00 AM						
07/08/2022 12:00:00 AM						
08/08/2022 12:00:00 AM						
09/08/2022 12:00:00 AM						
10/08/2022 12:00:00 AM						
11/08/2022 12:00:00 AM						
12/08/2022 12:00:00 AM						
13/08/2022 12:00:00 AM						
14/08/2022 12:00:00 AM						
15/08/2022 12:00:00 AM						
16/08/2022 12:00:00 AM						
17/08/2022 12:00:00 AM						
17/08/2022 01:59:59 PM	0.0	0	0	0	0.0	0.0%

Incoming Weekly Counts
Knoll Lane Facing ?? August 2022

from Mon-Jul-04-2022-02-00-PM to Wed-Aug-17-2022-01-59-PM

	04/07/2022	to	10/07/2022							
	Monday	Tuesday	Wednesday	Thursday	Friday	Saturday	Sunday	Week	Weekend	Week Day 85%
Hour	04/07/2022	05/07/2022	06/07/2022	07/07/2022	08/07/2022	09/07/2022	10/07/2022	Day Avg	Avg	Avg Speed
0 - 1	*	26	20	24	23	41	35	23.25	38	42.92
1 - 2	*	10	11	11	15	20	14	11.75	17	40.33
2 - 3	*	9	7	8	9	15	16	8.25	15.5	39.95
3 - 4	*	7	5	6	9	7	9	6.75	8	41.25
4 - 5	*	15	9	5	10	12	11	9.75	11.5	40.62
5 - 6	*	28	29	25	27	13	22	27.25	17.5	40.6
6 - 7	*	110	96	86	76	31	24	92	27.5	42.88
7 - 8	*	222	220	225	196	86	42	215.75	64	40.15
8 - 9	*	322	306	307	289	140	74	306	107	38.67
9 - 10	*	214	249	226	268	193	157	239.25	175	39.1
10 - 11	*	218	213	228	260	307	223	229.75	265	38.45
11 - 12	*	249	252	237	244	307	281	245.5	294	38.48
12 - 13	*	235	237	217	253	345	285	235.5	315	38.83
13 - 14	*	264	210	278	288	318	293	260	305.5	38.6
14 - 15	150	311	315	307	354	316	270	287.4	293	38.02
15 - 16	417	402	393	413	471	300	224	419.2	262	37.76
16 - 17	401	391	411	434	394	256	229	406.2	242.5	38.58
17 - 18	435	446	477	452	401	270	194	442.2	232	38.28
18 - 19	384	342	361	367	377	244	182	366.2	213	38.98
19 - 20	240	268	242	273	247	210	165	254	187.5	40.02
20 - 21	170	187	183	233	202	160	146	195	153	39.64
21 - 22	128	149	155	164	146	154	99	148.4	126.5	39.46
22 - 23	85	109	117	99	129	144	95	107.8	119.5	39.16
23 - 24	47	53	50	47	94	93	36	58.2	64.5	40.66
Totals	2457	4587	4568	4672	4782	3982	3126			
% of Total	8.72%	16.28%	16.21%	16.58%	16.97%	14.13%	11.1%			

Incoming Weekly Counts
Knoll Lane Facing ?? August 2022

from Mon-Jul-04-2022-02-00-PM to Wed-Aug-17-2022-01-59-PM

	11/07/2022	to	17/07/2022							
	Monday	Tuesday	Wednesday	Thursday	Friday	Saturday	Sunday	Week	Weekend	Week Day 85%
Hour	11/07/2022	12/07/2022	13/07/2022	14/07/2022	15/07/2022	16/07/2022	17/07/2022	Day Avg	Avg	Avg Speed
0 - 1	14	15	20	23	17	48	54	17.8	51	39.74
1 - 2	9	15	6	22	9	21	27	12.2	24	42.66
2 - 3	8	11	5	7	12	20	12	8.6	16	40.26
3 - 4	7	8	6	5	6	14	13	6.4	13.5	45.5
4 - 5	12	16	8	15	11	5	10	12.4	7.5	40.32
5 - 6	30	26	31	27	29	19	18	28.6	18.5	43.86
6 - 7	66	90	85	87	95	43	30	84.6	36.5	43.46
7 - 8	213	215	205	222	191	61	49	209.2	55	39.98
8 - 9	304	299	337	311	322	137	75	314.6	106	38.28
9 - 10	248	217	231	231	289	221	152	243.2	186.5	38.16
10 - 11	235	250	225	229	256	308	264	239	286	37.98
11 - 12	214	253	232	252	259	299	280	242	289.5	38.56
12 - 13	261	250	214	231	285	320	274	248.2	297	38.64
13 - 14	251	265	276	264	310	341	286	273.2	313.5	38.92
14 - 15	312	328	333	351	346	282	241	334	261.5	38.1
15 - 16	372	426	447	479	441	303	208	433	255.5	38
16 - 17	376	415	407	390	463	283	248	410.2	265.5	38.68
17 - 18	450	444	468	431	494	238	215	457.4	226.5	38.04
18 - 19	375	339	359	346	358	232	190	355.4	211	38.3
19 - 20	257	261	240	285	314	208	170	271.4	189	39.04
20 - 21	189	182	229	208	226	167	152	206.8	159.5	39.14
21 - 22	142	156	136	150	166	138	111	150	124.5	38.62
22 - 23	85	103	99	110	125	139	86	104.4	112.5	38.92
23 - 24	36	49	51	50	82	90	34	53.6	62	41.22
Totals	4466	4633	4650	4726	5106	3937	3199			
% of Total	14.54%	15.08%	15.14%	15.39%	16.62%	12.82%	10.41%			

Incoming Weekly Counts
Knoll Lane Facing ?? August 2022

from Mon-Jul-04-2022-02-00-PM to Wed-Aug-17-2022-01-59-PM

	18/07/2022	to	24/07/2022							
	Monday	Tuesday	Wednesday	Thursday	Friday	Saturday	Sunday	Week	Weekend	Week Day 85%
Hour	18/07/2022	19/07/2022	20/07/2022	21/07/2022	22/07/2022	23/07/2022	24/07/2022	Day Avg	Avg	Avg Speed
0 - 1	16	22	18	31	30	0	0	23.4	0	39.78
1 - 2	11	7	9	15	17	0	0	11.8	0	40.84
2 - 3	5	8	9	11	14	0	0	9.4	0	40.84
3 - 4	4	10	8	11	6	0	0	7.8	0	40.5
4 - 5	7	14	11	7	10	0	0	9.8	0	41.5
5 - 6	33	33	26	20	22	0	0	26.8	0	41.1
6 - 7	75	79	74	70	92	0	0	78	0	42.56
7 - 8	193	203	219	168	170	0	0	190.6	0	39.26
8 - 9	275	274	335	236	220	0	0	268	0	38.52
9 - 10	255	245	229	193	230	0	0	230.4	0	38.62
10 - 11	190	215	223	215	235	0	0	215.6	0	37.96
11 - 12	218	211	227	249	256	0	0	232.2	0	38.76
12 - 13	238	239	219	261	260	0	0	243.4	0	39.26
13 - 14	261	232	252	276	277	0	0	259.6	0	38.8
14 - 15	293	296	293	271	354	0	0	301.4	0	38.56
15 - 16	368	351	355	328	319	0	0	344.2	0	38.44
16 - 17	372	332	377	387	361	0	0	365.8	0	38.44
17 - 18	367	340	428	432	453	0	0	404	0	38.48
18 - 19	297	295	382	317	356	0	0	329.4	0	38.78
19 - 20	194	198	263	266	262	0	0	236.6	0	39.56
20 - 21	163	187	230	173	176	0	0	185.8	0	39.5
21 - 22	138	111	153	139	37	0	0	115.6	0	39.46
22 - 23	86	112	112	117	0	0	0	85.4	0	39.1
23 - 24	44	46	56	54	0	0	0	40	0	40.25
Totals	4103	4060	4508	4247	4157	0	0			
% of Total	19.47%	19.26%	21.39%	20.15%	19.72%	0%	0%			

	25/07/2022	to	31/07/2022							
	Monday	Tuesday	Wednesday	Thursday	Friday	Saturday	Sunday	Week	Weekend	Week Day 85%
Hour	25/07/2022	26/07/2022	27/07/2022	28/07/2022	29/07/2022	30/07/2022	31/07/2022	Day Avg	Avg	Avg Speed
0 - 1	0	0	0	0	0	0	0	0	0	0
1 - 2	0	0	0	0	0	0	0	0	0	0
2 - 3	0	0	0	0	0	0	0	0	0	0
3 - 4	0	0	0	0	0	0	0	0	0	0
4 - 5	0	0	0	0	0	0	0	0	0	0
5 - 6	0	0	0	0	0	0	0	0	0	0
6 - 7	0	0	0	0	0	0	0	0	0	0
7 - 8	0	0	0	0	0	0	0	0	0	0
8 - 9	0	0	0	0	0	0	0	0	0	0
9 - 10	0	0	0	0	0	0	0	0	0	0
10 - 11	0	0	0	0	0	0	0	0	0	0
11 - 12	0	0	0	0	0	0	0	0	0	0
12 - 13	0	0	0	0	0	0	0	0	0	0
13 - 14	0	0	0	0	0	0	0	0	0	0
14 - 15	0	0	0	0	0	0	0	0	0	0
15 - 16	0	0	0	0	0	0	0	0	0	0
16 - 17	0	0	0	0	0	0	0	0	0	0
17 - 18	0	0	0	0	0	0	0	0	0	0
18 - 19	0	0	0	0	0	0	0	0	0	0
19 - 20	0	0	0	0	0	0	0	0	0	0
20 - 21	0	0	0	0	0	0	0	0	0	0
21 - 22	0	0	0	0	0	0	0	0	0	0
22 - 23	0	0	0	0	0	0	0	0	0	0
23 - 24	0	0	0	0	0	0	0	0	0	0
Totals	0	0	0	0	0	0	0			
% of Total	0%	0%	0%	0%	0%	0%	0%			

	01/08/2022	to	07/08/2022							
	Monday	Tuesday	Wednesday	Thursday	Friday	Saturday	Sunday	Week	Weekend	Week Day 85%
Hour	01/08/2022	02/08/2022	03/08/2022	04/08/2022	05/08/2022	06/08/2022	07/08/2022	Day Avg	Avg	Avg Speed
0 - 1	0	0	0	0	0	0	0	0	0	0
1 - 2	0	0	0	0	0	0	0	0	0	0
2 - 3	0	0	0	0	0	0	0	0	0	0
3 - 4	0	0	0	0	0	0	0	0	0	0
4 - 5	0	0	0	0	0	0	0	0	0	0
5 - 6	0	0	0	0	0	0	0	0	0	0
6 - 7	0	0	0	0	0	0	0	0	0	0
7 - 8	0	0	0	0	0	0	0	0	0	0
8 - 9	0	0	0	0	0	0	0	0	0	0
9 - 10	0	0	0	0	0	0	0	0	0	0
10 - 11	0	0	0	0	0	0	0	0	0	0
11 - 12	0	0	0	0	0	0	0	0	0	0
12 - 13	0	0	0	0	0	0	0	0	0	0
13 - 14	0	0	0	0	0	0	0	0	0	0
14 - 15	0	0	0	0	0	0	0	0	0	0
15 - 16	0	0	0	0	0	0	0	0	0	0
16 - 17	0	0	0	0	0	0	0	0	0	0
17 - 18	0	0	0	0	0	0	0	0	0	0
18 - 19	0	0	0	0	0	0	0	0	0	0
19 - 20	0	0	0	0	0	0	0	0	0	0
20 - 21	0	0	0	0	0	0	0	0	0	0
21 - 22	0	0	0	0	0	0	0	0	0	0
22 - 23	0	0	0	0	0	0	0	0	0	0
23 - 24	0	0	0	0	0	0	0	0	0	0
Totals	0	0	0	0	0	0	0			
% of Total	0%	0%	0%	0%	0%	0%	0%			

	08/08/2022	to	14/08/2022							
	Monday	Tuesday	Wednesday	Thursday	Friday	Saturday	Sunday	Week	Weekend	Week Day 85%
Hour	08/08/2022	09/08/2022	10/08/2022	11/08/2022	12/08/2022	13/08/2022	14/08/2022	Day Avg	Avg	Avg Speed
0 - 1	0	0	0	0	0	0	0	0	0	0
1 - 2	0	0	0	0	0	0	0	0	0	0
2 - 3	0	0	0	0	0	0	0	0	0	0
3 - 4	0	0	0	0	0	0	0	0	0	0
4 - 5	0	0	0	0	0	0	0	0	0	0
5 - 6	0	0	0	0	0	0	0	0	0	0
6 - 7	0	0	0	0	0	0	0	0	0	0
7 - 8	0	0	0	0	0	0	0	0	0	0
8 - 9	0	0	0	0	0	0	0	0	0	0
9 - 10	0	0	0	0	0	0	0	0	0	0
10 - 11	0	0	0	0	0	0	0	0	0	0
11 - 12	0	0	0	0	0	0	0	0	0	0
12 - 13	0	0	0	0	0	0	0	0	0	0
13 - 14	0	0	0	0	0	0	0	0	0	0
14 - 15	0	0	0	0	0	0	0	0	0	0
15 - 16	0	0	0	0	0	0	0	0	0	0
16 - 17	0	0	0	0	0	0	0	0	0	0
17 - 18	0	0	0	0	0	0	0	0	0	0
18 - 19	0	0	0	0	0	0	0	0	0	0
19 - 20	0	0	0	0	0	0	0	0	0	0
20 - 21	0	0	0	0	0	0	0	0	0	0
21 - 22	0	0	0	0	0	0	0	0	0	0
22 - 23	0	0	0	0	0	0	0	0	0	0
23 - 24	0	0	0	0	0	0	0	0	0	0
Totals	0	0	0	0	0	0	0			
% of Total	0%	0%	0%	0%	0%	0%	0%			

Incoming Weekly Counts
 Knoll Lane Facing ?? August 2022

from Mon-Jul-04-2022-02-00-PM to Wed-Aug-17-2022-01-59-PM

	15/08/2022	to	21/08/2022							
	Monday	Tuesday	Wednesday	Thursday	Friday	Saturday	Sunday	Week	Weekend	Week Day 85%
Hour	15/08/2022	16/08/2022	17/08/2022	18/08/2022	19/08/2022	20/08/2022	21/08/2022	Day Avg	Avg	Avg Speed
0 - 1	0	0	0	*	*	*	*	0	0	0
1 - 2	0	0	0	*	*	*	*	0	0	0
2 - 3	0	0	0	*	*	*	*	0	0	0
3 - 4	0	0	0	*	*	*	*	0	0	0
4 - 5	0	0	0	*	*	*	*	0	0	0
5 - 6	0	0	0	*	*	*	*	0	0	0
6 - 7	0	0	0	*	*	*	*	0	0	0
7 - 8	0	0	0	*	*	*	*	0	0	0
8 - 9	0	0	0	*	*	*	*	0	0	0
9 - 10	0	0	0	*	*	*	*	0	0	0
10 - 11	0	0	0	*	*	*	*	0	0	0
11 - 12	0	0	0	*	*	*	*	0	0	0
12 - 13	0	0	0	*	*	*	*	0	0	0
13 - 14	0	0	0	*	*	*	*	0	0	0
14 - 15	0	0	*	*	*	*	*	0	0	0
15 - 16	0	0	*	*	*	*	*	0	0	0
16 - 17	0	0	*	*	*	*	*	0	0	0
17 - 18	0	0	*	*	*	*	*	0	0	0
18 - 19	0	0	*	*	*	*	*	0	0	0
19 - 20	0	0	*	*	*	*	*	0	0	0
20 - 21	0	0	*	*	*	*	*	0	0	0
21 - 22	0	0	*	*	*	*	*	0	0	0
22 - 23	0	0	*	*	*	*	*	0	0	0
23 - 24	0	0	*	*	*	*	*	0	0	0
Totals	0	0	0	0	0	0	0			
% of Total	0%	0%	0%	0%	0%	0%	0%			

Incoming Monthly Counts
 Knoll Lane Facing ?? August 2022

from Mon-Jul-04-2022-02-00-PM to Wed-Aug-17-2022-01-59-PM

Hour	Jul 2022							Week Day Avg	Weekend Avg	Week Day 85% Avg Speed
	Monday	Tuesday	Wednesday	Thursday	Friday	Saturday	Sunday			
0 - 1	30	63	58	78	70	89	89	59.8	89	41.06
1 - 2	20	32	26	48	41	41	41	33.4	41	40.86
2 - 3	13	28	21	26	35	35	28	24.6	31.5	40.24
3 - 4	11	25	19	22	21	21	22	19.6	21.5	43.74
4 - 5	19	45	28	27	31	17	21	30	19	42.16
5 - 6	63	87	86	72	78	32	40	77.2	36	42.44
6 - 7	141	279	255	243	263	74	54	236.2	64	43.04
7 - 8	406	640	644	615	557	147	91	572.4	119	39.76
8 - 9	579	895	978	854	831	277	149	827.4	213	38.48
9 - 10	503	676	709	650	787	414	309	665	361.5	38.6
10 - 11	425	683	661	672	751	615	487	638.4	551	38.12
11 - 12	432	713	711	738	759	606	561	670.6	583.5	38.58
12 - 13	499	724	670	709	798	665	559	680	612	38.96
13 - 14	512	761	738	818	875	659	579	740.8	619	38.84
14 - 15	755	935	941	929	1054	598	511	922.8	554.5	38.28
15 - 16	1157	1179	1195	1220	1231	603	432	1196.4	517.5	38.04
16 - 17	1149	1138	1195	1211	1218	539	477	1182.2	508	38.56
17 - 18	1252	1230	1373	1315	1348	508	409	1303.6	458.5	38.3
18 - 19	1056	976	1102	1030	1091	476	372	1051	424	38.72
19 - 20	691	727	745	824	823	418	335	762	376.5	39.48
20 - 21	522	556	642	614	604	327	298	587.6	312.5	39.32
21 - 22	408	416	444	453	349	292	210	414	251	39.12
22 - 23	256	324	328	326	254	283	181	297.6	232	39.12
23 - 24	127	148	157	151	176	183	70	151.8	126.5	40.72
Totals	11026	13280	13726	13645	14045	7919	6325			
% of Total	13.79%	16.61%	17.16%	17.06%	17.56%	9.9%	7.91%			

Incoming Monthly Counts
 Knoll Lane Facing ?? August 2022

from Mon-Jul-04-2022-02-00-PM to Wed-Aug-17-2022-01-59-PM

Hour	Aug 2022							Week Day Avg	Weekend Avg	Week Day 85% Avg Speed
	Monday	Tuesday	Wednesday	Thursday	Friday	Saturday	Sunday			
0 - 1	0	0	0	0	0	0	0	0	0	0
1 - 2	0	0	0	0	0	0	0	0	0	0
2 - 3	0	0	0	0	0	0	0	0	0	0
3 - 4	0	0	0	0	0	0	0	0	0	0
4 - 5	0	0	0	0	0	0	0	0	0	0
5 - 6	0	0	0	0	0	0	0	0	0	0
6 - 7	0	0	0	0	0	0	0	0	0	0
7 - 8	0	0	0	0	0	0	0	0	0	0
8 - 9	0	0	0	0	0	0	0	0	0	0
9 - 10	0	0	0	0	0	0	0	0	0	0
10 - 11	0	0	0	0	0	0	0	0	0	0
11 - 12	0	0	0	0	0	0	0	0	0	0
12 - 13	0	0	0	0	0	0	0	0	0	0
13 - 14	0	0	0	0	0	0	0	0	0	0
14 - 15	0	0	0	0	0	0	0	0	0	0
15 - 16	0	0	0	0	0	0	0	0	0	0
16 - 17	0	0	0	0	0	0	0	0	0	0
17 - 18	0	0	0	0	0	0	0	0	0	0
18 - 19	0	0	0	0	0	0	0	0	0	0
19 - 20	0	0	0	0	0	0	0	0	0	0
20 - 21	0	0	0	0	0	0	0	0	0	0
21 - 22	0	0	0	0	0	0	0	0	0	0
22 - 23	0	0	0	0	0	0	0	0	0	0
23 - 24	0	0	0	0	0	0	0	0	0	0
Totals	0	0	0	0	0	0	0			
% of Total	0%	0%	0%	0%	0%	0%	0%			

Incoming Weekly Speeds
Knoll Lane Facing ?? August 2022

from Mon-Jul-04-2022-02-00-PM to Wed-Aug-17-2022-01-59-PM

	04/07/2022	to	10/07/2022							
	Monday	Tuesday	Wednesday	Thursday	Friday	Saturday	Sunday	Week	Weekend	Week Day 85%
Hour	04/07/2022	05/07/2022	06/07/2022	07/07/2022	08/07/2022	09/07/2022	10/07/2022	Day Avg	Avg	Avg Speed
0 - 1	*	36.35	37.05	33.79	33.83	35.93	31.69	35.22	33.97	42.92
1 - 2	*	31.5	35	33.91	35.07	32.9	33.14	34.02	33	40.33
2 - 3	*	34.44	34.86	36.38	30.89	35.47	36.06	34.03	35.77	39.95
3 - 4	*	30	34	32.83	34.89	32	38.11	33	35.44	41.25
4 - 5	*	39.07	30.56	30	35.6	36.25	34.73	35.05	35.52	40.62
5 - 6	*	32.64	35.07	35.36	32.52	31	35.18	33.88	33.63	40.6
6 - 7	*	34.93	36.78	35.86	36.5	37.65	38.42	35.95	37.98	42.88
7 - 8	*	33.58	34.69	33.49	34.22	35.22	34.95	33.99	35.13	40.15
8 - 9	*	33.42	32.67	32.92	32.47	33.43	33.8	32.88	33.56	38.67
9 - 10	*	33.53	32.78	33.77	32.81	32.33	33.44	33.19	32.83	39.1
10 - 11	*	32.28	33.27	32.4	32.18	32.5	33.13	32.51	32.76	38.45
11 - 12	*	32.24	32.26	32.72	32.95	32.39	32.75	32.54	32.56	38.48
12 - 13	*	31.97	32.54	32.89	33.01	32.94	32.6	32.6	32.79	38.83
13 - 14	*	32.56	32.8	31.88	32.91	32.86	32.7	32.52	32.79	38.6
14 - 15	33.17	31.12	31.92	31.11	32.27	32.32	32.81	31.79	32.54	38.02
15 - 16	31.5	31.46	31.76	32.15	32.35	33.16	32.88	31.86	33.04	37.76
16 - 17	32.13	32.48	31.89	32.05	32.55	33.42	33.06	32.21	33.25	38.58
17 - 18	31.56	31.43	31.79	32.08	32.75	34.17	35.01	31.91	34.52	38.28
18 - 19	32.95	32.77	32.88	32.64	32.12	33.78	33.93	32.67	33.85	38.98
19 - 20	33.33	33.76	34.2	33.49	32.72	33.97	33.86	33.5	33.92	40.02
20 - 21	34.84	32.84	33.65	32.94	32.56	34.67	34.68	33.31	34.67	39.64
21 - 22	33.65	33.83	32.64	33.04	32.02	33.25	34.02	33.02	33.55	39.46
22 - 23	33.78	32.54	32.41	32.77	33.26	32.18	33.61	32.92	32.75	39.16
23 - 24	34.02	34.75	33.26	32.34	32.76	31.9	33.67	33.34	32.4	40.66
Totals	330.9	795.4	801	792.8	795.3	805.6	818.3			
% of Total	6.44%	15.48%	15.59%	15.43%	15.47%	15.68%	15.92%			

Incoming Weekly Speeds
Knoll Lane Facing ?? August 2022

from Mon-Jul-04-2022-02-00-PM to Wed-Aug-17-2022-01-59-PM

	11/07/2022	to	17/07/2022							
	Monday	Tuesday	Wednesday	Thursday	Friday	Saturday	Sunday	Week	Weekend	Week Day 85%
Hour	11/07/2022	12/07/2022	13/07/2022	14/07/2022	15/07/2022	16/07/2022	17/07/2022	Day Avg	Avg	Avg Speed
0 - 1	33.29	33.8	34.25	33.74	35.35	34.46	34.09	34.1	34.26	39.74
1 - 2	37	34.13	32.17	33.14	34.89	34.86	33.3	34.11	33.98	42.66
2 - 3	34.5	35.82	34	32.86	33.67	36.1	41.67	34.28	38.19	40.26
3 - 4	39.86	36.38	36.17	35	30.33	38.43	38.31	35.75	38.37	45.5
4 - 5	33.75	32.75	30.88	34.13	33.82	34	33.6	33.23	33.73	40.32
5 - 6	38.77	35.46	36.48	35.07	37.55	35.37	36.67	36.73	36	43.86
6 - 7	37.59	35.11	35.15	34.48	37.14	35.33	38.13	35.83	36.48	43.46
7 - 8	33.93	33.54	34.96	33.5	34.04	34.92	33.41	33.98	34.25	39.98
8 - 9	32.9	32.98	32.11	31.86	31.85	34.93	33.97	32.32	34.59	38.28
9 - 10	32.88	32.52	32.02	31.69	31.56	32.95	34.61	32.11	33.63	38.16
10 - 11	31.68	31.61	31.15	32.58	31.86	31.62	32.4	31.78	31.98	37.98
11 - 12	33.05	32.16	32.1	33.04	31.99	33.09	32.94	32.45	33.01	38.56
12 - 13	31.83	32.96	32.21	32.94	31.95	31.96	33.55	32.36	32.69	38.64
13 - 14	32.71	33.18	32.6	32.35	32.59	32.67	32.93	32.68	32.78	38.92
14 - 15	31.68	31.77	32	31.76	32.23	33.08	32.76	31.89	32.93	38.1
15 - 16	32.24	31.6	32.18	32.37	32.14	33.46	33.49	32.11	33.47	38
16 - 17	32.57	31.67	32.41	32.59	32.09	33.24	32.96	32.25	33.11	38.68
17 - 18	32.6	31.46	31.3	31.35	31.85	33.89	34.34	31.72	34.11	38.04
18 - 19	31.56	31.14	31.81	32.18	33.41	33.8	33.86	32.02	33.83	38.3
19 - 20	32.72	32.28	33.61	32.06	32.74	33.34	33.83	32.66	33.56	39.04
20 - 21	32.32	32.45	33.04	33.94	32.88	34.84	33.99	32.95	34.44	39.14
21 - 22	32.32	32.29	31.89	31.52	32.74	32.87	33.49	32.17	33.14	38.62
22 - 23	32.95	32.19	33.53	32.24	32.1	32.65	34.14	32.56	33.22	38.92
23 - 24	34.36	33.45	33.02	34.78	33.63	33.91	33.68	33.79	33.85	41.22
Totals	809.3	792.8	791	791.3	794.5	815.9	826.1			
% of Total	14.4%	14.1%	14.07%	14.08%	14.13%	14.52%	14.7%			

Incoming Weekly Speeds
Knoll Lane Facing ?? August 2022

from Mon-Jul-04-2022-02-00-PM to Wed-Aug-17-2022-01-59-PM

	18/07/2022	to	24/07/2022							
	Monday	Tuesday	Wednesday	Thursday	Friday	Saturday	Sunday	Week	Weekend	Week Day 85%
Hour	18/07/2022	19/07/2022	20/07/2022	21/07/2022	22/07/2022	23/07/2022	24/07/2022	Day Avg	Avg	Avg Speed
0 - 1	33.06	33.5	36.33	31.97	33.23	0	0	33.4	0	39.78
1 - 2	31.73	38.57	35.33	34.87	34	0	0	34.54	0	40.84
2 - 3	33	33.88	35.89	31.73	34.21	0	0	33.77	0	40.84
3 - 4	30.75	35.6	35.75	30.36	32.17	0	0	33.13	0	40.5
4 - 5	31.29	37.5	34.36	32	32.5	0	0	34.1	0	41.5
5 - 6	34.12	35.52	34.19	35.5	35.32	0	0	34.88	0	41.1
6 - 7	36.8	35.24	35.51	36.21	34.98	0	0	35.71	0	42.56
7 - 8	33.02	33.47	33.35	32.71	33	0	0	33.13	0	39.26
8 - 9	32.76	32.34	32.47	32.29	33.2	0	0	32.59	0	38.52
9 - 10	33.05	32.82	32.52	33.46	31.81	0	0	32.72	0	38.62
10 - 11	31.73	32.8	32.48	32.17	30.7	0	0	31.96	0	37.96
11 - 12	32.45	33.85	32.73	31.78	32.86	0	0	32.71	0	38.76
12 - 13	32.54	33.28	32.75	32.74	33.03	0	0	32.87	0	39.26
13 - 14	33.62	33.85	32.49	31.08	32.5	0	0	32.66	0	38.8
14 - 15	33.41	33.49	32.91	31.98	32.13	0	0	32.77	0	38.56
15 - 16	32.64	32.4	32.6	32.25	32.25	0	0	32.44	0	38.44
16 - 17	31.87	33.41	32.32	31.7	32.86	0	0	32.4	0	38.44
17 - 18	32.92	32.96	31.69	31.66	31.09	0	0	31.99	0	38.48
18 - 19	32.77	33.42	32.37	32.59	32.45	0	0	32.69	0	38.78
19 - 20	34.1	35.08	33.05	32.23	33.62	0	0	33.5	0	39.56
20 - 21	33.02	32.69	31.66	33.42	34.27	0	0	32.93	0	39.5
21 - 22	31.8	32.68	32.78	33.43	35.11	0	0	32.83	0	39.46
22 - 23	33.71	34.01	31.68	32.81	0	0	0	33.01	0	39.1
23 - 24	33.27	34.26	33.11	34.37	0	0	0	33.75	0	40.25
Totals	789.5	816.7	800.4	785.5	727.4	0	0			
% of Total	20.14%	20.84%	20.42%	20.04%	18.56%	0%	0%			

	25/07/2022	to	31/07/2022							
	Monday	Tuesday	Wednesday	Thursday	Friday	Saturday	Sunday	Week	Weekend	Week Day 85%
Hour	25/07/2022	26/07/2022	27/07/2022	28/07/2022	29/07/2022	30/07/2022	31/07/2022	Day Avg	Avg	Avg Speed
0 - 1	0	0	0	0	0	0	0	0	0	0
1 - 2	0	0	0	0	0	0	0	0	0	0
2 - 3	0	0	0	0	0	0	0	0	0	0
3 - 4	0	0	0	0	0	0	0	0	0	0
4 - 5	0	0	0	0	0	0	0	0	0	0
5 - 6	0	0	0	0	0	0	0	0	0	0
6 - 7	0	0	0	0	0	0	0	0	0	0
7 - 8	0	0	0	0	0	0	0	0	0	0
8 - 9	0	0	0	0	0	0	0	0	0	0
9 - 10	0	0	0	0	0	0	0	0	0	0
10 - 11	0	0	0	0	0	0	0	0	0	0
11 - 12	0	0	0	0	0	0	0	0	0	0
12 - 13	0	0	0	0	0	0	0	0	0	0
13 - 14	0	0	0	0	0	0	0	0	0	0
14 - 15	0	0	0	0	0	0	0	0	0	0
15 - 16	0	0	0	0	0	0	0	0	0	0
16 - 17	0	0	0	0	0	0	0	0	0	0
17 - 18	0	0	0	0	0	0	0	0	0	0
18 - 19	0	0	0	0	0	0	0	0	0	0
19 - 20	0	0	0	0	0	0	0	0	0	0
20 - 21	0	0	0	0	0	0	0	0	0	0
21 - 22	0	0	0	0	0	0	0	0	0	0
22 - 23	0	0	0	0	0	0	0	0	0	0
23 - 24	0	0	0	0	0	0	0	0	0	0
Totals	0	0	0	0	0	0	0			
% of Total	0%	0%	0%	0%	0%	0%	0%			

	01/08/2022	to	07/08/2022							
	Monday	Tuesday	Wednesday	Thursday	Friday	Saturday	Sunday	Week	Weekend	Week Day 85%
Hour	01/08/2022	02/08/2022	03/08/2022	04/08/2022	05/08/2022	06/08/2022	07/08/2022	Day Avg	Avg	Avg Speed
0 - 1	0	0	0	0	0	0	0	0	0	0
1 - 2	0	0	0	0	0	0	0	0	0	0
2 - 3	0	0	0	0	0	0	0	0	0	0
3 - 4	0	0	0	0	0	0	0	0	0	0
4 - 5	0	0	0	0	0	0	0	0	0	0
5 - 6	0	0	0	0	0	0	0	0	0	0
6 - 7	0	0	0	0	0	0	0	0	0	0
7 - 8	0	0	0	0	0	0	0	0	0	0
8 - 9	0	0	0	0	0	0	0	0	0	0
9 - 10	0	0	0	0	0	0	0	0	0	0
10 - 11	0	0	0	0	0	0	0	0	0	0
11 - 12	0	0	0	0	0	0	0	0	0	0
12 - 13	0	0	0	0	0	0	0	0	0	0
13 - 14	0	0	0	0	0	0	0	0	0	0
14 - 15	0	0	0	0	0	0	0	0	0	0
15 - 16	0	0	0	0	0	0	0	0	0	0
16 - 17	0	0	0	0	0	0	0	0	0	0
17 - 18	0	0	0	0	0	0	0	0	0	0
18 - 19	0	0	0	0	0	0	0	0	0	0
19 - 20	0	0	0	0	0	0	0	0	0	0
20 - 21	0	0	0	0	0	0	0	0	0	0
21 - 22	0	0	0	0	0	0	0	0	0	0
22 - 23	0	0	0	0	0	0	0	0	0	0
23 - 24	0	0	0	0	0	0	0	0	0	0
Totals	0	0	0	0	0	0	0			
% of Total	0%	0%	0%	0%	0%	0%	0%			

	08/08/2022	to	14/08/2022							
	Monday	Tuesday	Wednesday	Thursday	Friday	Saturday	Sunday	Week	Weekend	Week Day 85%
Hour	08/08/2022	09/08/2022	10/08/2022	11/08/2022	12/08/2022	13/08/2022	14/08/2022	Day Avg	Avg	Avg Speed
0 - 1	0	0	0	0	0	0	0	0	0	0
1 - 2	0	0	0	0	0	0	0	0	0	0
2 - 3	0	0	0	0	0	0	0	0	0	0
3 - 4	0	0	0	0	0	0	0	0	0	0
4 - 5	0	0	0	0	0	0	0	0	0	0
5 - 6	0	0	0	0	0	0	0	0	0	0
6 - 7	0	0	0	0	0	0	0	0	0	0
7 - 8	0	0	0	0	0	0	0	0	0	0
8 - 9	0	0	0	0	0	0	0	0	0	0
9 - 10	0	0	0	0	0	0	0	0	0	0
10 - 11	0	0	0	0	0	0	0	0	0	0
11 - 12	0	0	0	0	0	0	0	0	0	0
12 - 13	0	0	0	0	0	0	0	0	0	0
13 - 14	0	0	0	0	0	0	0	0	0	0
14 - 15	0	0	0	0	0	0	0	0	0	0
15 - 16	0	0	0	0	0	0	0	0	0	0
16 - 17	0	0	0	0	0	0	0	0	0	0
17 - 18	0	0	0	0	0	0	0	0	0	0
18 - 19	0	0	0	0	0	0	0	0	0	0
19 - 20	0	0	0	0	0	0	0	0	0	0
20 - 21	0	0	0	0	0	0	0	0	0	0
21 - 22	0	0	0	0	0	0	0	0	0	0
22 - 23	0	0	0	0	0	0	0	0	0	0
23 - 24	0	0	0	0	0	0	0	0	0	0
Totals	0	0	0	0	0	0	0			
% of Total	0%	0%	0%	0%	0%	0%	0%			

Incoming Weekly Speeds
Knoll Lane Facing ?? August 2022

from Mon-Jul-04-2022-02-00-PM to Wed-Aug-17-2022-01-59-PM

	15/08/2022	to	21/08/2022							
	Monday	Tuesday	Wednesday	Thursday	Friday	Saturday	Sunday	Week	Weekend	Week Day 85%
Hour	15/08/2022	16/08/2022	17/08/2022	18/08/2022	19/08/2022	20/08/2022	21/08/2022	Day Avg	Avg	Avg Speed
0 - 1	0	0	0	*	*	*	*	*	*	0
1 - 2	0	0	0	*	*	*	*	*	*	0
2 - 3	0	0	0	*	*	*	*	*	*	0
3 - 4	0	0	0	*	*	*	*	*	*	0
4 - 5	0	0	0	*	*	*	*	*	*	0
5 - 6	0	0	0	*	*	*	*	*	*	0
6 - 7	0	0	0	*	*	*	*	*	*	0
7 - 8	0	0	0	*	*	*	*	*	*	0
8 - 9	0	0	0	*	*	*	*	*	*	0
9 - 10	0	0	0	*	*	*	*	*	*	0
10 - 11	0	0	0	*	*	*	*	*	*	0
11 - 12	0	0	0	*	*	*	*	*	*	0
12 - 13	0	0	0	*	*	*	*	*	*	0
13 - 14	0	0	0	*	*	*	*	*	*	0
14 - 15	0	0	*	*	*	*	*	*	*	0
15 - 16	0	0	*	*	*	*	*	*	*	0
16 - 17	0	0	*	*	*	*	*	*	*	0
17 - 18	0	0	*	*	*	*	*	*	*	0
18 - 19	0	0	*	*	*	*	*	*	*	0
19 - 20	0	0	*	*	*	*	*	*	*	0
20 - 21	0	0	*	*	*	*	*	*	*	0
21 - 22	0	0	*	*	*	*	*	*	*	0
22 - 23	0	0	*	*	*	*	*	*	*	0
23 - 24	0	0	*	*	*	*	*	*	*	0
Totals	0	0	0	0	0	0	0			
% of Total	0%	0%	0%	0%	0%	0%	0%			

Incoming Monthly Speeds
 Knoll Lane Facing ?? August 2022

from Mon-Jul-04-2022-02-00-PM to Wed-Aug-17-2022-01-59-PM

Hour	Jul 2022							Week Day Avg	Weekend Avg	Week Day 85% Avg Speed
	Monday	Tuesday	Wednesday	Thursday	Friday	Saturday	Sunday			
0 - 1	33.17	34.75	35.86	33.05	33.94	35.13	33.15	34.17	34.14	41.06
1 - 2	34.1	34.28	34.46	33.85	34.59	33.9	33.24	34.24	33.57	40.86
2 - 3	33.92	34.82	35.1	33.46	33.17	35.83	38.46	34.02	37	40.24
3 - 4	36.55	34.28	35.42	32.09	32.81	36.29	38.23	33.95	37.28	43.74
4 - 5	32.84	36.33	32.14	32.81	33.97	35.59	34.19	33.99	34.82	42.16
5 - 6	36.33	34.57	35.31	35.29	35.18	33.59	35.85	35.28	34.85	42.44
6 - 7	37.17	35.08	35.87	35.47	36.2	36.3	38.26	35.83	37.13	43.04
7 - 8	33.5	33.53	34.32	33.28	33.79	35.1	34.12	33.7	34.72	39.76
8 - 9	32.83	32.94	32.41	32.36	32.42	34.17	33.89	32.58	34.07	38.48
9 - 10	32.97	32.95	32.45	32.94	32.06	32.66	34.02	32.63	33.24	38.6
10 - 11	31.7	32.2	32.28	32.39	31.61	32.06	32.74	32.05	32.36	38.12
11 - 12	32.75	32.69	32.36	32.51	32.59	32.73	32.84	32.57	32.79	38.58
12 - 13	32.17	32.74	32.5	32.85	32.64	32.47	33.07	32.61	32.74	38.96
13 - 14	33.17	33.17	32.62	31.76	32.66	32.76	32.81	32.63	32.79	38.84
14 - 15	32.65	32.1	32.26	31.61	32.21	32.68	32.79	32.15	32.73	38.28
15 - 16	32.1	31.79	32.17	32.27	32.25	33.31	33.17	32.12	33.25	38.04
16 - 17	32.19	32.46	32.2	32.11	32.47	33.32	33.01	32.28	33.18	38.56
17 - 18	32.33	31.87	31.59	31.7	31.87	34.04	34.66	31.86	34.32	38.3
18 - 19	32.41	32.4	32.35	32.47	32.65	33.79	33.9	32.46	33.84	38.72
19 - 20	33.32	33.59	33.6	32.59	33.02	33.65	33.84	33.2	33.74	39.48
20 - 21	33.36	32.66	32.72	33.42	33.18	34.76	34.33	33.06	34.55	39.32
21 - 22	32.56	32.95	32.46	32.66	32.69	33.07	33.74	32.66	33.35	39.12
22 - 23	33.48	32.94	32.5	32.6	32.69	32.41	33.86	32.82	32.98	39.12
23 - 24	33.86	34.17	33.13	33.87	33.16	32.89	33.67	33.61	33.11	40.72

Hour	Aug 2022							Week Day Avg	Weekend Avg	Week Day 85% Avg Speed
	Monday	Tuesday	Wednesday	Thursday	Friday	Saturday	Sunday			
0 - 1	0	0	0	0	0	0	0	0	0	0
1 - 2	0	0	0	0	0	0	0	0	0	0
2 - 3	0	0	0	0	0	0	0	0	0	0
3 - 4	0	0	0	0	0	0	0	0	0	0
4 - 5	0	0	0	0	0	0	0	0	0	0
5 - 6	0	0	0	0	0	0	0	0	0	0
6 - 7	0	0	0	0	0	0	0	0	0	0
7 - 8	0	0	0	0	0	0	0	0	0	0
8 - 9	0	0	0	0	0	0	0	0	0	0
9 - 10	0	0	0	0	0	0	0	0	0	0
10 - 11	0	0	0	0	0	0	0	0	0	0
11 - 12	0	0	0	0	0	0	0	0	0	0
12 - 13	0	0	0	0	0	0	0	0	0	0
13 - 14	0	0	0	0	0	0	0	0	0	0
14 - 15	0	0	0	0	0	0	0	0	0	0
15 - 16	0	0	0	0	0	0	0	0	0	0
16 - 17	0	0	0	0	0	0	0	0	0	0
17 - 18	0	0	0	0	0	0	0	0	0	0
18 - 19	0	0	0	0	0	0	0	0	0	0
19 - 20	0	0	0	0	0	0	0	0	0	0
20 - 21	0	0	0	0	0	0	0	0	0	0
21 - 22	0	0	0	0	0	0	0	0	0	0
22 - 23	0	0	0	0	0	0	0	0	0	0
23 - 24	0	0	0	0	0	0	0	0	0	0

Incoming Weekly EightyFifthSpeeds
Knoll Lane Facing ?? August 2022

from Mon-Jul-04-2022-02-00-PM to Wed-Aug-17-2022-01-59-PM

	04/07/2022	to	10/07/2022							
	Monday	Tuesday	Wednesday	Thursday	Friday	Saturday	Sunday	Week	Weekend	Week Day 85%
Hour	04/07/2022	05/07/2022	06/07/2022	07/07/2022	08/07/2022	09/07/2022	10/07/2022	Day Avg	Avg	Avg Speed
0 - 1	*	42.5	45	43	41.2	43.1	37.5	42.92	40.3	42.92
1 - 2	*	38	42.5	38.3	42.5	41.7	38.8	40.33	40.25	40.33
2 - 3	*	39	40	43.3	37.5	52.5	45	39.95	48.75	39.95
3 - 4	*	35	40	40	50	40	48.3	41.25	44.15	41.25
4 - 5	*	52.5	35	35	40	43.8	42.5	40.62	43.15	40.62
5 - 6	*	37.9	44.2	42.5	37.8	35	42.5	40.6	38.75	40.6
6 - 7	*	42.1	43.4	42.5	43.5	43.9	44.3	42.88	44.1	42.88
7 - 8	*	39.6	41.1	40.2	39.7	40	40	40.15	40	40.15
8 - 9	*	39.1	38.4	38.7	38.5	39.1	39.5	38.67	39.3	38.67
9 - 10	*	39	39.2	39.8	38.4	38.4	39.8	39.1	39.1	39.1
10 - 11	*	38.6	39	38.1	38.1	38.8	39	38.45	38.9	38.45
11 - 12	*	38.5	38.7	38	38.7	38.9	38.6	38.48	38.75	38.48
12 - 13	*	38.6	38.8	38.5	39.4	38.9	38.8	38.83	38.85	38.83
13 - 14	*	39.3	38.6	37.7	38.8	38.9	38.3	38.6	38.6	38.6
14 - 15	39.2	37.5	38.1	36.9	38.4	38.5	39	38.02	38.75	38.02
15 - 16	37.5	37.6	37.3	37.7	38.7	38.9	38.5	37.76	38.7	37.76
16 - 17	38.8	38.7	38.3	38.3	38.8	39.6	39.2	38.58	39.4	38.58
17 - 18	38.7	37.5	37.2	38.6	39.4	39.8	41.8	38.28	40.8	38.28
18 - 19	39.2	39	39.1	38.8	38.8	39.4	40.3	38.98	39.85	38.98
19 - 20	40.3	39.9	41.7	39	39.2	40	39.6	40.02	39.8	40.02
20 - 21	41.4	38.9	39.5	39	39.4	39.9	41.7	39.64	40.8	39.64
21 - 22	39.7	39.6	39	39.7	39.3	39.8	40	39.46	39.9	39.46
22 - 23	40	38.6	39.3	38.4	39.5	39.3	39.3	39.16	39.3	39.16
23 - 24	42	40.8	41.9	39.5	39.1	37.4	39.4	40.66	38.4	40.66
Totals	396.8	947.8	955.3	941.5	954.7	965.6	971.7			
% of Total	6.47%	15.45%	15.58%	15.35%	15.57%	15.74%	15.84%			

Incoming Weekly EightyFifthSpeeds
Knoll Lane Facing ?? August 2022

from Mon-Jul-04-2022-02-00-PM to Wed-Aug-17-2022-01-59-PM

	11/07/2022	to	17/07/2022							
	Monday	Tuesday	Wednesday	Thursday	Friday	Saturday	Sunday	Week	Weekend	Week Day 85%
Hour	11/07/2022	12/07/2022	13/07/2022	14/07/2022	15/07/2022	16/07/2022	17/07/2022	Day Avg	Avg	Avg Speed
0 - 1	39	38.6	40	39.4	41.7	43	41.7	39.74	42.35	39.74
1 - 2	45	43.3	35	45	45	42	39.3	42.66	40.65	42.66
2 - 3	40	40	45	37.5	38.8	44	45	40.26	44.5	40.26
3 - 4	52.5	50	45	45	35	48.3	45	45.5	46.65	45.5
4 - 5	42.5	38.3	35	43.3	42.5	42.5	40	40.32	41.25	40.32
5 - 6	44.4	42.5	45	41.2	46.2	45	43.3	43.86	44.15	43.86
6 - 7	45	42.9	42.3	42.9	44.2	42.1	48.3	43.46	45.2	43.46
7 - 8	40.8	40	39.9	39.6	39.6	41.4	38.8	39.98	40.1	39.98
8 - 9	38.5	38.2	38.1	38.6	38	40.9	40	38.28	40.45	38.28
9 - 10	38.4	38.4	38.1	38.4	37.5	38.4	40.8	38.16	39.6	38.16
10 - 11	38.3	37.9	37.7	38.2	37.8	37.8	38.6	37.98	38.2	37.98
11 - 12	39.3	38	38.4	39	38.1	39.1	39.2	38.56	39.15	38.56
12 - 13	38.4	39.2	38.6	39.1	37.9	38	39.5	38.64	38.75	38.64
13 - 14	38.4	40	38.8	38.7	38.7	38.5	38.8	38.92	38.65	38.92
14 - 15	37.8	37.9	38.4	38	38.4	39.1	38.8	38.1	38.95	38.1
15 - 16	38.5	37.7	37.8	38	38	38.9	39	38	38.95	38
16 - 17	38.6	38.1	38.8	39.1	38.8	39.8	39	38.68	39.4	38.68
17 - 18	39	37.9	37.3	37.9	38.1	39.7	40.9	38.04	40.3	38.04
18 - 19	38.2	37	38.5	38.5	39.3	41	40.2	38.3	40.6	38.3
19 - 20	39.4	39.1	39.4	38.5	38.8	39.1	39.7	39.04	39.4	39.04
20 - 21	38	38.8	39.6	40.4	38.9	41.6	40.8	39.14	41.2	39.14
21 - 22	39	38.6	39	37.6	38.9	39.7	39.2	38.62	39.45	38.62
22 - 23	39	39.4	39	39.1	38.1	38.4	40	38.92	39.2	38.92
23 - 24	42.5	43	40	40	40.6	39.3	39.5	41.22	39.4	41.22
Totals	970.5	954.8	944.7	953	948.9	977.6	975.4			
% of Total	14.43%	14.2%	14.05%	14.17%	14.11%	14.54%	14.5%			

Incoming Weekly EightyFifthSpeeds
 Knoll Lane Facing ?? August 2022

from Mon-Jul-04-2022-02-00-PM to Wed-Aug-17-2022-01-59-PM

	18/07/2022	to	24/07/2022							
	Monday	Tuesday	Wednesday	Thursday	Friday	Saturday	Sunday	Week	Weekend	Week Day 85%
Hour	18/07/2022	19/07/2022	20/07/2022	21/07/2022	22/07/2022	23/07/2022	24/07/2022	Day Avg	Avg	Avg Speed
0 - 1	39	41.7	40	39.2	39	0	0	39.78	0	39.78
1 - 2	36.7	45	42.5	40	40	0	0	40.84	0	40.84
2 - 3	40	45	42.5	35	41.7	0	0	40.84	0	40.84
3 - 4	35	42.5	47.5	37.5	40	0	0	40.5	0	40.5
4 - 5	40	45	40	42.5	40	0	0	41.5	0	41.5
5 - 6	40	42.5	39.2	40	43.8	0	0	41.1	0	41.1
6 - 7	43.4	42	42.5	42.7	42.2	0	0	42.56	0	42.56
7 - 8	38.7	39.6	39.6	39	39.4	0	0	39.26	0	39.26
8 - 9	38.7	38.6	38.2	38.3	38.8	0	0	38.52	0	38.52
9 - 10	38.8	38.5	38.3	39.4	38.1	0	0	38.62	0	38.62
10 - 11	38	38.8	38.4	38	36.6	0	0	37.96	0	37.96
11 - 12	38.3	40.5	38.5	37.9	38.6	0	0	38.76	0	38.76
12 - 13	39.3	39.2	39.6	38.9	39.3	0	0	39.26	0	39.26
13 - 14	40	40.5	38.2	37.1	38.2	0	0	38.8	0	38.8
14 - 15	39.2	39.4	38.8	37.5	37.9	0	0	38.56	0	38.56
15 - 16	38.6	38.2	38.7	38.5	38.2	0	0	38.44	0	38.44
16 - 17	38.4	39	38.5	37.7	38.6	0	0	38.44	0	38.44
17 - 18	39.1	39.6	37.8	37.9	38	0	0	38.48	0	38.48
18 - 19	38.6	39.4	38.9	38.4	38.6	0	0	38.78	0	38.78
19 - 20	39.7	39.9	39.5	38.7	40	0	0	39.56	0	39.56
20 - 21	39.1	39.9	38.2	39.4	40.9	0	0	39.5	0	39.5
21 - 22	38.2	39.5	38.6	39.6	41.4	0	0	39.46	0	39.46
22 - 23	39.7	40.7	37.5	38.5	0	0	0	39.1	0	39.1
23 - 24	40	41.4	39.6	40	0	0	0	40.25	0	40.25
Totals	936.5	976.4	951.1	931.7	869.3	0	0			
% of Total	20.08%	20.93%	20.39%	19.97%	18.63%	0%	0%			

	25/07/2022	to	31/07/2022							
	Monday	Tuesday	Wednesday	Thursday	Friday	Saturday	Sunday	Week	Weekend	Week Day 85%
Hour	25/07/2022	26/07/2022	27/07/2022	28/07/2022	29/07/2022	30/07/2022	31/07/2022	Day Avg	Avg	Avg Speed
0 - 1	0	0	0	0	0	0	0	0	0	0
1 - 2	0	0	0	0	0	0	0	0	0	0
2 - 3	0	0	0	0	0	0	0	0	0	0
3 - 4	0	0	0	0	0	0	0	0	0	0
4 - 5	0	0	0	0	0	0	0	0	0	0
5 - 6	0	0	0	0	0	0	0	0	0	0
6 - 7	0	0	0	0	0	0	0	0	0	0
7 - 8	0	0	0	0	0	0	0	0	0	0
8 - 9	0	0	0	0	0	0	0	0	0	0
9 - 10	0	0	0	0	0	0	0	0	0	0
10 - 11	0	0	0	0	0	0	0	0	0	0
11 - 12	0	0	0	0	0	0	0	0	0	0
12 - 13	0	0	0	0	0	0	0	0	0	0
13 - 14	0	0	0	0	0	0	0	0	0	0
14 - 15	0	0	0	0	0	0	0	0	0	0
15 - 16	0	0	0	0	0	0	0	0	0	0
16 - 17	0	0	0	0	0	0	0	0	0	0
17 - 18	0	0	0	0	0	0	0	0	0	0
18 - 19	0	0	0	0	0	0	0	0	0	0
19 - 20	0	0	0	0	0	0	0	0	0	0
20 - 21	0	0	0	0	0	0	0	0	0	0
21 - 22	0	0	0	0	0	0	0	0	0	0
22 - 23	0	0	0	0	0	0	0	0	0	0
23 - 24	0	0	0	0	0	0	0	0	0	0
Totals	0	0	0	0	0	0	0			
% of Total	0%	0%	0%	0%	0%	0%	0%			

	01/08/2022	to	07/08/2022							
	Monday	Tuesday	Wednesday	Thursday	Friday	Saturday	Sunday	Week	Weekend	Week Day 85%
Hour	01/08/2022	02/08/2022	03/08/2022	04/08/2022	05/08/2022	06/08/2022	07/08/2022	Day Avg	Avg	Avg Speed
0 - 1	0	0	0	0	0	0	0	0	0	0
1 - 2	0	0	0	0	0	0	0	0	0	0
2 - 3	0	0	0	0	0	0	0	0	0	0
3 - 4	0	0	0	0	0	0	0	0	0	0
4 - 5	0	0	0	0	0	0	0	0	0	0
5 - 6	0	0	0	0	0	0	0	0	0	0
6 - 7	0	0	0	0	0	0	0	0	0	0
7 - 8	0	0	0	0	0	0	0	0	0	0
8 - 9	0	0	0	0	0	0	0	0	0	0
9 - 10	0	0	0	0	0	0	0	0	0	0
10 - 11	0	0	0	0	0	0	0	0	0	0
11 - 12	0	0	0	0	0	0	0	0	0	0
12 - 13	0	0	0	0	0	0	0	0	0	0
13 - 14	0	0	0	0	0	0	0	0	0	0
14 - 15	0	0	0	0	0	0	0	0	0	0
15 - 16	0	0	0	0	0	0	0	0	0	0
16 - 17	0	0	0	0	0	0	0	0	0	0
17 - 18	0	0	0	0	0	0	0	0	0	0
18 - 19	0	0	0	0	0	0	0	0	0	0
19 - 20	0	0	0	0	0	0	0	0	0	0
20 - 21	0	0	0	0	0	0	0	0	0	0
21 - 22	0	0	0	0	0	0	0	0	0	0
22 - 23	0	0	0	0	0	0	0	0	0	0
23 - 24	0	0	0	0	0	0	0	0	0	0
Totals	0	0	0	0	0	0	0			
% of Total	0%	0%	0%	0%	0%	0%	0%			

	08/08/2022	to	14/08/2022							
	Monday	Tuesday	Wednesday	Thursday	Friday	Saturday	Sunday	Week	Weekend	Week Day 85%
Hour	08/08/2022	09/08/2022	10/08/2022	11/08/2022	12/08/2022	13/08/2022	14/08/2022	Day Avg	Avg	Avg Speed
0 - 1	0	0	0	0	0	0	0	0	0	0
1 - 2	0	0	0	0	0	0	0	0	0	0
2 - 3	0	0	0	0	0	0	0	0	0	0
3 - 4	0	0	0	0	0	0	0	0	0	0
4 - 5	0	0	0	0	0	0	0	0	0	0
5 - 6	0	0	0	0	0	0	0	0	0	0
6 - 7	0	0	0	0	0	0	0	0	0	0
7 - 8	0	0	0	0	0	0	0	0	0	0
8 - 9	0	0	0	0	0	0	0	0	0	0
9 - 10	0	0	0	0	0	0	0	0	0	0
10 - 11	0	0	0	0	0	0	0	0	0	0
11 - 12	0	0	0	0	0	0	0	0	0	0
12 - 13	0	0	0	0	0	0	0	0	0	0
13 - 14	0	0	0	0	0	0	0	0	0	0
14 - 15	0	0	0	0	0	0	0	0	0	0
15 - 16	0	0	0	0	0	0	0	0	0	0
16 - 17	0	0	0	0	0	0	0	0	0	0
17 - 18	0	0	0	0	0	0	0	0	0	0
18 - 19	0	0	0	0	0	0	0	0	0	0
19 - 20	0	0	0	0	0	0	0	0	0	0
20 - 21	0	0	0	0	0	0	0	0	0	0
21 - 22	0	0	0	0	0	0	0	0	0	0
22 - 23	0	0	0	0	0	0	0	0	0	0
23 - 24	0	0	0	0	0	0	0	0	0	0
Totals	0	0	0	0	0	0	0			
% of Total	0%	0%	0%	0%	0%	0%	0%			

	15/08/2022	to	21/08/2022							
	Monday	Tuesday	Wednesday	Thursday	Friday	Saturday	Sunday	Week	Weekend	Week Day 85%
Hour	15/08/2022	16/08/2022	17/08/2022	18/08/2022	19/08/2022	20/08/2022	21/08/2022	Day Avg	Avg	Avg Speed
0 - 1	0	0	0	*	*	*	*	0	0	0
1 - 2	0	0	0	*	*	*	*	0	0	0
2 - 3	0	0	0	*	*	*	*	0	0	0
3 - 4	0	0	0	*	*	*	*	0	0	0
4 - 5	0	0	0	*	*	*	*	0	0	0
5 - 6	0	0	0	*	*	*	*	0	0	0
6 - 7	0	0	0	*	*	*	*	0	0	0
7 - 8	0	0	0	*	*	*	*	0	0	0
8 - 9	0	0	0	*	*	*	*	0	0	0
9 - 10	0	0	0	*	*	*	*	0	0	0
10 - 11	0	0	0	*	*	*	*	0	0	0
11 - 12	0	0	0	*	*	*	*	0	0	0
12 - 13	0	0	0	*	*	*	*	0	0	0
13 - 14	0	0	0	*	*	*	*	0	0	0
14 - 15	0	0	*	*	*	*	*	0	0	0
15 - 16	0	0	*	*	*	*	*	0	0	0
16 - 17	0	0	*	*	*	*	*	0	0	0
17 - 18	0	0	*	*	*	*	*	0	0	0
18 - 19	0	0	*	*	*	*	*	0	0	0
19 - 20	0	0	*	*	*	*	*	0	0	0
20 - 21	0	0	*	*	*	*	*	0	0	0
21 - 22	0	0	*	*	*	*	*	0	0	0
22 - 23	0	0	*	*	*	*	*	0	0	0
23 - 24	0	0	*	*	*	*	*	0	0	0
Totals	0	0	0	0	0	0	0			
% of Total	0%	0%	0%	0%	0%	0%	0%			

Incoming Monthly EightyFifthSpeeds
 Knoll Lane Facing ?? August 2022

from Mon-Jul-04-2022-02-00-PM to Wed-Aug-17-2022-01-59-PM

Hour	Jul 2022							Week Day Avg	Weekend Avg	Week Day 85% Avg Speed
	Monday	Tuesday	Wednesday	Thursday	Friday	Saturday	Sunday			
0 - 1	39	41.1	44	40.6	40.6	43.1	39.5	41.06	41.3	41.06
1 - 2	39.2	41.2	42.5	39.7	41.7	41.9	39.1	40.86	40.5	40.86
2 - 3	40	40	42.5	39.2	39.5	45	45	40.24	45	40.24
3 - 4	45	42.5	46.2	41.7	43.3	46.7	48.3	43.74	47.5	43.74
4 - 5	41.7	45	38.3	42.5	43.3	43.3	42.5	42.16	42.9	42.16
5 - 6	43.1	40.9	43.8	41.7	42.7	43.3	42.8	42.44	43.05	42.44
6 - 7	44.1	42.3	42.8	42.7	43.3	43.1	47.1	43.04	45.1	43.04
7 - 8	39.6	39.7	40.3	39.6	39.6	40.7	39.2	39.76	39.95	39.76
8 - 9	38.6	38.7	38.2	38.5	38.4	39.7	39.8	38.48	39.75	38.48
9 - 10	38.6	38.7	38.6	39.2	37.9	38.4	40.3	38.6	39.35	38.6
10 - 11	38.1	38.4	38.4	38.1	37.6	38.3	38.8	38.12	38.55	38.12
11 - 12	38.8	38.9	38.5	38.3	38.4	39	38.9	38.58	38.95	38.58
12 - 13	38.9	39	39.1	38.9	38.9	38.5	39.1	38.96	38.8	38.96
13 - 14	39.3	39.8	38.6	37.9	38.6	38.7	38.5	38.84	38.6	38.84
14 - 15	38.7	38.4	38.4	37.6	38.3	38.8	38.8	38.28	38.8	38.28
15 - 16	38.2	37.8	37.9	38	38.3	38.9	38.8	38.04	38.85	38.04
16 - 17	38.6	38.6	38.5	38.3	38.8	39.7	39	38.56	39.35	38.56
17 - 18	39	38.3	37.5	38.2	38.5	39.8	41.3	38.3	40.55	38.3
18 - 19	38.7	38.6	38.8	38.6	38.9	40	40.1	38.72	40.05	38.72
19 - 20	39.7	39.7	39.9	38.8	39.3	39.6	39.7	39.48	39.65	39.48
20 - 21	39.3	39.2	39.1	39.5	39.5	40.8	41.2	39.32	41	39.32
21 - 22	39.1	39.2	38.8	39.1	39.4	39.7	39.6	39.12	39.65	39.12
22 - 23	39.6	39.5	38.8	38.7	39	38.9	39.7	39.12	39.3	39.12
23 - 24	41.8	41.7	40.6	39.9	39.6	38.5	39.5	40.72	39	40.72

Hour	Aug 2022							Week Day Avg	Weekend Avg	Week Day 85% Avg Speed
	Monday	Tuesday	Wednesday	Thursday	Friday	Saturday	Sunday			
0 - 1	0	0	0	0	0	0	0	0	0	0
1 - 2	0	0	0	0	0	0	0	0	0	0
2 - 3	0	0	0	0	0	0	0	0	0	0
3 - 4	0	0	0	0	0	0	0	0	0	0
4 - 5	0	0	0	0	0	0	0	0	0	0
5 - 6	0	0	0	0	0	0	0	0	0	0
6 - 7	0	0	0	0	0	0	0	0	0	0
7 - 8	0	0	0	0	0	0	0	0	0	0
8 - 9	0	0	0	0	0	0	0	0	0	0
9 - 10	0	0	0	0	0	0	0	0	0	0
10 - 11	0	0	0	0	0	0	0	0	0	0
11 - 12	0	0	0	0	0	0	0	0	0	0
12 - 13	0	0	0	0	0	0	0	0	0	0
13 - 14	0	0	0	0	0	0	0	0	0	0
14 - 15	0	0	0	0	0	0	0	0	0	0
15 - 16	0	0	0	0	0	0	0	0	0	0
16 - 17	0	0	0	0	0	0	0	0	0	0
17 - 18	0	0	0	0	0	0	0	0	0	0
18 - 19	0	0	0	0	0	0	0	0	0	0
19 - 20	0	0	0	0	0	0	0	0	0	0
20 - 21	0	0	0	0	0	0	0	0	0	0
21 - 22	0	0	0	0	0	0	0	0	0	0
22 - 23	0	0	0	0	0	0	0	0	0	0
23 - 24	0	0	0	0	0	0	0	0	0	0

Starting Hour	Count	Average Speed of all Traffic	Violator Counts	Average Speed of Violators
00:00:00	0	N/A	N/A	N/A
01:00:00	0	N/A	N/A	N/A
02:00:00	0	N/A	N/A	N/A
03:00:00	0	N/A	N/A	N/A
04:00:00	0	N/A	N/A	N/A
05:00:00	0	N/A	N/A	N/A
06:00:00	0	N/A	N/A	N/A
07:00:00	0	N/A	N/A	N/A
08:00:00	0	N/A	N/A	N/A
09:00:00	0	N/A	N/A	N/A
10:00:00	0	N/A	N/A	N/A
11:00:00	0	N/A	N/A	N/A
12:00:00	0	N/A	N/A	N/A
13:00:00	0	N/A	N/A	N/A
14:00:00	127	6.5	42	39.0
15:00:00	413	5.0	106	38.9
16:00:00	393	5.6	111	39.5
17:00:00	444	5.4	131	39.9
18:00:00	389	6.0	124	39.8
19:00:00	250	8.3	105	39.7
20:00:00	173	12.5	83	40.6
21:00:00	126	12.5	43	39.8
22:00:00	89	16.7	31	41.4
23:00:00	51	23.5	16	41.9
00:00:00	26	22.5	15	40.2
01:00:00	11	33.4	5	41.5
02:00:00	9	26.9	5	37.5
03:00:00	6	25.4	1	37.5
04:00:00	16	36.1	9	44.7
05:00:00	24	23.4	5	39.5
06:00:00	104	14.3	53	39.9
07:00:00	216	9.0	91	39.6
08:00:00	316	6.1	103	39.4
09:00:00	220	8.1	87	38.9
10:00:00	216	9.1	66	39.1
11:00:00	252	7.5	66	39.7
12:00:00	233	7.7	68	39.3
13:00:00	258	8.0	89	39.7
14:00:00	300	6.4	70	38.9
15:00:00	413	5.1	100	39.0
16:00:00	373	5.1	121	39.1
17:00:00	447	4.7	109	38.8
18:00:00	367	5.7	119	39.2
19:00:00	268	7.3	113	39.5
20:00:00	194	10.2	68	39.3
21:00:00	145	11.3	59	39.4
22:00:00	115	13.1	34	39.7
23:00:00	59	18.5	30	39.7
00:00:00	21	35.5	12	42.5
01:00:00	10	26.8	3	47.5
02:00:00	8	34.4	4	38.8

Starting Hour	Count	Average Speed of all Traffic	Violator Counts	Average Speed of Violators
03:00:00	5	34.5	2	42.5
04:00:00	9	24.7	1	42.5
05:00:00	26	28.6	13	41.7
06:00:00	91	18.8	55	40.6
07:00:00	208	9.3	99	39.9
08:00:00	310	6.5	103	39.0
09:00:00	246	8.0	78	39.5
10:00:00	214	7.9	70	39.1
11:00:00	250	7.7	83	39.4
12:00:00	237	8.2	73	39.5
13:00:00	218	8.9	72	39.4
14:00:00	296	6.4	79	38.9
15:00:00	394	4.9	105	38.6
16:00:00	401	5.1	120	38.6
17:00:00	476	4.5	112	39.3
18:00:00	384	5.4	134	39.1
19:00:00	238	9.6	106	40.3
20:00:00	185	10.8	69	40.1
21:00:00	160	10.8	50	40.2
22:00:00	129	13.7	38	40.3
23:00:00	52	21.0	19	41.7
00:00:00	24	30.7	12	41.3
01:00:00	12	27.1	6	37.5
02:00:00	8	36.9	5	40.5
03:00:00	4	30.0	1	37.5
04:00:00	6	34.2	3	40.8
05:00:00	22	29.3	10	41.5
06:00:00	85	19.5	43	40.9
07:00:00	211	9.1	80	39.9
08:00:00	303	6.4	98	39.7
09:00:00	243	7.8	95	39.2
10:00:00	213	8.2	66	38.9
11:00:00	232	7.2	66	38.8
12:00:00	227	7.8	66	39.2
13:00:00	264	7.6	71	39.4
14:00:00	311	6.1	67	39.1
15:00:00	398	4.8	101	38.9
16:00:00	438	4.9	123	38.9
17:00:00	450	4.9	130	39.5
18:00:00	382	5.8	128	39.3
19:00:00	268	7.7	98	39.3
20:00:00	248	8.2	69	40.5
21:00:00	171	11.5	61	40.3
22:00:00	101	13.3	33	39.2
23:00:00	47	23.6	18	39.7
00:00:00	26	24.5	10	39.5
01:00:00	17	31.3	7	41.8
02:00:00	8	30.6	1	37.5
03:00:00	10	30.0	5	43.5
04:00:00	10	32.3	5	41.5
05:00:00	24	21.7	7	37.5

Starting Hour	Count	Average Speed of all Traffic	Violator Counts	Average Speed of Violators
06:00:00	72	17.3	39	39.8
07:00:00	187	8.6	85	39.4
08:00:00	280	7.2	85	39.4
09:00:00	274	6.4	78	39.1
10:00:00	267	7.2	79	38.7
11:00:00	238	8.1	79	39.4
12:00:00	245	7.6	85	39.3
13:00:00	277	6.8	102	39.1
14:00:00	354	5.8	108	38.9
15:00:00	473	4.9	140	39.6
16:00:00	395	5.6	127	39.4
17:00:00	398	5.9	144	39.4
18:00:00	380	5.8	125	39.3
19:00:00	264	7.5	87	40.0
20:00:00	200	9.0	60	40.0
21:00:00	154	12.2	57	39.4
22:00:00	133	13.1	44	40.3
23:00:00	98	15.4	37	39.7
00:00:00	41	22.9	21	41.1
01:00:00	22	28.8	9	40.3
02:00:00	15	29.0	3	54.2
03:00:00	7	32.5	3	39.2
04:00:00	9	35.8	5	41.5
05:00:00	14	28.6	5	41.5
06:00:00	31	29.4	19	40.9
07:00:00	77	18.7	37	40.1
08:00:00	125	13.1	52	39.3
09:00:00	197	9.3	56	39.3
10:00:00	304	6.6	91	39.3
11:00:00	308	6.9	82	40.1
12:00:00	349	5.9	115	39.4
13:00:00	315	6.4	114	39.3
14:00:00	305	6.5	102	39.2
15:00:00	303	6.7	100	39.3
16:00:00	264	7.7	100	39.4
17:00:00	269	8.3	126	39.7
18:00:00	252	7.4	102	39.2
19:00:00	211	9.2	93	39.4
20:00:00	159	12.0	75	39.9
21:00:00	162	10.1	64	39.5
22:00:00	143	11.3	36	40.1
23:00:00	95	13.9	25	39.1
00:00:00	42	18.2	12	37.9
01:00:00	14	31.3	5	38.5
02:00:00	14	35.4	7	40.4
03:00:00	9	39.7	6	44.2
04:00:00	13	36.7	7	42.5
05:00:00	21	26.4	10	40.5
06:00:00	22	31.1	11	42.5
07:00:00	41	24.6	22	39.8
08:00:00	71	17.2	29	39.1

Starting Hour	Count	Average Speed of all Traffic	Violator Counts	Average Speed of Violators
09:00:00	144	12.3	60	39.9
10:00:00	216	8.2	75	39.4
11:00:00	286	7.2	93	39.2
12:00:00	290	6.6	92	39.3
13:00:00	295	6.6	89	38.8
14:00:00	269	7.1	94	39.3
15:00:00	216	7.4	75	38.4
16:00:00	242	8.8	68	40.2
17:00:00	190	11.3	98	40.3
18:00:00	185	10.7	74	40.5
19:00:00	162	11.1	70	39.6
20:00:00	153	12.7	70	40.0
21:00:00	98	16.6	40	40.6
22:00:00	98	13.5	34	39.7
23:00:00	39	25.4	13	39.8
00:00:00	17	28.2	8	40.6
01:00:00	10	37.0	5	42.5
02:00:00	7	35.4	3	39.2
03:00:00	8	39.4	4	47.5
04:00:00	11	32.3	5	41.5
05:00:00	30	22.3	19	42.5
06:00:00	59	21.9	37	41.6
07:00:00	196	10.4	82	40.4
08:00:00	309	6.1	114	38.8
09:00:00	250	7.3	71	39.0
10:00:00	226	7.6	69	38.7
11:00:00	229	8.6	85	39.6
12:00:00	242	8.3	64	40.2
13:00:00	261	6.7	80	38.8
14:00:00	301	6.3	72	39.2
15:00:00	374	5.8	117	39.4
16:00:00	369	5.6	106	39.3
17:00:00	442	5.7	149	39.9
18:00:00	396	4.9	101	39.0
19:00:00	263	8.1	91	39.6
20:00:00	196	8.8	62	39.1
21:00:00	150	11.9	43	39.9
22:00:00	84	15.7	30	39.8
23:00:00	40	22.5	17	40.7
00:00:00	13	31.2	5	37.5
01:00:00	16	27.3	7	40.4
02:00:00	12	30.8	6	41.7
03:00:00	8	36.9	4	45.0
04:00:00	16	29.4	4	43.8
05:00:00	22	27.6	9	41.4
06:00:00	84	17.9	41	40.2
07:00:00	199	9.2	84	40.1
08:00:00	297	5.9	91	38.7
09:00:00	233	7.8	71	38.8
10:00:00	242	6.9	67	38.5
11:00:00	253	7.3	72	38.8

Starting Hour	Count	Average Speed of all Traffic	Violator Counts	Average Speed of Violators
12:00:00	248	7.8	79	39.7
13:00:00	273	6.9	98	39.5
14:00:00	301	6.7	84	39.8
15:00:00	437	5.0	104	39.0
16:00:00	404	5.5	109	39.3
17:00:00	452	4.8	122	39.3
18:00:00	355	5.4	76	38.8
19:00:00	258	8.5	76	39.9
20:00:00	189	9.0	55	39.8
21:00:00	159	10.3	55	38.5
22:00:00	106	16.9	32	40.6
23:00:00	50	23.3	17	42.8
00:00:00	25	22.2	8	40.0
01:00:00	7	26.8	2	47.5
02:00:00	5	34.5	2	45.0
03:00:00	6	36.7	3	42.5
04:00:00	8	27.2	1	37.5
05:00:00	26	26.8	14	43.2
06:00:00	85	17.0	41	40.2
07:00:00	194	9.8	100	39.5
08:00:00	340	5.5	100	38.9
09:00:00	224	8.0	62	39.1
10:00:00	220	8.2	55	39.6
11:00:00	235	8.0	67	39.2
12:00:00	223	9.2	57	40.5
13:00:00	264	7.0	83	39.2
14:00:00	318	6.7	92	39.5
15:00:00	457	4.1	115	39.1
16:00:00	402	5.4	109	39.7
17:00:00	461	4.5	110	39.2
18:00:00	389	5.4	113	39.0
19:00:00	234	8.4	86	39.7
20:00:00	228	8.3	82	40.1
21:00:00	149	11.4	43	40.1
22:00:00	98	14.2	32	39.2
23:00:00	57	21.5	23	41.0
00:00:00	19	29.7	9	38.6
01:00:00	26	23.5	9	40.8
02:00:00	6	35.8	3	40.8
03:00:00	6	31.3	3	42.5
04:00:00	13	28.7	6	41.7
05:00:00	24	24.3	9	39.7
06:00:00	84	16.8	41	41.0
07:00:00	198	9.7	77	40.0
08:00:00	315	6.7	99	39.1
09:00:00	237	7.2	81	38.7
10:00:00	229	7.4	65	39.0
11:00:00	250	8.4	73	40.2
12:00:00	226	8.0	73	39.4
13:00:00	269	8.2	83	39.8
14:00:00	338	5.9	103	38.9

Starting Hour	Count	Average Speed of all Traffic	Violator Counts	Average Speed of Violators
15:00:00	490	4.5	121	39.5
16:00:00	383	5.9	108	39.7
17:00:00	434	5.4	118	39.5
18:00:00	364	6.0	102	39.6
19:00:00	283	7.4	87	39.5
20:00:00	208	9.7	76	40.7
21:00:00	154	10.2	37	39.1
22:00:00	116	12.6	41	39.5
23:00:00	53	21.4	24	40.2
00:00:00	18	30.3	8	39.4
01:00:00	10	34.3	6	44.2
02:00:00	11	33.9	4	38.8
03:00:00	5	32.5	2	40.0
04:00:00	12	33.8	4	42.5
05:00:00	26	32.5	17	42.8
06:00:00	86	17.2	47	41.4
07:00:00	182	10.1	79	39.7
08:00:00	318	6.4	88	38.9
09:00:00	293	6.2	75	38.8
10:00:00	253	7.0	69	38.4
11:00:00	260	6.7	81	38.6
12:00:00	294	6.4	78	38.7
13:00:00	297	6.8	95	39.3
14:00:00	334	6.2	92	39.1
15:00:00	438	4.8	126	39.1
16:00:00	474	4.8	142	39.5
17:00:00	491	4.3	135	38.8
18:00:00	362	6.4	136	39.8
19:00:00	328	6.4	113	39.5
20:00:00	226	9.5	76	39.8
21:00:00	170	9.4	52	39.5
22:00:00	128	12.2	28	41.4
23:00:00	87	18.1	36	40.1
00:00:00	50	23.0	19	41.2
01:00:00	23	25.8	11	40.2
02:00:00	18	30.7	8	44.4
03:00:00	15	38.8	11	43.4
04:00:00	7	33.9	3	40.8
05:00:00	17	26.9	6	45.0
06:00:00	35	24.2	18	41.4
07:00:00	67	18.6	31	40.1
08:00:00	129	13.0	61	40.0
09:00:00	212	8.6	71	38.8
10:00:00	297	6.0	79	38.6
11:00:00	294	7.7	108	39.7
12:00:00	327	5.6	86	39.0
13:00:00	343	5.7	109	39.0
14:00:00	283	7.5	96	39.7
15:00:00	304	7.3	105	39.8
16:00:00	281	8.7	99	40.3
17:00:00	242	7.9	92	39.6

Starting Hour	Count	Average Speed of all Traffic	Violator Counts	Average Speed of Violators
18:00:00	238	9.5	96	40.6
19:00:00	207	8.5	71	39.5
20:00:00	168	11.9	78	40.3
21:00:00	146	12.7	52	40.0
22:00:00	141	10.3	37	38.9
23:00:00	90	16.4	39	39.8
00:00:00	61	18.3	21	40.6
01:00:00	27	25.7	10	40.5
02:00:00	12	34.6	10	44.0
03:00:00	13	34.0	10	42.0
04:00:00	11	28.4	5	39.5
05:00:00	15	28.2	6	45.0
06:00:00	31	31.5	18	43.9
07:00:00	46	18.6	19	38.3
08:00:00	72	18.5	30	40.0
09:00:00	146	12.6	64	40.1
10:00:00	241	7.7	75	39.4
11:00:00	290	6.7	94	39.5
12:00:00	279	6.3	98	39.6
13:00:00	280	7.3	91	39.4
14:00:00	252	6.8	88	38.8
15:00:00	202	9.5	79	39.7
16:00:00	260	7.6	84	39.5
17:00:00	206	8.8	97	39.7
18:00:00	202	9.9	80	39.7
19:00:00	168	10.8	71	39.8
20:00:00	150	12.1	57	40.5
21:00:00	118	13.1	39	40.1
22:00:00	79	18.9	35	40.8
23:00:00	46	22.3	20	39.3
00:00:00	15	28.2	5	37.5
01:00:00	11	27.0	3	39.2
02:00:00	5	32.5	2	37.5
03:00:00	4	31.3	1	42.5
04:00:00	7	31.8	3	39.2
05:00:00	31	26.9	12	39.6
06:00:00	69	19.9	46	40.5
07:00:00	171	10.6	65	39.1
08:00:00	285	6.4	94	38.8
09:00:00	262	6.7	92	38.6
10:00:00	184	9.3	51	39.8
11:00:00	218	8.0	67	39.0
12:00:00	243	8.4	84	39.6
13:00:00	256	8.2	102	39.9
14:00:00	271	7.4	105	39.6
15:00:00	375	5.3	116	39.0
16:00:00	368	5.9	112	39.3
17:00:00	371	5.9	129	39.1
18:00:00	307	6.5	107	39.5
19:00:00	202	8.9	83	39.3
20:00:00	174	10.3	54	40.1

Starting Hour	Count	Average Speed of all Traffic	Violator Counts	Average Speed of Violators
21:00:00	133	13.0	33	40.8
22:00:00	91	15.3	29	39.9
23:00:00	46	22.4	19	39.9
00:00:00	26	29.8	12	41.7
01:00:00	7	34.3	4	43.8
02:00:00	8	34.4	3	42.5
03:00:00	8	36.9	4	42.5
04:00:00	12	35.2	6	44.2
05:00:00	33	28.3	16	40.6
06:00:00	78	19.0	41	40.3
07:00:00	185	9.9	78	39.4
08:00:00	272	7.0	82	39.2
09:00:00	249	7.7	81	39.2
10:00:00	209	8.8	72	39.2
11:00:00	228	8.4	90	39.6
12:00:00	229	8.8	86	39.8
13:00:00	227	9.0	82	40.5
14:00:00	289	7.2	106	39.9
15:00:00	354	5.6	110	39.0
16:00:00	323	6.1	117	39.1
17:00:00	351	6.4	124	39.9
18:00:00	293	7.6	106	39.8
19:00:00	212	9.2	100	39.7
20:00:00	190	9.8	65	39.9
21:00:00	113	15.2	40	40.8
22:00:00	116	14.1	43	40.1
23:00:00	48	25.1	23	40.5
00:00:00	21	30.6	13	41.0
01:00:00	10	35.5	7	38.9
02:00:00	7	36.8	5	39.5
03:00:00	8	36.3	4	41.3
04:00:00	12	32.3	5	43.5
05:00:00	24	24.7	7	41.8
06:00:00	68	19.2	35	40.1
07:00:00	194	10.5	67	40.6
08:00:00	342	5.6	101	38.8
09:00:00	240	7.2	72	38.7
10:00:00	220	8.7	67	39.4
11:00:00	232	8.0	65	39.3
12:00:00	215	9.2	85	39.5
13:00:00	244	8.0	75	39.2
14:00:00	292	6.9	90	39.7
15:00:00	343	6.3	117	39.1
16:00:00	385	5.8	119	39.4
17:00:00	430	4.8	108	39.0
18:00:00	388	5.8	115	39.7
19:00:00	268	7.6	93	39.4
20:00:00	230	9.1	65	40.0
21:00:00	160	10.1	47	39.3
22:00:00	119	13.0	30	40.2
23:00:00	56	20.8	18	41.1

Starting Hour	Count	Average Speed of all Traffic	Violator Counts	Average Speed of Violators
00:00:00	33	22.3	11	41.6
01:00:00	17	26.6	8	38.8
02:00:00	11	26.1	2	37.5
03:00:00	10	23.3	3	39.2
04:00:00	7	31.8	2	42.5
05:00:00	18	28.6	11	39.8
06:00:00	68	19.4	42	39.8
07:00:00	160	12.0	54	40.0
08:00:00	231	7.6	70	38.9
09:00:00	193	9.4	73	39.3
10:00:00	219	7.8	68	38.6
11:00:00	241	7.2	66	38.6
12:00:00	268	7.1	86	39.2
13:00:00	268	5.8	67	38.5
14:00:00	272	6.3	62	38.9
15:00:00	318	6.2	94	39.5
16:00:00	380	5.7	93	39.2
17:00:00	438	5.1	119	38.8
18:00:00	327	6.3	99	39.1
19:00:00	269	6.8	76	39.3
20:00:00	184	9.4	65	39.7
21:00:00	131	13.5	44	41.1
22:00:00	128	12.7	38	39.7
23:00:00	54	18.4	25	39.5
00:00:00	35	21.3	9	40.3
01:00:00	18	26.7	9	39.2
02:00:00	11	31.4	5	39.5
03:00:00	9	28.1	4	40.0
04:00:00	8	31.9	2	42.5
05:00:00	19	31.4	7	43.9
06:00:00	80	20.9	41	41.0
07:00:00	170	10.6	64	39.1
08:00:00	211	8.6	75	39.1
09:00:00	239	7.9	62	39.5
10:00:00	228	7.4	47	38.8
11:00:00	257	7.4	72	39.7
12:00:00	267	7.5	86	39.5
13:00:00	265	7.3	76	39.7
14:00:00	360	5.3	93	38.8
15:00:00	312	5.8	95	38.6
16:00:00	361	5.7	118	39.3
17:00:00	437	5.2	119	39.2
18:00:00	375	5.1	110	39.1
19:00:00	267	7.6	108	39.8
20:00:00	186	10.9	75	40.5
21:00:00	48	13.6	25	39.9
22:00:00	0	N/A	N/A	N/A
23:00:00	0	N/A	N/A	N/A
00:00:00	0	N/A	N/A	N/A
01:00:00	0	N/A	N/A	N/A
02:00:00	0	N/A	N/A	N/A

Starting Hour	Count	Average Speed of all Traffic	Violator Counts	Average Speed of Violators
03:00:00	0	N/A	N/A	N/A
04:00:00	0	N/A	N/A	N/A
05:00:00	0	N/A	N/A	N/A
06:00:00	0	N/A	N/A	N/A
07:00:00	0	N/A	N/A	N/A
08:00:00	0	N/A	N/A	N/A
09:00:00	0	N/A	N/A	N/A
10:00:00	0	N/A	N/A	N/A
11:00:00	0	N/A	N/A	N/A
12:00:00	0	N/A	N/A	N/A
13:00:00	0	N/A	N/A	N/A
14:00:00	0	N/A	N/A	N/A
15:00:00	0	N/A	N/A	N/A
16:00:00	0	N/A	N/A	N/A
17:00:00	0	N/A	N/A	N/A
18:00:00	0	N/A	N/A	N/A
19:00:00	0	N/A	N/A	N/A
20:00:00	0	N/A	N/A	N/A
21:00:00	0	N/A	N/A	N/A
22:00:00	0	N/A	N/A	N/A
23:00:00	0	N/A	N/A	N/A
00:00:00	0	N/A	N/A	N/A
01:00:00	0	N/A	N/A	N/A
02:00:00	0	N/A	N/A	N/A
03:00:00	0	N/A	N/A	N/A
04:00:00	0	N/A	N/A	N/A
05:00:00	0	N/A	N/A	N/A
06:00:00	0	N/A	N/A	N/A
07:00:00	0	N/A	N/A	N/A
08:00:00	0	N/A	N/A	N/A
09:00:00	0	N/A	N/A	N/A
10:00:00	0	N/A	N/A	N/A
11:00:00	0	N/A	N/A	N/A
12:00:00	0	N/A	N/A	N/A
13:00:00	0	N/A	N/A	N/A
14:00:00	0	N/A	N/A	N/A
15:00:00	0	N/A	N/A	N/A
16:00:00	0	N/A	N/A	N/A
17:00:00	0	N/A	N/A	N/A
18:00:00	0	N/A	N/A	N/A
19:00:00	0	N/A	N/A	N/A
20:00:00	0	N/A	N/A	N/A
21:00:00	0	N/A	N/A	N/A
22:00:00	0	N/A	N/A	N/A
23:00:00	0	N/A	N/A	N/A
00:00:00	0	N/A	N/A	N/A
01:00:00	0	N/A	N/A	N/A
02:00:00	0	N/A	N/A	N/A
03:00:00	0	N/A	N/A	N/A
04:00:00	0	N/A	N/A	N/A
05:00:00	0	N/A	N/A	N/A

Starting Hour	Count	Average Speed of all Traffic	Violator Counts	Average Speed of Violators
06:00:00	0	N/A	N/A	N/A
07:00:00	0	N/A	N/A	N/A
08:00:00	0	N/A	N/A	N/A
09:00:00	0	N/A	N/A	N/A
10:00:00	0	N/A	N/A	N/A
11:00:00	0	N/A	N/A	N/A
12:00:00	0	N/A	N/A	N/A
13:00:00	0	N/A	N/A	N/A
14:00:00	0	N/A	N/A	N/A
15:00:00	0	N/A	N/A	N/A
16:00:00	0	N/A	N/A	N/A
17:00:00	0	N/A	N/A	N/A
18:00:00	0	N/A	N/A	N/A
19:00:00	0	N/A	N/A	N/A
20:00:00	0	N/A	N/A	N/A
21:00:00	0	N/A	N/A	N/A
22:00:00	0	N/A	N/A	N/A
23:00:00	0	N/A	N/A	N/A
00:00:00	0	N/A	N/A	N/A
01:00:00	0	N/A	N/A	N/A
02:00:00	0	N/A	N/A	N/A
03:00:00	0	N/A	N/A	N/A
04:00:00	0	N/A	N/A	N/A
05:00:00	0	N/A	N/A	N/A
06:00:00	0	N/A	N/A	N/A
07:00:00	0	N/A	N/A	N/A
08:00:00	0	N/A	N/A	N/A
09:00:00	0	N/A	N/A	N/A
10:00:00	0	N/A	N/A	N/A
11:00:00	0	N/A	N/A	N/A
12:00:00	0	N/A	N/A	N/A
13:00:00	0	N/A	N/A	N/A
14:00:00	0	N/A	N/A	N/A
15:00:00	0	N/A	N/A	N/A
16:00:00	0	N/A	N/A	N/A
17:00:00	0	N/A	N/A	N/A
18:00:00	0	N/A	N/A	N/A
19:00:00	0	N/A	N/A	N/A
20:00:00	0	N/A	N/A	N/A
21:00:00	0	N/A	N/A	N/A
22:00:00	0	N/A	N/A	N/A
23:00:00	0	N/A	N/A	N/A
00:00:00	0	N/A	N/A	N/A
01:00:00	0	N/A	N/A	N/A
02:00:00	0	N/A	N/A	N/A
03:00:00	0	N/A	N/A	N/A
04:00:00	0	N/A	N/A	N/A
05:00:00	0	N/A	N/A	N/A
06:00:00	0	N/A	N/A	N/A
07:00:00	0	N/A	N/A	N/A
08:00:00	0	N/A	N/A	N/A

Starting Hour	Count	Average Speed of all Traffic	Violator Counts	Average Speed of Violators
09:00:00	0	N/A	N/A	N/A
10:00:00	0	N/A	N/A	N/A
11:00:00	0	N/A	N/A	N/A
12:00:00	0	N/A	N/A	N/A
13:00:00	0	N/A	N/A	N/A
14:00:00	0	N/A	N/A	N/A
15:00:00	0	N/A	N/A	N/A
16:00:00	0	N/A	N/A	N/A
17:00:00	0	N/A	N/A	N/A
18:00:00	0	N/A	N/A	N/A
19:00:00	0	N/A	N/A	N/A
20:00:00	0	N/A	N/A	N/A
21:00:00	0	N/A	N/A	N/A
22:00:00	0	N/A	N/A	N/A
23:00:00	0	N/A	N/A	N/A
00:00:00	0	N/A	N/A	N/A
01:00:00	0	N/A	N/A	N/A
02:00:00	0	N/A	N/A	N/A
03:00:00	0	N/A	N/A	N/A
04:00:00	0	N/A	N/A	N/A
05:00:00	0	N/A	N/A	N/A
06:00:00	0	N/A	N/A	N/A
07:00:00	0	N/A	N/A	N/A
08:00:00	0	N/A	N/A	N/A
09:00:00	0	N/A	N/A	N/A
10:00:00	0	N/A	N/A	N/A
11:00:00	0	N/A	N/A	N/A
12:00:00	0	N/A	N/A	N/A
13:00:00	0	N/A	N/A	N/A
14:00:00	0	N/A	N/A	N/A
15:00:00	0	N/A	N/A	N/A
16:00:00	0	N/A	N/A	N/A
17:00:00	0	N/A	N/A	N/A
18:00:00	0	N/A	N/A	N/A
19:00:00	0	N/A	N/A	N/A
20:00:00	0	N/A	N/A	N/A
21:00:00	0	N/A	N/A	N/A
22:00:00	0	N/A	N/A	N/A
23:00:00	0	N/A	N/A	N/A
00:00:00	0	N/A	N/A	N/A
01:00:00	0	N/A	N/A	N/A
02:00:00	0	N/A	N/A	N/A
03:00:00	0	N/A	N/A	N/A
04:00:00	0	N/A	N/A	N/A
05:00:00	0	N/A	N/A	N/A
06:00:00	0	N/A	N/A	N/A
07:00:00	0	N/A	N/A	N/A
08:00:00	0	N/A	N/A	N/A
09:00:00	0	N/A	N/A	N/A
10:00:00	0	N/A	N/A	N/A
11:00:00	0	N/A	N/A	N/A

Starting Hour	Count	Average Speed of all Traffic	Violator Counts	Average Speed of Violators
12:00:00	0	N/A	N/A	N/A
13:00:00	0	N/A	N/A	N/A
14:00:00	0	N/A	N/A	N/A
15:00:00	0	N/A	N/A	N/A
16:00:00	0	N/A	N/A	N/A
17:00:00	0	N/A	N/A	N/A
18:00:00	0	N/A	N/A	N/A
19:00:00	0	N/A	N/A	N/A
20:00:00	0	N/A	N/A	N/A
21:00:00	0	N/A	N/A	N/A
22:00:00	0	N/A	N/A	N/A
23:00:00	0	N/A	N/A	N/A
00:00:00	0	N/A	N/A	N/A
01:00:00	0	N/A	N/A	N/A
02:00:00	0	N/A	N/A	N/A
03:00:00	0	N/A	N/A	N/A
04:00:00	0	N/A	N/A	N/A
05:00:00	0	N/A	N/A	N/A
06:00:00	0	N/A	N/A	N/A
07:00:00	0	N/A	N/A	N/A
08:00:00	0	N/A	N/A	N/A
09:00:00	0	N/A	N/A	N/A
10:00:00	0	N/A	N/A	N/A
11:00:00	0	N/A	N/A	N/A
12:00:00	0	N/A	N/A	N/A
13:00:00	0	N/A	N/A	N/A
14:00:00	0	N/A	N/A	N/A
15:00:00	0	N/A	N/A	N/A
16:00:00	0	N/A	N/A	N/A
17:00:00	0	N/A	N/A	N/A
18:00:00	0	N/A	N/A	N/A
19:00:00	0	N/A	N/A	N/A
20:00:00	0	N/A	N/A	N/A
21:00:00	0	N/A	N/A	N/A
22:00:00	0	N/A	N/A	N/A
23:00:00	0	N/A	N/A	N/A
00:00:00	0	N/A	N/A	N/A
01:00:00	0	N/A	N/A	N/A
02:00:00	0	N/A	N/A	N/A
03:00:00	0	N/A	N/A	N/A
04:00:00	0	N/A	N/A	N/A
05:00:00	0	N/A	N/A	N/A
06:00:00	0	N/A	N/A	N/A
07:00:00	0	N/A	N/A	N/A
08:00:00	0	N/A	N/A	N/A
09:00:00	0	N/A	N/A	N/A
10:00:00	0	N/A	N/A	N/A
11:00:00	0	N/A	N/A	N/A
12:00:00	0	N/A	N/A	N/A
13:00:00	0	N/A	N/A	N/A
14:00:00	0	N/A	N/A	N/A

Starting Hour	Count	Average Speed of all Traffic	Violator Counts	Average Speed of Violators
15:00:00	0	N/A	N/A	N/A
16:00:00	0	N/A	N/A	N/A
17:00:00	0	N/A	N/A	N/A
18:00:00	0	N/A	N/A	N/A
19:00:00	0	N/A	N/A	N/A
20:00:00	0	N/A	N/A	N/A
21:00:00	0	N/A	N/A	N/A
22:00:00	0	N/A	N/A	N/A
23:00:00	0	N/A	N/A	N/A
00:00:00	0	N/A	N/A	N/A
01:00:00	0	N/A	N/A	N/A
02:00:00	0	N/A	N/A	N/A
03:00:00	0	N/A	N/A	N/A
04:00:00	0	N/A	N/A	N/A
05:00:00	0	N/A	N/A	N/A
06:00:00	0	N/A	N/A	N/A
07:00:00	0	N/A	N/A	N/A
08:00:00	0	N/A	N/A	N/A
09:00:00	0	N/A	N/A	N/A
10:00:00	0	N/A	N/A	N/A
11:00:00	0	N/A	N/A	N/A
12:00:00	0	N/A	N/A	N/A
13:00:00	0	N/A	N/A	N/A
14:00:00	0	N/A	N/A	N/A
15:00:00	0	N/A	N/A	N/A
16:00:00	0	N/A	N/A	N/A
17:00:00	0	N/A	N/A	N/A
18:00:00	0	N/A	N/A	N/A
19:00:00	0	N/A	N/A	N/A
20:00:00	0	N/A	N/A	N/A
21:00:00	0	N/A	N/A	N/A
22:00:00	0	N/A	N/A	N/A
23:00:00	0	N/A	N/A	N/A
00:00:00	0	N/A	N/A	N/A
01:00:00	0	N/A	N/A	N/A
02:00:00	0	N/A	N/A	N/A
03:00:00	0	N/A	N/A	N/A
04:00:00	0	N/A	N/A	N/A
05:00:00	0	N/A	N/A	N/A
06:00:00	0	N/A	N/A	N/A
07:00:00	0	N/A	N/A	N/A
08:00:00	0	N/A	N/A	N/A
09:00:00	0	N/A	N/A	N/A
10:00:00	0	N/A	N/A	N/A
11:00:00	0	N/A	N/A	N/A
12:00:00	0	N/A	N/A	N/A
13:00:00	0	N/A	N/A	N/A
14:00:00	0	N/A	N/A	N/A
15:00:00	0	N/A	N/A	N/A
16:00:00	0	N/A	N/A	N/A
17:00:00	0	N/A	N/A	N/A

Starting Hour	Count	Average Speed of all Traffic	Violator Counts	Average Speed of Violators
18:00:00	0	N/A	N/A	N/A
19:00:00	0	N/A	N/A	N/A
20:00:00	0	N/A	N/A	N/A
21:00:00	0	N/A	N/A	N/A
22:00:00	0	N/A	N/A	N/A
23:00:00	0	N/A	N/A	N/A
00:00:00	0	N/A	N/A	N/A
01:00:00	0	N/A	N/A	N/A
02:00:00	0	N/A	N/A	N/A
03:00:00	0	N/A	N/A	N/A
04:00:00	0	N/A	N/A	N/A
05:00:00	0	N/A	N/A	N/A
06:00:00	0	N/A	N/A	N/A
07:00:00	0	N/A	N/A	N/A
08:00:00	0	N/A	N/A	N/A
09:00:00	0	N/A	N/A	N/A
10:00:00	0	N/A	N/A	N/A
11:00:00	0	N/A	N/A	N/A
12:00:00	0	N/A	N/A	N/A
13:00:00	0	N/A	N/A	N/A
14:00:00	0	N/A	N/A	N/A
15:00:00	0	N/A	N/A	N/A
16:00:00	0	N/A	N/A	N/A
17:00:00	0	N/A	N/A	N/A
18:00:00	0	N/A	N/A	N/A
19:00:00	0	N/A	N/A	N/A
20:00:00	0	N/A	N/A	N/A
21:00:00	0	N/A	N/A	N/A
22:00:00	0	N/A	N/A	N/A
23:00:00	0	N/A	N/A	N/A
00:00:00	0	N/A	N/A	N/A
01:00:00	0	N/A	N/A	N/A
02:00:00	0	N/A	N/A	N/A
03:00:00	0	N/A	N/A	N/A
04:00:00	0	N/A	N/A	N/A
05:00:00	0	N/A	N/A	N/A
06:00:00	0	N/A	N/A	N/A
07:00:00	0	N/A	N/A	N/A
08:00:00	0	N/A	N/A	N/A
09:00:00	0	N/A	N/A	N/A
10:00:00	0	N/A	N/A	N/A
11:00:00	0	N/A	N/A	N/A
12:00:00	0	N/A	N/A	N/A
13:00:00	0	N/A	N/A	N/A
14:00:00	0	N/A	N/A	N/A
15:00:00	0	N/A	N/A	N/A
16:00:00	0	N/A	N/A	N/A
17:00:00	0	N/A	N/A	N/A
18:00:00	0	N/A	N/A	N/A
19:00:00	0	N/A	N/A	N/A
20:00:00	0	N/A	N/A	N/A

Starting Hour	Count	Average Speed of all Traffic	Violator Counts	Average Speed of Violators
21:00:00	0	N/A	N/A	N/A
22:00:00	0	N/A	N/A	N/A
23:00:00	0	N/A	N/A	N/A
00:00:00	0	N/A	N/A	N/A
01:00:00	0	N/A	N/A	N/A
02:00:00	0	N/A	N/A	N/A
03:00:00	0	N/A	N/A	N/A
04:00:00	0	N/A	N/A	N/A
05:00:00	0	N/A	N/A	N/A
06:00:00	0	N/A	N/A	N/A
07:00:00	0	N/A	N/A	N/A
08:00:00	0	N/A	N/A	N/A
09:00:00	0	N/A	N/A	N/A
10:00:00	0	N/A	N/A	N/A
11:00:00	0	N/A	N/A	N/A
12:00:00	0	N/A	N/A	N/A
13:00:00	0	N/A	N/A	N/A
14:00:00	0	N/A	N/A	N/A
15:00:00	0	N/A	N/A	N/A
16:00:00	0	N/A	N/A	N/A
17:00:00	0	N/A	N/A	N/A
18:00:00	0	N/A	N/A	N/A
19:00:00	0	N/A	N/A	N/A
20:00:00	0	N/A	N/A	N/A
21:00:00	0	N/A	N/A	N/A
22:00:00	0	N/A	N/A	N/A
23:00:00	0	N/A	N/A	N/A
00:00:00	0	N/A	N/A	N/A
01:00:00	0	N/A	N/A	N/A
02:00:00	0	N/A	N/A	N/A
03:00:00	0	N/A	N/A	N/A
04:00:00	0	N/A	N/A	N/A
05:00:00	0	N/A	N/A	N/A
06:00:00	0	N/A	N/A	N/A
07:00:00	0	N/A	N/A	N/A
08:00:00	0	N/A	N/A	N/A
09:00:00	0	N/A	N/A	N/A
10:00:00	0	N/A	N/A	N/A
11:00:00	0	N/A	N/A	N/A
12:00:00	0	N/A	N/A	N/A
13:00:00	0	N/A	N/A	N/A
14:00:00	0	N/A	N/A	N/A
15:00:00	0	N/A	N/A	N/A
16:00:00	0	N/A	N/A	N/A
17:00:00	0	N/A	N/A	N/A
18:00:00	0	N/A	N/A	N/A
19:00:00	0	N/A	N/A	N/A
20:00:00	0	N/A	N/A	N/A
21:00:00	0	N/A	N/A	N/A
22:00:00	0	N/A	N/A	N/A
23:00:00	0	N/A	N/A	N/A

Starting Hour	Count	Average Speed of all Traffic	Violator Counts	Average Speed of Violators
00:00:00	0	N/A	N/A	N/A
01:00:00	0	N/A	N/A	N/A
02:00:00	0	N/A	N/A	N/A
03:00:00	0	N/A	N/A	N/A
04:00:00	0	N/A	N/A	N/A
05:00:00	0	N/A	N/A	N/A
06:00:00	0	N/A	N/A	N/A
07:00:00	0	N/A	N/A	N/A
08:00:00	0	N/A	N/A	N/A
09:00:00	0	N/A	N/A	N/A
10:00:00	0	N/A	N/A	N/A
11:00:00	0	N/A	N/A	N/A
12:00:00	0	N/A	N/A	N/A
13:00:00	0	N/A	N/A	N/A
14:00:00	0	N/A	N/A	N/A
15:00:00	0	N/A	N/A	N/A
16:00:00	0	N/A	N/A	N/A
17:00:00	0	N/A	N/A	N/A
18:00:00	0	N/A	N/A	N/A
19:00:00	0	N/A	N/A	N/A
20:00:00	0	N/A	N/A	N/A
21:00:00	0	N/A	N/A	N/A
22:00:00	0	N/A	N/A	N/A
23:00:00	0	N/A	N/A	N/A
00:00:00	0	N/A	N/A	N/A
01:00:00	0	N/A	N/A	N/A
02:00:00	0	N/A	N/A	N/A
03:00:00	0	N/A	N/A	N/A
04:00:00	0	N/A	N/A	N/A
05:00:00	0	N/A	N/A	N/A
06:00:00	0	N/A	N/A	N/A
07:00:00	0	N/A	N/A	N/A
08:00:00	0	N/A	N/A	N/A
09:00:00	0	N/A	N/A	N/A
10:00:00	0	N/A	N/A	N/A
11:00:00	0	N/A	N/A	N/A
12:00:00	0	N/A	N/A	N/A
13:00:00	0	N/A	N/A	N/A
14:00:00	0	N/A	N/A	N/A
15:00:00	0	N/A	N/A	N/A
16:00:00	0	N/A	N/A	N/A
17:00:00	0	N/A	N/A	N/A
18:00:00	0	N/A	N/A	N/A
19:00:00	0	N/A	N/A	N/A
20:00:00	0	N/A	N/A	N/A
21:00:00	0	N/A	N/A	N/A
22:00:00	0	N/A	N/A	N/A
23:00:00	0	N/A	N/A	N/A
00:00:00	0	N/A	N/A	N/A
01:00:00	0	N/A	N/A	N/A
02:00:00	0	N/A	N/A	N/A

Starting Hour	Count	Average Speed of all Traffic	Violator Counts	Average Speed of Violators
03:00:00	0	N/A	N/A	N/A
04:00:00	0	N/A	N/A	N/A
05:00:00	0	N/A	N/A	N/A
06:00:00	0	N/A	N/A	N/A
07:00:00	0	N/A	N/A	N/A
08:00:00	0	N/A	N/A	N/A
09:00:00	0	N/A	N/A	N/A
10:00:00	0	N/A	N/A	N/A
11:00:00	0	N/A	N/A	N/A
12:00:00	0	N/A	N/A	N/A
13:00:00	0	N/A	N/A	N/A
14:00:00	0	N/A	N/A	N/A
15:00:00	0	N/A	N/A	N/A
16:00:00	0	N/A	N/A	N/A
17:00:00	0	N/A	N/A	N/A
18:00:00	0	N/A	N/A	N/A
19:00:00	0	N/A	N/A	N/A
20:00:00	0	N/A	N/A	N/A
21:00:00	0	N/A	N/A	N/A
22:00:00	0	N/A	N/A	N/A
23:00:00	0	N/A	N/A	N/A
00:00:00	0	N/A	N/A	N/A
01:00:00	0	N/A	N/A	N/A
02:00:00	0	N/A	N/A	N/A
03:00:00	0	N/A	N/A	N/A
04:00:00	0	N/A	N/A	N/A
05:00:00	0	N/A	N/A	N/A
06:00:00	0	N/A	N/A	N/A
07:00:00	0	N/A	N/A	N/A
08:00:00	0	N/A	N/A	N/A
09:00:00	0	N/A	N/A	N/A
10:00:00	0	N/A	N/A	N/A
11:00:00	0	N/A	N/A	N/A
12:00:00	0	N/A	N/A	N/A
13:00:00	0	N/A	N/A	N/A
14:00:00	0	N/A	N/A	N/A
15:00:00	0	N/A	N/A	N/A
16:00:00	0	N/A	N/A	N/A
17:00:00	0	N/A	N/A	N/A
18:00:00	0	N/A	N/A	N/A
19:00:00	0	N/A	N/A	N/A
20:00:00	0	N/A	N/A	N/A
21:00:00	0	N/A	N/A	N/A
22:00:00	0	N/A	N/A	N/A
23:00:00	0	N/A	N/A	N/A
00:00:00	0	N/A	N/A	N/A
01:00:00	0	N/A	N/A	N/A
02:00:00	0	N/A	N/A	N/A
03:00:00	0	N/A	N/A	N/A
04:00:00	0	N/A	N/A	N/A
05:00:00	0	N/A	N/A	N/A

Starting Hour	Count	Average Speed of all Traffic	Violator Counts	Average Speed of Violators
06:00:00	0	N/A	N/A	N/A
07:00:00	0	N/A	N/A	N/A
08:00:00	0	N/A	N/A	N/A
09:00:00	0	N/A	N/A	N/A
10:00:00	0	N/A	N/A	N/A
11:00:00	0	N/A	N/A	N/A
12:00:00	0	N/A	N/A	N/A
13:00:00	0	N/A	N/A	N/A
14:00:00	0	N/A	N/A	N/A
15:00:00	0	N/A	N/A	N/A
16:00:00	0	N/A	N/A	N/A
17:00:00	0	N/A	N/A	N/A
18:00:00	0	N/A	N/A	N/A
19:00:00	0	N/A	N/A	N/A
20:00:00	0	N/A	N/A	N/A
21:00:00	0	N/A	N/A	N/A
22:00:00	0	N/A	N/A	N/A
23:00:00	0	N/A	N/A	N/A
00:00:00	0	N/A	N/A	N/A
01:00:00	0	N/A	N/A	N/A
02:00:00	0	N/A	N/A	N/A
03:00:00	0	N/A	N/A	N/A
04:00:00	0	N/A	N/A	N/A
05:00:00	0	N/A	N/A	N/A
06:00:00	0	N/A	N/A	N/A
07:00:00	0	N/A	N/A	N/A
08:00:00	0	N/A	N/A	N/A
09:00:00	0	N/A	N/A	N/A
10:00:00	0	N/A	N/A	N/A
11:00:00	0	N/A	N/A	N/A
12:00:00	0	N/A	N/A	N/A
13:00:00	0	N/A	N/A	N/A
14:00:00	0	N/A	N/A	N/A
15:00:00	0	N/A	N/A	N/A
16:00:00	0	N/A	N/A	N/A
17:00:00	0	N/A	N/A	N/A
18:00:00	0	N/A	N/A	N/A
19:00:00	0	N/A	N/A	N/A
20:00:00	0	N/A	N/A	N/A
21:00:00	0	N/A	N/A	N/A
22:00:00	0	N/A	N/A	N/A
23:00:00	0	N/A	N/A	N/A
00:00:00	0	N/A	N/A	N/A
01:00:00	0	N/A	N/A	N/A
02:00:00	0	N/A	N/A	N/A
03:00:00	0	N/A	N/A	N/A
04:00:00	0	N/A	N/A	N/A
05:00:00	0	N/A	N/A	N/A
06:00:00	0	N/A	N/A	N/A
07:00:00	0	N/A	N/A	N/A
08:00:00	0	N/A	N/A	N/A

Starting Hour	Count	Average Speed of all Traffic	Violator Counts	Average Speed of Violators
09:00:00	0	N/A	N/A	N/A
10:00:00	0	N/A	N/A	N/A
11:00:00	0	N/A	N/A	N/A
12:00:00	0	N/A	N/A	N/A
13:00:00	0	N/A	N/A	N/A
14:00:00	0	N/A	N/A	N/A
15:00:00	0	N/A	N/A	N/A
16:00:00	0	N/A	N/A	N/A
17:00:00	0	N/A	N/A	N/A
18:00:00	0	N/A	N/A	N/A
19:00:00	0	N/A	N/A	N/A
20:00:00	0	N/A	N/A	N/A
21:00:00	0	N/A	N/A	N/A
22:00:00	0	N/A	N/A	N/A
23:00:00	0	N/A	N/A	N/A
00:00:00	0	N/A	N/A	N/A
01:00:00	0	N/A	N/A	N/A
02:00:00	0	N/A	N/A	N/A
03:00:00	0	N/A	N/A	N/A
04:00:00	0	N/A	N/A	N/A
05:00:00	0	N/A	N/A	N/A
06:00:00	0	N/A	N/A	N/A
07:00:00	0	N/A	N/A	N/A
08:00:00	0	N/A	N/A	N/A
09:00:00	0	N/A	N/A	N/A
10:00:00	0	N/A	N/A	N/A
11:00:00	0	N/A	N/A	N/A
12:00:00	0	N/A	N/A	N/A
13:00:00	0	N/A	N/A	N/A
14:00:00	0	N/A	N/A	N/A
15:00:00	0	N/A	N/A	N/A
16:00:00	0	N/A	N/A	N/A
17:00:00	0	N/A	N/A	N/A
18:00:00	0	N/A	N/A	N/A
19:00:00	0	N/A	N/A	N/A
20:00:00	0	N/A	N/A	N/A
21:00:00	0	N/A	N/A	N/A
22:00:00	0	N/A	N/A	N/A
23:00:00	0	N/A	N/A	N/A
00:00:00	0	N/A	N/A	N/A
01:00:00	0	N/A	N/A	N/A
02:00:00	0	N/A	N/A	N/A
03:00:00	0	N/A	N/A	N/A
04:00:00	0	N/A	N/A	N/A
05:00:00	0	N/A	N/A	N/A
06:00:00	0	N/A	N/A	N/A
07:00:00	0	N/A	N/A	N/A
08:00:00	0	N/A	N/A	N/A
09:00:00	0	N/A	N/A	N/A
10:00:00	0	N/A	N/A	N/A
11:00:00	0	N/A	N/A	N/A

Starting Hour	Count	Average Speed of all Traffic	Violator Counts	Average Speed of Violators
12:00:00	0	N/A	N/A	N/A
13:00:00	0	N/A	N/A	N/A
14:00:00	0	N/A	N/A	N/A
15:00:00	0	N/A	N/A	N/A
16:00:00	0	N/A	N/A	N/A
17:00:00	0	N/A	N/A	N/A
18:00:00	0	N/A	N/A	N/A
19:00:00	0	N/A	N/A	N/A
20:00:00	0	N/A	N/A	N/A
21:00:00	0	N/A	N/A	N/A
22:00:00	0	N/A	N/A	N/A
23:00:00	0	N/A	N/A	N/A
00:00:00	0	N/A	N/A	N/A
01:00:00	0	N/A	N/A	N/A
02:00:00	0	N/A	N/A	N/A
03:00:00	0	N/A	N/A	N/A
04:00:00	0	N/A	N/A	N/A
05:00:00	0	N/A	N/A	N/A
06:00:00	0	N/A	N/A	N/A
07:00:00	0	N/A	N/A	N/A
08:00:00	0	N/A	N/A	N/A
09:00:00	0	N/A	N/A	N/A
10:00:00	0	N/A	N/A	N/A
11:00:00	0	N/A	N/A	N/A
12:00:00	0	N/A	N/A	N/A
13:00:00	0	N/A	N/A	N/A
14:00:00	0	N/A	N/A	N/A
15:00:00	0	N/A	N/A	N/A
16:00:00	0	N/A	N/A	N/A
17:00:00	0	N/A	N/A	N/A
18:00:00	0	N/A	N/A	N/A
19:00:00	0	N/A	N/A	N/A
20:00:00	0	N/A	N/A	N/A
21:00:00	0	N/A	N/A	N/A
22:00:00	0	N/A	N/A	N/A
23:00:00	0	N/A	N/A	N/A

Incoming Histogram

Knoll Lane Facing ?? August 2022

from Mon-Jul-04-2022-02-00-PM to Wed-Aug-17-2022-01-59-PM

Date	Starting Hr:min	<15	15 to <20	20 to <25	25 to <30	30 to <35	35 to <40	40 to <45	45 to <50	50 to <55	55 to <60	60 to <65	65 to <70	70 to <75	75 to <80	80 to <85	85 to <90	90 to <95	95 to <100	100 to >105	Total Counts	Avg Speed (MPH)	85pet Speed	10MPH Pace	% in pace	# of Speeders	% Speeders
04/07/2022	00:00	*	*	*	*	*	*	*	*	*	*	*	*	*	*	*	*	*	*	*	*	*	*	*	*	*	*
04/07/2022	01:00	*	*	*	*	*	*	*	*	*	*	*	*	*	*	*	*	*	*	*	*	*	*	*	*	*	*
04/07/2022	02:00	*	*	*	*	*	*	*	*	*	*	*	*	*	*	*	*	*	*	*	*	*	*	*	*	*	*
04/07/2022	03:00	*	*	*	*	*	*	*	*	*	*	*	*	*	*	*	*	*	*	*	*	*	*	*	*	*	*
04/07/2022	04:00	*	*	*	*	*	*	*	*	*	*	*	*	*	*	*	*	*	*	*	*	*	*	*	*	*	*
04/07/2022	05:00	*	*	*	*	*	*	*	*	*	*	*	*	*	*	*	*	*	*	*	*	*	*	*	*	*	*
04/07/2022	06:00	*	*	*	*	*	*	*	*	*	*	*	*	*	*	*	*	*	*	*	*	*	*	*	*	*	*
04/07/2022	07:00	*	*	*	*	*	*	*	*	*	*	*	*	*	*	*	*	*	*	*	*	*	*	*	*	*	*
04/07/2022	08:00	*	*	*	*	*	*	*	*	*	*	*	*	*	*	*	*	*	*	*	*	*	*	*	*	*	*
04/07/2022	09:00	*	*	*	*	*	*	*	*	*	*	*	*	*	*	*	*	*	*	*	*	*	*	*	*	*	*
04/07/2022	10:00	*	*	*	*	*	*	*	*	*	*	*	*	*	*	*	*	*	*	*	*	*	*	*	*	*	*
04/07/2022	11:00	*	*	*	*	*	*	*	*	*	*	*	*	*	*	*	*	*	*	*	*	*	*	*	*	*	*
04/07/2022	12:00	*	*	*	*	*	*	*	*	*	*	*	*	*	*	*	*	*	*	*	*	*	*	*	*	*	*
04/07/2022	13:00	*	*	*	*	*	*	*	*	*	*	*	*	*	*	*	*	*	*	*	*	*	*	*	*	*	*
04/07/2022	14:00	0	2	4	34	58	36	14	2	0	0	0	0	0	0	0	0	0	0	0	150	33.2	39.2	30 to 40	62.7	52	34.7
04/07/2022	15:00	0	7	24	140	144	78	20	4	0	0	0	0	0	0	0	0	0	0	0	417	31.5	37.5	25 to 35	68.1	102	24.5
04/07/2022	16:00	4	7	29	104	137	78	33	7	2	0	0	0	0	0	0	0	0	0	0	401	32.1	38.8	25 to 35	60.1	120	29.9
04/07/2022	17:00	3	21	33	119	133	82	33	10	1	0	0	0	0	0	0	0	0	0	0	435	31.6	38.7	25 to 35	57.9	126	29.0
04/07/2022	18:00	1	4	16	94	143	80	38	7	1	0	0	0	0	0	0	0	0	0	0	384	33	39.2	25 to 35	61.7	126	32.8
04/07/2022	19:00	6	1	13	47	74	61	29	9	0	0	0	0	0	0	0	0	0	0	0	240	33.3	40.3	30 to 40	56.3	99	41.3
04/07/2022	20:00	0	0	4	35	51	48	22	7	2	1	0	0	0	0	0	0	0	0	0	170	34.8	41.4	30 to 40	58.2	80	47.1
04/07/2022	21:00	0	0	3	31	48	29	12	4	1	0	0	0	0	0	0	0	0	0	0	128	33.6	39.7	25 to 35	61.7	46	35.9
04/07/2022	22:00	0	0	2	19	37	14	7	4	2	0	0	0	0	0	0	0	0	0	0	85	33.8	40	25 to 35	65.9	27	31.8
04/07/2022	23:00	0	0	1	12	18	7	5	3	0	1	0	0	0	0	0	0	0	0	0	47	34	42	25 to 35	63.8	16	34.0
24 Hr Summary		14	42	129	635	843	513	213	57	9	2	0	0	0	0	0	0	0	0	0	2457	32.6	39.1	25 to 35	60.2	794	32.3

Incoming Histogram

Knoll Lane Facing ?? August 2022

from Mon-Jul-04-2022-02-00-PM to Wed-Aug-17-2022-01-59-PM

Date	Starting Hr:min	<15	15 to <20	20 to <25	25 to <30	30 to <35	35 to <40	40 to <45	45 to <50	50 to <55	55 to <60	60 to <65	65 to <70	70 to <75	75 to <80	80 to <85	85 to <90	90 to <95	95 to <100	100 to >105	Total Counts	Avg Speed (MPH)	85pct Speed	10MPH Pace	% in pace	# of Speeders	% Speeders	
05/07/2022	00:00	0	0	0	3	9	7	6	0	0	1	0	0	0	0	0	0	0	0	0	0	26	36.3	42.5	30 to 40	61.5	14	53.8
05/07/2022	01:00	0	1	0	3	1	5	0	0	0	0	0	0	0	0	0	0	0	0	0	0	10	31.5	38	30 to 40	60.0	5	50.0
05/07/2022	02:00	0	0	0	1	3	5	0	0	0	0	0	0	0	0	0	0	0	0	0	0	9	34.4	39	30 to 40	88.9	5	55.6
05/07/2022	03:00	0	1	0	1	4	1	0	0	0	0	0	0	0	0	0	0	0	0	0	0	7	30	35	25 to 35	71.4	1	14.3
05/07/2022	04:00	0	0	0	2	4	3	2	0	4	0	0	0	0	0	0	0	0	0	0	0	15	39.1	52.5	30 to 40	46.7	9	60.0
05/07/2022	05:00	0	0	0	7	13	7	1	0	0	0	0	0	0	0	0	0	0	0	0	0	28	32.6	37.9	25 to 35	71.4	8	28.6
05/07/2022	06:00	0	0	0	27	29	29	21	4	0	0	0	0	0	0	0	0	0	0	0	0	110	34.9	42.1	30 to 40	52.7	54	49.1
05/07/2022	07:00	1	6	7	38	78	64	22	5	1	0	0	0	0	0	0	0	0	0	0	0	222	33.6	39.6	30 to 40	64.0	92	41.4
05/07/2022	08:00	1	2	6	69	133	77	28	4	2	0	0	0	0	0	0	0	0	0	0	0	322	33.4	39.1	30 to 40	65.2	111	34.5
05/07/2022	09:00	0	0	10	38	83	63	18	2	0	0	0	0	0	0	0	0	0	0	0	0	214	33.5	39	30 to 40	68.2	83	38.8
05/07/2022	10:00	0	1	15	62	78	40	18	3	1	0	0	0	0	0	0	0	0	0	0	0	218	32.3	38.6	25 to 35	64.2	62	28.4
05/07/2022	11:00	1	0	10	77	95	42	23	1	0	0	0	0	0	0	0	0	0	0	0	0	249	32.2	38.5	25 to 35	69.1	66	26.5
05/07/2022	12:00	0	4	13	77	74	44	20	3	0	0	0	0	0	0	0	0	0	0	0	0	235	32	38.6	25 to 35	64.3	67	28.5
05/07/2022	13:00	1	8	14	62	91	56	27	4	1	0	0	0	0	0	0	0	0	0	0	0	264	32.6	39.3	25 to 35	58.0	88	33.3
05/07/2022	14:00	4	3	33	84	110	61	13	3	0	0	0	0	0	0	0	0	0	0	0	0	311	31.1	37.5	25 to 35	62.4	77	24.8
05/07/2022	15:00	0	3	30	135	140	66	26	2	0	0	0	0	0	0	0	0	0	0	0	0	402	31.5	37.6	25 to 35	68.4	94	23.4
05/07/2022	16:00	4	5	18	97	137	97	29	4	0	0	0	0	0	0	0	0	0	0	0	0	391	32.5	38.7	25 to 35	59.8	130	33.2
05/07/2022	17:00	7	1	29	140	160	83	22	3	1	0	0	0	0	0	0	0	0	0	0	0	446	31.4	37.5	25 to 35	67.3	109	24.4
05/07/2022	18:00	0	4	12	100	107	86	30	1	1	1	0	0	0	0	0	0	0	0	0	0	342	32.8	39	25 to 35	60.5	119	34.8
05/07/2022	19:00	0	2	11	52	97	68	31	7	0	0	0	0	0	0	0	0	0	0	0	0	268	33.8	39.9	30 to 40	61.6	106	39.6
05/07/2022	20:00	0	0	7	57	59	46	13	5	0	0	0	0	0	0	0	0	0	0	0	0	187	32.8	38.9	25 to 35	62.0	64	34.2
05/07/2022	21:00	0	0	2	38	48	42	17	1	0	1	0	0	0	0	0	0	0	0	0	0	149	33.8	39.6	30 to 40	60.4	61	40.9
05/07/2022	22:00	0	0	5	33	39	22	8	1	0	1	0	0	0	0	0	0	0	0	0	0	109	32.5	38.6	25 to 35	66.1	32	29.4
05/07/2022	23:00	0	0	1	12	13	18	6	2	1	0	0	0	0	0	0	0	0	0	0	0	53	34.8	40.8	30 to 40	58.5	27	50.9
24 Hr Summary		19	41	223	1215	1605	1032	381	55	12	4	0	0	0	0	0	0	0	0	0	4587	32.6	38.9	25 to 35	61.5	1484	32.4	

Incoming Histogram

Knoll Lane Facing ?? August 2022

from Mon-Jul-04-2022-02-00-PM to Wed-Aug-17-2022-01-59-PM

Date	Starting Hr:min	<15	15 to <20	20 to <25	25 to <30	30 to <35	35 to <40	40 to <45	45 to <50	50 to <55	55 to <60	60 to <65	65 to <70	70 to <75	75 to <80	80 to <85	85 to <90	90 to <95	95 to <100	100 to >105	Total Counts	Avg Speed (MPH)	85pet Speed	10MPH Pace	% in pace	# of Speeders	% Speeders	
06/07/2022	00:00	0	0	1	2	5	5	4	2	0	1	0	0	0	0	0	0	0	0	0	0	20	37	45	30 to 40	50.0	12	60.0
06/07/2022	01:00	0	0	0	3	5	0	2	0	0	1	0	0	0	0	0	0	0	0	0	0	11	35	42.5	25 to 35	72.7	3	27.3
06/07/2022	02:00	0	0	0	1	2	3	1	0	0	0	0	0	0	0	0	0	0	0	0	0	7	34.9	40	30 to 40	71.4	4	57.1
06/07/2022	03:00	0	0	0	2	1	1	0	1	0	0	0	0	0	0	0	0	0	0	0	0	5	34	40	25 to 35	60.0	2	40.0
06/07/2022	04:00	0	0	0	5	3	0	1	0	0	0	0	0	0	0	0	0	0	0	0	0	9	30.6	35	25 to 35	88.9	1	11.1
06/07/2022	05:00	0	0	2	6	6	6	6	3	0	0	0	0	0	0	0	0	0	0	0	0	29	35.1	44.2	25 to 35	41.4	15	51.7
06/07/2022	06:00	0	0	0	9	29	33	16	7	2	0	0	0	0	0	0	0	0	0	0	0	96	36.8	43.4	30 to 40	64.6	58	60.4
06/07/2022	07:00	0	2	6	33	77	61	35	5	1	0	0	0	0	0	0	0	0	0	0	0	220	34.7	41.1	30 to 40	62.7	102	46.4
06/07/2022	08:00	0	1	13	85	107	79	15	5	1	0	0	0	0	0	0	0	0	0	0	0	306	32.7	38.4	25 to 35	62.7	100	32.7
06/07/2022	09:00	0	1	10	75	81	53	25	4	0	0	0	0	0	0	0	0	0	0	0	0	249	32.8	39.2	25 to 35	62.7	82	32.9
06/07/2022	10:00	1	1	5	43	89	53	20	1	0	0	0	0	0	0	0	0	0	0	0	0	213	33.3	39	30 to 40	66.7	74	34.7
06/07/2022	11:00	0	2	18	71	86	50	22	2	1	0	0	0	0	0	0	0	0	0	0	0	252	32.3	38.7	25 to 35	62.3	75	29.8
06/07/2022	12:00	1	3	8	71	79	52	16	6	1	0	0	0	0	0	0	0	0	0	0	0	237	32.5	38.8	25 to 35	63.3	75	31.6
06/07/2022	13:00	0	1	12	52	76	51	13	2	3	0	0	0	0	0	0	0	0	0	0	0	210	32.8	38.6	25 to 35	61.0	69	32.9
06/07/2022	14:00	1	6	16	93	112	65	18	3	1	0	0	0	0	0	0	0	0	0	0	0	315	31.9	38.1	25 to 35	65.1	87	27.6
06/07/2022	15:00	2	4	19	110	161	81	14	2	0	0	0	0	0	0	0	0	0	0	0	0	393	31.8	37.3	25 to 35	69.0	97	24.7
06/07/2022	16:00	5	7	21	125	124	103	21	3	2	0	0	0	0	0	0	0	0	0	0	0	411	31.9	38.3	25 to 35	60.6	129	31.4
06/07/2022	17:00	0	4	20	158	184	88	17	1	4	1	0	0	0	0	0	0	0	0	0	0	477	31.8	37.2	25 to 35	71.7	111	23.3
06/07/2022	18:00	2	6	17	91	112	97	29	2	4	1	0	0	0	0	0	0	0	0	0	0	361	32.9	39.1	30 to 40	57.9	133	36.8
06/07/2022	19:00	0	1	10	56	71	56	36	11	1	0	0	0	0	0	0	0	0	0	0	0	242	34.2	41.7	25 to 35	52.5	104	43.0
06/07/2022	20:00	0	1	3	43	68	46	16	5	1	0	0	0	0	0	0	0	0	0	0	0	183	33.7	39.5	30 to 40	62.3	68	37.2
06/07/2022	21:00	0	1	7	47	56	26	12	4	1	1	0	0	0	0	0	0	0	0	0	0	155	32.6	39	25 to 35	66.5	44	28.4
06/07/2022	22:00	0	2	7	35	37	21	10	5	0	0	0	0	0	0	0	0	0	0	0	0	117	32.4	39.3	25 to 35	61.5	36	30.8
06/07/2022	23:00	0	1	2	18	10	8	8	1	2	0	0	0	0	0	0	0	0	0	0	0	50	33.3	41.9	25 to 35	56.0	19	38.0
24 Hr Summary		12	44	197	1234	1581	1038	357	75	25	5	0	0	0	0	0	0	0	0	0	4568	32.7	38.9	25 to 35	61.6	1500	32.8	

Incoming Histogram

Knoll Lane Facing ?? August 2022

from Mon-Jul-04-2022-02-00-PM to Wed-Aug-17-2022-01-59-PM

Date	Starting Hr:min	<15	15 to <20	20 to <25	25 to <30	30 to <35	35 to <40	40 to <45	45 to <50	50 to <55	55 to <60	60 to <65	65 to <70	70 to <75	75 to <80	80 to <85	85 to <90	90 to <95	95 to <100	100 to >105	Total Counts	Avg Speed (MPH)	85pet Speed	10MPH Pace	% in pace	# of Speeders	% Speeders	
07/07/2022	00:00	0	1	2	6	3	5	5	2	0	0	0	0	0	0	0	0	0	0	0	0	24	33.8	43	35 to 45	41.7	12	50.0
07/07/2022	01:00	0	0	0	2	3	6	0	0	0	0	0	0	0	0	0	0	0	0	0	0	11	33.9	38.3	30 to 40	81.8	6	54.5
07/07/2022	02:00	0	0	0	1	2	2	3	0	0	0	0	0	0	0	0	0	0	0	0	0	8	36.4	43.3	35 to 45	62.5	5	62.5
07/07/2022	03:00	0	0	1	1	1	2	1	0	0	0	0	0	0	0	0	0	0	0	0	0	6	32.8	40	30 to 40	50.0	3	50.0
07/07/2022	04:00	0	0	1	2	1	0	1	0	0	0	0	0	0	0	0	0	0	0	0	0	5	30	35	20 to 30	60.0	1	20.0
07/07/2022	05:00	0	0	0	5	8	6	4	1	1	0	0	0	0	0	0	0	0	0	0	0	25	35.4	42.5	30 to 40	56.0	12	48.0
07/07/2022	06:00	0	0	0	12	29	22	20	2	0	1	0	0	0	0	0	0	0	0	0	0	86	35.9	42.5	30 to 40	59.3	45	52.3
07/07/2022	07:00	3	7	3	42	88	47	23	12	0	0	0	0	0	0	0	0	0	0	0	0	225	33.5	40.2	30 to 40	60.0	82	36.4
07/07/2022	08:00	0	1	9	82	118	69	23	4	0	1	0	0	0	0	0	0	0	0	0	0	307	32.9	38.7	25 to 35	65.1	97	31.6
07/07/2022	09:00	0	2	9	44	77	62	29	3	0	0	0	0	0	0	0	0	0	0	0	0	226	33.8	39.8	30 to 40	61.5	94	41.6
07/07/2022	10:00	1	0	7	64	91	50	15	0	0	0	0	0	0	0	0	0	0	0	0	0	228	32.4	38.1	25 to 35	68.0	65	28.5
07/07/2022	11:00	0	0	4	65	100	54	10	4	0	0	0	0	0	0	0	0	0	0	0	0	237	32.7	38	25 to 35	69.6	68	28.7
07/07/2022	12:00	1	1	3	60	83	52	11	5	1	0	0	0	0	0	0	0	0	0	0	0	217	32.9	38.5	25 to 35	65.9	69	31.8
07/07/2022	13:00	0	2	14	92	101	50	15	2	1	1	0	0	0	0	0	0	0	0	0	0	278	31.9	37.7	25 to 35	69.4	69	24.8
07/07/2022	14:00	2	4	17	115	105	48	12	2	1	1	0	0	0	0	0	0	0	0	0	0	307	31.1	36.9	25 to 35	71.7	64	20.8
07/07/2022	15:00	0	2	13	128	161	87	19	3	0	0	0	0	0	0	0	0	0	0	0	0	413	32.2	37.7	25 to 35	70.0	109	26.4
07/07/2022	16:00	2	6	28	119	156	89	27	6	1	0	0	0	0	0	0	0	0	0	0	0	434	32	38.3	25 to 35	63.4	123	28.3
07/07/2022	17:00	1	6	33	130	149	91	35	6	0	1	0	0	0	0	0	0	0	0	0	0	452	32.1	38.6	25 to 35	61.7	133	29.4
07/07/2022	18:00	1	8	13	94	131	86	27	6	1	0	0	0	0	0	0	0	0	0	0	0	367	32.6	38.8	25 to 35	61.3	120	32.7
07/07/2022	19:00	0	1	12	49	112	72	20	6	1	0	0	0	0	0	0	0	0	0	0	0	273	33.5	39	30 to 40	67.4	99	36.3
07/07/2022	20:00	0	0	12	64	85	46	18	6	0	0	2	0	0	0	0	0	0	0	0	0	233	32.9	39	25 to 35	63.9	72	30.9
07/07/2022	21:00	1	1	4	53	49	33	15	7	0	1	0	0	0	0	0	0	0	0	0	0	164	33	39.7	25 to 35	62.2	56	34.1
07/07/2022	22:00	0	0	1	30	38	22	7	0	1	0	0	0	0	0	0	0	0	0	0	0	99	32.8	38.4	25 to 35	68.7	30	30.3
07/07/2022	23:00	0	0	5	13	12	11	5	1	0	0	0	0	0	0	0	0	0	0	0	0	47	32.3	39.5	25 to 35	53.2	17	36.2
24 Hr Summary		12	42	191	1273	1703	1012	345	78	8	6	2	0	0	0	0	0	0	0	0	0	4672	32.6	38.7	25 to 35	63.7	1451	31.1

Incoming Histogram

Knoll Lane Facing ?? August 2022

from Mon-Jul-04-2022-02-00-PM to Wed-Aug-17-2022-01-59-PM

Date	Starting Hr:min	<15	15 to <20	20 to <25	25 to <30	30 to <35	35 to <40	40 to <45	45 to <50	50 to <55	55 to <60	60 to <65	65 to <70	70 to <75	75 to <80	80 to <85	85 to <90	90 to <95	95 to <100	100 to >105	Total Counts	Avg Speed (MPH)	85pct Speed	10MPH Pace	% in pace	# of Speeders	% Speeders
08/07/2022	00:00	0	0	0	6	8	5	4	0	0	0	0	0	0	0	0	0	0	0	0	23	33.8	41.2	25 to 35	60.9	9	39.1
08/07/2022	01:00	0	0	1	2	5	4	2	0	0	1	0	0	0	0	0	0	0	0	0	15	35.1	42.5	30 to 40	60.0	7	46.7
08/07/2022	02:00	0	0	1	2	4	2	0	0	0	0	0	0	0	0	0	0	0	0	0	9	30.9	37.5	25 to 35	66.7	2	22.2
08/07/2022	03:00	0	0	0	5	0	1	1	1	1	0	0	0	0	0	0	0	0	0	0	9	34.9	50	20 to 30	55.6	4	44.4
08/07/2022	04:00	0	0	0	2	3	3	0	2	0	0	0	0	0	0	0	0	0	0	0	10	35.6	40	30 to 40	60.0	5	50.0
08/07/2022	05:00	0	0	0	8	10	9	0	0	0	0	0	0	0	0	0	0	0	0	0	27	32.5	37.8	30 to 40	70.4	9	33.3
08/07/2022	06:00	0	0	0	9	23	24	13	6	1	0	0	0	0	0	0	0	0	0	0	76	36.5	43.5	30 to 40	61.8	44	57.9
08/07/2022	07:00	0	0	3	35	75	58	22	3	0	0	0	0	0	0	0	0	0	0	0	196	34.2	39.7	30 to 40	67.9	83	42.3
08/07/2022	08:00	0	3	13	80	107	61	20	4	1	0	0	0	0	0	0	0	0	0	0	289	32.5	38.5	25 to 35	64.7	86	29.8
08/07/2022	09:00	0	0	11	62	117	56	19	3	0	0	0	0	0	0	0	0	0	0	0	268	32.8	38.4	25 to 35	66.8	78	29.1
08/07/2022	10:00	0	1	21	61	101	60	15	1	0	0	0	0	0	0	0	0	0	0	0	260	32.2	38.1	25 to 35	62.3	76	29.2
08/07/2022	11:00	1	2	9	57	94	60	13	7	1	0	0	0	0	0	0	0	0	0	0	244	32.9	38.7	30 to 40	63.1	81	33.2
08/07/2022	12:00	1	5	7	67	78	65	27	2	1	0	0	0	0	0	0	0	0	0	0	253	33	39.4	25 to 35	57.3	95	37.5
08/07/2022	13:00	0	1	13	70	108	70	22	4	0	0	0	0	0	0	0	0	0	0	0	288	32.9	38.8	25 to 35	61.8	96	33.3
08/07/2022	14:00	2	5	17	99	120	85	20	4	2	0	0	0	0	0	0	0	0	0	0	354	32.3	38.4	25 to 35	61.9	111	31.4
08/07/2022	15:00	0	3	29	139	164	89	35	12	0	0	0	0	0	0	0	0	0	0	0	471	32.4	38.7	25 to 35	64.3	136	28.9
08/07/2022	16:00	4	3	23	98	137	91	31	4	3	0	0	0	0	0	0	0	0	0	0	394	32.5	38.8	25 to 35	59.6	129	32.7
08/07/2022	17:00	4	5	25	97	124	98	39	8	1	0	0	0	0	0	0	0	0	0	0	401	32.8	39.4	30 to 40	55.4	146	36.4
08/07/2022	18:00	2	10	27	102	111	90	26	9	0	0	0	0	0	0	0	0	0	0	0	377	32.1	38.8	25 to 35	56.5	125	33.2
08/07/2022	19:00	0	5	10	66	88	49	22	6	1	0	0	0	0	0	0	0	0	0	0	247	32.7	39.2	25 to 35	62.3	78	31.6
08/07/2022	20:00	0	2	9	65	62	39	19	6	0	0	0	0	0	0	0	0	0	0	0	202	32.6	39.4	25 to 35	62.9	64	31.7
08/07/2022	21:00	3	3	8	45	35	35	13	4	0	0	0	0	0	0	0	0	0	0	0	146	32	39.3	25 to 35	54.8	52	35.6
08/07/2022	22:00	0	0	4	40	41	28	8	5	3	0	0	0	0	0	0	0	0	0	0	129	33.3	39.5	25 to 35	62.8	44	34.1
08/07/2022	23:00	1	2	5	21	29	27	7	0	1	1	0	0	0	0	0	0	0	0	0	94	32.8	39.1	30 to 40	59.6	36	38.3
24 Hr Summary		18	50	236	1238	1644	1109	378	91	16	2	0	0	0	0	0	0	0	0	0	4782	32.7	39	25 to 35	60.3	1596	33.4

Incoming Histogram

Knoll Lane Facing ?? August 2022

from Mon-Jul-04-2022-02-00-PM to Wed-Aug-17-2022-01-59-PM

Date	Starting Hr:min	<15	15 to <20	20 to <25	25 to <30	30 to <35	35 to <40	40 to <45	45 to <50	50 to <55	55 to <60	60 to <65	65 to <70	70 to <75	75 to <80	80 to <85	85 to <90	90 to <95	95 to <100	100 to >105	Total Counts	Avg Speed (MPH)	85pct Speed	10MPH Pace	% in pace	# of Speeders	% Speeders
09/07/2022	00:00	0	0	0	6	14	10	8	2	1	0	0	0	0	0	0	0	0	0	0	41	35.9	43.1	30 to 40	58.5	21	51.2
09/07/2022	01:00	1	0	0	5	6	4	3	1	0	0	0	0	0	0	0	0	0	0	0	20	32.9	41.7	25 to 35	55.0	8	40.0
09/07/2022	02:00	0	0	1	2	8	1	0	0	2	1	0	0	0	0	0	0	0	0	0	15	35.5	52.5	25 to 35	66.7	4	26.7
09/07/2022	03:00	0	0	1	2	1	2	1	0	0	0	0	0	0	0	0	0	0	0	0	7	32	40	20 to 30	42.9	3	42.9
09/07/2022	04:00	0	0	0	3	2	2	4	1	0	0	0	0	0	0	0	0	0	0	0	12	36.3	43.8	35 to 45	50.0	7	58.3
09/07/2022	05:00	0	0	1	5	5	1	0	1	0	0	0	0	0	0	0	0	0	0	0	13	31	35	25 to 35	76.9	2	15.4
09/07/2022	06:00	0	0	0	3	7	9	9	2	1	0	0	0	0	0	0	0	0	0	0	31	37.6	43.9	35 to 45	58.1	21	67.7
09/07/2022	07:00	0	0	0	13	31	29	8	3	1	1	0	0	0	0	0	0	0	0	0	86	35.2	40	30 to 40	69.8	42	48.8
09/07/2022	08:00	0	2	4	25	57	38	12	2	0	0	0	0	0	0	0	0	0	0	0	140	33.4	39.1	30 to 40	67.9	52	37.1
09/07/2022	09:00	0	2	9	55	71	40	13	3	0	0	0	0	0	0	0	0	0	0	0	193	32.3	38.4	25 to 35	65.3	56	29.0
09/07/2022	10:00	2	4	22	61	127	60	25	6	0	0	0	0	0	0	0	0	0	0	0	307	32.5	38.8	25 to 35	61.2	91	29.6
09/07/2022	11:00	0	2	13	96	112	49	29	6	0	0	0	0	0	0	0	0	0	0	0	307	32.4	38.9	25 to 35	67.8	84	27.4
09/07/2022	12:00	0	2	10	96	123	80	27	6	1	0	0	0	0	0	0	0	0	0	0	345	32.9	38.9	25 to 35	63.5	114	33.0
09/07/2022	13:00	5	6	11	67	113	87	23	4	1	1	0	0	0	0	0	0	0	0	0	318	32.9	38.9	30 to 40	62.9	116	36.5
09/07/2022	14:00	0	3	18	95	103	71	19	6	0	1	0	0	0	0	0	0	0	0	0	316	32.3	38.5	25 to 35	62.7	97	30.7
09/07/2022	15:00	0	0	11	77	107	77	20	7	1	0	0	0	0	0	0	0	0	0	0	300	33.2	38.9	25 to 35	61.3	105	35.0
09/07/2022	16:00	1	3	8	66	74	71	28	3	1	1	0	0	0	0	0	0	0	0	0	256	33.4	39.6	30 to 40	56.6	104	40.6
09/07/2022	17:00	0	1	12	54	80	86	27	6	3	1	0	0	0	0	0	0	0	0	0	270	34.2	39.8	30 to 40	61.5	123	45.6
09/07/2022	18:00	0	1	7	50	86	71	26	3	0	0	0	0	0	0	0	0	0	0	0	244	33.8	39.4	30 to 40	64.3	100	41.0
09/07/2022	19:00	0	2	7	43	69	57	27	3	2	0	0	0	0	0	0	0	0	0	0	210	34	40	30 to 40	60.0	89	42.4
09/07/2022	20:00	0	0	6	21	60	50	18	3	0	1	1	0	0	0	0	0	0	0	0	160	34.7	39.9	30 to 40	68.8	73	45.6
09/07/2022	21:00	0	2	7	40	44	40	18	3	0	0	0	0	0	0	0	0	0	0	0	154	33.2	39.8	25 to 35	54.5	61	39.6
09/07/2022	22:00	0	2	6	51	44	22	16	3	0	0	0	0	0	0	0	0	0	0	0	144	32.2	39.3	25 to 35	66.0	41	28.5
09/07/2022	23:00	0	1	2	30	37	19	3	1	0	0	0	0	0	0	0	0	0	0	0	93	31.9	37.4	25 to 35	72.0	23	24.7
24 Hr Summary		9	33	156	966	1381	976	364	75	14	7	1	0	0	0	0	0	0	0	0	3982	33.2	39.3	30 to 40	59.2	1437	36.1

Incoming Histogram

Knoll Lane Facing ?? August 2022

from Mon-Jul-04-2022-02-00-PM to Wed-Aug-17-2022-01-59-PM

Date	Starting Hr:min	<15	15 to <20	20 to <25	25 to <30	30 to <35	35 to <40	40 to <45	45 to <50	50 to <55	55 to <60	60 to <65	65 to <70	70 to <75	75 to <80	80 to <85	85 to <90	90 to <95	95 to <100	100 to >105	Total Counts	Avg Speed (MPH)	85pct Speed	10MPH Pace	% in pace	# of Speeders	% Speeders
10/07/2022	00:00	0	0	1	12	13	8	1	0	0	0	0	0	0	0	0	0	0	0	0	35	31.7	37.5	25 to 35	71.4	9	25.7
10/07/2022	01:00	0	0	0	3	6	4	1	0	0	0	0	0	0	0	0	0	0	0	0	14	33.1	38.8	30 to 40	71.4	5	35.7
10/07/2022	02:00	0	0	0	3	4	5	2	1	1	0	0	0	0	0	0	0	0	0	0	16	36.1	45	30 to 40	56.3	9	56.3
10/07/2022	03:00	0	0	1	1	1	1	2	3	0	0	0	0	0	0	0	0	0	0	0	9	38.1	48.3	40 to 50	55.6	6	66.7
10/07/2022	04:00	0	0	1	1	4	2	2	1	0	0	0	0	0	0	0	0	0	0	0	11	34.7	42.5	30 to 40	54.5	5	45.5
10/07/2022	05:00	0	0	0	3	9	4	6	0	0	0	0	0	0	0	0	0	0	0	0	22	35.2	42.5	30 to 40	59.1	10	45.5
10/07/2022	06:00	0	0	0	1	8	5	7	1	1	1	0	0	0	0	0	0	0	0	0	24	38.4	44.3	30 to 40	54.2	15	62.5
10/07/2022	07:00	0	0	0	6	15	15	4	2	0	0	0	0	0	0	0	0	0	0	0	42	35	40	30 to 40	71.4	21	50.0
10/07/2022	08:00	0	0	0	18	26	21	9	0	0	0	0	0	0	0	0	0	0	0	0	74	33.8	39.5	30 to 40	63.5	30	40.5
10/07/2022	09:00	0	2	6	42	43	42	17	4	1	0	0	0	0	0	0	0	0	0	0	157	33.4	39.8	25 to 35	54.1	64	40.8
10/07/2022	10:00	0	1	10	48	90	51	19	3	1	0	0	0	0	0	0	0	0	0	0	223	33.1	39	30 to 40	63.2	74	33.2
10/07/2022	11:00	0	1	14	76	95	73	17	2	3	0	0	0	0	0	0	0	0	0	0	281	32.8	38.6	25 to 35	60.9	95	33.8
10/07/2022	12:00	0	2	11	87	97	60	21	6	1	0	0	0	0	0	0	0	0	0	0	285	32.6	38.8	25 to 35	64.6	88	30.9
10/07/2022	13:00	0	3	14	63	122	71	16	4	0	0	0	0	0	0	0	0	0	0	0	293	32.7	38.3	30 to 40	65.9	91	31.1
10/07/2022	14:00	0	5	11	66	97	64	23	3	1	0	0	0	0	0	0	0	0	0	0	270	32.8	39	25 to 35	60.4	91	33.7
10/07/2022	15:00	1	2	5	56	80	66	12	2	0	0	0	0	0	0	0	0	0	0	0	224	32.9	38.5	30 to 40	65.2	80	35.7
10/07/2022	16:00	0	1	10	53	98	39	21	5	1	1	0	0	0	0	0	0	0	0	0	229	33.1	39.2	25 to 35	65.9	67	29.3
10/07/2022	17:00	0	1	6	41	46	61	28	7	1	3	0	0	0	0	0	0	0	0	0	194	35	41.8	30 to 40	55.2	100	51.5
10/07/2022	18:00	0	0	7	40	65	42	17	11	0	0	0	0	0	0	0	0	0	0	0	182	33.9	40.3	30 to 40	58.8	70	38.5
10/07/2022	19:00	0	0	8	31	59	46	14	7	0	0	0	0	0	0	0	0	0	0	0	165	33.9	39.6	30 to 40	63.6	67	40.6
10/07/2022	20:00	1	1	5	27	40	44	18	9	1	0	0	0	0	0	0	0	0	0	0	146	34.7	41.7	30 to 40	57.5	72	49.3
10/07/2022	21:00	0	0	2	21	38	23	11	3	1	0	0	0	0	0	0	0	0	0	0	99	34	40	30 to 40	61.6	38	38.4
10/07/2022	22:00	0	0	3	20	39	22	7	3	0	1	0	0	0	0	0	0	0	0	0	95	33.6	39.3	30 to 40	64.2	33	34.7
10/07/2022	23:00	0	0	0	8	15	9	2	2	0	0	0	0	0	0	0	0	0	0	0	36	33.7	39.4	30 to 40	66.7	13	36.1
24 Hr Summary		2	19	115	727	1110	778	277	79	13	6	0	0	0	0	0	0	0	0	0	3126	33.4	39.4	30 to 40	60.4	1153	36.9

Incoming Histogram

Knoll Lane Facing ?? August 2022

from Mon-Jul-04-2022-02-00-PM to Wed-Aug-17-2022-01-59-PM

Date	Starting Hr:min	<15	15 to <20	20 to <25	25 to <30	30 to <35	35 to <40	40 to <45	45 to <50	50 to <55	55 to <60	60 to <65	65 to <70	70 to <75	75 to <80	80 to <85	85 to <90	90 to <95	95 to <100	100 to >105	Total Counts	Avg Speed (MPH)	85pet Speed	10MPH Pace	% in pace	# of Speeders	% Speeders	
11/07/2022	00:00	0	0	1	4	3	5	0	0	1	0	0	0	0	0	0	0	0	0	0	0	14	33.3	39	30 to 40	57.1	6	42.9
11/07/2022	01:00	0	0	0	1	3	3	1	0	0	1	0	0	0	0	0	0	0	0	0	0	9	37	45	30 to 40	66.7	5	55.6
11/07/2022	02:00	0	0	0	0	5	2	1	0	0	0	0	0	0	0	0	0	0	0	0	0	8	34.5	40	30 to 40	87.5	3	37.5
11/07/2022	03:00	0	0	0	1	2	0	2	0	2	0	0	0	0	0	0	0	0	0	0	0	7	39.9	52.5	25 to 35	42.9	4	57.1
11/07/2022	04:00	0	0	0	5	2	2	2	1	0	0	0	0	0	0	0	0	0	0	0	0	12	33.8	42.5	25 to 35	58.3	5	41.7
11/07/2022	05:00	0	0	0	1	9	8	9	2	0	0	0	0	1	0	0	0	0	0	0	0	30	38.8	44.4	30 to 40	56.7	20	66.7
11/07/2022	06:00	0	0	1	8	14	20	13	6	4	0	0	0	0	0	0	0	0	0	0	0	66	37.6	45	30 to 40	51.5	43	65.2
11/07/2022	07:00	0	2	6	47	74	47	30	6	1	0	0	0	0	0	0	0	0	0	0	0	213	33.9	40.8	25 to 35	56.8	84	39.4
11/07/2022	08:00	2	4	10	62	118	88	17	3	0	0	0	0	0	0	0	0	0	0	0	0	304	32.9	38.5	30 to 40	67.8	108	35.5
11/07/2022	09:00	0	1	6	64	100	58	15	3	1	0	0	0	0	0	0	0	0	0	0	0	248	32.9	38.4	25 to 35	66.1	77	31.0
11/07/2022	10:00	2	2	17	78	64	56	14	2	0	0	0	0	0	0	0	0	0	0	0	0	235	31.7	38.3	25 to 35	60.4	72	30.6
11/07/2022	11:00	1	3	9	53	69	55	18	5	0	1	0	0	0	0	0	0	0	0	0	0	214	33.1	39.3	30 to 40	57.9	79	36.9
11/07/2022	12:00	0	0	21	90	85	38	22	4	0	0	1	0	0	0	0	0	0	0	0	0	261	31.8	38.4	25 to 35	67.0	65	24.9
11/07/2022	13:00	0	0	6	74	93	58	19	1	0	0	0	0	0	0	0	0	0	0	0	0	251	32.7	38.4	25 to 35	66.5	78	31.1
11/07/2022	14:00	2	2	27	86	118	54	17	6	0	0	0	0	0	0	0	0	0	0	0	0	312	31.7	37.8	25 to 35	65.4	77	24.7
11/07/2022	15:00	6	10	16	80	146	82	28	2	2	0	0	0	0	0	0	0	0	0	0	0	372	32.2	38.5	30 to 40	61.3	114	30.6
11/07/2022	16:00	0	2	23	94	146	76	28	6	0	1	0	0	0	0	0	0	0	0	0	0	376	32.6	38.6	25 to 35	63.8	111	29.5
11/07/2022	17:00	1	4	34	118	148	97	32	11	4	1	0	0	0	0	0	0	0	0	0	0	450	32.6	39	25 to 35	59.1	145	32.2
11/07/2022	18:00	3	4	20	139	104	76	26	2	1	0	0	0	0	0	0	0	0	0	0	0	375	31.6	38.2	25 to 35	64.8	105	28.0
11/07/2022	19:00	0	6	9	79	74	57	25	6	0	1	0	0	0	0	0	0	0	0	0	0	257	32.7	39.4	25 to 35	59.5	89	34.6
11/07/2022	20:00	0	0	6	59	69	45	9	0	1	0	0	0	0	0	0	0	0	0	0	0	189	32.3	38	25 to 35	67.7	55	29.1
11/07/2022	21:00	0	3	3	51	43	26	10	6	0	0	0	0	0	0	0	0	0	0	0	0	142	32.3	39	25 to 35	66.2	42	29.6
11/07/2022	22:00	0	1	4	21	30	20	5	4	0	0	0	0	0	0	0	0	0	0	0	0	85	33	39	25 to 35	60.0	29	34.1
11/07/2022	23:00	0	0	1	10	9	7	8	0	1	0	0	0	0	0	0	0	0	0	0	0	36	34.4	42.5	25 to 35	52.8	16	44.4
24 Hr Summary		17	44	220	1225	1528	980	351	76	18	5	1	0	1	0	0	0	0	0	0	0	4466	32.6	38.9	25 to 35	61.6	1432	32.1

Incoming Histogram

Knoll Lane Facing ?? August 2022

from Mon-Jul-04-2022-02-00-PM to Wed-Aug-17-2022-01-59-PM

Date	Starting Hr:min	<15	15 to <20	20 to <25	25 to <30	30 to <35	35 to <40	40 to <45	45 to <50	50 to <55	55 to <60	60 to <65	65 to <70	70 to <75	75 to <80	80 to <85	85 to <90	90 to <95	95 to <100	100 to >105	Total Counts	Avg Speed (MPH)	85pct Speed	10MPH Pace	% in pace	# of Speeders	% Speeders	
12/07/2022	00:00	0	0	0	2	6	7	0	0	0	0	0	0	0	0	0	0	0	0	0	0	15	33.8	38.6	30 to 40	86.7	7	46.7
12/07/2022	01:00	0	0	0	5	4	2	3	1	0	0	0	0	0	0	0	0	0	0	0	0	15	34.1	43.3	25 to 35	60.0	6	40.0
12/07/2022	02:00	0	0	0	1	5	3	1	0	1	0	0	0	0	0	0	0	0	0	0	0	11	35.8	40	30 to 40	72.7	5	45.5
12/07/2022	03:00	0	0	0	3	1	2	0	1	0	1	0	0	0	0	0	0	0	0	0	0	8	36.4	50	25 to 35	50.0	4	50.0
12/07/2022	04:00	0	0	1	5	6	3	0	0	0	0	1	0	0	0	0	0	0	0	0	0	16	32.8	38.3	25 to 35	68.8	4	25.0
12/07/2022	05:00	0	0	0	4	9	7	4	2	0	0	0	0	0	0	0	0	0	0	0	0	26	35.5	42.5	30 to 40	61.5	13	50.0
12/07/2022	06:00	0	1	2	18	25	22	14	7	1	0	0	0	0	0	0	0	0	0	0	0	90	35.1	42.9	30 to 40	52.2	44	48.9
12/07/2022	07:00	0	0	9	49	76	49	30	2	0	0	0	0	0	0	0	0	0	0	0	0	215	33.5	40	25 to 35	58.1	81	37.7
12/07/2022	08:00	0	0	6	68	134	71	19	1	0	0	0	0	0	0	0	0	0	0	0	0	299	33	38.2	30 to 40	68.6	91	30.4
12/07/2022	09:00	0	2	10	56	81	52	14	2	0	0	0	0	0	0	0	0	0	0	0	0	217	32.5	38.4	25 to 35	63.1	68	31.3
12/07/2022	10:00	1	4	17	78	78	59	12	1	0	0	0	0	0	0	0	0	0	0	0	0	250	31.6	37.9	25 to 35	62.4	72	28.8
12/07/2022	11:00	0	3	20	56	103	55	12	4	0	0	0	0	0	0	0	0	0	0	0	0	253	32.2	38	25 to 35	62.8	71	28.1
12/07/2022	12:00	0	0	10	73	84	54	23	5	1	0	0	0	0	0	0	0	0	0	0	0	250	33	39.2	25 to 35	62.8	83	33.2
12/07/2022	13:00	1	1	13	69	83	58	37	3	0	0	0	0	0	0	0	0	0	0	0	0	265	33.2	40	25 to 35	57.4	98	37.0
12/07/2022	14:00	0	2	17	117	113	52	20	7	0	0	0	0	0	0	0	0	0	0	0	0	328	31.8	37.9	25 to 35	70.1	79	24.1
12/07/2022	15:00	1	8	22	145	142	81	20	5	2	0	0	0	0	0	0	0	0	0	0	0	426	31.6	37.7	25 to 35	67.4	108	25.4
12/07/2022	16:00	0	3	35	138	129	77	26	6	0	1	0	0	0	0	0	0	0	0	0	0	415	31.7	38.1	25 to 35	64.3	110	26.5
12/07/2022	17:00	3	9	40	123	149	90	24	6	0	0	0	0	0	0	0	0	0	0	0	0	444	31.5	37.9	25 to 35	61.3	120	27.0
12/07/2022	18:00	1	3	27	119	116	55	13	4	1	0	0	0	0	0	0	0	0	0	0	0	339	31.1	37	25 to 35	69.3	73	21.5
12/07/2022	19:00	0	2	20	82	76	51	22	7	1	0	0	0	0	0	0	0	0	0	0	0	261	32.3	39.1	25 to 35	60.5	81	31.0
12/07/2022	20:00	0	0	8	54	69	32	18	1	0	0	0	0	0	0	0	0	0	0	0	0	182	32.4	38.8	25 to 35	67.6	51	28.0
12/07/2022	21:00	0	1	7	54	40	43	9	1	1	0	0	0	0	0	0	0	0	0	0	0	156	32.3	38.6	25 to 35	60.3	54	34.6
12/07/2022	22:00	0	2	8	26	38	16	10	3	0	0	0	0	0	0	0	0	0	0	0	0	103	32.2	39.4	25 to 35	62.1	29	28.2
12/07/2022	23:00	1	0	3	13	15	7	5	3	0	2	0	0	0	0	0	0	0	0	0	0	49	33.4	43	25 to 35	57.1	17	34.7
24 Hr Summary		8	41	275	1358	1582	948	336	72	8	4	1	0	0	0	0	0	0	0	0	0	4633	32.2	38.6	25 to 35	63.5	1369	29.5

Incoming Histogram

Knoll Lane Facing ?? August 2022

from Mon-Jul-04-2022-02-00-PM to Wed-Aug-17-2022-01-59-PM

Date	Starting Hr:min	<15	15 to <20	20 to <25	25 to <30	30 to <35	35 to <40	40 to <45	45 to <50	50 to <55	55 to <60	60 to <65	65 to <70	70 to <75	75 to <80	80 to <85	85 to <90	90 to <95	95 to <100	100 to >105	Total Counts	Avg Speed (MPH)	85pet Speed	10MPH Pace	% in pace	# of Speeders	% Speeders	
13/07/2022	00:00	0	0	0	5	7	5	1	2	0	0	0	0	0	0	0	0	0	0	0	0	20	34.3	40	25 to 35	60.0	8	40.0
13/07/2022	01:00	0	0	0	3	2	0	0	1	0	0	0	0	0	0	0	0	0	0	0	0	6	32.2	35	25 to 35	83.3	1	16.7
13/07/2022	02:00	0	0	1	1	1	0	1	1	0	0	0	0	0	0	0	0	0	0	0	5	34	45	20 to 30	40.0	2	40.0	
13/07/2022	03:00	0	0	0	1	2	1	1	1	0	0	0	0	0	0	0	0	0	0	0	6	36.2	45	25 to 35	50.0	3	50.0	
13/07/2022	04:00	0	0	1	1	5	1	0	0	0	0	0	0	0	0	0	0	0	0	0	8	30.9	35	25 to 35	75.0	1	12.5	
13/07/2022	05:00	0	0	0	7	7	7	5	4	1	0	0	0	0	0	0	0	0	0	0	31	36.5	45	25 to 35	45.2	17	54.8	
13/07/2022	06:00	0	0	0	18	26	21	15	5	0	0	0	0	0	0	0	0	0	0	0	85	35.2	42.3	30 to 40	55.3	41	48.2	
13/07/2022	07:00	0	2	3	30	65	75	20	9	1	0	0	0	0	0	0	0	0	0	0	205	35	39.9	30 to 40	68.3	105	51.2	
13/07/2022	08:00	3	4	8	106	117	78	19	1	1	0	0	0	0	0	0	0	0	0	0	337	32.1	38.1	25 to 35	66.2	99	29.4	
13/07/2022	09:00	0	1	12	77	79	43	15	4	0	0	0	0	0	0	0	0	0	0	0	231	32	38.1	25 to 35	67.5	62	26.8	
13/07/2022	10:00	0	2	28	71	70	37	14	2	1	0	0	0	0	0	0	0	0	0	0	225	31.1	37.7	25 to 35	62.7	54	24.0	
13/07/2022	11:00	0	0	13	76	78	44	20	1	0	0	0	0	0	0	0	0	0	0	0	232	32.1	38.4	25 to 35	66.4	65	28.0	
13/07/2022	12:00	2	4	11	58	82	35	14	5	2	1	0	0	0	0	0	0	0	0	0	214	32.2	38.6	25 to 35	65.4	57	26.6	
13/07/2022	13:00	0	2	9	84	93	62	24	1	1	0	0	0	0	0	0	0	0	0	0	276	32.6	38.8	25 to 35	64.1	88	31.9	
13/07/2022	14:00	0	1	21	115	104	62	23	5	2	0	0	0	0	0	0	0	0	0	0	333	32	38.4	25 to 35	65.8	92	27.6	
13/07/2022	15:00	0	0	12	149	175	80	26	5	0	0	0	0	0	0	0	0	0	0	0	447	32.2	37.8	25 to 35	72.5	111	24.8	
13/07/2022	16:00	0	2	29	109	147	78	37	3	1	1	0	0	0	0	0	0	0	0	0	407	32.4	38.8	25 to 35	62.9	120	29.5	
13/07/2022	17:00	3	6	29	160	163	79	24	3	1	0	0	0	0	0	0	0	0	0	0	468	31.3	37.3	25 to 35	69.0	107	22.9	
13/07/2022	18:00	6	4	22	107	114	75	26	4	1	0	0	0	0	0	0	0	0	0	0	359	31.8	38.5	25 to 35	61.6	106	29.5	
13/07/2022	19:00	0	1	5	61	85	59	17	11	1	0	0	0	0	0	0	0	0	0	0	240	33.6	39.4	25 to 35	60.8	88	36.7	
13/07/2022	20:00	0	0	13	61	76	49	24	6	0	0	0	0	0	0	0	0	0	0	0	229	33	39.6	25 to 35	59.8	79	34.5	
13/07/2022	21:00	0	3	11	43	40	24	10	4	1	0	0	0	0	0	0	0	0	0	0	136	31.9	39	25 to 35	61.0	39	28.7	
13/07/2022	22:00	0	0	4	20	39	26	7	1	2	0	0	0	0	0	0	0	0	0	0	99	33.5	39	30 to 40	65.7	36	36.4	
13/07/2022	23:00	0	0	2	18	12	11	6	1	1	0	0	0	0	0	0	0	0	0	0	51	33	40	25 to 35	58.8	19	37.3	
24 Hr Summary		14	32	234	1381	1589	952	349	80	17	2	0	0	0	0	0	0	0	0	0	4650	32.4	38.7	25 to 35	63.9	1400	30.1	

Incoming Histogram

Knoll Lane Facing ?? August 2022

from Mon-Jul-04-2022-02-00-PM to Wed-Aug-17-2022-01-59-PM

Date	Starting Hr:min	<15	15 to <20	20 to <25	25 to <30	30 to <35	35 to <40	40 to <45	45 to <50	50 to <55	55 to <60	60 to <65	65 to <70	70 to <75	75 to <80	80 to <85	85 to <90	90 to <95	95 to <100	100 to >105	Total Counts	Avg Speed (MPH)	85pct Speed	10MPH Pace	% in pace	# of Speeders	% Speeders	
14/07/2022	00:00	0	0	1	3	9	8	2	0	0	0	0	0	0	0	0	0	0	0	0	0	23	33.7	39.4	30 to 40	73.9	10	43.5
14/07/2022	01:00	0	1	0	9	4	4	1	2	1	0	0	0	0	0	0	0	0	0	0	0	22	33.1	45	25 to 35	59.1	8	36.4
14/07/2022	02:00	0	0	0	1	4	2	0	0	0	0	0	0	0	0	0	0	0	0	0	0	7	32.9	37.5	30 to 40	85.7	2	28.6
14/07/2022	03:00	0	0	1	1	0	1	1	1	0	0	0	0	0	0	0	0	0	0	0	0	5	35	45	20 to 30	40.0	3	60.0
14/07/2022	04:00	0	0	1	4	3	3	3	1	0	0	0	0	0	0	0	0	0	0	0	0	15	34.1	43.3	25 to 35	46.7	7	46.7
14/07/2022	05:00	0	0	0	3	12	7	4	1	0	0	0	0	0	0	0	0	0	0	0	0	27	35.1	41.2	30 to 40	70.4	12	44.4
14/07/2022	06:00	2	1	3	15	25	20	14	6	0	1	0	0	0	0	0	0	0	0	0	0	87	34.5	42.9	30 to 40	51.7	41	47.1
14/07/2022	07:00	1	3	6	50	77	56	22	5	2	0	0	0	0	0	0	0	0	0	0	0	222	33.5	39.6	30 to 40	59.9	85	38.3
14/07/2022	08:00	1	9	25	83	96	69	24	4	0	0	0	0	0	0	0	0	0	0	0	0	311	31.9	38.6	25 to 35	57.6	97	31.2
14/07/2022	09:00	5	5	15	60	72	58	16	0	0	0	0	0	0	0	0	0	0	0	0	0	231	31.7	38.4	25 to 35	57.1	74	32.0
14/07/2022	10:00	1	1	9	58	93	51	9	7	0	0	0	0	0	0	0	0	0	0	0	0	229	32.6	38.2	25 to 35	65.9	67	29.3
14/07/2022	11:00	0	0	8	66	103	46	23	4	1	1	0	0	0	0	0	0	0	0	0	0	252	33	39	25 to 35	67.1	75	29.8
14/07/2022	12:00	0	2	7	68	76	52	21	3	2	0	0	0	0	0	0	0	0	0	0	0	231	32.9	39.1	25 to 35	62.3	78	33.8
14/07/2022	13:00	0	2	14	87	80	55	20	5	0	0	0	1	0	0	0	0	0	0	0	0	264	32.4	38.7	25 to 35	63.3	81	30.7
14/07/2022	14:00	0	6	23	112	110	78	17	5	0	0	0	0	0	0	0	0	0	0	0	0	351	31.8	38	25 to 35	63.2	100	28.5
14/07/2022	15:00	0	3	22	128	203	86	29	6	1	0	0	1	0	0	0	0	0	0	0	0	479	32.4	38	25 to 35	69.1	123	25.7
14/07/2022	16:00	1	4	23	101	141	76	35	7	2	0	0	0	0	0	0	0	0	0	0	0	390	32.6	39.1	25 to 35	62.1	120	30.8
14/07/2022	17:00	6	6	30	140	144	70	29	4	2	0	0	0	0	0	0	0	0	0	0	0	431	31.4	37.9	25 to 35	65.9	105	24.4
14/07/2022	18:00	2	13	18	76	137	69	24	6	0	1	0	0	0	0	0	0	0	0	0	0	346	32.2	38.5	25 to 35	61.6	100	28.9
14/07/2022	19:00	0	5	19	84	93	59	20	3	2	0	0	0	0	0	0	0	0	0	0	0	285	32.1	38.5	25 to 35	62.1	84	29.5
14/07/2022	20:00	0	1	5	50	75	44	23	7	2	0	0	1	0	0	0	0	0	0	0	0	208	33.9	40.4	25 to 35	60.1	77	37.0
14/07/2022	21:00	0	0	10	53	52	25	9	0	1	0	0	0	0	0	0	0	0	0	0	0	150	31.5	37.6	25 to 35	70.0	35	23.3
14/07/2022	22:00	0	2	10	33	25	29	8	2	1	0	0	0	0	0	0	0	0	0	0	0	110	32.2	39.1	25 to 35	52.7	40	36.4
14/07/2022	23:00	0	0	1	10	15	16	5	1	2	0	0	0	0	0	0	0	0	0	0	0	50	34.8	40	30 to 40	62.0	24	48.0
24 Hr Summary		19	64	251	1295	1649	984	359	80	19	3	0	3	0	0	0	0	0	0	0	0	4726	32.4	38.8	25 to 35	62.3	1448	30.6

Incoming Histogram

Knoll Lane Facing ?? August 2022

from Mon-Jul-04-2022-02-00-PM to Wed-Aug-17-2022-01-59-PM

Date	Starting Hr:min	<15	15 to <20	20 to <25	25 to <30	30 to <35	35 to <40	40 to <45	45 to <50	50 to <55	55 to <60	60 to <65	65 to <70	70 to <75	75 to <80	80 to <85	85 to <90	90 to <95	95 to <100	100 to >105	Total Counts	Avg Speed (MPH)	85pct Speed	10MPH Pace	% in pace	# of Speeders	% Speeders	
15/07/2022	00:00	0	0	1	3	5	4	3	0	0	0	1	0	0	0	0	0	0	0	0	0	17	35.4	41.7	30 to 40	52.9	8	47.1
15/07/2022	01:00	0	0	0	3	1	3	1	1	0	0	0	0	0	0	0	0	0	0	0	0	9	34.9	45	25 to 35	44.4	5	55.6
15/07/2022	02:00	0	0	1	0	6	4	1	0	0	0	0	0	0	0	0	0	0	0	0	0	12	33.7	38.8	30 to 40	83.3	5	41.7
15/07/2022	03:00	0	0	0	4	1	0	1	0	0	0	0	0	0	0	0	0	0	0	0	0	6	30.3	35	25 to 35	83.3	1	16.7
15/07/2022	04:00	0	0	1	2	4	1	2	1	0	0	0	0	0	0	0	0	0	0	0	0	11	33.8	42.5	25 to 35	54.5	4	36.4
15/07/2022	05:00	0	0	0	4	8	5	7	4	1	0	0	0	0	0	0	0	0	0	0	0	29	37.6	46.2	30 to 40	44.8	17	58.6
15/07/2022	06:00	0	0	0	8	31	26	19	9	2	0	0	0	0	0	0	0	0	0	0	0	95	37.1	44.2	30 to 40	60.0	56	58.9
15/07/2022	07:00	0	0	3	45	62	56	20	3	2	0	0	0	0	0	0	0	0	0	0	0	191	34	39.6	30 to 40	61.8	81	42.4
15/07/2022	08:00	0	4	21	98	110	69	16	3	1	0	0	0	0	0	0	0	0	0	0	0	322	31.9	38	25 to 35	64.6	89	27.6
15/07/2022	09:00	0	6	16	89	106	59	11	1	1	0	0	0	0	0	0	0	0	0	0	0	289	31.6	37.5	25 to 35	67.5	72	24.9
15/07/2022	10:00	1	4	10	75	96	58	12	0	0	0	0	0	0	0	0	0	0	0	0	0	256	31.9	37.8	25 to 35	66.8	70	27.3
15/07/2022	11:00	1	1	17	79	84	62	12	2	1	0	0	0	0	0	0	0	0	0	0	0	259	32	38.1	25 to 35	62.9	77	29.7
15/07/2022	12:00	1	3	13	84	107	59	18	0	0	0	0	0	0	0	0	0	0	0	0	0	285	32	37.9	25 to 35	67.0	77	27.0
15/07/2022	13:00	0	0	14	95	104	69	22	5	1	0	0	0	0	0	0	0	0	0	0	0	310	32.6	38.7	25 to 35	64.2	97	31.3
15/07/2022	14:00	1	6	22	91	120	79	21	4	1	1	0	0	0	0	0	0	0	0	0	0	346	32.2	38.4	25 to 35	61.0	106	30.6
15/07/2022	15:00	0	3	20	137	159	92	25	4	1	0	0	0	0	0	0	0	0	0	0	0	441	32.1	38	25 to 35	67.1	122	27.7
15/07/2022	16:00	2	7	35	126	159	85	42	6	1	0	0	0	0	0	0	0	0	0	0	0	463	32.1	38.8	25 to 35	61.6	134	28.9
15/07/2022	17:00	2	11	38	123	177	111	30	0	2	0	0	0	0	0	0	0	0	0	0	0	494	31.9	38.1	25 to 35	60.7	143	28.9
15/07/2022	18:00	0	2	16	82	125	91	31	9	1	1	0	0	0	0	0	0	0	0	0	0	358	33.4	39.3	30 to 40	60.3	133	37.2
15/07/2022	19:00	0	5	16	87	101	76	20	4	2	2	1	0	0	0	0	0	0	0	0	0	314	32.7	38.8	25 to 35	59.9	105	33.4
15/07/2022	20:00	0	1	11	58	86	46	16	7	1	0	0	0	0	0	0	0	0	0	0	0	226	32.9	38.9	25 to 35	63.7	70	31.0
15/07/2022	21:00	0	1	7	49	54	38	12	5	0	0	0	0	0	0	0	0	0	0	0	0	166	32.7	38.9	25 to 35	62.0	55	33.1
15/07/2022	22:00	0	3	3	40	52	13	9	3	2	0	0	0	0	0	0	0	0	0	0	0	125	32.1	38.1	25 to 35	73.6	27	21.6
15/07/2022	23:00	0	1	7	15	24	22	9	2	2	0	0	0	0	0	0	0	0	0	0	0	82	33.6	40.6	30 to 40	56.1	35	42.7
24 Hr Summary		8	58	272	1397	1782	1128	360	73	22	4	2	0	0	0	0	0	0	0	0	0	5106	32.5	38.6	25 to 35	62.3	1589	31.1

Incoming Histogram

Knoll Lane Facing ?? August 2022

from Mon-Jul-04-2022-02-00-PM to Wed-Aug-17-2022-01-59-PM

Date	Starting Hr:min	<15	15 to <20	20 to <25	25 to <30	30 to <35	35 to <40	40 to <45	45 to <50	50 to <55	55 to <60	60 to <65	65 to <70	70 to <75	75 to <80	80 to <85	85 to <90	90 to <95	95 to <100	100 to >105	Total Counts	Avg Speed (MPH)	85pet Speed	10MPH Pace	% in pace	# of Speeders	% Speeders
16/07/2022	00:00	0	0	0	13	16	9	5	5	0	0	0	0	0	0	0	0	0	0	0	48	34.5	43	25 to 35	60.4	19	39.6
16/07/2022	01:00	0	0	0	4	7	5	5	0	0	0	0	0	0	0	0	0	0	0	0	21	34.9	42	30 to 40	57.1	10	47.6
16/07/2022	02:00	0	0	2	2	6	3	5	1	0	0	1	0	0	0	0	0	0	0	0	20	36.1	44	30 to 40	45.0	10	50.0
16/07/2022	03:00	0	0	1	2	1	3	3	3	1	0	0	0	0	0	0	0	0	0	0	14	38.4	48.3	35 to 45	42.9	10	71.4
16/07/2022	04:00	0	0	0	2	1	0	2	0	0	0	0	0	0	0	0	0	0	0	0	5	34	42.5	25 to 35	60.0	2	40.0
16/07/2022	05:00	0	0	1	5	6	1	3	0	3	0	0	0	0	0	0	0	0	0	0	19	35.4	45	25 to 35	57.9	7	36.8
16/07/2022	06:00	0	0	0	8	13	13	7	1	1	0	0	0	0	0	0	0	0	0	0	43	35.3	42.1	30 to 40	60.5	22	51.2
16/07/2022	07:00	0	0	1	8	25	16	7	4	0	0	0	0	0	0	0	0	0	0	0	61	34.9	41.4	30 to 40	67.2	27	44.3
16/07/2022	08:00	0	0	5	19	49	40	16	5	3	0	0	0	0	0	0	0	0	0	0	137	34.9	40.9	30 to 40	65.0	64	46.7
16/07/2022	09:00	0	1	10	44	93	58	13	2	0	0	0	0	0	0	0	0	0	0	0	221	33	38.4	30 to 40	68.3	73	33.0
16/07/2022	10:00	7	2	9	100	109	63	15	3	0	0	0	0	0	0	0	0	0	0	0	308	31.6	37.8	25 to 35	67.9	81	26.3
16/07/2022	11:00	0	0	16	75	104	72	22	10	0	0	0	0	0	0	0	0	0	0	0	299	33.1	39.1	25 to 35	59.9	104	34.8
16/07/2022	12:00	2	5	15	95	114	69	14	5	1	0	0	0	0	0	0	0	0	0	0	320	32	38	25 to 35	65.3	89	27.8
16/07/2022	13:00	0	4	14	87	127	82	24	1	2	0	0	0	0	0	0	0	0	0	0	341	32.7	38.5	25 to 35	62.8	109	32.0
16/07/2022	14:00	0	2	15	65	105	65	21	7	1	1	0	0	0	0	0	0	0	0	0	282	33.1	39.1	25 to 35	60.3	95	33.7
16/07/2022	15:00	0	0	13	65	119	78	16	7	3	2	0	0	0	0	0	0	0	0	0	303	33.5	38.9	30 to 40	65.0	106	35.0
16/07/2022	16:00	4	2	15	61	99	63	27	8	3	0	1	0	0	0	0	0	0	0	0	283	33.2	39.8	30 to 40	57.2	102	36.0
16/07/2022	17:00	0	0	6	50	91	58	27	4	2	0	0	0	0	0	0	0	0	0	0	238	33.9	39.7	30 to 40	62.6	91	38.2
16/07/2022	18:00	0	0	7	70	62	52	31	7	2	1	0	0	0	0	0	0	0	0	0	232	33.8	41	25 to 35	56.9	93	40.1
16/07/2022	19:00	0	0	2	59	76	49	18	3	0	0	0	1	0	0	0	0	0	0	0	208	33.3	39.1	25 to 35	64.9	71	34.1
16/07/2022	20:00	0	0	4	32	54	44	25	6	1	1	0	0	0	0	0	0	0	0	0	167	34.8	41.6	30 to 40	58.7	77	46.1
16/07/2022	21:00	0	2	3	48	36	30	14	4	1	0	0	0	0	0	0	0	0	0	0	138	32.9	39.7	25 to 35	60.9	49	35.5
16/07/2022	22:00	0	1	2	42	53	29	10	1	1	0	0	0	0	0	0	0	0	0	0	139	32.7	38.4	25 to 35	68.3	41	29.5
16/07/2022	23:00	0	0	2	13	42	22	10	1	0	0	0	0	0	0	0	0	0	0	0	90	33.9	39.3	30 to 40	71.1	33	36.7
24 Hr Summary		13	19	143	969	1408	924	340	88	25	5	2	1	0	0	0	0	0	0	0	3937	33.2	39.3	25 to 35	60.4	1385	35.2

Incoming Histogram

Knoll Lane Facing ?? August 2022

from Mon-Jul-04-2022-02-00-PM to Wed-Aug-17-2022-01-59-PM

Date	Starting Hr:min	<15	15 to <20	20 to <25	25 to <30	30 to <35	35 to <40	40 to <45	45 to <50	50 to <55	55 to <60	60 to <65	65 to <70	70 to <75	75 to <80	80 to <85	85 to <90	90 to <95	95 to <100	100 to >105	Total Counts	Avg Speed (MPH)	85pct Speed	10MPH Pace	% in pace	# of Speeders	% Speeders
17/07/2022	00:00	0	0	0	17	15	12	6	4	0	0	0	0	0	0	0	0	0	0	0	54	34.1	41.7	25 to 35	59.3	22	40.7
17/07/2022	01:00	0	0	1	7	9	7	1	2	0	0	0	0	0	0	0	0	0	0	0	27	33.3	39.3	25 to 35	59.3	10	37.0
17/07/2022	02:00	0	0	0	1	1	2	6	0	1	0	1	0	0	0	0	0	0	0	0	12	41.7	45	35 to 45	66.7	10	83.3
17/07/2022	03:00	0	0	0	1	3	6	1	0	1	1	0	0	0	0	0	0	0	0	0	13	38.3	45	30 to 40	69.2	9	69.2
17/07/2022	04:00	0	0	0	4	1	3	2	0	0	0	0	0	0	0	0	0	0	0	0	10	33.6	40	25 to 35	50.0	5	50.0
17/07/2022	05:00	0	0	0	0	11	2	3	0	2	0	0	0	0	0	0	0	0	0	0	18	36.7	43.3	30 to 40	72.2	7	38.9
17/07/2022	06:00	0	0	0	5	7	6	4	6	1	1	0	0	0	0	0	0	0	0	0	30	38.1	48.3	30 to 40	43.3	18	60.0
17/07/2022	07:00	0	0	0	11	19	16	3	0	0	0	0	0	0	0	0	0	0	0	0	49	33.4	38.8	30 to 40	71.4	19	38.8
17/07/2022	08:00	0	0	3	16	25	20	7	3	1	0	0	0	0	0	0	0	0	0	0	75	34	40	30 to 40	60.0	31	41.3
17/07/2022	09:00	0	0	1	33	50	42	20	4	2	0	0	0	0	0	0	0	0	0	0	152	34.6	40.8	30 to 40	60.5	68	44.7
17/07/2022	10:00	0	2	13	82	86	57	18	5	1	0	0	0	0	0	0	0	0	0	0	264	32.4	38.6	25 to 35	63.6	81	30.7
17/07/2022	11:00	0	1	9	81	97	59	30	2	1	0	0	0	0	0	0	0	0	0	0	280	32.9	39.2	25 to 35	63.6	92	32.9
17/07/2022	12:00	0	0	8	63	105	63	30	4	1	0	0	0	0	0	0	0	0	0	0	274	33.5	39.5	25 to 35	61.3	98	35.8
17/07/2022	13:00	0	0	15	69	112	62	22	4	1	1	0	0	0	0	0	0	0	0	0	286	32.9	38.8	25 to 35	63.3	90	31.5
17/07/2022	14:00	2	3	7	62	81	66	18	2	0	0	0	0	0	0	0	0	0	0	0	241	32.8	38.8	30 to 40	61.0	86	35.7
17/07/2022	15:00	0	0	7	53	67	62	14	2	1	1	1	0	0	0	0	0	0	0	0	208	33.5	39	30 to 40	62.0	81	38.9
17/07/2022	16:00	0	3	8	68	85	59	21	1	1	1	1	0	0	0	0	0	0	0	0	248	33	39	25 to 35	61.7	84	33.9
17/07/2022	17:00	0	2	7	35	77	56	34	3	1	0	0	0	0	0	0	0	0	0	0	215	34.3	40.9	30 to 40	61.9	94	43.7
17/07/2022	18:00	0	1	9	40	60	51	24	4	0	1	0	0	0	0	0	0	0	0	0	190	33.9	40.2	30 to 40	58.4	80	42.1
17/07/2022	19:00	0	1	3	41	57	45	19	2	1	1	0	0	0	0	0	0	0	0	0	170	33.8	39.7	30 to 40	60.0	68	40.0
17/07/2022	20:00	0	1	7	28	59	31	18	6	1	1	0	0	0	0	0	0	0	0	0	152	34	40.8	30 to 40	59.2	57	37.5
17/07/2022	21:00	0	0	3	28	41	26	7	5	1	0	0	0	0	0	0	0	0	0	0	111	33.5	39.2	25 to 35	62.2	39	35.1
17/07/2022	22:00	0	0	3	21	25	24	8	3	1	1	0	0	0	0	0	0	0	0	0	86	34.1	40	30 to 40	57.0	37	43.0
17/07/2022	23:00	0	0	2	7	10	11	2	2	0	0	0	0	0	0	0	0	0	0	0	34	33.7	39.5	30 to 40	61.8	15	44.1
24 Hr Summary		2	14	106	773	1103	788	318	64	19	9	3	0	0	0	0	0	0	0	0	3199	33.5	39.6	30 to 40	59.1	1201	37.5

Incoming Histogram

Knoll Lane Facing ?? August 2022

from Mon-Jul-04-2022-02-00-PM to Wed-Aug-17-2022-01-59-PM

Date	Starting Hr:min	<15	15 to <20	20 to <25	25 to <30	30 to <35	35 to <40	40 to <45	45 to <50	50 to <55	55 to <60	60 to <65	65 to <70	70 to <75	75 to <80	80 to <85	85 to <90	90 to <95	95 to <100	100 to >105	Total Counts	Avg Speed (MPH)	85pet Speed	10MPH Pace	% in pace	# of Speeders	% Speeders	
18/07/2022	00:00	0	0	0	4	6	5	1	0	0	0	0	0	0	0	0	0	0	0	0	0	16	33.1	39	30 to 40	68.8	6	37.5
18/07/2022	01:00	0	0	0	4	4	3	0	0	0	0	0	0	0	0	0	0	0	0	0	0	11	31.7	36.7	25 to 35	72.7	3	27.3
18/07/2022	02:00	0	0	0	2	1	1	1	0	0	0	0	0	0	0	0	0	0	0	0	0	5	33	40	25 to 35	60.0	2	40.0
18/07/2022	03:00	0	0	1	1	1	0	1	0	0	0	0	0	0	0	0	0	0	0	0	0	4	30.8	35	20 to 30	50.0	1	25.0
18/07/2022	04:00	0	0	1	3	0	2	1	0	0	0	0	0	0	0	0	0	0	0	0	0	7	31.3	40	20 to 30	57.1	3	42.9
18/07/2022	05:00	0	0	0	6	14	8	4	1	0	0	0	0	0	0	0	0	0	0	0	0	33	34.1	40	30 to 40	66.7	13	39.4
18/07/2022	06:00	0	0	0	10	17	26	16	5	1	0	0	0	0	0	0	0	0	0	0	0	75	36.8	43.4	30 to 40	57.3	48	64.0
18/07/2022	07:00	0	1	7	47	70	53	12	2	1	0	0	0	0	0	0	0	0	0	0	0	193	33	38.7	30 to 40	63.7	68	35.2
18/07/2022	08:00	0	1	14	74	91	73	19	1	2	0	0	0	0	0	0	0	0	0	0	0	275	32.8	38.7	25 to 35	60.0	95	34.5
18/07/2022	09:00	0	2	7	62	92	72	19	1	0	0	0	0	0	0	0	0	0	0	0	0	255	33.1	38.8	30 to 40	64.3	92	36.1
18/07/2022	10:00	1	2	10	64	65	33	13	0	1	1	0	0	0	0	0	0	0	0	0	0	190	31.7	38	25 to 35	67.9	48	25.3
18/07/2022	11:00	0	1	12	58	82	48	13	4	0	0	0	0	0	0	0	0	0	0	0	0	218	32.5	38.3	25 to 35	64.2	65	29.8
18/07/2022	12:00	1	2	19	66	65	57	23	4	1	0	0	0	0	0	0	0	0	0	0	0	238	32.5	39.3	25 to 35	55.0	85	35.7
18/07/2022	13:00	0	3	9	67	77	66	30	7	2	0	0	0	0	0	0	0	0	0	0	0	261	33.6	40	25 to 35	55.2	105	40.2
18/07/2022	14:00	0	3	11	67	100	81	21	8	2	0	0	0	0	0	0	0	0	0	0	0	293	33.4	39.2	30 to 40	61.8	112	38.2
18/07/2022	15:00	0	2	19	95	137	84	26	4	0	1	0	0	0	0	0	0	0	0	0	0	368	32.6	38.6	25 to 35	63.0	115	31.3
18/07/2022	16:00	1	9	25	106	125	73	28	5	0	0	0	0	0	0	0	0	0	0	0	0	372	31.9	38.4	25 to 35	62.1	106	28.5
18/07/2022	17:00	0	5	25	85	113	102	29	8	0	0	0	0	0	0	0	0	0	0	0	0	367	32.9	39.1	30 to 40	58.6	139	37.9
18/07/2022	18:00	2	0	10	81	109	70	19	3	3	0	0	0	0	0	0	0	0	0	0	0	297	32.8	38.6	25 to 35	64.0	95	32.0
18/07/2022	19:00	0	0	4	39	68	58	22	2	1	0	0	0	0	0	0	0	0	0	0	0	194	34.1	39.7	30 to 40	64.9	83	42.8
18/07/2022	20:00	0	4	4	42	60	35	12	4	0	1	1	0	0	0	0	0	0	0	0	0	163	33	39.1	25 to 35	62.6	53	32.5
18/07/2022	21:00	0	1	6	55	44	17	9	5	1	0	0	0	0	0	0	0	0	0	0	0	138	31.8	38.2	25 to 35	71.7	32	23.2
18/07/2022	22:00	0	0	0	23	33	18	10	0	2	0	0	0	0	0	0	0	0	0	0	0	86	33.7	39.7	25 to 35	65.1	30	34.9
18/07/2022	23:00	2	1	0	7	16	11	4	2	1	0	0	0	0	0	0	0	0	0	0	0	44	33.3	40	30 to 40	61.4	18	40.9
24 Hr Summary		7	37	184	1068	1390	996	333	66	18	3	1	0	0	0	0	0	0	0	0	0	4103	32.9	39	25 to 35	59.9	1417	34.5

Incoming Histogram

Knoll Lane Facing ?? August 2022

from Mon-Jul-04-2022-02-00-PM to Wed-Aug-17-2022-01-59-PM

Date	Starting Hr:min	<15	15 to <20	20 to <25	25 to <30	30 to <35	35 to <40	40 to <45	45 to <50	50 to <55	55 to <60	60 to <65	65 to <70	70 to <75	75 to <80	80 to <85	85 to <90	90 to <95	95 to <100	100 to >105	Total Counts	Avg Speed (MPH)	85pct Speed	10MPH Pace	% in pace	# of Speeders	% Speeders
19/07/2022	00:00	1	0	0	4	8	5	3	1	0	0	0	0	0	0	0	0	0	0	0	22	33.5	41.7	30 to 40	59.1	9	40.9
19/07/2022	01:00	0	0	0	0	3	2	1	0	0	1	0	0	0	0	0	0	0	0	0	7	38.6	45	30 to 40	71.4	4	57.1
19/07/2022	02:00	0	0	0	3	2	1	1	1	0	0	0	0	0	0	0	0	0	0	0	8	33.9	45	25 to 35	62.5	3	37.5
19/07/2022	03:00	0	0	0	1	5	1	2	1	0	0	0	0	0	0	0	0	0	0	0	10	35.6	42.5	25 to 35	60.0	4	40.0
19/07/2022	04:00	0	0	0	1	5	5	1	0	1	1	0	0	0	0	0	0	0	0	0	14	37.5	45	30 to 40	71.4	8	57.1
19/07/2022	05:00	0	0	0	5	12	8	6	1	1	0	0	0	0	0	0	0	0	0	0	33	35.5	42.5	30 to 40	60.6	16	48.5
19/07/2022	06:00	2	0	0	11	23	27	10	4	2	0	0	0	0	0	0	0	0	0	0	79	35.2	42	30 to 40	63.3	43	54.4
19/07/2022	07:00	0	1	13	46	55	63	20	5	0	0	0	0	0	0	0	0	0	0	0	203	33.5	39.6	30 to 40	58.1	88	43.3
19/07/2022	08:00	0	1	13	86	97	50	21	6	0	0	0	0	0	0	0	0	0	0	0	274	32.3	38.6	25 to 35	66.8	77	28.1
19/07/2022	09:00	0	1	12	55	98	60	17	1	1	0	0	0	0	0	0	0	0	0	0	245	32.8	38.5	30 to 40	64.5	79	32.2
19/07/2022	10:00	0	1	9	58	76	52	15	3	1	0	0	0	0	0	0	0	0	0	0	215	32.8	38.8	25 to 35	62.3	71	33.0
19/07/2022	11:00	0	4	7	43	67	55	32	2	1	0	0	0	0	0	0	0	0	0	0	211	33.8	40.5	30 to 40	57.8	90	42.7
19/07/2022	12:00	0	2	11	51	90	59	19	5	2	0	0	0	0	0	0	0	0	0	0	239	33.3	39.2	30 to 40	62.3	85	35.6
19/07/2022	13:00	0	0	8	60	80	47	22	12	1	1	1	0	0	0	0	0	0	0	0	232	33.9	40.5	25 to 35	60.3	84	36.2
19/07/2022	14:00	0	2	11	64	108	76	29	4	2	0	0	0	0	0	0	0	0	0	0	296	33.5	39.4	30 to 40	62.2	111	37.5
19/07/2022	15:00	1	4	10	102	132	76	19	7	0	0	0	0	0	0	0	0	0	0	0	351	32.4	38.2	25 to 35	66.7	102	29.1
19/07/2022	16:00	2	3	5	75	120	96	24	6	1	0	0	0	0	0	0	0	0	0	0	332	33.4	39	30 to 40	65.1	127	38.3
19/07/2022	17:00	0	3	18	94	110	70	35	8	1	0	1	0	0	0	0	0	0	0	0	340	33	39.6	25 to 35	60.0	115	33.8
19/07/2022	18:00	2	0	17	63	100	78	24	7	4	0	0	0	0	0	0	0	0	0	0	295	33.4	39.4	30 to 40	60.3	113	38.3
19/07/2022	19:00	0	0	1	33	66	69	21	6	1	0	0	1	0	0	0	0	0	0	0	198	35.1	39.9	30 to 40	68.2	98	49.5
19/07/2022	20:00	0	2	9	60	55	34	23	2	1	1	0	0	0	0	0	0	0	0	0	187	32.7	39.9	25 to 35	61.5	61	32.6
19/07/2022	21:00	0	0	7	39	28	22	9	4	2	0	0	0	0	0	0	0	0	0	0	111	32.7	39.5	25 to 35	60.4	37	33.3
19/07/2022	22:00	1	1	4	17	44	26	14	4	1	0	0	0	0	0	0	0	0	0	0	112	34	40.7	30 to 40	62.5	45	40.2
19/07/2022	23:00	0	0	1	10	15	11	7	2	0	0	0	0	0	0	0	0	0	0	0	46	34.3	41.4	30 to 40	56.5	20	43.5
24 Hr Summary		9	25	156	981	1399	993	375	92	23	4	2	1	0	0	0	0	0	0	0	4060	33.3	39.4	30 to 40	58.9	1490	36.7

Incoming Histogram

Knoll Lane Facing ?? August 2022

from Mon-Jul-04-2022-02-00-PM to Wed-Aug-17-2022-01-59-PM

Date	Starting Hr:min	<15	15 to <20	20 to <25	25 to <30	30 to <35	35 to <40	40 to <45	45 to <50	50 to <55	55 to <60	60 to <65	65 to <70	70 to <75	75 to <80	80 to <85	85 to <90	90 to <95	95 to <100	100 to >105	Total Counts	Avg Speed (MPH)	85pet Speed	10MPH Pace	% in pace	# of Speeders	% Speeders	
20/07/2022	00:00	0	0	0	4	3	8	0	2	0	1	0	0	0	0	0	0	0	0	0	0	18	36.3	40	30 to 40	61.1	11	61.1
20/07/2022	01:00	0	0	1	1	0	5	2	0	0	0	0	0	0	0	0	0	0	0	0	0	9	35.3	42.5	35 to 45	77.8	7	77.8
20/07/2022	02:00	0	0	0	1	2	4	2	0	0	0	0	0	0	0	0	0	0	0	0	0	9	35.9	42.5	30 to 40	66.7	6	66.7
20/07/2022	03:00	0	0	1	1	2	1	1	2	0	0	0	0	0	0	0	0	0	0	0	0	8	35.8	47.5	25 to 35	37.5	4	50.0
20/07/2022	04:00	0	0	0	3	4	2	1	0	1	0	0	0	0	0	0	0	0	0	0	0	11	34.4	40	25 to 35	63.6	4	36.4
20/07/2022	05:00	0	0	1	3	13	6	1	1	1	0	0	0	0	0	0	0	0	0	0	0	26	34.2	39.2	30 to 40	73.1	9	34.6
20/07/2022	06:00	0	0	0	14	22	21	12	4	1	0	0	0	0	0	0	0	0	0	0	0	74	35.5	42.5	30 to 40	58.1	38	51.4
20/07/2022	07:00	1	1	8	46	94	39	21	7	2	0	0	0	0	0	0	0	0	0	0	0	219	33.4	39.6	25 to 35	63.9	69	31.5
20/07/2022	08:00	2	1	14	85	133	77	21	2	0	0	0	0	0	0	0	0	0	0	0	0	335	32.5	38.2	25 to 35	65.1	100	29.9
20/07/2022	09:00	0	0	9	67	82	56	12	3	0	0	0	0	0	0	0	0	0	0	0	0	229	32.5	38.3	25 to 35	65.1	71	31.0
20/07/2022	10:00	0	0	9	68	79	50	13	3	1	0	0	0	0	0	0	0	0	0	0	0	223	32.5	38.4	25 to 35	65.9	67	30.0
20/07/2022	11:00	0	0	4	72	83	49	16	2	0	0	1	0	0	0	0	0	0	0	0	0	227	32.7	38.5	25 to 35	68.3	68	30.0
20/07/2022	12:00	3	0	10	68	55	54	26	2	1	0	0	0	0	0	0	0	0	0	0	0	219	32.7	39.6	25 to 35	56.2	83	37.9
20/07/2022	13:00	0	0	14	69	95	56	12	4	2	0	0	0	0	0	0	0	0	0	0	0	252	32.5	38.2	25 to 35	65.1	74	29.4
20/07/2022	14:00	0	0	14	82	100	70	21	2	2	1	1	0	0	0	0	0	0	0	0	0	293	32.9	38.8	25 to 35	62.1	97	33.1
20/07/2022	15:00	0	3	13	107	118	82	27	4	0	1	0	0	0	0	0	0	0	0	0	0	355	32.6	38.7	25 to 35	63.4	114	32.1
20/07/2022	16:00	6	4	14	103	135	82	27	2	4	0	0	0	0	0	0	0	0	0	0	0	377	32.3	38.5	25 to 35	63.1	115	30.5
20/07/2022	17:00	2	6	23	137	150	81	25	4	0	0	0	0	0	0	0	0	0	0	0	0	428	31.7	37.8	25 to 35	67.1	110	25.7
20/07/2022	18:00	1	7	19	111	129	74	32	7	1	1	0	0	0	0	0	0	0	0	0	0	382	32.4	38.9	25 to 35	62.8	115	30.1
20/07/2022	19:00	0	1	17	67	82	64	27	3	1	1	0	0	0	0	0	0	0	0	0	0	263	33	39.5	25 to 35	56.7	96	36.5
20/07/2022	20:00	4	8	10	64	83	42	13	4	1	1	0	0	0	0	0	0	0	0	0	0	230	31.7	38.2	25 to 35	63.9	61	26.5
20/07/2022	21:00	0	1	6	36	64	32	11	3	0	0	0	0	0	0	0	0	0	0	0	0	153	32.8	38.6	25 to 35	65.4	46	30.1
20/07/2022	22:00	2	2	3	33	47	16	7	1	1	0	0	0	0	0	0	0	0	0	0	0	112	31.7	37.5	25 to 35	71.4	25	22.3
20/07/2022	23:00	0	0	6	13	18	12	3	2	0	2	0	0	0	0	0	0	0	0	0	0	56	33.1	39.6	25 to 35	55.4	19	33.9
24 Hr Summary		21	34	196	1255	1593	983	333	64	19	8	2	0	0	0	0	0	0	0	0	0	4508	32.6	38.7	25 to 35	63.2	1409	31.3

Incoming Histogram

Knoll Lane Facing ?? August 2022

from Mon-Jul-04-2022-02-00-PM to Wed-Aug-17-2022-01-59-PM

Date	Starting Hr:min	<15	15 to <20	20 to <25	25 to <30	30 to <35	35 to <40	40 to <45	45 to <50	50 to <55	55 to <60	60 to <65	65 to <70	70 to <75	75 to <80	80 to <85	85 to <90	90 to <95	95 to <100	100 to >105	Total Counts	Avg Speed (MPH)	85pet Speed	10MPH Pace	% in pace	# of Speeders	% Speeders
21/07/2022	00:00	0	0	6	7	8	6	2	1	1	0	0	0	0	0	0	0	0	0	0	31	32	39.2	25 to 35	48.4	10	32.3
21/07/2022	01:00	0	0	1	0	6	6	2	0	0	0	0	0	0	0	0	0	0	0	0	15	34.9	40	30 to 40	80.0	8	53.3
21/07/2022	02:00	0	0	0	3	6	2	0	0	0	0	0	0	0	0	0	0	0	0	0	11	31.7	35	25 to 35	81.8	2	18.2
21/07/2022	03:00	0	0	2	4	2	2	1	0	0	0	0	0	0	0	0	0	0	0	0	11	30.4	37.5	20 to 30	54.5	3	27.3
21/07/2022	04:00	0	0	1	2	2	0	2	0	0	0	0	0	0	0	0	0	0	0	0	7	32	42.5	25 to 35	57.1	2	28.6
21/07/2022	05:00	0	0	0	4	4	9	1	2	0	0	0	0	0	0	0	0	0	0	0	20	35.5	40	30 to 40	65.0	12	60.0
21/07/2022	06:00	0	0	0	12	13	27	15	2	1	0	0	0	0	0	0	0	0	0	0	70	36.2	42.7	35 to 45	60.0	45	64.3
21/07/2022	07:00	0	1	6	51	58	34	13	4	0	1	0	0	0	0	0	0	0	0	0	168	32.7	39	25 to 35	64.9	52	31.0
21/07/2022	08:00	0	2	16	63	82	58	11	2	2	0	0	0	0	0	0	0	0	0	0	236	32.3	38.3	25 to 35	61.4	73	30.9
21/07/2022	09:00	0	1	11	38	65	56	19	3	0	0	0	0	0	0	0	0	0	0	0	193	33.5	39.4	30 to 40	62.7	78	40.4
21/07/2022	10:00	0	3	11	56	83	50	10	2	0	0	0	0	0	0	0	0	0	0	0	215	32.2	38	25 to 35	64.7	62	28.8
21/07/2022	11:00	1	2	15	77	85	55	12	2	0	0	0	0	0	0	0	0	0	0	0	249	31.8	37.9	25 to 35	65.1	69	27.7
21/07/2022	12:00	0	1	9	79	85	61	24	2	0	0	0	0	0	0	0	0	0	0	0	261	32.7	38.9	25 to 35	62.8	87	33.3
21/07/2022	13:00	2	2	22	93	95	49	13	0	0	0	0	0	0	0	0	0	0	0	0	276	31.1	37.1	25 to 35	68.1	62	22.5
21/07/2022	14:00	0	1	10	87	109	46	15	3	0	0	0	0	0	0	0	0	0	0	0	271	32	37.5	25 to 35	72.3	64	23.6
21/07/2022	15:00	4	2	19	83	125	66	24	3	2	0	0	0	0	0	0	0	0	0	0	328	32.3	38.5	25 to 35	63.4	95	29.0
21/07/2022	16:00	1	6	20	124	140	71	19	6	0	0	0	0	0	0	0	0	0	0	0	387	31.7	37.7	25 to 35	68.2	96	24.8
21/07/2022	17:00	2	12	28	117	155	91	23	4	0	0	0	0	0	0	0	0	0	0	0	432	31.7	37.9	25 to 35	63.0	118	27.3
21/07/2022	18:00	2	0	9	89	124	67	21	5	0	0	0	0	0	0	0	0	0	0	0	317	32.6	38.4	25 to 35	67.2	93	29.3
21/07/2022	19:00	1	1	19	76	87	57	23	2	0	0	0	0	0	0	0	0	0	0	0	266	32.2	38.7	25 to 35	61.3	82	30.8
21/07/2022	20:00	0	0	3	47	62	40	17	2	2	0	0	0	0	0	0	0	0	0	0	173	33.4	39.4	25 to 35	63.0	61	35.3
21/07/2022	21:00	0	0	8	34	51	27	13	2	2	0	2	0	0	0	0	0	0	0	0	139	33.4	39.6	25 to 35	61.2	46	33.1
21/07/2022	22:00	0	0	4	31	48	23	8	2	1	0	0	0	0	0	0	0	0	0	0	117	32.8	38.5	25 to 35	67.5	34	29.1
21/07/2022	23:00	0	0	2	9	19	16	5	3	0	0	0	0	0	0	0	0	0	0	0	54	34.4	40	30 to 40	64.8	24	44.4
24 Hr Summary		13	34	222	1186	1514	919	293	52	11	1	2	0	0	0	0	0	0	0	0	4247	32.4	38.5	25 to 35	63.6	1278	30.1

Incoming Histogram

Knoll Lane Facing ?? August 2022

from Mon-Jul-04-2022-02-00-PM to Wed-Aug-17-2022-01-59-PM

Date	Starting Hr:min	<15	15 to <20	20 to <25	25 to <30	30 to <35	35 to <40	40 to <45	45 to <50	50 to <55	55 to <60	60 to <65	65 to <70	70 to <75	75 to <80	80 to <85	85 to <90	90 to <95	95 to <100	100 to >105	Total Counts	Avg Speed (MPH)	85pet Speed	10MPH Pace	% in pace	# of Speeders	% Speeders
22/07/2022	00:00	0	0	0	6	16	5	2	1	0	0	0	0	0	0	0	0	0	0	0	30	33.2	39	25 to 35	73.3	8	26.7
22/07/2022	01:00	0	0	0	6	2	6	3	0	0	0	0	0	0	0	0	0	0	0	0	17	34	40	35 to 45	52.9	9	52.9
22/07/2022	02:00	0	0	0	4	3	4	3	0	0	0	0	0	0	0	0	0	0	0	0	14	34.2	41.7	25 to 35	50.0	7	50.0
22/07/2022	03:00	0	0	0	3	1	1	1	0	0	0	0	0	0	0	0	0	0	0	0	6	32.2	40	25 to 35	66.7	2	33.3
22/07/2022	04:00	0	0	1	3	3	1	1	1	0	0	0	0	0	0	0	0	0	0	0	10	32.5	40	25 to 35	60.0	3	30.0
22/07/2022	05:00	0	0	0	5	8	3	4	0	2	0	0	0	0	0	0	0	0	0	0	22	35.3	43.8	25 to 35	59.1	9	40.9
22/07/2022	06:00	0	0	2	20	26	23	16	4	0	1	0	0	0	0	0	0	0	0	0	92	35	42.2	30 to 40	53.3	44	47.8
22/07/2022	07:00	0	4	7	43	50	45	19	2	0	0	0	0	0	0	0	0	0	0	0	170	33	39.4	30 to 40	55.9	66	38.8
22/07/2022	08:00	0	1	10	42	90	58	16	3	0	0	0	0	0	0	0	0	0	0	0	220	33.2	38.8	30 to 40	67.3	77	35.0
22/07/2022	09:00	0	1	19	68	86	35	18	2	1	0	0	0	0	0	0	0	0	0	0	230	31.8	38.1	25 to 35	67.0	56	24.3
22/07/2022	10:00	3	0	22	84	80	35	9	2	0	0	0	0	0	0	0	0	0	0	0	235	30.7	36.6	25 to 35	69.8	46	19.6
22/07/2022	11:00	0	1	9	66	102	56	18	2	1	0	1	0	0	0	0	0	0	0	0	256	32.9	38.6	25 to 35	65.6	78	30.5
22/07/2022	12:00	0	0	14	67	92	56	24	6	1	0	0	0	0	0	0	0	0	0	0	260	33	39.3	25 to 35	61.2	87	33.5
22/07/2022	13:00	0	1	9	79	115	49	21	1	1	1	0	0	0	0	0	0	0	0	0	277	32.5	38.2	25 to 35	70.0	73	26.4
22/07/2022	14:00	1	2	18	99	137	75	20	1	1	0	0	0	0	0	0	0	0	0	0	354	32.1	37.9	25 to 35	66.7	97	27.4
22/07/2022	15:00	0	5	13	89	119	71	20	1	1	0	0	0	0	0	0	0	0	0	0	319	32.3	38.2	25 to 35	65.2	93	29.2
22/07/2022	16:00	0	1	7	108	130	84	25	3	3	0	0	0	0	0	0	0	0	0	0	361	32.9	38.6	25 to 35	65.9	115	31.9
22/07/2022	17:00	11	10	40	130	139	93	22	5	3	0	0	0	0	0	0	0	0	0	0	453	31.1	38	25 to 35	59.4	123	27.2
22/07/2022	18:00	1	1	20	97	129	76	28	4	0	0	0	0	0	0	0	0	0	0	0	356	32.5	38.6	25 to 35	63.5	108	30.3
22/07/2022	19:00	0	1	14	63	78	67	33	4	0	1	1	0	0	0	0	0	0	0	0	262	33.6	40	30 to 40	55.3	106	40.5
22/07/2022	20:00	0	1	4	42	54	46	17	9	3	0	0	0	0	0	0	0	0	0	0	176	34.3	40.9	30 to 40	56.8	75	42.6
22/07/2022	21:00	0	0	0	8	10	11	7	1	0	0	0	0	0	0	0	0	0	0	0	37	35.1	41.4	30 to 40	56.8	19	51.4
22/07/2022	22:00	*	*	*	*	*	*	*	*	*	*	*	*	*	*	*	*	*	*	*	*	*	*	*	*	*	*
22/07/2022	23:00	*	*	*	*	*	*	*	*	*	*	*	*	*	*	*	*	*	*	*	*	*	*	*	*	*	*
24 Hr Summary		16	29	209	1132	1470	900	327	52	17	3	2	0	0	0	0	0	0	0	0	4157	32.6	38.8	25 to 35	62.6	1301	31.3

Incoming Histogram

Knoll Lane Facing ?? August 2022

from Mon-Jul-04-2022-02-00-PM to Wed-Aug-17-2022-01-59-PM

Date	Starting Hr:min	<15	15 to <20	20 to <25	25 to <30	30 to <35	35 to <40	40 to <45	45 to <50	50 to <55	55 to <60	60 to <65	65 to <70	70 to <75	75 to <80	80 to <85	85 to <90	90 to <95	95 to <100	100 to >105	Total Counts	Avg Speed (MPH)	85pet Speed	10MPH Pace	% in pace	# of Speeders	% Speeders
23/07/2022	00:00	*	*	*	*	*	*	*	*	*	*	*	*	*	*	*	*	*	*	*	*	*	*	*	*	*	*
23/07/2022	01:00	*	*	*	*	*	*	*	*	*	*	*	*	*	*	*	*	*	*	*	*	*	*	*	*	*	*
23/07/2022	02:00	*	*	*	*	*	*	*	*	*	*	*	*	*	*	*	*	*	*	*	*	*	*	*	*	*	*
23/07/2022	03:00	*	*	*	*	*	*	*	*	*	*	*	*	*	*	*	*	*	*	*	*	*	*	*	*	*	*
23/07/2022	04:00	*	*	*	*	*	*	*	*	*	*	*	*	*	*	*	*	*	*	*	*	*	*	*	*	*	*
23/07/2022	05:00	*	*	*	*	*	*	*	*	*	*	*	*	*	*	*	*	*	*	*	*	*	*	*	*	*	*
23/07/2022	06:00	*	*	*	*	*	*	*	*	*	*	*	*	*	*	*	*	*	*	*	*	*	*	*	*	*	*
23/07/2022	07:00	*	*	*	*	*	*	*	*	*	*	*	*	*	*	*	*	*	*	*	*	*	*	*	*	*	*
23/07/2022	08:00	*	*	*	*	*	*	*	*	*	*	*	*	*	*	*	*	*	*	*	*	*	*	*	*	*	*
23/07/2022	09:00	*	*	*	*	*	*	*	*	*	*	*	*	*	*	*	*	*	*	*	*	*	*	*	*	*	*
23/07/2022	10:00	*	*	*	*	*	*	*	*	*	*	*	*	*	*	*	*	*	*	*	*	*	*	*	*	*	*
23/07/2022	11:00	*	*	*	*	*	*	*	*	*	*	*	*	*	*	*	*	*	*	*	*	*	*	*	*	*	*
23/07/2022	12:00	*	*	*	*	*	*	*	*	*	*	*	*	*	*	*	*	*	*	*	*	*	*	*	*	*	*
23/07/2022	13:00	*	*	*	*	*	*	*	*	*	*	*	*	*	*	*	*	*	*	*	*	*	*	*	*	*	*
23/07/2022	14:00	*	*	*	*	*	*	*	*	*	*	*	*	*	*	*	*	*	*	*	*	*	*	*	*	*	*
23/07/2022	15:00	*	*	*	*	*	*	*	*	*	*	*	*	*	*	*	*	*	*	*	*	*	*	*	*	*	*
23/07/2022	16:00	*	*	*	*	*	*	*	*	*	*	*	*	*	*	*	*	*	*	*	*	*	*	*	*	*	*
23/07/2022	17:00	*	*	*	*	*	*	*	*	*	*	*	*	*	*	*	*	*	*	*	*	*	*	*	*	*	*
23/07/2022	18:00	*	*	*	*	*	*	*	*	*	*	*	*	*	*	*	*	*	*	*	*	*	*	*	*	*	*
23/07/2022	19:00	*	*	*	*	*	*	*	*	*	*	*	*	*	*	*	*	*	*	*	*	*	*	*	*	*	*
23/07/2022	20:00	*	*	*	*	*	*	*	*	*	*	*	*	*	*	*	*	*	*	*	*	*	*	*	*	*	*
23/07/2022	21:00	*	*	*	*	*	*	*	*	*	*	*	*	*	*	*	*	*	*	*	*	*	*	*	*	*	*
23/07/2022	22:00	*	*	*	*	*	*	*	*	*	*	*	*	*	*	*	*	*	*	*	*	*	*	*	*	*	*
23/07/2022	23:00	*	*	*	*	*	*	*	*	*	*	*	*	*	*	*	*	*	*	*	*	*	*	*	*	*	*
24 Hr Summary		0	0	0	0	0	0	0	0	0	0	0	0	0	0	0	0	0	0	0	0	0	NaN	0	*	*	*

Incoming Histogram

Knoll Lane Facing ?? August 2022

from Mon-Jul-04-2022-02-00-PM to Wed-Aug-17-2022-01-59-PM

Date	Starting Hr:min	<15	15 to <20	20 to <25	25 to <30	30 to <35	35 to <40	40 to <45	45 to <50	50 to <55	55 to <60	60 to <65	65 to <70	70 to <75	75 to <80	80 to <85	85 to <90	90 to <95	95 to <100	100 to >105	Total Counts	Avg Speed (MPH)	85pet Speed	10MPH Pace	% in pace	# of Speeders	% Speeders
24/07/2022	00:00	*	*	*	*	*	*	*	*	*	*	*	*	*	*	*	*	*	*	*	*	*	*	*	*	*	*
24/07/2022	01:00	*	*	*	*	*	*	*	*	*	*	*	*	*	*	*	*	*	*	*	*	*	*	*	*	*	*
24/07/2022	02:00	*	*	*	*	*	*	*	*	*	*	*	*	*	*	*	*	*	*	*	*	*	*	*	*	*	*
24/07/2022	03:00	*	*	*	*	*	*	*	*	*	*	*	*	*	*	*	*	*	*	*	*	*	*	*	*	*	*
24/07/2022	04:00	*	*	*	*	*	*	*	*	*	*	*	*	*	*	*	*	*	*	*	*	*	*	*	*	*	*
24/07/2022	05:00	*	*	*	*	*	*	*	*	*	*	*	*	*	*	*	*	*	*	*	*	*	*	*	*	*	*
24/07/2022	06:00	*	*	*	*	*	*	*	*	*	*	*	*	*	*	*	*	*	*	*	*	*	*	*	*	*	*
24/07/2022	07:00	*	*	*	*	*	*	*	*	*	*	*	*	*	*	*	*	*	*	*	*	*	*	*	*	*	*
24/07/2022	08:00	*	*	*	*	*	*	*	*	*	*	*	*	*	*	*	*	*	*	*	*	*	*	*	*	*	*
24/07/2022	09:00	*	*	*	*	*	*	*	*	*	*	*	*	*	*	*	*	*	*	*	*	*	*	*	*	*	*
24/07/2022	10:00	*	*	*	*	*	*	*	*	*	*	*	*	*	*	*	*	*	*	*	*	*	*	*	*	*	*
24/07/2022	11:00	*	*	*	*	*	*	*	*	*	*	*	*	*	*	*	*	*	*	*	*	*	*	*	*	*	*
24/07/2022	12:00	*	*	*	*	*	*	*	*	*	*	*	*	*	*	*	*	*	*	*	*	*	*	*	*	*	*
24/07/2022	13:00	*	*	*	*	*	*	*	*	*	*	*	*	*	*	*	*	*	*	*	*	*	*	*	*	*	*
24/07/2022	14:00	*	*	*	*	*	*	*	*	*	*	*	*	*	*	*	*	*	*	*	*	*	*	*	*	*	*
24/07/2022	15:00	*	*	*	*	*	*	*	*	*	*	*	*	*	*	*	*	*	*	*	*	*	*	*	*	*	*
24/07/2022	16:00	*	*	*	*	*	*	*	*	*	*	*	*	*	*	*	*	*	*	*	*	*	*	*	*	*	*
24/07/2022	17:00	*	*	*	*	*	*	*	*	*	*	*	*	*	*	*	*	*	*	*	*	*	*	*	*	*	*
24/07/2022	18:00	*	*	*	*	*	*	*	*	*	*	*	*	*	*	*	*	*	*	*	*	*	*	*	*	*	*
24/07/2022	19:00	*	*	*	*	*	*	*	*	*	*	*	*	*	*	*	*	*	*	*	*	*	*	*	*	*	*
24/07/2022	20:00	*	*	*	*	*	*	*	*	*	*	*	*	*	*	*	*	*	*	*	*	*	*	*	*	*	*
24/07/2022	21:00	*	*	*	*	*	*	*	*	*	*	*	*	*	*	*	*	*	*	*	*	*	*	*	*	*	*
24/07/2022	22:00	*	*	*	*	*	*	*	*	*	*	*	*	*	*	*	*	*	*	*	*	*	*	*	*	*	*
24/07/2022	23:00	*	*	*	*	*	*	*	*	*	*	*	*	*	*	*	*	*	*	*	*	*	*	*	*	*	*
24 Hr Summary		0	0	0	0	0	0	0	0	0	0	0	0	0	0	0	0	0	0	0	0	0	NaN	0	*	*	*

Incoming Histogram

Knoll Lane Facing ?? August 2022

from Mon-Jul-04-2022-02-00-PM to Wed-Aug-17-2022-01-59-PM

Date	Starting Hr:min	<15	15 to <20	20 to <25	25 to <30	30 to <35	35 to <40	40 to <45	45 to <50	50 to <55	55 to <60	60 to <65	65 to <70	70 to <75	75 to <80	80 to <85	85 to <90	90 to <95	95 to <100	100 to >105	Total Counts	Avg Speed (MPH)	85pet Speed	10MPH Pace	% in pace	# of Speeders	% Speeders
25/07/2022	00:00	*	*	*	*	*	*	*	*	*	*	*	*	*	*	*	*	*	*	*	*	*	*	*	*	*	*
25/07/2022	01:00	*	*	*	*	*	*	*	*	*	*	*	*	*	*	*	*	*	*	*	*	*	*	*	*	*	*
25/07/2022	02:00	*	*	*	*	*	*	*	*	*	*	*	*	*	*	*	*	*	*	*	*	*	*	*	*	*	*
25/07/2022	03:00	*	*	*	*	*	*	*	*	*	*	*	*	*	*	*	*	*	*	*	*	*	*	*	*	*	*
25/07/2022	04:00	*	*	*	*	*	*	*	*	*	*	*	*	*	*	*	*	*	*	*	*	*	*	*	*	*	*
25/07/2022	05:00	*	*	*	*	*	*	*	*	*	*	*	*	*	*	*	*	*	*	*	*	*	*	*	*	*	*
25/07/2022	06:00	*	*	*	*	*	*	*	*	*	*	*	*	*	*	*	*	*	*	*	*	*	*	*	*	*	*
25/07/2022	07:00	*	*	*	*	*	*	*	*	*	*	*	*	*	*	*	*	*	*	*	*	*	*	*	*	*	*
25/07/2022	08:00	*	*	*	*	*	*	*	*	*	*	*	*	*	*	*	*	*	*	*	*	*	*	*	*	*	*
25/07/2022	09:00	*	*	*	*	*	*	*	*	*	*	*	*	*	*	*	*	*	*	*	*	*	*	*	*	*	*
25/07/2022	10:00	*	*	*	*	*	*	*	*	*	*	*	*	*	*	*	*	*	*	*	*	*	*	*	*	*	*
25/07/2022	11:00	*	*	*	*	*	*	*	*	*	*	*	*	*	*	*	*	*	*	*	*	*	*	*	*	*	*
25/07/2022	12:00	*	*	*	*	*	*	*	*	*	*	*	*	*	*	*	*	*	*	*	*	*	*	*	*	*	*
25/07/2022	13:00	*	*	*	*	*	*	*	*	*	*	*	*	*	*	*	*	*	*	*	*	*	*	*	*	*	*
25/07/2022	14:00	*	*	*	*	*	*	*	*	*	*	*	*	*	*	*	*	*	*	*	*	*	*	*	*	*	*
25/07/2022	15:00	*	*	*	*	*	*	*	*	*	*	*	*	*	*	*	*	*	*	*	*	*	*	*	*	*	*
25/07/2022	16:00	*	*	*	*	*	*	*	*	*	*	*	*	*	*	*	*	*	*	*	*	*	*	*	*	*	*
25/07/2022	17:00	*	*	*	*	*	*	*	*	*	*	*	*	*	*	*	*	*	*	*	*	*	*	*	*	*	*
25/07/2022	18:00	*	*	*	*	*	*	*	*	*	*	*	*	*	*	*	*	*	*	*	*	*	*	*	*	*	*
25/07/2022	19:00	*	*	*	*	*	*	*	*	*	*	*	*	*	*	*	*	*	*	*	*	*	*	*	*	*	*
25/07/2022	20:00	*	*	*	*	*	*	*	*	*	*	*	*	*	*	*	*	*	*	*	*	*	*	*	*	*	*
25/07/2022	21:00	*	*	*	*	*	*	*	*	*	*	*	*	*	*	*	*	*	*	*	*	*	*	*	*	*	*
25/07/2022	22:00	*	*	*	*	*	*	*	*	*	*	*	*	*	*	*	*	*	*	*	*	*	*	*	*	*	*
25/07/2022	23:00	*	*	*	*	*	*	*	*	*	*	*	*	*	*	*	*	*	*	*	*	*	*	*	*	*	*
24 Hr Summary		0	0	0	0	0	0	0	0	0	0	0	0	0	0	0	0	0	0	0	0	0	NaN	0	*	*	*

Incoming Histogram

Knoll Lane Facing ?? August 2022

from Mon-Jul-04-2022-02-00-PM to Wed-Aug-17-2022-01-59-PM

Date	Starting Hr:min	<15	15 to <20	20 to <25	25 to <30	30 to <35	35 to <40	40 to <45	45 to <50	50 to <55	55 to <60	60 to <65	65 to <70	70 to <75	75 to <80	80 to <85	85 to <90	90 to <95	95 to <100	100 to >105	Total Counts	Avg Speed (MPH)	85pet Speed	10MPH Pace	% in pace	# of Speeders	% Speeders
26/07/2022	00:00	*	*	*	*	*	*	*	*	*	*	*	*	*	*	*	*	*	*	*	*	*	*	*	*	*	*
26/07/2022	01:00	*	*	*	*	*	*	*	*	*	*	*	*	*	*	*	*	*	*	*	*	*	*	*	*	*	*
26/07/2022	02:00	*	*	*	*	*	*	*	*	*	*	*	*	*	*	*	*	*	*	*	*	*	*	*	*	*	*
26/07/2022	03:00	*	*	*	*	*	*	*	*	*	*	*	*	*	*	*	*	*	*	*	*	*	*	*	*	*	*
26/07/2022	04:00	*	*	*	*	*	*	*	*	*	*	*	*	*	*	*	*	*	*	*	*	*	*	*	*	*	*
26/07/2022	05:00	*	*	*	*	*	*	*	*	*	*	*	*	*	*	*	*	*	*	*	*	*	*	*	*	*	*
26/07/2022	06:00	*	*	*	*	*	*	*	*	*	*	*	*	*	*	*	*	*	*	*	*	*	*	*	*	*	*
26/07/2022	07:00	*	*	*	*	*	*	*	*	*	*	*	*	*	*	*	*	*	*	*	*	*	*	*	*	*	*
26/07/2022	08:00	*	*	*	*	*	*	*	*	*	*	*	*	*	*	*	*	*	*	*	*	*	*	*	*	*	*
26/07/2022	09:00	*	*	*	*	*	*	*	*	*	*	*	*	*	*	*	*	*	*	*	*	*	*	*	*	*	*
26/07/2022	10:00	*	*	*	*	*	*	*	*	*	*	*	*	*	*	*	*	*	*	*	*	*	*	*	*	*	*
26/07/2022	11:00	*	*	*	*	*	*	*	*	*	*	*	*	*	*	*	*	*	*	*	*	*	*	*	*	*	*
26/07/2022	12:00	*	*	*	*	*	*	*	*	*	*	*	*	*	*	*	*	*	*	*	*	*	*	*	*	*	*
26/07/2022	13:00	*	*	*	*	*	*	*	*	*	*	*	*	*	*	*	*	*	*	*	*	*	*	*	*	*	*
26/07/2022	14:00	*	*	*	*	*	*	*	*	*	*	*	*	*	*	*	*	*	*	*	*	*	*	*	*	*	*
26/07/2022	15:00	*	*	*	*	*	*	*	*	*	*	*	*	*	*	*	*	*	*	*	*	*	*	*	*	*	*
26/07/2022	16:00	*	*	*	*	*	*	*	*	*	*	*	*	*	*	*	*	*	*	*	*	*	*	*	*	*	*
26/07/2022	17:00	*	*	*	*	*	*	*	*	*	*	*	*	*	*	*	*	*	*	*	*	*	*	*	*	*	*
26/07/2022	18:00	*	*	*	*	*	*	*	*	*	*	*	*	*	*	*	*	*	*	*	*	*	*	*	*	*	*
26/07/2022	19:00	*	*	*	*	*	*	*	*	*	*	*	*	*	*	*	*	*	*	*	*	*	*	*	*	*	*
26/07/2022	20:00	*	*	*	*	*	*	*	*	*	*	*	*	*	*	*	*	*	*	*	*	*	*	*	*	*	*
26/07/2022	21:00	*	*	*	*	*	*	*	*	*	*	*	*	*	*	*	*	*	*	*	*	*	*	*	*	*	*
26/07/2022	22:00	*	*	*	*	*	*	*	*	*	*	*	*	*	*	*	*	*	*	*	*	*	*	*	*	*	*
26/07/2022	23:00	*	*	*	*	*	*	*	*	*	*	*	*	*	*	*	*	*	*	*	*	*	*	*	*	*	*
24 Hr Summary		0	0	0	0	0	0	0	0	0	0	0	0	0	0	0	0	0	0	0	0	0	NaN	0	*	*	*

Incoming Histogram

Knoll Lane Facing ?? August 2022

from Mon-Jul-04-2022-02-00-PM to Wed-Aug-17-2022-01-59-PM

Date	Starting Hr:min	<15	15 to <20	20 to <25	25 to <30	30 to <35	35 to <40	40 to <45	45 to <50	50 to <55	55 to <60	60 to <65	65 to <70	70 to <75	75 to <80	80 to <85	85 to <90	90 to <95	95 to <100	100 to >105	Total Counts	Avg Speed (MPH)	85pet Speed	10MPH Pace	% in pace	# of Speeders	% Speeders
27/07/2022	00:00	*	*	*	*	*	*	*	*	*	*	*	*	*	*	*	*	*	*	*	*	*	*	*	*	*	*
27/07/2022	01:00	*	*	*	*	*	*	*	*	*	*	*	*	*	*	*	*	*	*	*	*	*	*	*	*	*	*
27/07/2022	02:00	*	*	*	*	*	*	*	*	*	*	*	*	*	*	*	*	*	*	*	*	*	*	*	*	*	*
27/07/2022	03:00	*	*	*	*	*	*	*	*	*	*	*	*	*	*	*	*	*	*	*	*	*	*	*	*	*	*
27/07/2022	04:00	*	*	*	*	*	*	*	*	*	*	*	*	*	*	*	*	*	*	*	*	*	*	*	*	*	*
27/07/2022	05:00	*	*	*	*	*	*	*	*	*	*	*	*	*	*	*	*	*	*	*	*	*	*	*	*	*	*
27/07/2022	06:00	*	*	*	*	*	*	*	*	*	*	*	*	*	*	*	*	*	*	*	*	*	*	*	*	*	*
27/07/2022	07:00	*	*	*	*	*	*	*	*	*	*	*	*	*	*	*	*	*	*	*	*	*	*	*	*	*	*
27/07/2022	08:00	*	*	*	*	*	*	*	*	*	*	*	*	*	*	*	*	*	*	*	*	*	*	*	*	*	*
27/07/2022	09:00	*	*	*	*	*	*	*	*	*	*	*	*	*	*	*	*	*	*	*	*	*	*	*	*	*	*
27/07/2022	10:00	*	*	*	*	*	*	*	*	*	*	*	*	*	*	*	*	*	*	*	*	*	*	*	*	*	*
27/07/2022	11:00	*	*	*	*	*	*	*	*	*	*	*	*	*	*	*	*	*	*	*	*	*	*	*	*	*	*
27/07/2022	12:00	*	*	*	*	*	*	*	*	*	*	*	*	*	*	*	*	*	*	*	*	*	*	*	*	*	*
27/07/2022	13:00	*	*	*	*	*	*	*	*	*	*	*	*	*	*	*	*	*	*	*	*	*	*	*	*	*	*
27/07/2022	14:00	*	*	*	*	*	*	*	*	*	*	*	*	*	*	*	*	*	*	*	*	*	*	*	*	*	*
27/07/2022	15:00	*	*	*	*	*	*	*	*	*	*	*	*	*	*	*	*	*	*	*	*	*	*	*	*	*	*
27/07/2022	16:00	*	*	*	*	*	*	*	*	*	*	*	*	*	*	*	*	*	*	*	*	*	*	*	*	*	*
27/07/2022	17:00	*	*	*	*	*	*	*	*	*	*	*	*	*	*	*	*	*	*	*	*	*	*	*	*	*	*
27/07/2022	18:00	*	*	*	*	*	*	*	*	*	*	*	*	*	*	*	*	*	*	*	*	*	*	*	*	*	*
27/07/2022	19:00	*	*	*	*	*	*	*	*	*	*	*	*	*	*	*	*	*	*	*	*	*	*	*	*	*	*
27/07/2022	20:00	*	*	*	*	*	*	*	*	*	*	*	*	*	*	*	*	*	*	*	*	*	*	*	*	*	*
27/07/2022	21:00	*	*	*	*	*	*	*	*	*	*	*	*	*	*	*	*	*	*	*	*	*	*	*	*	*	*
27/07/2022	22:00	*	*	*	*	*	*	*	*	*	*	*	*	*	*	*	*	*	*	*	*	*	*	*	*	*	*
27/07/2022	23:00	*	*	*	*	*	*	*	*	*	*	*	*	*	*	*	*	*	*	*	*	*	*	*	*	*	*
24 Hr Summary		0	0	0	0	0	0	0	0	0	0	0	0	0	0	0	0	0	0	0	0	0	NaN	0	*	*	*

Incoming Histogram

Knoll Lane Facing ?? August 2022

from Mon-Jul-04-2022-02-00-PM to Wed-Aug-17-2022-01-59-PM

Date	Starting Hr:min	<15	15 to <20	20 to <25	25 to <30	30 to <35	35 to <40	40 to <45	45 to <50	50 to <55	55 to <60	60 to <65	65 to <70	70 to <75	75 to <80	80 to <85	85 to <90	90 to <95	95 to <100	100 to >105	Total Counts	Avg Speed (MPH)	85pet Speed	10MPH Pace	% in pace	# of Speeders	% Speeders
28/07/2022	00:00	*	*	*	*	*	*	*	*	*	*	*	*	*	*	*	*	*	*	*	*	*	*	*	*	*	*
28/07/2022	01:00	*	*	*	*	*	*	*	*	*	*	*	*	*	*	*	*	*	*	*	*	*	*	*	*	*	*
28/07/2022	02:00	*	*	*	*	*	*	*	*	*	*	*	*	*	*	*	*	*	*	*	*	*	*	*	*	*	*
28/07/2022	03:00	*	*	*	*	*	*	*	*	*	*	*	*	*	*	*	*	*	*	*	*	*	*	*	*	*	*
28/07/2022	04:00	*	*	*	*	*	*	*	*	*	*	*	*	*	*	*	*	*	*	*	*	*	*	*	*	*	*
28/07/2022	05:00	*	*	*	*	*	*	*	*	*	*	*	*	*	*	*	*	*	*	*	*	*	*	*	*	*	*
28/07/2022	06:00	*	*	*	*	*	*	*	*	*	*	*	*	*	*	*	*	*	*	*	*	*	*	*	*	*	*
28/07/2022	07:00	*	*	*	*	*	*	*	*	*	*	*	*	*	*	*	*	*	*	*	*	*	*	*	*	*	*
28/07/2022	08:00	*	*	*	*	*	*	*	*	*	*	*	*	*	*	*	*	*	*	*	*	*	*	*	*	*	*
28/07/2022	09:00	*	*	*	*	*	*	*	*	*	*	*	*	*	*	*	*	*	*	*	*	*	*	*	*	*	*
28/07/2022	10:00	*	*	*	*	*	*	*	*	*	*	*	*	*	*	*	*	*	*	*	*	*	*	*	*	*	*
28/07/2022	11:00	*	*	*	*	*	*	*	*	*	*	*	*	*	*	*	*	*	*	*	*	*	*	*	*	*	*
28/07/2022	12:00	*	*	*	*	*	*	*	*	*	*	*	*	*	*	*	*	*	*	*	*	*	*	*	*	*	*
28/07/2022	13:00	*	*	*	*	*	*	*	*	*	*	*	*	*	*	*	*	*	*	*	*	*	*	*	*	*	*
28/07/2022	14:00	*	*	*	*	*	*	*	*	*	*	*	*	*	*	*	*	*	*	*	*	*	*	*	*	*	*
28/07/2022	15:00	*	*	*	*	*	*	*	*	*	*	*	*	*	*	*	*	*	*	*	*	*	*	*	*	*	*
28/07/2022	16:00	*	*	*	*	*	*	*	*	*	*	*	*	*	*	*	*	*	*	*	*	*	*	*	*	*	*
28/07/2022	17:00	*	*	*	*	*	*	*	*	*	*	*	*	*	*	*	*	*	*	*	*	*	*	*	*	*	*
28/07/2022	18:00	*	*	*	*	*	*	*	*	*	*	*	*	*	*	*	*	*	*	*	*	*	*	*	*	*	*
28/07/2022	19:00	*	*	*	*	*	*	*	*	*	*	*	*	*	*	*	*	*	*	*	*	*	*	*	*	*	*
28/07/2022	20:00	*	*	*	*	*	*	*	*	*	*	*	*	*	*	*	*	*	*	*	*	*	*	*	*	*	*
28/07/2022	21:00	*	*	*	*	*	*	*	*	*	*	*	*	*	*	*	*	*	*	*	*	*	*	*	*	*	*
28/07/2022	22:00	*	*	*	*	*	*	*	*	*	*	*	*	*	*	*	*	*	*	*	*	*	*	*	*	*	*
28/07/2022	23:00	*	*	*	*	*	*	*	*	*	*	*	*	*	*	*	*	*	*	*	*	*	*	*	*	*	*
24 Hr Summary		0	0	0	0	0	0	0	0	0	0	0	0	0	0	0	0	0	0	0	0	0	NaN	0	*	*	*

Incoming Histogram

Knoll Lane Facing ?? August 2022

from Mon-Jul-04-2022-02-00-PM to Wed-Aug-17-2022-01-59-PM

Date	Starting Hr:min	<15	15 to <20	20 to <25	25 to <30	30 to <35	35 to <40	40 to <45	45 to <50	50 to <55	55 to <60	60 to <65	65 to <70	70 to <75	75 to <80	80 to <85	85 to <90	90 to <95	95 to <100	100 to >105	Total Counts	Avg Speed (MPH)	85pet Speed	10MPH Pace	% in pace	# of Speeders	% Speeders
29/07/2022	00:00	*	*	*	*	*	*	*	*	*	*	*	*	*	*	*	*	*	*	*	*	*	*	*	*	*	*
29/07/2022	01:00	*	*	*	*	*	*	*	*	*	*	*	*	*	*	*	*	*	*	*	*	*	*	*	*	*	*
29/07/2022	02:00	*	*	*	*	*	*	*	*	*	*	*	*	*	*	*	*	*	*	*	*	*	*	*	*	*	*
29/07/2022	03:00	*	*	*	*	*	*	*	*	*	*	*	*	*	*	*	*	*	*	*	*	*	*	*	*	*	*
29/07/2022	04:00	*	*	*	*	*	*	*	*	*	*	*	*	*	*	*	*	*	*	*	*	*	*	*	*	*	*
29/07/2022	05:00	*	*	*	*	*	*	*	*	*	*	*	*	*	*	*	*	*	*	*	*	*	*	*	*	*	*
29/07/2022	06:00	*	*	*	*	*	*	*	*	*	*	*	*	*	*	*	*	*	*	*	*	*	*	*	*	*	*
29/07/2022	07:00	*	*	*	*	*	*	*	*	*	*	*	*	*	*	*	*	*	*	*	*	*	*	*	*	*	*
29/07/2022	08:00	*	*	*	*	*	*	*	*	*	*	*	*	*	*	*	*	*	*	*	*	*	*	*	*	*	*
29/07/2022	09:00	*	*	*	*	*	*	*	*	*	*	*	*	*	*	*	*	*	*	*	*	*	*	*	*	*	*
29/07/2022	10:00	*	*	*	*	*	*	*	*	*	*	*	*	*	*	*	*	*	*	*	*	*	*	*	*	*	*
29/07/2022	11:00	*	*	*	*	*	*	*	*	*	*	*	*	*	*	*	*	*	*	*	*	*	*	*	*	*	*
29/07/2022	12:00	*	*	*	*	*	*	*	*	*	*	*	*	*	*	*	*	*	*	*	*	*	*	*	*	*	*
29/07/2022	13:00	*	*	*	*	*	*	*	*	*	*	*	*	*	*	*	*	*	*	*	*	*	*	*	*	*	*
29/07/2022	14:00	*	*	*	*	*	*	*	*	*	*	*	*	*	*	*	*	*	*	*	*	*	*	*	*	*	*
29/07/2022	15:00	*	*	*	*	*	*	*	*	*	*	*	*	*	*	*	*	*	*	*	*	*	*	*	*	*	*
29/07/2022	16:00	*	*	*	*	*	*	*	*	*	*	*	*	*	*	*	*	*	*	*	*	*	*	*	*	*	*
29/07/2022	17:00	*	*	*	*	*	*	*	*	*	*	*	*	*	*	*	*	*	*	*	*	*	*	*	*	*	*
29/07/2022	18:00	*	*	*	*	*	*	*	*	*	*	*	*	*	*	*	*	*	*	*	*	*	*	*	*	*	*
29/07/2022	19:00	*	*	*	*	*	*	*	*	*	*	*	*	*	*	*	*	*	*	*	*	*	*	*	*	*	*
29/07/2022	20:00	*	*	*	*	*	*	*	*	*	*	*	*	*	*	*	*	*	*	*	*	*	*	*	*	*	*
29/07/2022	21:00	*	*	*	*	*	*	*	*	*	*	*	*	*	*	*	*	*	*	*	*	*	*	*	*	*	*
29/07/2022	22:00	*	*	*	*	*	*	*	*	*	*	*	*	*	*	*	*	*	*	*	*	*	*	*	*	*	*
29/07/2022	23:00	*	*	*	*	*	*	*	*	*	*	*	*	*	*	*	*	*	*	*	*	*	*	*	*	*	*
24 Hr Summary		0	0	0	0	0	0	0	0	0	0	0	0	0	0	0	0	0	0	0	0	0	NaN	0	*	*	*

Incoming Histogram

Knoll Lane Facing ?? August 2022

from Mon-Jul-04-2022-02-00-PM to Wed-Aug-17-2022-01-59-PM

Date	Starting Hr:min	<15	15 to <20	20 to <25	25 to <30	30 to <35	35 to <40	40 to <45	45 to <50	50 to <55	55 to <60	60 to <65	65 to <70	70 to <75	75 to <80	80 to <85	85 to <90	90 to <95	95 to <100	100 to >105	Total Counts	Avg Speed (MPH)	85pet Speed	10MPH Pace	% in pace	# of Speeders	% Speeders
30/07/2022	00:00	*	*	*	*	*	*	*	*	*	*	*	*	*	*	*	*	*	*	*	*	*	*	*	*	*	*
30/07/2022	01:00	*	*	*	*	*	*	*	*	*	*	*	*	*	*	*	*	*	*	*	*	*	*	*	*	*	*
30/07/2022	02:00	*	*	*	*	*	*	*	*	*	*	*	*	*	*	*	*	*	*	*	*	*	*	*	*	*	*
30/07/2022	03:00	*	*	*	*	*	*	*	*	*	*	*	*	*	*	*	*	*	*	*	*	*	*	*	*	*	*
30/07/2022	04:00	*	*	*	*	*	*	*	*	*	*	*	*	*	*	*	*	*	*	*	*	*	*	*	*	*	*
30/07/2022	05:00	*	*	*	*	*	*	*	*	*	*	*	*	*	*	*	*	*	*	*	*	*	*	*	*	*	*
30/07/2022	06:00	*	*	*	*	*	*	*	*	*	*	*	*	*	*	*	*	*	*	*	*	*	*	*	*	*	*
30/07/2022	07:00	*	*	*	*	*	*	*	*	*	*	*	*	*	*	*	*	*	*	*	*	*	*	*	*	*	*
30/07/2022	08:00	*	*	*	*	*	*	*	*	*	*	*	*	*	*	*	*	*	*	*	*	*	*	*	*	*	*
30/07/2022	09:00	*	*	*	*	*	*	*	*	*	*	*	*	*	*	*	*	*	*	*	*	*	*	*	*	*	*
30/07/2022	10:00	*	*	*	*	*	*	*	*	*	*	*	*	*	*	*	*	*	*	*	*	*	*	*	*	*	*
30/07/2022	11:00	*	*	*	*	*	*	*	*	*	*	*	*	*	*	*	*	*	*	*	*	*	*	*	*	*	*
30/07/2022	12:00	*	*	*	*	*	*	*	*	*	*	*	*	*	*	*	*	*	*	*	*	*	*	*	*	*	*
30/07/2022	13:00	*	*	*	*	*	*	*	*	*	*	*	*	*	*	*	*	*	*	*	*	*	*	*	*	*	*
30/07/2022	14:00	*	*	*	*	*	*	*	*	*	*	*	*	*	*	*	*	*	*	*	*	*	*	*	*	*	*
30/07/2022	15:00	*	*	*	*	*	*	*	*	*	*	*	*	*	*	*	*	*	*	*	*	*	*	*	*	*	*
30/07/2022	16:00	*	*	*	*	*	*	*	*	*	*	*	*	*	*	*	*	*	*	*	*	*	*	*	*	*	*
30/07/2022	17:00	*	*	*	*	*	*	*	*	*	*	*	*	*	*	*	*	*	*	*	*	*	*	*	*	*	*
30/07/2022	18:00	*	*	*	*	*	*	*	*	*	*	*	*	*	*	*	*	*	*	*	*	*	*	*	*	*	*
30/07/2022	19:00	*	*	*	*	*	*	*	*	*	*	*	*	*	*	*	*	*	*	*	*	*	*	*	*	*	*
30/07/2022	20:00	*	*	*	*	*	*	*	*	*	*	*	*	*	*	*	*	*	*	*	*	*	*	*	*	*	*
30/07/2022	21:00	*	*	*	*	*	*	*	*	*	*	*	*	*	*	*	*	*	*	*	*	*	*	*	*	*	*
30/07/2022	22:00	*	*	*	*	*	*	*	*	*	*	*	*	*	*	*	*	*	*	*	*	*	*	*	*	*	*
30/07/2022	23:00	*	*	*	*	*	*	*	*	*	*	*	*	*	*	*	*	*	*	*	*	*	*	*	*	*	*
24 Hr Summary		0	0	0	0	0	0	0	0	0	0	0	0	0	0	0	0	0	0	0	0	0	NaN	0	*	*	*

Incoming Histogram

Knoll Lane Facing ?? August 2022

from Mon-Jul-04-2022-02-00-PM to Wed-Aug-17-2022-01-59-PM

Date	Starting Hr:min	<15	15 to <20	20 to <25	25 to <30	30 to <35	35 to <40	40 to <45	45 to <50	50 to <55	55 to <60	60 to <65	65 to <70	70 to <75	75 to <80	80 to <85	85 to <90	90 to <95	95 to <100	100 to >105	Total Counts	Avg Speed (MPH)	85pet Speed	10MPH Pace	% in pace	# of Speeders	% Speeders
31/07/2022	00:00	*	*	*	*	*	*	*	*	*	*	*	*	*	*	*	*	*	*	*	*	*	*	*	*	*	*
31/07/2022	01:00	*	*	*	*	*	*	*	*	*	*	*	*	*	*	*	*	*	*	*	*	*	*	*	*	*	*
31/07/2022	02:00	*	*	*	*	*	*	*	*	*	*	*	*	*	*	*	*	*	*	*	*	*	*	*	*	*	*
31/07/2022	03:00	*	*	*	*	*	*	*	*	*	*	*	*	*	*	*	*	*	*	*	*	*	*	*	*	*	*
31/07/2022	04:00	*	*	*	*	*	*	*	*	*	*	*	*	*	*	*	*	*	*	*	*	*	*	*	*	*	*
31/07/2022	05:00	*	*	*	*	*	*	*	*	*	*	*	*	*	*	*	*	*	*	*	*	*	*	*	*	*	*
31/07/2022	06:00	*	*	*	*	*	*	*	*	*	*	*	*	*	*	*	*	*	*	*	*	*	*	*	*	*	*
31/07/2022	07:00	*	*	*	*	*	*	*	*	*	*	*	*	*	*	*	*	*	*	*	*	*	*	*	*	*	*
31/07/2022	08:00	*	*	*	*	*	*	*	*	*	*	*	*	*	*	*	*	*	*	*	*	*	*	*	*	*	*
31/07/2022	09:00	*	*	*	*	*	*	*	*	*	*	*	*	*	*	*	*	*	*	*	*	*	*	*	*	*	*
31/07/2022	10:00	*	*	*	*	*	*	*	*	*	*	*	*	*	*	*	*	*	*	*	*	*	*	*	*	*	*
31/07/2022	11:00	*	*	*	*	*	*	*	*	*	*	*	*	*	*	*	*	*	*	*	*	*	*	*	*	*	*
31/07/2022	12:00	*	*	*	*	*	*	*	*	*	*	*	*	*	*	*	*	*	*	*	*	*	*	*	*	*	*
31/07/2022	13:00	*	*	*	*	*	*	*	*	*	*	*	*	*	*	*	*	*	*	*	*	*	*	*	*	*	*
31/07/2022	14:00	*	*	*	*	*	*	*	*	*	*	*	*	*	*	*	*	*	*	*	*	*	*	*	*	*	*
31/07/2022	15:00	*	*	*	*	*	*	*	*	*	*	*	*	*	*	*	*	*	*	*	*	*	*	*	*	*	*
31/07/2022	16:00	*	*	*	*	*	*	*	*	*	*	*	*	*	*	*	*	*	*	*	*	*	*	*	*	*	*
31/07/2022	17:00	*	*	*	*	*	*	*	*	*	*	*	*	*	*	*	*	*	*	*	*	*	*	*	*	*	*
31/07/2022	18:00	*	*	*	*	*	*	*	*	*	*	*	*	*	*	*	*	*	*	*	*	*	*	*	*	*	*
31/07/2022	19:00	*	*	*	*	*	*	*	*	*	*	*	*	*	*	*	*	*	*	*	*	*	*	*	*	*	*
31/07/2022	20:00	*	*	*	*	*	*	*	*	*	*	*	*	*	*	*	*	*	*	*	*	*	*	*	*	*	*
31/07/2022	21:00	*	*	*	*	*	*	*	*	*	*	*	*	*	*	*	*	*	*	*	*	*	*	*	*	*	*
31/07/2022	22:00	*	*	*	*	*	*	*	*	*	*	*	*	*	*	*	*	*	*	*	*	*	*	*	*	*	*
31/07/2022	23:00	*	*	*	*	*	*	*	*	*	*	*	*	*	*	*	*	*	*	*	*	*	*	*	*	*	*
24 Hr Summary		0	0	0	0	0	0	0	0	0	0	0	0	0	0	0	0	0	0	0	0	0	NaN	0	*	*	*

Incoming Histogram

Knoll Lane Facing ?? August 2022

from Mon-Jul-04-2022-02-00-PM to Wed-Aug-17-2022-01-59-PM

Date	Starting Hr:min	<15	15 to <20	20 to <25	25 to <30	30 to <35	35 to <40	40 to <45	45 to <50	50 to <55	55 to <60	60 to <65	65 to <70	70 to <75	75 to <80	80 to <85	85 to <90	90 to <95	95 to <100	100 to >105	Total Counts	Avg Speed (MPH)	85pet Speed	10MPH Pace	% in pace	# of Speeders	% Speeders
01/08/2022	00:00	*	*	*	*	*	*	*	*	*	*	*	*	*	*	*	*	*	*	*	*	*	*	*	*	*	*
01/08/2022	01:00	*	*	*	*	*	*	*	*	*	*	*	*	*	*	*	*	*	*	*	*	*	*	*	*	*	*
01/08/2022	02:00	*	*	*	*	*	*	*	*	*	*	*	*	*	*	*	*	*	*	*	*	*	*	*	*	*	*
01/08/2022	03:00	*	*	*	*	*	*	*	*	*	*	*	*	*	*	*	*	*	*	*	*	*	*	*	*	*	*
01/08/2022	04:00	*	*	*	*	*	*	*	*	*	*	*	*	*	*	*	*	*	*	*	*	*	*	*	*	*	*
01/08/2022	05:00	*	*	*	*	*	*	*	*	*	*	*	*	*	*	*	*	*	*	*	*	*	*	*	*	*	*
01/08/2022	06:00	*	*	*	*	*	*	*	*	*	*	*	*	*	*	*	*	*	*	*	*	*	*	*	*	*	*
01/08/2022	07:00	*	*	*	*	*	*	*	*	*	*	*	*	*	*	*	*	*	*	*	*	*	*	*	*	*	*
01/08/2022	08:00	*	*	*	*	*	*	*	*	*	*	*	*	*	*	*	*	*	*	*	*	*	*	*	*	*	*
01/08/2022	09:00	*	*	*	*	*	*	*	*	*	*	*	*	*	*	*	*	*	*	*	*	*	*	*	*	*	*
01/08/2022	10:00	*	*	*	*	*	*	*	*	*	*	*	*	*	*	*	*	*	*	*	*	*	*	*	*	*	*
01/08/2022	11:00	*	*	*	*	*	*	*	*	*	*	*	*	*	*	*	*	*	*	*	*	*	*	*	*	*	*
01/08/2022	12:00	*	*	*	*	*	*	*	*	*	*	*	*	*	*	*	*	*	*	*	*	*	*	*	*	*	*
01/08/2022	13:00	*	*	*	*	*	*	*	*	*	*	*	*	*	*	*	*	*	*	*	*	*	*	*	*	*	*
01/08/2022	14:00	*	*	*	*	*	*	*	*	*	*	*	*	*	*	*	*	*	*	*	*	*	*	*	*	*	*
01/08/2022	15:00	*	*	*	*	*	*	*	*	*	*	*	*	*	*	*	*	*	*	*	*	*	*	*	*	*	*
01/08/2022	16:00	*	*	*	*	*	*	*	*	*	*	*	*	*	*	*	*	*	*	*	*	*	*	*	*	*	*
01/08/2022	17:00	*	*	*	*	*	*	*	*	*	*	*	*	*	*	*	*	*	*	*	*	*	*	*	*	*	*
01/08/2022	18:00	*	*	*	*	*	*	*	*	*	*	*	*	*	*	*	*	*	*	*	*	*	*	*	*	*	*
01/08/2022	19:00	*	*	*	*	*	*	*	*	*	*	*	*	*	*	*	*	*	*	*	*	*	*	*	*	*	*
01/08/2022	20:00	*	*	*	*	*	*	*	*	*	*	*	*	*	*	*	*	*	*	*	*	*	*	*	*	*	*
01/08/2022	21:00	*	*	*	*	*	*	*	*	*	*	*	*	*	*	*	*	*	*	*	*	*	*	*	*	*	*
01/08/2022	22:00	*	*	*	*	*	*	*	*	*	*	*	*	*	*	*	*	*	*	*	*	*	*	*	*	*	*
01/08/2022	23:00	*	*	*	*	*	*	*	*	*	*	*	*	*	*	*	*	*	*	*	*	*	*	*	*	*	*
24 Hr Summary		0	0	0	0	0	0	0	0	0	0	0	0	0	0	0	0	0	0	0	0	0	NaN	0	*	*	*

Incoming Histogram

Knoll Lane Facing ?? August 2022

from Mon-Jul-04-2022-02-00-PM to Wed-Aug-17-2022-01-59-PM

Date	Starting Hr:min	<15	15 to <20	20 to <25	25 to <30	30 to <35	35 to <40	40 to <45	45 to <50	50 to <55	55 to <60	60 to <65	65 to <70	70 to <75	75 to <80	80 to <85	85 to <90	90 to <95	95 to <100	100 to >105	Total Counts	Avg Speed (MPH)	85pet Speed	10MPH Pace	% in pace	# of Speeders	% Speeders
02/08/2022	00:00	*	*	*	*	*	*	*	*	*	*	*	*	*	*	*	*	*	*	*	*	*	*	*	*	*	*
02/08/2022	01:00	*	*	*	*	*	*	*	*	*	*	*	*	*	*	*	*	*	*	*	*	*	*	*	*	*	*
02/08/2022	02:00	*	*	*	*	*	*	*	*	*	*	*	*	*	*	*	*	*	*	*	*	*	*	*	*	*	*
02/08/2022	03:00	*	*	*	*	*	*	*	*	*	*	*	*	*	*	*	*	*	*	*	*	*	*	*	*	*	*
02/08/2022	04:00	*	*	*	*	*	*	*	*	*	*	*	*	*	*	*	*	*	*	*	*	*	*	*	*	*	*
02/08/2022	05:00	*	*	*	*	*	*	*	*	*	*	*	*	*	*	*	*	*	*	*	*	*	*	*	*	*	*
02/08/2022	06:00	*	*	*	*	*	*	*	*	*	*	*	*	*	*	*	*	*	*	*	*	*	*	*	*	*	*
02/08/2022	07:00	*	*	*	*	*	*	*	*	*	*	*	*	*	*	*	*	*	*	*	*	*	*	*	*	*	*
02/08/2022	08:00	*	*	*	*	*	*	*	*	*	*	*	*	*	*	*	*	*	*	*	*	*	*	*	*	*	*
02/08/2022	09:00	*	*	*	*	*	*	*	*	*	*	*	*	*	*	*	*	*	*	*	*	*	*	*	*	*	*
02/08/2022	10:00	*	*	*	*	*	*	*	*	*	*	*	*	*	*	*	*	*	*	*	*	*	*	*	*	*	*
02/08/2022	11:00	*	*	*	*	*	*	*	*	*	*	*	*	*	*	*	*	*	*	*	*	*	*	*	*	*	*
02/08/2022	12:00	*	*	*	*	*	*	*	*	*	*	*	*	*	*	*	*	*	*	*	*	*	*	*	*	*	*
02/08/2022	13:00	*	*	*	*	*	*	*	*	*	*	*	*	*	*	*	*	*	*	*	*	*	*	*	*	*	*
02/08/2022	14:00	*	*	*	*	*	*	*	*	*	*	*	*	*	*	*	*	*	*	*	*	*	*	*	*	*	*
02/08/2022	15:00	*	*	*	*	*	*	*	*	*	*	*	*	*	*	*	*	*	*	*	*	*	*	*	*	*	*
02/08/2022	16:00	*	*	*	*	*	*	*	*	*	*	*	*	*	*	*	*	*	*	*	*	*	*	*	*	*	*
02/08/2022	17:00	*	*	*	*	*	*	*	*	*	*	*	*	*	*	*	*	*	*	*	*	*	*	*	*	*	*
02/08/2022	18:00	*	*	*	*	*	*	*	*	*	*	*	*	*	*	*	*	*	*	*	*	*	*	*	*	*	*
02/08/2022	19:00	*	*	*	*	*	*	*	*	*	*	*	*	*	*	*	*	*	*	*	*	*	*	*	*	*	*
02/08/2022	20:00	*	*	*	*	*	*	*	*	*	*	*	*	*	*	*	*	*	*	*	*	*	*	*	*	*	*
02/08/2022	21:00	*	*	*	*	*	*	*	*	*	*	*	*	*	*	*	*	*	*	*	*	*	*	*	*	*	*
02/08/2022	22:00	*	*	*	*	*	*	*	*	*	*	*	*	*	*	*	*	*	*	*	*	*	*	*	*	*	*
02/08/2022	23:00	*	*	*	*	*	*	*	*	*	*	*	*	*	*	*	*	*	*	*	*	*	*	*	*	*	*
24 Hr Summary		0	0	0	0	0	0	0	0	0	0	0	0	0	0	0	0	0	0	0	0	0	NaN	0	*	*	*

Incoming Histogram

Knoll Lane Facing ?? August 2022

from Mon-Jul-04-2022-02-00-PM to Wed-Aug-17-2022-01-59-PM

Date	Starting Hr:min	<15	15 to <20	20 to <25	25 to <30	30 to <35	35 to <40	40 to <45	45 to <50	50 to <55	55 to <60	60 to <65	65 to <70	70 to <75	75 to <80	80 to <85	85 to <90	90 to <95	95 to <100	100 to >105	Total Counts	Avg Speed (MPH)	85pet Speed	10MPH Pace	% in pace	# of Speeders	% Speeders
03/08/2022	00:00	*	*	*	*	*	*	*	*	*	*	*	*	*	*	*	*	*	*	*	*	*	*	*	*	*	*
03/08/2022	01:00	*	*	*	*	*	*	*	*	*	*	*	*	*	*	*	*	*	*	*	*	*	*	*	*	*	*
03/08/2022	02:00	*	*	*	*	*	*	*	*	*	*	*	*	*	*	*	*	*	*	*	*	*	*	*	*	*	*
03/08/2022	03:00	*	*	*	*	*	*	*	*	*	*	*	*	*	*	*	*	*	*	*	*	*	*	*	*	*	*
03/08/2022	04:00	*	*	*	*	*	*	*	*	*	*	*	*	*	*	*	*	*	*	*	*	*	*	*	*	*	*
03/08/2022	05:00	*	*	*	*	*	*	*	*	*	*	*	*	*	*	*	*	*	*	*	*	*	*	*	*	*	*
03/08/2022	06:00	*	*	*	*	*	*	*	*	*	*	*	*	*	*	*	*	*	*	*	*	*	*	*	*	*	*
03/08/2022	07:00	*	*	*	*	*	*	*	*	*	*	*	*	*	*	*	*	*	*	*	*	*	*	*	*	*	*
03/08/2022	08:00	*	*	*	*	*	*	*	*	*	*	*	*	*	*	*	*	*	*	*	*	*	*	*	*	*	*
03/08/2022	09:00	*	*	*	*	*	*	*	*	*	*	*	*	*	*	*	*	*	*	*	*	*	*	*	*	*	*
03/08/2022	10:00	*	*	*	*	*	*	*	*	*	*	*	*	*	*	*	*	*	*	*	*	*	*	*	*	*	*
03/08/2022	11:00	*	*	*	*	*	*	*	*	*	*	*	*	*	*	*	*	*	*	*	*	*	*	*	*	*	*
03/08/2022	12:00	*	*	*	*	*	*	*	*	*	*	*	*	*	*	*	*	*	*	*	*	*	*	*	*	*	*
03/08/2022	13:00	*	*	*	*	*	*	*	*	*	*	*	*	*	*	*	*	*	*	*	*	*	*	*	*	*	*
03/08/2022	14:00	*	*	*	*	*	*	*	*	*	*	*	*	*	*	*	*	*	*	*	*	*	*	*	*	*	*
03/08/2022	15:00	*	*	*	*	*	*	*	*	*	*	*	*	*	*	*	*	*	*	*	*	*	*	*	*	*	*
03/08/2022	16:00	*	*	*	*	*	*	*	*	*	*	*	*	*	*	*	*	*	*	*	*	*	*	*	*	*	*
03/08/2022	17:00	*	*	*	*	*	*	*	*	*	*	*	*	*	*	*	*	*	*	*	*	*	*	*	*	*	*
03/08/2022	18:00	*	*	*	*	*	*	*	*	*	*	*	*	*	*	*	*	*	*	*	*	*	*	*	*	*	*
03/08/2022	19:00	*	*	*	*	*	*	*	*	*	*	*	*	*	*	*	*	*	*	*	*	*	*	*	*	*	*
03/08/2022	20:00	*	*	*	*	*	*	*	*	*	*	*	*	*	*	*	*	*	*	*	*	*	*	*	*	*	*
03/08/2022	21:00	*	*	*	*	*	*	*	*	*	*	*	*	*	*	*	*	*	*	*	*	*	*	*	*	*	*
03/08/2022	22:00	*	*	*	*	*	*	*	*	*	*	*	*	*	*	*	*	*	*	*	*	*	*	*	*	*	*
03/08/2022	23:00	*	*	*	*	*	*	*	*	*	*	*	*	*	*	*	*	*	*	*	*	*	*	*	*	*	*
24 Hr Summary		0	0	0	0	0	0	0	0	0	0	0	0	0	0	0	0	0	0	0	0	0	NaN	0	*	*	*

Incoming Histogram

Knoll Lane Facing ?? August 2022

from Mon-Jul-04-2022-02-00-PM to Wed-Aug-17-2022-01-59-PM

Date	Starting Hr:min	<15	15 to <20	20 to <25	25 to <30	30 to <35	35 to <40	40 to <45	45 to <50	50 to <55	55 to <60	60 to <65	65 to <70	70 to <75	75 to <80	80 to <85	85 to <90	90 to <95	95 to <100	100 to >105	Total Counts	Avg Speed (MPH)	85pet Speed	10MPH Pace	% in pace	# of Speeders	% Speeders
04/08/2022	00:00	*	*	*	*	*	*	*	*	*	*	*	*	*	*	*	*	*	*	*	*	*	*	*	*	*	*
04/08/2022	01:00	*	*	*	*	*	*	*	*	*	*	*	*	*	*	*	*	*	*	*	*	*	*	*	*	*	*
04/08/2022	02:00	*	*	*	*	*	*	*	*	*	*	*	*	*	*	*	*	*	*	*	*	*	*	*	*	*	*
04/08/2022	03:00	*	*	*	*	*	*	*	*	*	*	*	*	*	*	*	*	*	*	*	*	*	*	*	*	*	*
04/08/2022	04:00	*	*	*	*	*	*	*	*	*	*	*	*	*	*	*	*	*	*	*	*	*	*	*	*	*	*
04/08/2022	05:00	*	*	*	*	*	*	*	*	*	*	*	*	*	*	*	*	*	*	*	*	*	*	*	*	*	*
04/08/2022	06:00	*	*	*	*	*	*	*	*	*	*	*	*	*	*	*	*	*	*	*	*	*	*	*	*	*	*
04/08/2022	07:00	*	*	*	*	*	*	*	*	*	*	*	*	*	*	*	*	*	*	*	*	*	*	*	*	*	*
04/08/2022	08:00	*	*	*	*	*	*	*	*	*	*	*	*	*	*	*	*	*	*	*	*	*	*	*	*	*	*
04/08/2022	09:00	*	*	*	*	*	*	*	*	*	*	*	*	*	*	*	*	*	*	*	*	*	*	*	*	*	*
04/08/2022	10:00	*	*	*	*	*	*	*	*	*	*	*	*	*	*	*	*	*	*	*	*	*	*	*	*	*	*
04/08/2022	11:00	*	*	*	*	*	*	*	*	*	*	*	*	*	*	*	*	*	*	*	*	*	*	*	*	*	*
04/08/2022	12:00	*	*	*	*	*	*	*	*	*	*	*	*	*	*	*	*	*	*	*	*	*	*	*	*	*	*
04/08/2022	13:00	*	*	*	*	*	*	*	*	*	*	*	*	*	*	*	*	*	*	*	*	*	*	*	*	*	*
04/08/2022	14:00	*	*	*	*	*	*	*	*	*	*	*	*	*	*	*	*	*	*	*	*	*	*	*	*	*	*
04/08/2022	15:00	*	*	*	*	*	*	*	*	*	*	*	*	*	*	*	*	*	*	*	*	*	*	*	*	*	*
04/08/2022	16:00	*	*	*	*	*	*	*	*	*	*	*	*	*	*	*	*	*	*	*	*	*	*	*	*	*	*
04/08/2022	17:00	*	*	*	*	*	*	*	*	*	*	*	*	*	*	*	*	*	*	*	*	*	*	*	*	*	*
04/08/2022	18:00	*	*	*	*	*	*	*	*	*	*	*	*	*	*	*	*	*	*	*	*	*	*	*	*	*	*
04/08/2022	19:00	*	*	*	*	*	*	*	*	*	*	*	*	*	*	*	*	*	*	*	*	*	*	*	*	*	*
04/08/2022	20:00	*	*	*	*	*	*	*	*	*	*	*	*	*	*	*	*	*	*	*	*	*	*	*	*	*	*
04/08/2022	21:00	*	*	*	*	*	*	*	*	*	*	*	*	*	*	*	*	*	*	*	*	*	*	*	*	*	*
04/08/2022	22:00	*	*	*	*	*	*	*	*	*	*	*	*	*	*	*	*	*	*	*	*	*	*	*	*	*	*
04/08/2022	23:00	*	*	*	*	*	*	*	*	*	*	*	*	*	*	*	*	*	*	*	*	*	*	*	*	*	*
24 Hr Summary		0	0	0	0	0	0	0	0	0	0	0	0	0	0	0	0	0	0	0	0	0	NaN	0	*	*	*

Incoming Histogram

Knoll Lane Facing ?? August 2022

from Mon-Jul-04-2022-02-00-PM to Wed-Aug-17-2022-01-59-PM

Date	Starting Hr:min	<15	15 to <20	20 to <25	25 to <30	30 to <35	35 to <40	40 to <45	45 to <50	50 to <55	55 to <60	60 to <65	65 to <70	70 to <75	75 to <80	80 to <85	85 to <90	90 to <95	95 to <100	100 to >105	Total Counts	Avg Speed (MPH)	85pet Speed	10MPH Pace	% in pace	# of Speeders	% Speeders
05/08/2022	00:00	*	*	*	*	*	*	*	*	*	*	*	*	*	*	*	*	*	*	*	*	*	*	*	*	*	*
05/08/2022	01:00	*	*	*	*	*	*	*	*	*	*	*	*	*	*	*	*	*	*	*	*	*	*	*	*	*	*
05/08/2022	02:00	*	*	*	*	*	*	*	*	*	*	*	*	*	*	*	*	*	*	*	*	*	*	*	*	*	*
05/08/2022	03:00	*	*	*	*	*	*	*	*	*	*	*	*	*	*	*	*	*	*	*	*	*	*	*	*	*	*
05/08/2022	04:00	*	*	*	*	*	*	*	*	*	*	*	*	*	*	*	*	*	*	*	*	*	*	*	*	*	*
05/08/2022	05:00	*	*	*	*	*	*	*	*	*	*	*	*	*	*	*	*	*	*	*	*	*	*	*	*	*	*
05/08/2022	06:00	*	*	*	*	*	*	*	*	*	*	*	*	*	*	*	*	*	*	*	*	*	*	*	*	*	*
05/08/2022	07:00	*	*	*	*	*	*	*	*	*	*	*	*	*	*	*	*	*	*	*	*	*	*	*	*	*	*
05/08/2022	08:00	*	*	*	*	*	*	*	*	*	*	*	*	*	*	*	*	*	*	*	*	*	*	*	*	*	*
05/08/2022	09:00	*	*	*	*	*	*	*	*	*	*	*	*	*	*	*	*	*	*	*	*	*	*	*	*	*	*
05/08/2022	10:00	*	*	*	*	*	*	*	*	*	*	*	*	*	*	*	*	*	*	*	*	*	*	*	*	*	*
05/08/2022	11:00	*	*	*	*	*	*	*	*	*	*	*	*	*	*	*	*	*	*	*	*	*	*	*	*	*	*
05/08/2022	12:00	*	*	*	*	*	*	*	*	*	*	*	*	*	*	*	*	*	*	*	*	*	*	*	*	*	*
05/08/2022	13:00	*	*	*	*	*	*	*	*	*	*	*	*	*	*	*	*	*	*	*	*	*	*	*	*	*	*
05/08/2022	14:00	*	*	*	*	*	*	*	*	*	*	*	*	*	*	*	*	*	*	*	*	*	*	*	*	*	*
05/08/2022	15:00	*	*	*	*	*	*	*	*	*	*	*	*	*	*	*	*	*	*	*	*	*	*	*	*	*	*
05/08/2022	16:00	*	*	*	*	*	*	*	*	*	*	*	*	*	*	*	*	*	*	*	*	*	*	*	*	*	*
05/08/2022	17:00	*	*	*	*	*	*	*	*	*	*	*	*	*	*	*	*	*	*	*	*	*	*	*	*	*	*
05/08/2022	18:00	*	*	*	*	*	*	*	*	*	*	*	*	*	*	*	*	*	*	*	*	*	*	*	*	*	*
05/08/2022	19:00	*	*	*	*	*	*	*	*	*	*	*	*	*	*	*	*	*	*	*	*	*	*	*	*	*	*
05/08/2022	20:00	*	*	*	*	*	*	*	*	*	*	*	*	*	*	*	*	*	*	*	*	*	*	*	*	*	*
05/08/2022	21:00	*	*	*	*	*	*	*	*	*	*	*	*	*	*	*	*	*	*	*	*	*	*	*	*	*	*
05/08/2022	22:00	*	*	*	*	*	*	*	*	*	*	*	*	*	*	*	*	*	*	*	*	*	*	*	*	*	*
05/08/2022	23:00	*	*	*	*	*	*	*	*	*	*	*	*	*	*	*	*	*	*	*	*	*	*	*	*	*	*
24 Hr Summary		0	0	0	0	0	0	0	0	0	0	0	0	0	0	0	0	0	0	0	0	0	NaN	0	*	*	*

Incoming Histogram

Knoll Lane Facing ?? August 2022

from Mon-Jul-04-2022-02-00-PM to Wed-Aug-17-2022-01-59-PM

Date	Starting Hr:min	<15	15 to <20	20 to <25	25 to <30	30 to <35	35 to <40	40 to <45	45 to <50	50 to <55	55 to <60	60 to <65	65 to <70	70 to <75	75 to <80	80 to <85	85 to <90	90 to <95	95 to <100	100 to >105	Total Counts	Avg Speed (MPH)	85pet Speed	10MPH Pace	% in pace	# of Speeders	% Speeders
06/08/2022	00:00	*	*	*	*	*	*	*	*	*	*	*	*	*	*	*	*	*	*	*	*	*	*	*	*	*	*
06/08/2022	01:00	*	*	*	*	*	*	*	*	*	*	*	*	*	*	*	*	*	*	*	*	*	*	*	*	*	*
06/08/2022	02:00	*	*	*	*	*	*	*	*	*	*	*	*	*	*	*	*	*	*	*	*	*	*	*	*	*	*
06/08/2022	03:00	*	*	*	*	*	*	*	*	*	*	*	*	*	*	*	*	*	*	*	*	*	*	*	*	*	*
06/08/2022	04:00	*	*	*	*	*	*	*	*	*	*	*	*	*	*	*	*	*	*	*	*	*	*	*	*	*	*
06/08/2022	05:00	*	*	*	*	*	*	*	*	*	*	*	*	*	*	*	*	*	*	*	*	*	*	*	*	*	*
06/08/2022	06:00	*	*	*	*	*	*	*	*	*	*	*	*	*	*	*	*	*	*	*	*	*	*	*	*	*	*
06/08/2022	07:00	*	*	*	*	*	*	*	*	*	*	*	*	*	*	*	*	*	*	*	*	*	*	*	*	*	*
06/08/2022	08:00	*	*	*	*	*	*	*	*	*	*	*	*	*	*	*	*	*	*	*	*	*	*	*	*	*	*
06/08/2022	09:00	*	*	*	*	*	*	*	*	*	*	*	*	*	*	*	*	*	*	*	*	*	*	*	*	*	*
06/08/2022	10:00	*	*	*	*	*	*	*	*	*	*	*	*	*	*	*	*	*	*	*	*	*	*	*	*	*	*
06/08/2022	11:00	*	*	*	*	*	*	*	*	*	*	*	*	*	*	*	*	*	*	*	*	*	*	*	*	*	*
06/08/2022	12:00	*	*	*	*	*	*	*	*	*	*	*	*	*	*	*	*	*	*	*	*	*	*	*	*	*	*
06/08/2022	13:00	*	*	*	*	*	*	*	*	*	*	*	*	*	*	*	*	*	*	*	*	*	*	*	*	*	*
06/08/2022	14:00	*	*	*	*	*	*	*	*	*	*	*	*	*	*	*	*	*	*	*	*	*	*	*	*	*	*
06/08/2022	15:00	*	*	*	*	*	*	*	*	*	*	*	*	*	*	*	*	*	*	*	*	*	*	*	*	*	*
06/08/2022	16:00	*	*	*	*	*	*	*	*	*	*	*	*	*	*	*	*	*	*	*	*	*	*	*	*	*	*
06/08/2022	17:00	*	*	*	*	*	*	*	*	*	*	*	*	*	*	*	*	*	*	*	*	*	*	*	*	*	*
06/08/2022	18:00	*	*	*	*	*	*	*	*	*	*	*	*	*	*	*	*	*	*	*	*	*	*	*	*	*	*
06/08/2022	19:00	*	*	*	*	*	*	*	*	*	*	*	*	*	*	*	*	*	*	*	*	*	*	*	*	*	*
06/08/2022	20:00	*	*	*	*	*	*	*	*	*	*	*	*	*	*	*	*	*	*	*	*	*	*	*	*	*	*
06/08/2022	21:00	*	*	*	*	*	*	*	*	*	*	*	*	*	*	*	*	*	*	*	*	*	*	*	*	*	*
06/08/2022	22:00	*	*	*	*	*	*	*	*	*	*	*	*	*	*	*	*	*	*	*	*	*	*	*	*	*	*
06/08/2022	23:00	*	*	*	*	*	*	*	*	*	*	*	*	*	*	*	*	*	*	*	*	*	*	*	*	*	*
24 Hr Summary		0	0	0	0	0	0	0	0	0	0	0	0	0	0	0	0	0	0	0	0	0	NaN	0	*	*	*

Incoming Histogram

Knoll Lane Facing ?? August 2022

from Mon-Jul-04-2022-02-00-PM to Wed-Aug-17-2022-01-59-PM

Date	Starting Hr:min	<15	15 to <20	20 to <25	25 to <30	30 to <35	35 to <40	40 to <45	45 to <50	50 to <55	55 to <60	60 to <65	65 to <70	70 to <75	75 to <80	80 to <85	85 to <90	90 to <95	95 to <100	100 to >105	Total Counts	Avg Speed (MPH)	85pet Speed	10MPH Pace	% in pace	# of Speeders	% Speeders
07/08/2022	00:00	*	*	*	*	*	*	*	*	*	*	*	*	*	*	*	*	*	*	*	*	*	*	*	*	*	*
07/08/2022	01:00	*	*	*	*	*	*	*	*	*	*	*	*	*	*	*	*	*	*	*	*	*	*	*	*	*	*
07/08/2022	02:00	*	*	*	*	*	*	*	*	*	*	*	*	*	*	*	*	*	*	*	*	*	*	*	*	*	*
07/08/2022	03:00	*	*	*	*	*	*	*	*	*	*	*	*	*	*	*	*	*	*	*	*	*	*	*	*	*	*
07/08/2022	04:00	*	*	*	*	*	*	*	*	*	*	*	*	*	*	*	*	*	*	*	*	*	*	*	*	*	*
07/08/2022	05:00	*	*	*	*	*	*	*	*	*	*	*	*	*	*	*	*	*	*	*	*	*	*	*	*	*	*
07/08/2022	06:00	*	*	*	*	*	*	*	*	*	*	*	*	*	*	*	*	*	*	*	*	*	*	*	*	*	*
07/08/2022	07:00	*	*	*	*	*	*	*	*	*	*	*	*	*	*	*	*	*	*	*	*	*	*	*	*	*	*
07/08/2022	08:00	*	*	*	*	*	*	*	*	*	*	*	*	*	*	*	*	*	*	*	*	*	*	*	*	*	*
07/08/2022	09:00	*	*	*	*	*	*	*	*	*	*	*	*	*	*	*	*	*	*	*	*	*	*	*	*	*	*
07/08/2022	10:00	*	*	*	*	*	*	*	*	*	*	*	*	*	*	*	*	*	*	*	*	*	*	*	*	*	*
07/08/2022	11:00	*	*	*	*	*	*	*	*	*	*	*	*	*	*	*	*	*	*	*	*	*	*	*	*	*	*
07/08/2022	12:00	*	*	*	*	*	*	*	*	*	*	*	*	*	*	*	*	*	*	*	*	*	*	*	*	*	*
07/08/2022	13:00	*	*	*	*	*	*	*	*	*	*	*	*	*	*	*	*	*	*	*	*	*	*	*	*	*	*
07/08/2022	14:00	*	*	*	*	*	*	*	*	*	*	*	*	*	*	*	*	*	*	*	*	*	*	*	*	*	*
07/08/2022	15:00	*	*	*	*	*	*	*	*	*	*	*	*	*	*	*	*	*	*	*	*	*	*	*	*	*	*
07/08/2022	16:00	*	*	*	*	*	*	*	*	*	*	*	*	*	*	*	*	*	*	*	*	*	*	*	*	*	*
07/08/2022	17:00	*	*	*	*	*	*	*	*	*	*	*	*	*	*	*	*	*	*	*	*	*	*	*	*	*	*
07/08/2022	18:00	*	*	*	*	*	*	*	*	*	*	*	*	*	*	*	*	*	*	*	*	*	*	*	*	*	*
07/08/2022	19:00	*	*	*	*	*	*	*	*	*	*	*	*	*	*	*	*	*	*	*	*	*	*	*	*	*	*
07/08/2022	20:00	*	*	*	*	*	*	*	*	*	*	*	*	*	*	*	*	*	*	*	*	*	*	*	*	*	*
07/08/2022	21:00	*	*	*	*	*	*	*	*	*	*	*	*	*	*	*	*	*	*	*	*	*	*	*	*	*	*
07/08/2022	22:00	*	*	*	*	*	*	*	*	*	*	*	*	*	*	*	*	*	*	*	*	*	*	*	*	*	*
07/08/2022	23:00	*	*	*	*	*	*	*	*	*	*	*	*	*	*	*	*	*	*	*	*	*	*	*	*	*	*
24 Hr Summary		0	0	0	0	0	0	0	0	0	0	0	0	0	0	0	0	0	0	0	0	0	NaN	0	*	*	*

Incoming Histogram

Knoll Lane Facing ?? August 2022

from Mon-Jul-04-2022-02-00-PM to Wed-Aug-17-2022-01-59-PM

Date	Starting Hr:min	<15	15 to <20	20 to <25	25 to <30	30 to <35	35 to <40	40 to <45	45 to <50	50 to <55	55 to <60	60 to <65	65 to <70	70 to <75	75 to <80	80 to <85	85 to <90	90 to <95	95 to <100	100 to >105	Total Counts	Avg Speed (MPH)	85pet Speed	10MPH Pace	% in pace	# of Speeders	% Speeders
08/08/2022	00:00	*	*	*	*	*	*	*	*	*	*	*	*	*	*	*	*	*	*	*	*	*	*	*	*	*	*
08/08/2022	01:00	*	*	*	*	*	*	*	*	*	*	*	*	*	*	*	*	*	*	*	*	*	*	*	*	*	*
08/08/2022	02:00	*	*	*	*	*	*	*	*	*	*	*	*	*	*	*	*	*	*	*	*	*	*	*	*	*	*
08/08/2022	03:00	*	*	*	*	*	*	*	*	*	*	*	*	*	*	*	*	*	*	*	*	*	*	*	*	*	*
08/08/2022	04:00	*	*	*	*	*	*	*	*	*	*	*	*	*	*	*	*	*	*	*	*	*	*	*	*	*	*
08/08/2022	05:00	*	*	*	*	*	*	*	*	*	*	*	*	*	*	*	*	*	*	*	*	*	*	*	*	*	*
08/08/2022	06:00	*	*	*	*	*	*	*	*	*	*	*	*	*	*	*	*	*	*	*	*	*	*	*	*	*	*
08/08/2022	07:00	*	*	*	*	*	*	*	*	*	*	*	*	*	*	*	*	*	*	*	*	*	*	*	*	*	*
08/08/2022	08:00	*	*	*	*	*	*	*	*	*	*	*	*	*	*	*	*	*	*	*	*	*	*	*	*	*	*
08/08/2022	09:00	*	*	*	*	*	*	*	*	*	*	*	*	*	*	*	*	*	*	*	*	*	*	*	*	*	*
08/08/2022	10:00	*	*	*	*	*	*	*	*	*	*	*	*	*	*	*	*	*	*	*	*	*	*	*	*	*	*
08/08/2022	11:00	*	*	*	*	*	*	*	*	*	*	*	*	*	*	*	*	*	*	*	*	*	*	*	*	*	*
08/08/2022	12:00	*	*	*	*	*	*	*	*	*	*	*	*	*	*	*	*	*	*	*	*	*	*	*	*	*	*
08/08/2022	13:00	*	*	*	*	*	*	*	*	*	*	*	*	*	*	*	*	*	*	*	*	*	*	*	*	*	*
08/08/2022	14:00	*	*	*	*	*	*	*	*	*	*	*	*	*	*	*	*	*	*	*	*	*	*	*	*	*	*
08/08/2022	15:00	*	*	*	*	*	*	*	*	*	*	*	*	*	*	*	*	*	*	*	*	*	*	*	*	*	*
08/08/2022	16:00	*	*	*	*	*	*	*	*	*	*	*	*	*	*	*	*	*	*	*	*	*	*	*	*	*	*
08/08/2022	17:00	*	*	*	*	*	*	*	*	*	*	*	*	*	*	*	*	*	*	*	*	*	*	*	*	*	*
08/08/2022	18:00	*	*	*	*	*	*	*	*	*	*	*	*	*	*	*	*	*	*	*	*	*	*	*	*	*	*
08/08/2022	19:00	*	*	*	*	*	*	*	*	*	*	*	*	*	*	*	*	*	*	*	*	*	*	*	*	*	*
08/08/2022	20:00	*	*	*	*	*	*	*	*	*	*	*	*	*	*	*	*	*	*	*	*	*	*	*	*	*	*
08/08/2022	21:00	*	*	*	*	*	*	*	*	*	*	*	*	*	*	*	*	*	*	*	*	*	*	*	*	*	*
08/08/2022	22:00	*	*	*	*	*	*	*	*	*	*	*	*	*	*	*	*	*	*	*	*	*	*	*	*	*	*
08/08/2022	23:00	*	*	*	*	*	*	*	*	*	*	*	*	*	*	*	*	*	*	*	*	*	*	*	*	*	*
24 Hr Summary		0	0	0	0	0	0	0	0	0	0	0	0	0	0	0	0	0	0	0	0	0	NaN	0	*	*	*

Incoming Histogram

Knoll Lane Facing ?? August 2022

from Mon-Jul-04-2022-02-00-PM to Wed-Aug-17-2022-01-59-PM

Date	Starting Hr:min	<15	15 to <20	20 to <25	25 to <30	30 to <35	35 to <40	40 to <45	45 to <50	50 to <55	55 to <60	60 to <65	65 to <70	70 to <75	75 to <80	80 to <85	85 to <90	90 to <95	95 to <100	100 to >105	Total Counts	Avg Speed (MPH)	85pet Speed	10MPH Pace	% in pace	# of Speeders	% Speeders
09/08/2022	00:00	*	*	*	*	*	*	*	*	*	*	*	*	*	*	*	*	*	*	*	*	*	*	*	*	*	*
09/08/2022	01:00	*	*	*	*	*	*	*	*	*	*	*	*	*	*	*	*	*	*	*	*	*	*	*	*	*	*
09/08/2022	02:00	*	*	*	*	*	*	*	*	*	*	*	*	*	*	*	*	*	*	*	*	*	*	*	*	*	*
09/08/2022	03:00	*	*	*	*	*	*	*	*	*	*	*	*	*	*	*	*	*	*	*	*	*	*	*	*	*	*
09/08/2022	04:00	*	*	*	*	*	*	*	*	*	*	*	*	*	*	*	*	*	*	*	*	*	*	*	*	*	*
09/08/2022	05:00	*	*	*	*	*	*	*	*	*	*	*	*	*	*	*	*	*	*	*	*	*	*	*	*	*	*
09/08/2022	06:00	*	*	*	*	*	*	*	*	*	*	*	*	*	*	*	*	*	*	*	*	*	*	*	*	*	*
09/08/2022	07:00	*	*	*	*	*	*	*	*	*	*	*	*	*	*	*	*	*	*	*	*	*	*	*	*	*	*
09/08/2022	08:00	*	*	*	*	*	*	*	*	*	*	*	*	*	*	*	*	*	*	*	*	*	*	*	*	*	*
09/08/2022	09:00	*	*	*	*	*	*	*	*	*	*	*	*	*	*	*	*	*	*	*	*	*	*	*	*	*	*
09/08/2022	10:00	*	*	*	*	*	*	*	*	*	*	*	*	*	*	*	*	*	*	*	*	*	*	*	*	*	*
09/08/2022	11:00	*	*	*	*	*	*	*	*	*	*	*	*	*	*	*	*	*	*	*	*	*	*	*	*	*	*
09/08/2022	12:00	*	*	*	*	*	*	*	*	*	*	*	*	*	*	*	*	*	*	*	*	*	*	*	*	*	*
09/08/2022	13:00	*	*	*	*	*	*	*	*	*	*	*	*	*	*	*	*	*	*	*	*	*	*	*	*	*	*
09/08/2022	14:00	*	*	*	*	*	*	*	*	*	*	*	*	*	*	*	*	*	*	*	*	*	*	*	*	*	*
09/08/2022	15:00	*	*	*	*	*	*	*	*	*	*	*	*	*	*	*	*	*	*	*	*	*	*	*	*	*	*
09/08/2022	16:00	*	*	*	*	*	*	*	*	*	*	*	*	*	*	*	*	*	*	*	*	*	*	*	*	*	*
09/08/2022	17:00	*	*	*	*	*	*	*	*	*	*	*	*	*	*	*	*	*	*	*	*	*	*	*	*	*	*
09/08/2022	18:00	*	*	*	*	*	*	*	*	*	*	*	*	*	*	*	*	*	*	*	*	*	*	*	*	*	*
09/08/2022	19:00	*	*	*	*	*	*	*	*	*	*	*	*	*	*	*	*	*	*	*	*	*	*	*	*	*	*
09/08/2022	20:00	*	*	*	*	*	*	*	*	*	*	*	*	*	*	*	*	*	*	*	*	*	*	*	*	*	*
09/08/2022	21:00	*	*	*	*	*	*	*	*	*	*	*	*	*	*	*	*	*	*	*	*	*	*	*	*	*	*
09/08/2022	22:00	*	*	*	*	*	*	*	*	*	*	*	*	*	*	*	*	*	*	*	*	*	*	*	*	*	*
09/08/2022	23:00	*	*	*	*	*	*	*	*	*	*	*	*	*	*	*	*	*	*	*	*	*	*	*	*	*	*
24 Hr Summary		0	0	0	0	0	0	0	0	0	0	0	0	0	0	0	0	0	0	0	0	0	NaN	0	*	*	*

Incoming Histogram

Knoll Lane Facing ?? August 2022

from Mon-Jul-04-2022-02-00-PM to Wed-Aug-17-2022-01-59-PM

Date	Starting Hr:min	<15	15 to <20	20 to <25	25 to <30	30 to <35	35 to <40	40 to <45	45 to <50	50 to <55	55 to <60	60 to <65	65 to <70	70 to <75	75 to <80	80 to <85	85 to <90	90 to <95	95 to <100	100 to >105	Total Counts	Avg Speed (MPH)	85pet Speed	10MPH Pace	% in pace	# of Speeders	% Speeders
10/08/2022	00:00	*	*	*	*	*	*	*	*	*	*	*	*	*	*	*	*	*	*	*	*	*	*	*	*	*	*
10/08/2022	01:00	*	*	*	*	*	*	*	*	*	*	*	*	*	*	*	*	*	*	*	*	*	*	*	*	*	*
10/08/2022	02:00	*	*	*	*	*	*	*	*	*	*	*	*	*	*	*	*	*	*	*	*	*	*	*	*	*	*
10/08/2022	03:00	*	*	*	*	*	*	*	*	*	*	*	*	*	*	*	*	*	*	*	*	*	*	*	*	*	*
10/08/2022	04:00	*	*	*	*	*	*	*	*	*	*	*	*	*	*	*	*	*	*	*	*	*	*	*	*	*	*
10/08/2022	05:00	*	*	*	*	*	*	*	*	*	*	*	*	*	*	*	*	*	*	*	*	*	*	*	*	*	*
10/08/2022	06:00	*	*	*	*	*	*	*	*	*	*	*	*	*	*	*	*	*	*	*	*	*	*	*	*	*	*
10/08/2022	07:00	*	*	*	*	*	*	*	*	*	*	*	*	*	*	*	*	*	*	*	*	*	*	*	*	*	*
10/08/2022	08:00	*	*	*	*	*	*	*	*	*	*	*	*	*	*	*	*	*	*	*	*	*	*	*	*	*	*
10/08/2022	09:00	*	*	*	*	*	*	*	*	*	*	*	*	*	*	*	*	*	*	*	*	*	*	*	*	*	*
10/08/2022	10:00	*	*	*	*	*	*	*	*	*	*	*	*	*	*	*	*	*	*	*	*	*	*	*	*	*	*
10/08/2022	11:00	*	*	*	*	*	*	*	*	*	*	*	*	*	*	*	*	*	*	*	*	*	*	*	*	*	*
10/08/2022	12:00	*	*	*	*	*	*	*	*	*	*	*	*	*	*	*	*	*	*	*	*	*	*	*	*	*	*
10/08/2022	13:00	*	*	*	*	*	*	*	*	*	*	*	*	*	*	*	*	*	*	*	*	*	*	*	*	*	*
10/08/2022	14:00	*	*	*	*	*	*	*	*	*	*	*	*	*	*	*	*	*	*	*	*	*	*	*	*	*	*
10/08/2022	15:00	*	*	*	*	*	*	*	*	*	*	*	*	*	*	*	*	*	*	*	*	*	*	*	*	*	*
10/08/2022	16:00	*	*	*	*	*	*	*	*	*	*	*	*	*	*	*	*	*	*	*	*	*	*	*	*	*	*
10/08/2022	17:00	*	*	*	*	*	*	*	*	*	*	*	*	*	*	*	*	*	*	*	*	*	*	*	*	*	*
10/08/2022	18:00	*	*	*	*	*	*	*	*	*	*	*	*	*	*	*	*	*	*	*	*	*	*	*	*	*	*
10/08/2022	19:00	*	*	*	*	*	*	*	*	*	*	*	*	*	*	*	*	*	*	*	*	*	*	*	*	*	*
10/08/2022	20:00	*	*	*	*	*	*	*	*	*	*	*	*	*	*	*	*	*	*	*	*	*	*	*	*	*	*
10/08/2022	21:00	*	*	*	*	*	*	*	*	*	*	*	*	*	*	*	*	*	*	*	*	*	*	*	*	*	*
10/08/2022	22:00	*	*	*	*	*	*	*	*	*	*	*	*	*	*	*	*	*	*	*	*	*	*	*	*	*	*
10/08/2022	23:00	*	*	*	*	*	*	*	*	*	*	*	*	*	*	*	*	*	*	*	*	*	*	*	*	*	*
24 Hr Summary		0	0	0	0	0	0	0	0	0	0	0	0	0	0	0	0	0	0	0	0	0	NaN	0	*	*	*

Incoming Histogram

Knoll Lane Facing ?? August 2022

from Mon-Jul-04-2022-02-00-PM to Wed-Aug-17-2022-01-59-PM

Date	Starting Hr:min	<15	15 to <20	20 to <25	25 to <30	30 to <35	35 to <40	40 to <45	45 to <50	50 to <55	55 to <60	60 to <65	65 to <70	70 to <75	75 to <80	80 to <85	85 to <90	90 to <95	95 to <100	100 to >105	Total Counts	Avg Speed (MPH)	85pet Speed	10MPH Pace	% in pace	# of Speeders	% Speeders
11/08/2022	00:00	*	*	*	*	*	*	*	*	*	*	*	*	*	*	*	*	*	*	*	*	*	*	*	*	*	*
11/08/2022	01:00	*	*	*	*	*	*	*	*	*	*	*	*	*	*	*	*	*	*	*	*	*	*	*	*	*	*
11/08/2022	02:00	*	*	*	*	*	*	*	*	*	*	*	*	*	*	*	*	*	*	*	*	*	*	*	*	*	*
11/08/2022	03:00	*	*	*	*	*	*	*	*	*	*	*	*	*	*	*	*	*	*	*	*	*	*	*	*	*	*
11/08/2022	04:00	*	*	*	*	*	*	*	*	*	*	*	*	*	*	*	*	*	*	*	*	*	*	*	*	*	*
11/08/2022	05:00	*	*	*	*	*	*	*	*	*	*	*	*	*	*	*	*	*	*	*	*	*	*	*	*	*	*
11/08/2022	06:00	*	*	*	*	*	*	*	*	*	*	*	*	*	*	*	*	*	*	*	*	*	*	*	*	*	*
11/08/2022	07:00	*	*	*	*	*	*	*	*	*	*	*	*	*	*	*	*	*	*	*	*	*	*	*	*	*	*
11/08/2022	08:00	*	*	*	*	*	*	*	*	*	*	*	*	*	*	*	*	*	*	*	*	*	*	*	*	*	*
11/08/2022	09:00	*	*	*	*	*	*	*	*	*	*	*	*	*	*	*	*	*	*	*	*	*	*	*	*	*	*
11/08/2022	10:00	*	*	*	*	*	*	*	*	*	*	*	*	*	*	*	*	*	*	*	*	*	*	*	*	*	*
11/08/2022	11:00	*	*	*	*	*	*	*	*	*	*	*	*	*	*	*	*	*	*	*	*	*	*	*	*	*	*
11/08/2022	12:00	*	*	*	*	*	*	*	*	*	*	*	*	*	*	*	*	*	*	*	*	*	*	*	*	*	*
11/08/2022	13:00	*	*	*	*	*	*	*	*	*	*	*	*	*	*	*	*	*	*	*	*	*	*	*	*	*	*
11/08/2022	14:00	*	*	*	*	*	*	*	*	*	*	*	*	*	*	*	*	*	*	*	*	*	*	*	*	*	*
11/08/2022	15:00	*	*	*	*	*	*	*	*	*	*	*	*	*	*	*	*	*	*	*	*	*	*	*	*	*	*
11/08/2022	16:00	*	*	*	*	*	*	*	*	*	*	*	*	*	*	*	*	*	*	*	*	*	*	*	*	*	*
11/08/2022	17:00	*	*	*	*	*	*	*	*	*	*	*	*	*	*	*	*	*	*	*	*	*	*	*	*	*	*
11/08/2022	18:00	*	*	*	*	*	*	*	*	*	*	*	*	*	*	*	*	*	*	*	*	*	*	*	*	*	*
11/08/2022	19:00	*	*	*	*	*	*	*	*	*	*	*	*	*	*	*	*	*	*	*	*	*	*	*	*	*	*
11/08/2022	20:00	*	*	*	*	*	*	*	*	*	*	*	*	*	*	*	*	*	*	*	*	*	*	*	*	*	*
11/08/2022	21:00	*	*	*	*	*	*	*	*	*	*	*	*	*	*	*	*	*	*	*	*	*	*	*	*	*	*
11/08/2022	22:00	*	*	*	*	*	*	*	*	*	*	*	*	*	*	*	*	*	*	*	*	*	*	*	*	*	*
11/08/2022	23:00	*	*	*	*	*	*	*	*	*	*	*	*	*	*	*	*	*	*	*	*	*	*	*	*	*	*
24 Hr Summary		0	0	0	0	0	0	0	0	0	0	0	0	0	0	0	0	0	0	0	0	0	NaN	0	*	*	*

Incoming Histogram

Knoll Lane Facing ?? August 2022

from Mon-Jul-04-2022-02-00-PM to Wed-Aug-17-2022-01-59-PM

Date	Starting Hr:min	<15	15 to <20	20 to <25	25 to <30	30 to <35	35 to <40	40 to <45	45 to <50	50 to <55	55 to <60	60 to <65	65 to <70	70 to <75	75 to <80	80 to <85	85 to <90	90 to <95	95 to <100	100 to >105	Total Counts	Avg Speed (MPH)	85pet Speed	10MPH Pace	% in pace	# of Speeders	% Speeders
12/08/2022	00:00	*	*	*	*	*	*	*	*	*	*	*	*	*	*	*	*	*	*	*	*	*	*	*	*	*	*
12/08/2022	01:00	*	*	*	*	*	*	*	*	*	*	*	*	*	*	*	*	*	*	*	*	*	*	*	*	*	*
12/08/2022	02:00	*	*	*	*	*	*	*	*	*	*	*	*	*	*	*	*	*	*	*	*	*	*	*	*	*	*
12/08/2022	03:00	*	*	*	*	*	*	*	*	*	*	*	*	*	*	*	*	*	*	*	*	*	*	*	*	*	*
12/08/2022	04:00	*	*	*	*	*	*	*	*	*	*	*	*	*	*	*	*	*	*	*	*	*	*	*	*	*	*
12/08/2022	05:00	*	*	*	*	*	*	*	*	*	*	*	*	*	*	*	*	*	*	*	*	*	*	*	*	*	*
12/08/2022	06:00	*	*	*	*	*	*	*	*	*	*	*	*	*	*	*	*	*	*	*	*	*	*	*	*	*	*
12/08/2022	07:00	*	*	*	*	*	*	*	*	*	*	*	*	*	*	*	*	*	*	*	*	*	*	*	*	*	*
12/08/2022	08:00	*	*	*	*	*	*	*	*	*	*	*	*	*	*	*	*	*	*	*	*	*	*	*	*	*	*
12/08/2022	09:00	*	*	*	*	*	*	*	*	*	*	*	*	*	*	*	*	*	*	*	*	*	*	*	*	*	*
12/08/2022	10:00	*	*	*	*	*	*	*	*	*	*	*	*	*	*	*	*	*	*	*	*	*	*	*	*	*	*
12/08/2022	11:00	*	*	*	*	*	*	*	*	*	*	*	*	*	*	*	*	*	*	*	*	*	*	*	*	*	*
12/08/2022	12:00	*	*	*	*	*	*	*	*	*	*	*	*	*	*	*	*	*	*	*	*	*	*	*	*	*	*
12/08/2022	13:00	*	*	*	*	*	*	*	*	*	*	*	*	*	*	*	*	*	*	*	*	*	*	*	*	*	*
12/08/2022	14:00	*	*	*	*	*	*	*	*	*	*	*	*	*	*	*	*	*	*	*	*	*	*	*	*	*	*
12/08/2022	15:00	*	*	*	*	*	*	*	*	*	*	*	*	*	*	*	*	*	*	*	*	*	*	*	*	*	*
12/08/2022	16:00	*	*	*	*	*	*	*	*	*	*	*	*	*	*	*	*	*	*	*	*	*	*	*	*	*	*
12/08/2022	17:00	*	*	*	*	*	*	*	*	*	*	*	*	*	*	*	*	*	*	*	*	*	*	*	*	*	*
12/08/2022	18:00	*	*	*	*	*	*	*	*	*	*	*	*	*	*	*	*	*	*	*	*	*	*	*	*	*	*
12/08/2022	19:00	*	*	*	*	*	*	*	*	*	*	*	*	*	*	*	*	*	*	*	*	*	*	*	*	*	*
12/08/2022	20:00	*	*	*	*	*	*	*	*	*	*	*	*	*	*	*	*	*	*	*	*	*	*	*	*	*	*
12/08/2022	21:00	*	*	*	*	*	*	*	*	*	*	*	*	*	*	*	*	*	*	*	*	*	*	*	*	*	*
12/08/2022	22:00	*	*	*	*	*	*	*	*	*	*	*	*	*	*	*	*	*	*	*	*	*	*	*	*	*	*
12/08/2022	23:00	*	*	*	*	*	*	*	*	*	*	*	*	*	*	*	*	*	*	*	*	*	*	*	*	*	*
24 Hr Summary		0	0	0	0	0	0	0	0	0	0	0	0	0	0	0	0	0	0	0	0	0	NaN	0	*	*	*

Incoming Histogram

Knoll Lane Facing ?? August 2022

from Mon-Jul-04-2022-02-00-PM to Wed-Aug-17-2022-01-59-PM

Date	Starting Hr:min	<15	15 to <20	20 to <25	25 to <30	30 to <35	35 to <40	40 to <45	45 to <50	50 to <55	55 to <60	60 to <65	65 to <70	70 to <75	75 to <80	80 to <85	85 to <90	90 to <95	95 to <100	100 to >105	Total Counts	Avg Speed (MPH)	85pet Speed	10MPH Pace	% in pace	# of Speeders	% Speeders
13/08/2022	00:00	*	*	*	*	*	*	*	*	*	*	*	*	*	*	*	*	*	*	*	*	*	*	*	*	*	*
13/08/2022	01:00	*	*	*	*	*	*	*	*	*	*	*	*	*	*	*	*	*	*	*	*	*	*	*	*	*	*
13/08/2022	02:00	*	*	*	*	*	*	*	*	*	*	*	*	*	*	*	*	*	*	*	*	*	*	*	*	*	*
13/08/2022	03:00	*	*	*	*	*	*	*	*	*	*	*	*	*	*	*	*	*	*	*	*	*	*	*	*	*	*
13/08/2022	04:00	*	*	*	*	*	*	*	*	*	*	*	*	*	*	*	*	*	*	*	*	*	*	*	*	*	*
13/08/2022	05:00	*	*	*	*	*	*	*	*	*	*	*	*	*	*	*	*	*	*	*	*	*	*	*	*	*	*
13/08/2022	06:00	*	*	*	*	*	*	*	*	*	*	*	*	*	*	*	*	*	*	*	*	*	*	*	*	*	*
13/08/2022	07:00	*	*	*	*	*	*	*	*	*	*	*	*	*	*	*	*	*	*	*	*	*	*	*	*	*	*
13/08/2022	08:00	*	*	*	*	*	*	*	*	*	*	*	*	*	*	*	*	*	*	*	*	*	*	*	*	*	*
13/08/2022	09:00	*	*	*	*	*	*	*	*	*	*	*	*	*	*	*	*	*	*	*	*	*	*	*	*	*	*
13/08/2022	10:00	*	*	*	*	*	*	*	*	*	*	*	*	*	*	*	*	*	*	*	*	*	*	*	*	*	*
13/08/2022	11:00	*	*	*	*	*	*	*	*	*	*	*	*	*	*	*	*	*	*	*	*	*	*	*	*	*	*
13/08/2022	12:00	*	*	*	*	*	*	*	*	*	*	*	*	*	*	*	*	*	*	*	*	*	*	*	*	*	*
13/08/2022	13:00	*	*	*	*	*	*	*	*	*	*	*	*	*	*	*	*	*	*	*	*	*	*	*	*	*	*
13/08/2022	14:00	*	*	*	*	*	*	*	*	*	*	*	*	*	*	*	*	*	*	*	*	*	*	*	*	*	*
13/08/2022	15:00	*	*	*	*	*	*	*	*	*	*	*	*	*	*	*	*	*	*	*	*	*	*	*	*	*	*
13/08/2022	16:00	*	*	*	*	*	*	*	*	*	*	*	*	*	*	*	*	*	*	*	*	*	*	*	*	*	*
13/08/2022	17:00	*	*	*	*	*	*	*	*	*	*	*	*	*	*	*	*	*	*	*	*	*	*	*	*	*	*
13/08/2022	18:00	*	*	*	*	*	*	*	*	*	*	*	*	*	*	*	*	*	*	*	*	*	*	*	*	*	*
13/08/2022	19:00	*	*	*	*	*	*	*	*	*	*	*	*	*	*	*	*	*	*	*	*	*	*	*	*	*	*
13/08/2022	20:00	*	*	*	*	*	*	*	*	*	*	*	*	*	*	*	*	*	*	*	*	*	*	*	*	*	*
13/08/2022	21:00	*	*	*	*	*	*	*	*	*	*	*	*	*	*	*	*	*	*	*	*	*	*	*	*	*	*
13/08/2022	22:00	*	*	*	*	*	*	*	*	*	*	*	*	*	*	*	*	*	*	*	*	*	*	*	*	*	*
13/08/2022	23:00	*	*	*	*	*	*	*	*	*	*	*	*	*	*	*	*	*	*	*	*	*	*	*	*	*	*
24 Hr Summary		0	0	0	0	0	0	0	0	0	0	0	0	0	0	0	0	0	0	0	0	0	NaN	0	*	*	*

Incoming Histogram

Knoll Lane Facing ?? August 2022

from Mon-Jul-04-2022-02-00-PM to Wed-Aug-17-2022-01-59-PM

Date	Starting Hr:min	<15	15 to <20	20 to <25	25 to <30	30 to <35	35 to <40	40 to <45	45 to <50	50 to <55	55 to <60	60 to <65	65 to <70	70 to <75	75 to <80	80 to <85	85 to <90	90 to <95	95 to <100	100 to >105	Total Counts	Avg Speed (MPH)	85pet Speed	10MPH Pace	% in pace	# of Speeders	% Speeders
14/08/2022	00:00	*	*	*	*	*	*	*	*	*	*	*	*	*	*	*	*	*	*	*	*	*	*	*	*	*	*
14/08/2022	01:00	*	*	*	*	*	*	*	*	*	*	*	*	*	*	*	*	*	*	*	*	*	*	*	*	*	*
14/08/2022	02:00	*	*	*	*	*	*	*	*	*	*	*	*	*	*	*	*	*	*	*	*	*	*	*	*	*	*
14/08/2022	03:00	*	*	*	*	*	*	*	*	*	*	*	*	*	*	*	*	*	*	*	*	*	*	*	*	*	*
14/08/2022	04:00	*	*	*	*	*	*	*	*	*	*	*	*	*	*	*	*	*	*	*	*	*	*	*	*	*	*
14/08/2022	05:00	*	*	*	*	*	*	*	*	*	*	*	*	*	*	*	*	*	*	*	*	*	*	*	*	*	*
14/08/2022	06:00	*	*	*	*	*	*	*	*	*	*	*	*	*	*	*	*	*	*	*	*	*	*	*	*	*	*
14/08/2022	07:00	*	*	*	*	*	*	*	*	*	*	*	*	*	*	*	*	*	*	*	*	*	*	*	*	*	*
14/08/2022	08:00	*	*	*	*	*	*	*	*	*	*	*	*	*	*	*	*	*	*	*	*	*	*	*	*	*	*
14/08/2022	09:00	*	*	*	*	*	*	*	*	*	*	*	*	*	*	*	*	*	*	*	*	*	*	*	*	*	*
14/08/2022	10:00	*	*	*	*	*	*	*	*	*	*	*	*	*	*	*	*	*	*	*	*	*	*	*	*	*	*
14/08/2022	11:00	*	*	*	*	*	*	*	*	*	*	*	*	*	*	*	*	*	*	*	*	*	*	*	*	*	*
14/08/2022	12:00	*	*	*	*	*	*	*	*	*	*	*	*	*	*	*	*	*	*	*	*	*	*	*	*	*	*
14/08/2022	13:00	*	*	*	*	*	*	*	*	*	*	*	*	*	*	*	*	*	*	*	*	*	*	*	*	*	*
14/08/2022	14:00	*	*	*	*	*	*	*	*	*	*	*	*	*	*	*	*	*	*	*	*	*	*	*	*	*	*
14/08/2022	15:00	*	*	*	*	*	*	*	*	*	*	*	*	*	*	*	*	*	*	*	*	*	*	*	*	*	*
14/08/2022	16:00	*	*	*	*	*	*	*	*	*	*	*	*	*	*	*	*	*	*	*	*	*	*	*	*	*	*
14/08/2022	17:00	*	*	*	*	*	*	*	*	*	*	*	*	*	*	*	*	*	*	*	*	*	*	*	*	*	*
14/08/2022	18:00	*	*	*	*	*	*	*	*	*	*	*	*	*	*	*	*	*	*	*	*	*	*	*	*	*	*
14/08/2022	19:00	*	*	*	*	*	*	*	*	*	*	*	*	*	*	*	*	*	*	*	*	*	*	*	*	*	*
14/08/2022	20:00	*	*	*	*	*	*	*	*	*	*	*	*	*	*	*	*	*	*	*	*	*	*	*	*	*	*
14/08/2022	21:00	*	*	*	*	*	*	*	*	*	*	*	*	*	*	*	*	*	*	*	*	*	*	*	*	*	*
14/08/2022	22:00	*	*	*	*	*	*	*	*	*	*	*	*	*	*	*	*	*	*	*	*	*	*	*	*	*	*
14/08/2022	23:00	*	*	*	*	*	*	*	*	*	*	*	*	*	*	*	*	*	*	*	*	*	*	*	*	*	*
24 Hr Summary		0	0	0	0	0	0	0	0	0	0	0	0	0	0	0	0	0	0	0	0	0	NaN	0	*	*	*

Incoming Histogram

Knoll Lane Facing ?? August 2022

from Mon-Jul-04-2022-02-00-PM to Wed-Aug-17-2022-01-59-PM

Date	Starting Hr:min	<15	15 to <20	20 to <25	25 to <30	30 to <35	35 to <40	40 to <45	45 to <50	50 to <55	55 to <60	60 to <65	65 to <70	70 to <75	75 to <80	80 to <85	85 to <90	90 to <95	95 to <100	100 to >105	Total Counts	Avg Speed (MPH)	85pet Speed	10MPH Pace	% in pace	# of Speeders	% Speeders
15/08/2022	00:00	*	*	*	*	*	*	*	*	*	*	*	*	*	*	*	*	*	*	*	*	*	*	*	*	*	*
15/08/2022	01:00	*	*	*	*	*	*	*	*	*	*	*	*	*	*	*	*	*	*	*	*	*	*	*	*	*	*
15/08/2022	02:00	*	*	*	*	*	*	*	*	*	*	*	*	*	*	*	*	*	*	*	*	*	*	*	*	*	*
15/08/2022	03:00	*	*	*	*	*	*	*	*	*	*	*	*	*	*	*	*	*	*	*	*	*	*	*	*	*	*
15/08/2022	04:00	*	*	*	*	*	*	*	*	*	*	*	*	*	*	*	*	*	*	*	*	*	*	*	*	*	*
15/08/2022	05:00	*	*	*	*	*	*	*	*	*	*	*	*	*	*	*	*	*	*	*	*	*	*	*	*	*	*
15/08/2022	06:00	*	*	*	*	*	*	*	*	*	*	*	*	*	*	*	*	*	*	*	*	*	*	*	*	*	*
15/08/2022	07:00	*	*	*	*	*	*	*	*	*	*	*	*	*	*	*	*	*	*	*	*	*	*	*	*	*	*
15/08/2022	08:00	*	*	*	*	*	*	*	*	*	*	*	*	*	*	*	*	*	*	*	*	*	*	*	*	*	*
15/08/2022	09:00	*	*	*	*	*	*	*	*	*	*	*	*	*	*	*	*	*	*	*	*	*	*	*	*	*	*
15/08/2022	10:00	*	*	*	*	*	*	*	*	*	*	*	*	*	*	*	*	*	*	*	*	*	*	*	*	*	*
15/08/2022	11:00	*	*	*	*	*	*	*	*	*	*	*	*	*	*	*	*	*	*	*	*	*	*	*	*	*	*
15/08/2022	12:00	*	*	*	*	*	*	*	*	*	*	*	*	*	*	*	*	*	*	*	*	*	*	*	*	*	*
15/08/2022	13:00	*	*	*	*	*	*	*	*	*	*	*	*	*	*	*	*	*	*	*	*	*	*	*	*	*	*
15/08/2022	14:00	*	*	*	*	*	*	*	*	*	*	*	*	*	*	*	*	*	*	*	*	*	*	*	*	*	*
15/08/2022	15:00	*	*	*	*	*	*	*	*	*	*	*	*	*	*	*	*	*	*	*	*	*	*	*	*	*	*
15/08/2022	16:00	*	*	*	*	*	*	*	*	*	*	*	*	*	*	*	*	*	*	*	*	*	*	*	*	*	*
15/08/2022	17:00	*	*	*	*	*	*	*	*	*	*	*	*	*	*	*	*	*	*	*	*	*	*	*	*	*	*
15/08/2022	18:00	*	*	*	*	*	*	*	*	*	*	*	*	*	*	*	*	*	*	*	*	*	*	*	*	*	*
15/08/2022	19:00	*	*	*	*	*	*	*	*	*	*	*	*	*	*	*	*	*	*	*	*	*	*	*	*	*	*
15/08/2022	20:00	*	*	*	*	*	*	*	*	*	*	*	*	*	*	*	*	*	*	*	*	*	*	*	*	*	*
15/08/2022	21:00	*	*	*	*	*	*	*	*	*	*	*	*	*	*	*	*	*	*	*	*	*	*	*	*	*	*
15/08/2022	22:00	*	*	*	*	*	*	*	*	*	*	*	*	*	*	*	*	*	*	*	*	*	*	*	*	*	*
15/08/2022	23:00	*	*	*	*	*	*	*	*	*	*	*	*	*	*	*	*	*	*	*	*	*	*	*	*	*	*
24 Hr Summary		0	0	0	0	0	0	0	0	0	0	0	0	0	0	0	0	0	0	0	0	0	NaN	0	*	*	*

Incoming Histogram

Knoll Lane Facing ?? August 2022

from Mon-Jul-04-2022-02-00-PM to Wed-Aug-17-2022-01-59-PM

Date	Starting Hr:min	<15	15 to <20	20 to <25	25 to <30	30 to <35	35 to <40	40 to <45	45 to <50	50 to <55	55 to <60	60 to <65	65 to <70	70 to <75	75 to <80	80 to <85	85 to <90	90 to <95	95 to <100	100 to >105	Total Counts	Avg Speed (MPH)	85pet Speed	10MPH Pace	% in pace	# of Speeders	% Speeders
16/08/2022	00:00	*	*	*	*	*	*	*	*	*	*	*	*	*	*	*	*	*	*	*	*	*	*	*	*	*	*
16/08/2022	01:00	*	*	*	*	*	*	*	*	*	*	*	*	*	*	*	*	*	*	*	*	*	*	*	*	*	*
16/08/2022	02:00	*	*	*	*	*	*	*	*	*	*	*	*	*	*	*	*	*	*	*	*	*	*	*	*	*	*
16/08/2022	03:00	*	*	*	*	*	*	*	*	*	*	*	*	*	*	*	*	*	*	*	*	*	*	*	*	*	*
16/08/2022	04:00	*	*	*	*	*	*	*	*	*	*	*	*	*	*	*	*	*	*	*	*	*	*	*	*	*	*
16/08/2022	05:00	*	*	*	*	*	*	*	*	*	*	*	*	*	*	*	*	*	*	*	*	*	*	*	*	*	*
16/08/2022	06:00	*	*	*	*	*	*	*	*	*	*	*	*	*	*	*	*	*	*	*	*	*	*	*	*	*	*
16/08/2022	07:00	*	*	*	*	*	*	*	*	*	*	*	*	*	*	*	*	*	*	*	*	*	*	*	*	*	*
16/08/2022	08:00	*	*	*	*	*	*	*	*	*	*	*	*	*	*	*	*	*	*	*	*	*	*	*	*	*	*
16/08/2022	09:00	*	*	*	*	*	*	*	*	*	*	*	*	*	*	*	*	*	*	*	*	*	*	*	*	*	*
16/08/2022	10:00	*	*	*	*	*	*	*	*	*	*	*	*	*	*	*	*	*	*	*	*	*	*	*	*	*	*
16/08/2022	11:00	*	*	*	*	*	*	*	*	*	*	*	*	*	*	*	*	*	*	*	*	*	*	*	*	*	*
16/08/2022	12:00	*	*	*	*	*	*	*	*	*	*	*	*	*	*	*	*	*	*	*	*	*	*	*	*	*	*
16/08/2022	13:00	*	*	*	*	*	*	*	*	*	*	*	*	*	*	*	*	*	*	*	*	*	*	*	*	*	*
16/08/2022	14:00	*	*	*	*	*	*	*	*	*	*	*	*	*	*	*	*	*	*	*	*	*	*	*	*	*	*
16/08/2022	15:00	*	*	*	*	*	*	*	*	*	*	*	*	*	*	*	*	*	*	*	*	*	*	*	*	*	*
16/08/2022	16:00	*	*	*	*	*	*	*	*	*	*	*	*	*	*	*	*	*	*	*	*	*	*	*	*	*	*
16/08/2022	17:00	*	*	*	*	*	*	*	*	*	*	*	*	*	*	*	*	*	*	*	*	*	*	*	*	*	*
16/08/2022	18:00	*	*	*	*	*	*	*	*	*	*	*	*	*	*	*	*	*	*	*	*	*	*	*	*	*	*
16/08/2022	19:00	*	*	*	*	*	*	*	*	*	*	*	*	*	*	*	*	*	*	*	*	*	*	*	*	*	*
16/08/2022	20:00	*	*	*	*	*	*	*	*	*	*	*	*	*	*	*	*	*	*	*	*	*	*	*	*	*	*
16/08/2022	21:00	*	*	*	*	*	*	*	*	*	*	*	*	*	*	*	*	*	*	*	*	*	*	*	*	*	*
16/08/2022	22:00	*	*	*	*	*	*	*	*	*	*	*	*	*	*	*	*	*	*	*	*	*	*	*	*	*	*
16/08/2022	23:00	*	*	*	*	*	*	*	*	*	*	*	*	*	*	*	*	*	*	*	*	*	*	*	*	*	*
24 Hr Summary		0	0	0	0	0	0	0	0	0	0	0	0	0	0	0	0	0	0	0	0	0	NaN	0	*	*	*

Incoming Histogram

Knoll Lane Facing ?? August 2022

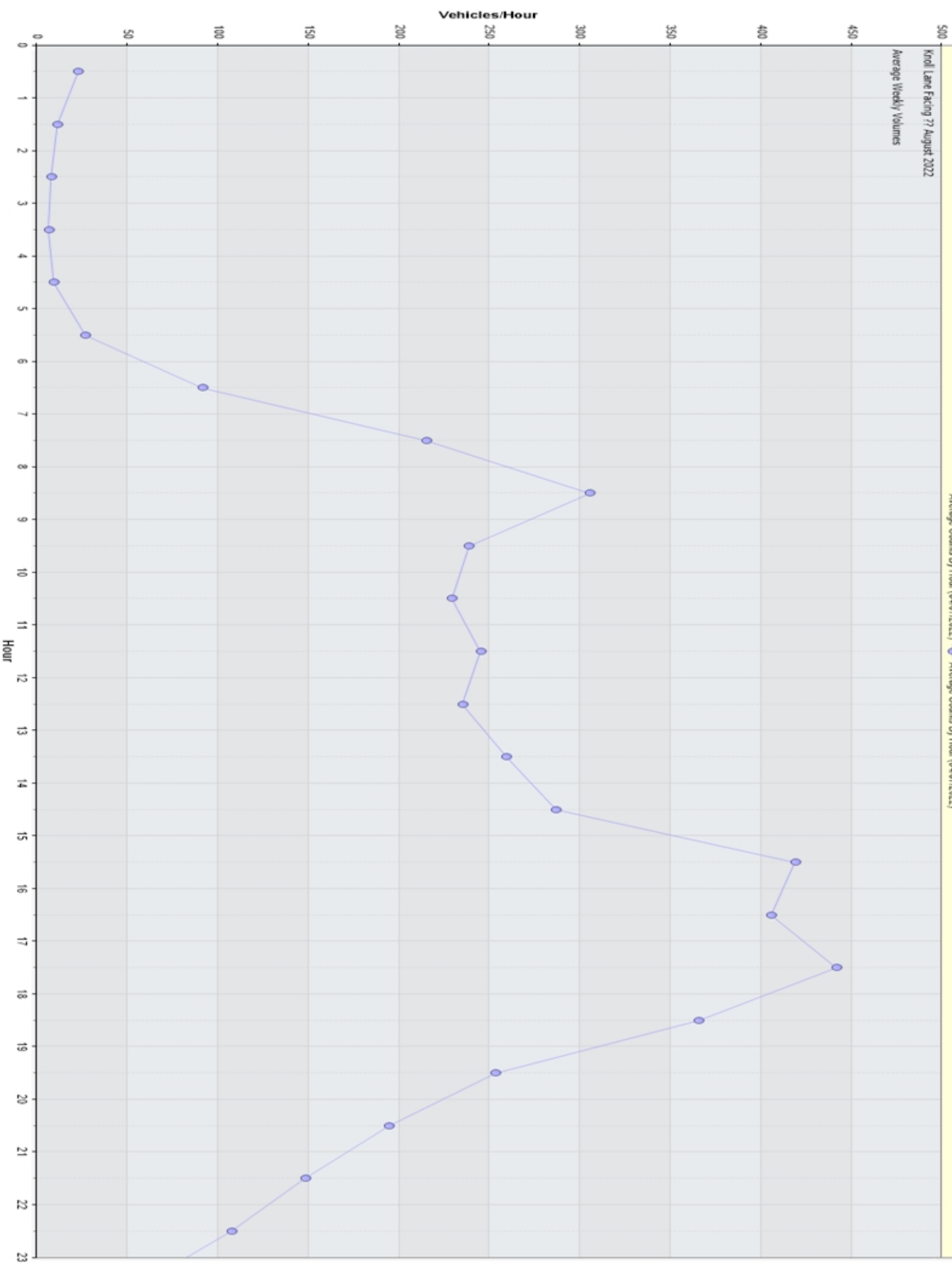
from Mon-Jul-04-2022-02-00-PM to Wed-Aug-17-2022-01-59-PM

Date	Starting Hr:min	<15	15 to <20	20 to <25	25 to <30	30 to <35	35 to <40	40 to <45	45 to <50	50 to <55	55 to <60	60 to <65	65 to <70	70 to <75	75 to <80	80 to <85	85 to <90	90 to <95	95 to <100	100 to >105	Total Counts	Avg Speed (MPH)	85pet Speed	10MPH Pace	% in pace	# of Speeders	% Speeders	
17/08/2022	00:00	*	*	*	*	*	*	*	*	*	*	*	*	*	*	*	*	*	*	*	*	*	*	*	*	*	*	
17/08/2022	01:00	*	*	*	*	*	*	*	*	*	*	*	*	*	*	*	*	*	*	*	*	*	*	*	*	*	*	
17/08/2022	02:00	*	*	*	*	*	*	*	*	*	*	*	*	*	*	*	*	*	*	*	*	*	*	*	*	*	*	
17/08/2022	03:00	*	*	*	*	*	*	*	*	*	*	*	*	*	*	*	*	*	*	*	*	*	*	*	*	*	*	
17/08/2022	04:00	*	*	*	*	*	*	*	*	*	*	*	*	*	*	*	*	*	*	*	*	*	*	*	*	*	*	
17/08/2022	05:00	*	*	*	*	*	*	*	*	*	*	*	*	*	*	*	*	*	*	*	*	*	*	*	*	*	*	
17/08/2022	06:00	*	*	*	*	*	*	*	*	*	*	*	*	*	*	*	*	*	*	*	*	*	*	*	*	*	*	
17/08/2022	07:00	*	*	*	*	*	*	*	*	*	*	*	*	*	*	*	*	*	*	*	*	*	*	*	*	*	*	
17/08/2022	08:00	*	*	*	*	*	*	*	*	*	*	*	*	*	*	*	*	*	*	*	*	*	*	*	*	*	*	
17/08/2022	09:00	*	*	*	*	*	*	*	*	*	*	*	*	*	*	*	*	*	*	*	*	*	*	*	*	*	*	
17/08/2022	10:00	*	*	*	*	*	*	*	*	*	*	*	*	*	*	*	*	*	*	*	*	*	*	*	*	*	*	
17/08/2022	11:00	*	*	*	*	*	*	*	*	*	*	*	*	*	*	*	*	*	*	*	*	*	*	*	*	*	*	
17/08/2022	12:00	*	*	*	*	*	*	*	*	*	*	*	*	*	*	*	*	*	*	*	*	*	*	*	*	*	*	
17/08/2022	13:00	0	0	0	0	0	0	0	0	0	0	0	0	0	0	0	0	0	0	0	0	0	0	*	*	*	*	
17/08/2022	14:00	*	*	*	*	*	*	*	*	*	*	*	*	*	*	*	*	*	*	*	*	*	*	*	*	*	*	*
17/08/2022	15:00	*	*	*	*	*	*	*	*	*	*	*	*	*	*	*	*	*	*	*	*	*	*	*	*	*	*	*
17/08/2022	16:00	*	*	*	*	*	*	*	*	*	*	*	*	*	*	*	*	*	*	*	*	*	*	*	*	*	*	*
17/08/2022	17:00	*	*	*	*	*	*	*	*	*	*	*	*	*	*	*	*	*	*	*	*	*	*	*	*	*	*	*
17/08/2022	18:00	*	*	*	*	*	*	*	*	*	*	*	*	*	*	*	*	*	*	*	*	*	*	*	*	*	*	*
17/08/2022	19:00	*	*	*	*	*	*	*	*	*	*	*	*	*	*	*	*	*	*	*	*	*	*	*	*	*	*	*
17/08/2022	20:00	*	*	*	*	*	*	*	*	*	*	*	*	*	*	*	*	*	*	*	*	*	*	*	*	*	*	*
17/08/2022	21:00	*	*	*	*	*	*	*	*	*	*	*	*	*	*	*	*	*	*	*	*	*	*	*	*	*	*	*
17/08/2022	22:00	*	*	*	*	*	*	*	*	*	*	*	*	*	*	*	*	*	*	*	*	*	*	*	*	*	*	*
17/08/2022	23:00	*	*	*	*	*	*	*	*	*	*	*	*	*	*	*	*	*	*	*	*	*	*	*	*	*	*	*
24 Hr Summary		0	0	0	0	0	0	0	0	0	0	0	0	0	0	0	0	0	0	0	0	0	NaN	0	*	*	*	*

Knoll Lane Facing ?? August 2022

Average Weekly Volumes

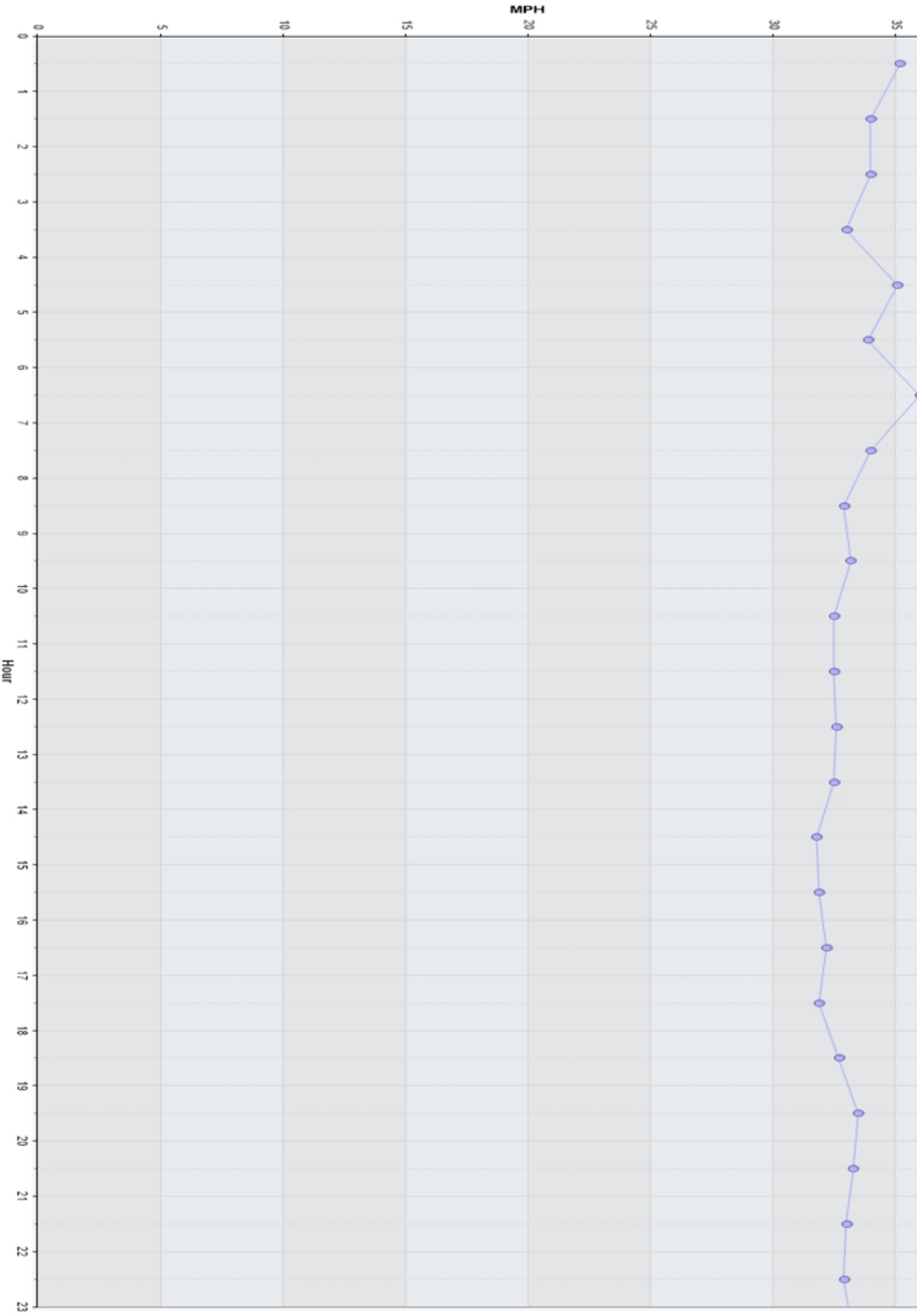
Incoming Average Hourly Volume for Week of 04/07/2022
Average Counts By Hour (04/07/2022) Average Counts By Hour (04/07/2022)



Knoll Lane Facing 77 August 2022

Incoming Average Hourly WEEKDAY Speeds for Week of 04/07/2022
Average Hourly WEEKDAY Speeds By Hour (04/07/2022) — Average Hourly WEEKDAY Speeds By Hour (04/07/2022)

Average Weekly Speeds



6,000

Knoll Lane Facing ?? August 2022

Daily Volumes

Incoming: Daily Volume for Week of 04/07/2022
Daily Vehicle Counts

Vehicles

5,000

4,000

3,000

1,000

0

Monday

Tuesday

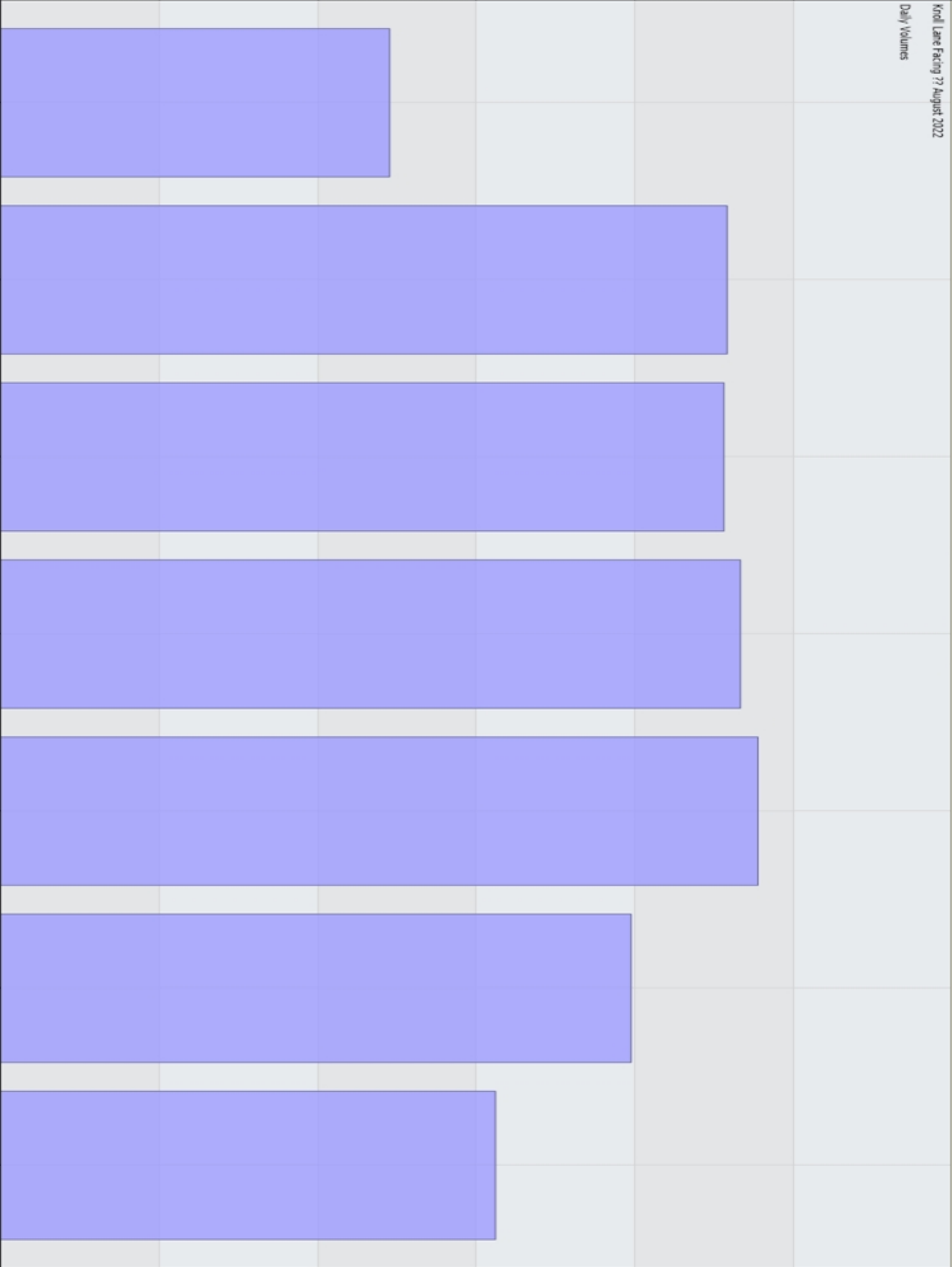
Wednesday

Thursday
Day

Friday

Saturday

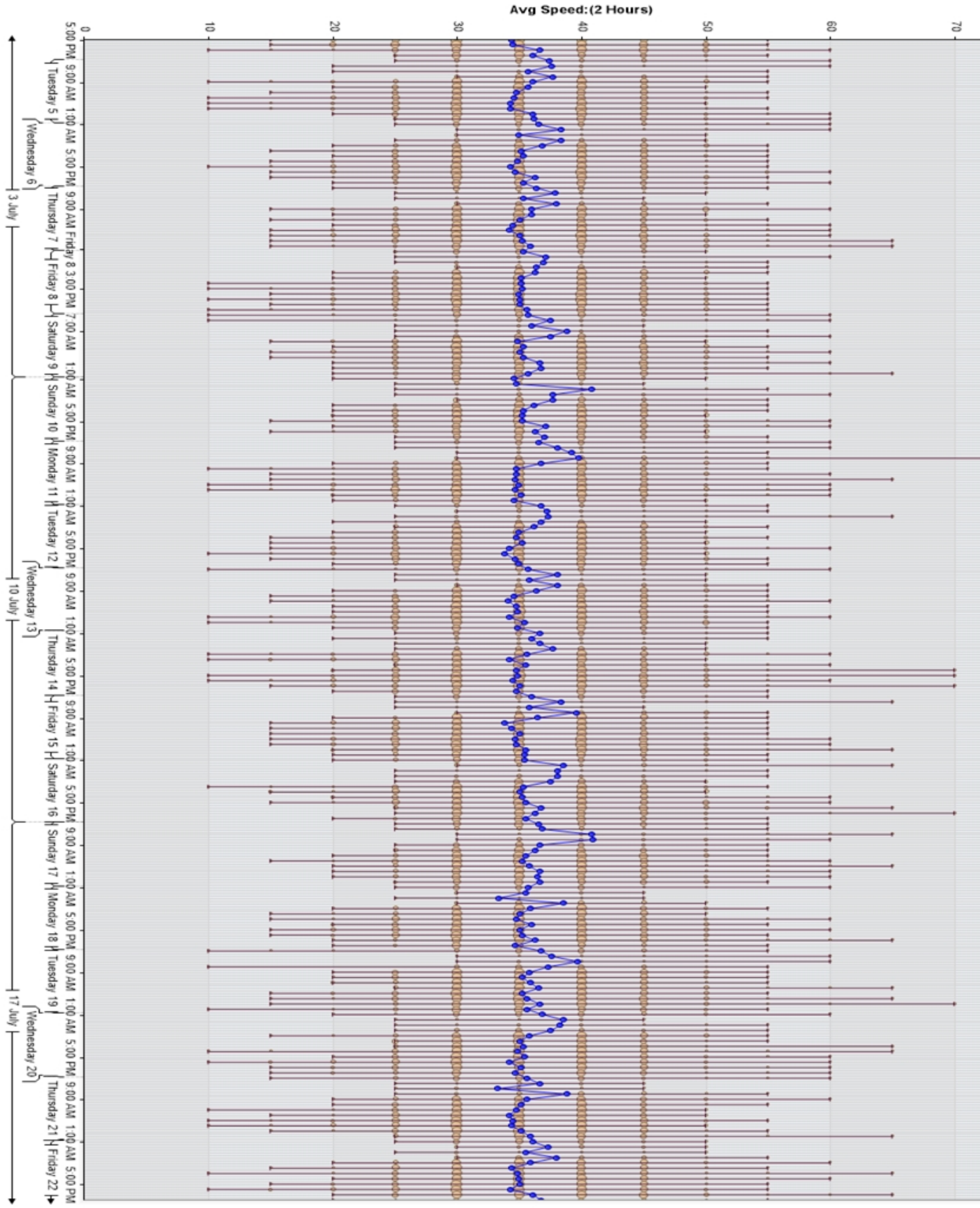
Sunday



Knoll Lane Facing 77 August 2022

Average Speed Chart

Average Vehicle Speed
Total Vehicles Displayed=79966
Vehicles Detected
(size of bubble = vehicle density)
04/07/2022 16:35:00 through 22/07/2022 22:35:00



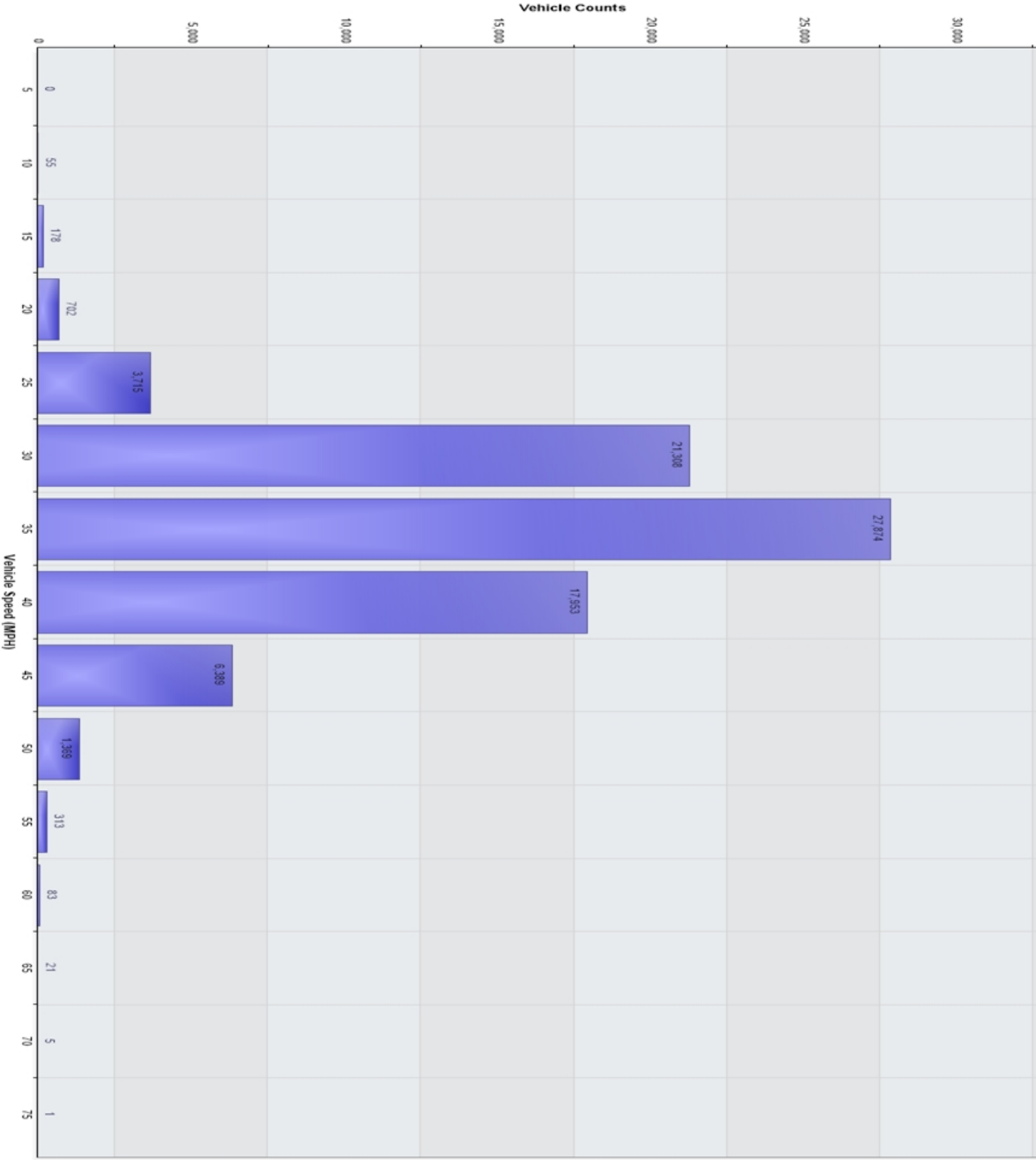


Vehicle Counts Vs. Speed [Knoll Lane Facing 77 August 2022: Incoming]

Knoll Lane Facing 77 August 2022

Volume By Speed Histogram

79,966 Counts



Knoll Lane Facing ?? August 2022

SSM: Pct Speed: 38.9 MPH

Vehicles in data: 7995

04/07/2022 14:00:00 to 17/08/2022 13:59:59

